

Instructions for Parts Books

The heading at the top of the page will be the same for the picture of the parts as it is for the page with the part numbers.

Definition of column headings on part number pages:

REF.No → The number referring to the part on the picture page of the parts book.

Part No. → The number assigned to this part at the time of printing the parts book.

Description → Description of part.

Q'ty → Quantity of part used on that page.

S.No. → Serial number range of the equipment that this part will fit.

>= Your serial number should be greater than or equal to the number shown.

<= Your serial number should be lesser than or equal to the serial number shown.

I/C → Interchangeability of part shown.

↔ The part shown will work for the older and later serial number.

The part shown is not interchangeable with the other serial number.

← new for old

→ old for new

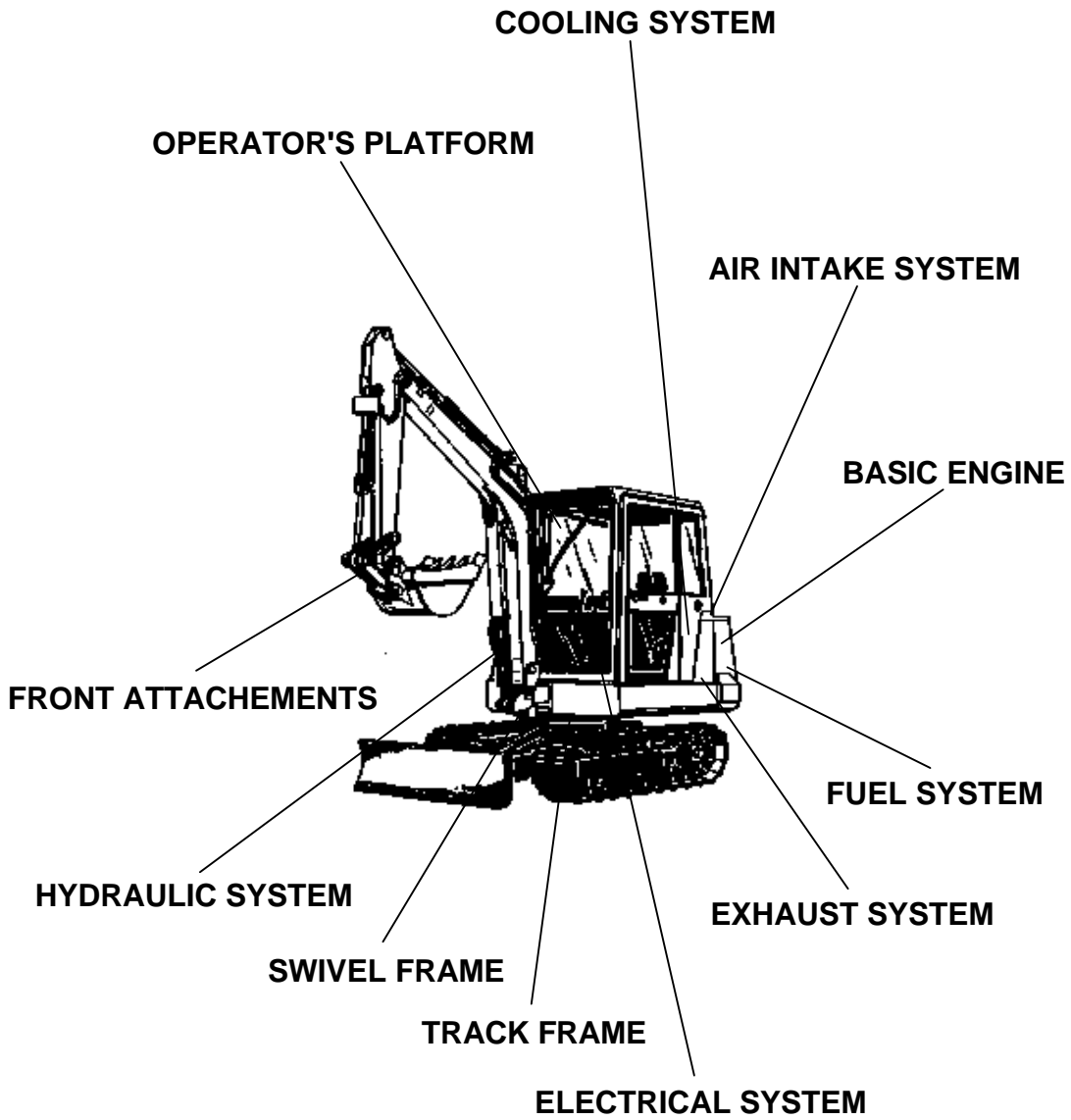
Remarks → Notes about this particular part. Sometimes this may say except [FR] or [CA]

Note about Country Codes:

The parts books we use in the United States of America may also contain information about a part that would be different in another country. It is important that you are aware of the country codes in some instances.

Symbol	Country
A	United States of America
CA	Canada
FR	France
GR	Greece
PO	Portugal
AU	Australia

If the remarks column says for example EXCEPT [FR] this part works in all countries except France. That means it will work here in the USA.

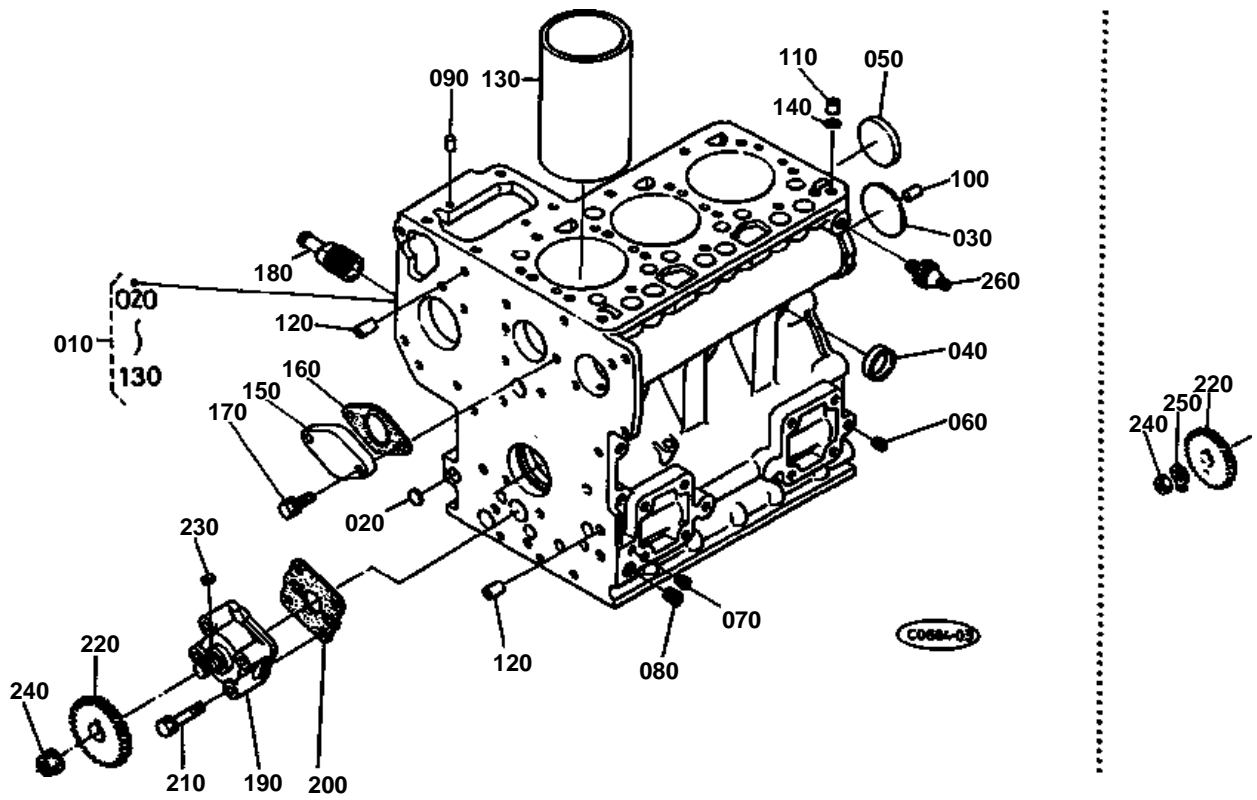


ACCESSORIES

Item	Part No.	Description	Book
BASIC ENGINE	01S001	CRANKCASE	100K0048
	01S002	OIL PAN	100K0048
	01S003	PISTON CRANKSHAFT	100K0048
	01S004	MAIN BEARING CASE	100K0048
	01S005	CAMSHAFT	100K0048
	01S006	CYLINDER HEAD	100K0048
	01S007	VALVE ROCKER ARM	100K0048
	01S008	CYLINDER HEAD COVER	100K0048
	01S009	GEAR CASE	100K0048
FUEL SYSTEM	01S013	NOZZLE HOLDER GLOW PLUG	100K0048
	01S014	NOZZLE HOLDER (COMPONENT PARTS)	100K0048
	01S015	SPEED CONTROL PLATE	100K0048
	01S016	GOVERNOR	100K0048
	01S01701	INJECTION PUMP CAMSHAFT (1)	100K0048
	01S01702	INJECTION PUMP CAMSHAFT (2)	100K0048
	01S018	INJECTION PUMP (COMPONENT PARTS)	100K0048
COOLING SYSTEM	01S022	WATER FLANGE	100K0048
	01S023	WATER PUMP	100K0048
ELECTRICAL SYSTEM	01S026	FLY WHEEL STARTER	100K0048
	01S027	STARTER (COMPONENT PARTS)	100K0048
	01S028	DYNAMO	100K0048
	01S029	DYNAMO (COMPONENT PARTS)	100K0048
BASIC ENGINE	01S010	ENGINE BRACKET	100K0048
AIR INTAKE SYSTEM	01S011	AIR CLEANER INLET MANIFOLD	100K0048
EXHAUST SYSTEM	01S012	MUFFLER EXHAUST MANIFOLD	100K0048
FUEL SYSTEM	01S019	ACCEL LEVER	100K0048
	01S020	FUEL PIPING	100K0048
	01S021	FUEL TANK	100K0048
COOLING SYSTEM	01S024	RADIATOR	100K0048
	01S025	WATER PIPE	100K0048
ELECTRICAL SYSTEM	01S030	BATTERY	100K0048
	01S031	REGULATOR HORN	100K0048
	01S03201	SWITCH METER EXCEPT [KDG KE-(S)]	100K0048
HYDRAULIC SYSTEM	01S033	ELECTRICAL WIRING	100K0048
	01S034	PUMP HOUSING	100K0048
	01S035	GEAR PUMP & COMPONENT PARTS	100K0048
	01S036	DRIVE MOTOR & COMPONENT PARTS	100K0048
	01S037	SWIVLE MOTOR & COMPONENT PARTS	100K0048
	01S038	ROTARY JOINT	100K0048
	01S039	OIL TANK	100K0048
	01S040	CONTROL VALVE (1) & COMPONENT PARTS	100K0048
	01S041	CONTROL VALVE (1) SPOOL SECTION	100K0048
	01S042	CONTROL VALVE (1) (S/P) & COMPONENT PARTS	100K0048
	01S043	CONTROL VALVE (1) (S/P) SPOOL SECTION	100K0048
	01S044	CONTROL VALVE (2) & COMPONENT PARTS	100K0048
	01S045	CONTROL VALVE (2) SPOOL SECTION	100K0048
	01S046	CONTROL LEVER (FRAME)	100K0048
	01S047	CONTROL LEVER (TRAVEL LH-1)	100K0048
	01S048	CONTROL LEVER (TRAVEL LH-2)	100K0048
	01S049	CONTROL LEVER (TRAVEL RH-1)	100K0048
	01S050	CONTROL LEVER (TRAVEL RH-2)	100K0048
	01S051	CONTROL LEVER (FRONT LH)	100K0048
	01S052	CONTROL LEVER (FRONT RH)	100K0048
	01S053	CONTROL LEVER (SAFETY LOCK LEVER)	100K0048
	01S054	CONTROL PEDAL (SWIVEL/SWING CHANGE)	100K0048
	01S055	CONTROL LEVER (DOZER)	100K0048
	01S056	CONTROL LEVER (H PATTERN) [KTC]	100K0048
	01S057	CONTROL LEVER (S/P)	100K0048
	01S058	OIL PIPING (1) (OIL TANK) EXCEPT [EXP. KUK]	100K0048

Item	Part No.	Description	Book	
HYDRAULIC SYSTEM	01S059	OIL PIPING (2) (SUCTION & DELIVERY)	100K0048	
	01S060	OIL PIPING (3) (RETURN C/V TANK)	100K0048	
	01S061	OIL PIPING (4) (TRAVEL LH)	100K0048	
	01S062	OIL PIPING (5) (TRAVEL RH)	100K0048	
	01S063	OIL PIPING (6) (SWIVEL)	100K0048	
	01S064	OIL PIPING (7) (SWING)	100K0048	
	01S065	OIL PIPING (8) (BOOM)	100K0048	
	01S066	OIL PIPING (9) (ARM)	100K0048	
	01S067	OIL PIPING (10) (BUCKET)	100K0048	
	01S068	OIL PIPING (11) (DOZER)	100K0048	
	01S069	OIL PIPING (12) (S/P)	100K0048	
	01S070	BOOM CYLINDER & COMPONENT PARTS	100K0048	
	01S071	ARM CYLINDER & COMPONENT PARTS	100K0048	
	01S07202	BUCKET CYLINDER & COMPONENT PARTS [KH-61(H)]	100K0048	
FRONT ATTACHEMENTS	01S073	DOZER CYLINDER & COMPONENT PARTS	100K0048	
	01S074	SWING CYLINDER & COMPONENT PARTS	100K0048	
	01S075	SWING BRACKET	100K0048	
	01S07602	BOOM [KH-61(H)]	100K0048	
	01S077	CYLINDER COVER (BOOM)	100K0048	
	01S07802	ARM [KH-61(H)]	100K0048	
	01S07902	BUCKET LINK [KH-61(H)]	100K0048	
	01S08002	BUCKET [KH-61(H)]	100K0048	
	01S081	DOZER	100K0048	
	TRACK FRAME	01S08202	TRACK FRAME [KH-61(H)]	100K0048
		01S083	DRIVE GEAR	100K0048
		01S084	DRIVE GEAR CASE	100K0048
		01S085	IDLER	100K0048
		01S08602	TRACK ROLLER [KH-61(H)]	100K0048
SWIVEL FRAME	01S087	CRAWLER	100K0048	
	01S08801	SWIVEL FRAME EXCEPT [KTA(ROPS) KTC]	100K0048	
	01S08802	SWIVEL FRAME [KTA(ROPS) KTC]	100K0048	
	01S089	SWIVEL GEAR CASE	100K0048	
	01S090	SWIVEL GEAR	100K0048	
	01S091	SWIVEL BEARING	100K0048	
	01S092	FLOOR PLATE	100K0048	
	01S093	BONNET	100K0048	
	01S09401	BONNET SPONGE EXCEPT [KTA(ROPS) KTC]	100K0048	
	01S09402	BONNET SPONGE [KTA(ROPS) KTC]	100K0048	
	01S09502	WEIGHT [KH-61(H)]	100K0048	
	OPERATOR'S PLATFORM	01S09701	CABIN (BODY) [EXP. KUK KE KTA P. KE(-S)]	100K0048
		01S09703	CABIN (BODY) [KTA(ROPS) KTC]	100K0048
		01S098	CABIN (DOOR)	100K0048
01S099		CABIN (FRONT DOOR)	100K0048	
01S100		CABIN (SPONGE)	100K0048	
01S101		INSTRUMENT PANEL	100K0048	
01S102		SEAT [EXP. KUK S. KTA P. KTC]	100K0048	
01S103		WIRING HARNESS (CABIN)	100K0048	
01S104		CABIN (WIPER MOTOR)	100K0048	
01S106		CABIN (HEATER)	100K0048	
01S107		LIGHT	100K0048	
01S10801		LABEL EXCEPT [KDG KE(-S)]	100K0048	
ELECTRICAL SYSTEM ACCESSORIES		01S109	STARTER (COMPONENT PARTS)	100K0048
		01S110	ACCESSORIES	100K0048

CRANKCASE

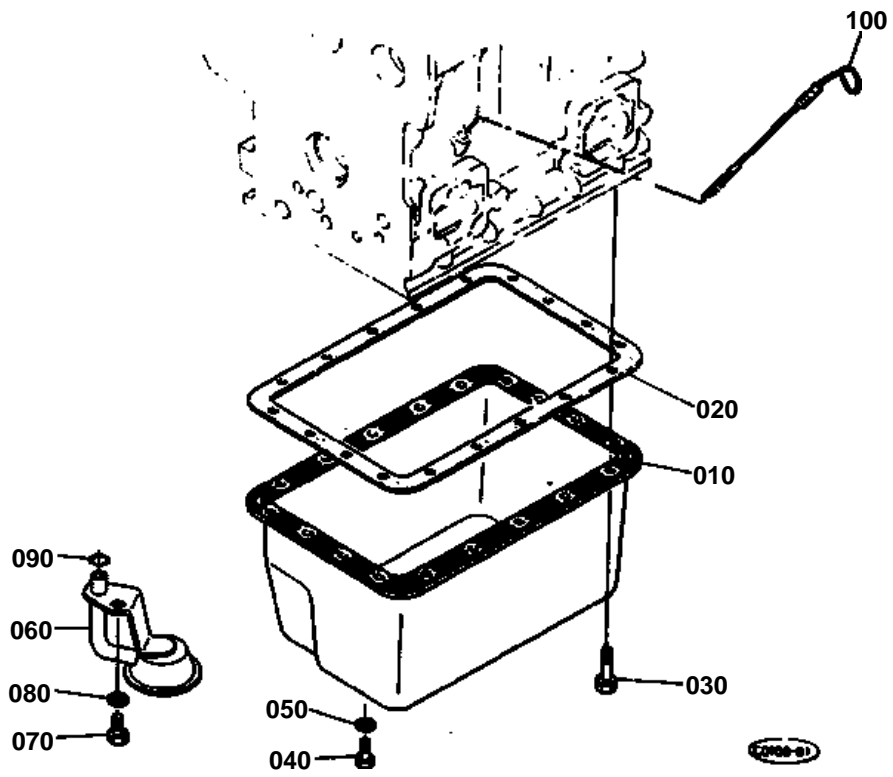


**CRANKCASE**

↔ Interchangeable; ≠ not interchangeable; ← new for old; → old for new

REF.No	Part No.	Description	Q'ty	S.No.	I/C	REMARKS	Weight (kgf)	Weight (lb)
010	15533-01010	COMP.CRANKCASE	1				26	57.2
020	15261-96170	PLUG	3				0.005	0.011
030	15261-96160	PLUG	1				0.02	0.044
040	15321-96260	CAP SEALING	5				0.014	0.0308
050	15221-03490	CAP SEALING	1				0.02	0.044
060	15261-96010	PLUG	6				0.002	0.0044
070	15521-96020	PLUG	3				0.003	0.0066
080	15521-96030	PLUG	1				0.007	0.0154
090	05012-00609	PIN STRAIGHT	2				0.003	0.0066
100	05012-00814	PIN STRAIGHT	2				0.006	0.0132
110	15221-33650	PIN PIPE	1				0.004	0.0088
120	15231-33960	PIN PIPE	2				0.001	0.0022
130	15531-02310	LINER CYLINDER	3				0.42	0.924
140	15221-33700	O RING	1				0.001	0.0022
150	15261-73910	COVER WATER	1				0.13	0.286
160	15261-73920	GASKET WATER COVER	1				0	0
170	01023-50618	BOLT	2				0.006	0.0132
180	15531-73170	JOINT DRAIN PIPE	1				0.145	0.319
190	15261-35010	ASSY PUMP OIL	1				0.32	0.704
200	15261-35150	PACKING OIL PUMP	1				0	0
210	15261-91022	BOLT	4				0.012	0.0264
220	15954-35660	GEAR OIL PUMP DRIVE	1	<=609864			0.14	0.308
220	15954-35662	GEAR OIL PUMP DRIVE	1	>=609865	≠		0.14	0.308
230	05712-00410	KEY FEATHER	1				0.001	0.0022
240	02016-50100	NUT	1	<=609864			0.009	0.0198
240	02771-50100	NUT	1	>=609865	≠		0	0
250	04211-50100	WASHER WITH CLAW	1	<=609864			0.002	0.0044
260	15221-39013	SWITCH OIL	1				0.035	0.077

OIL PAN



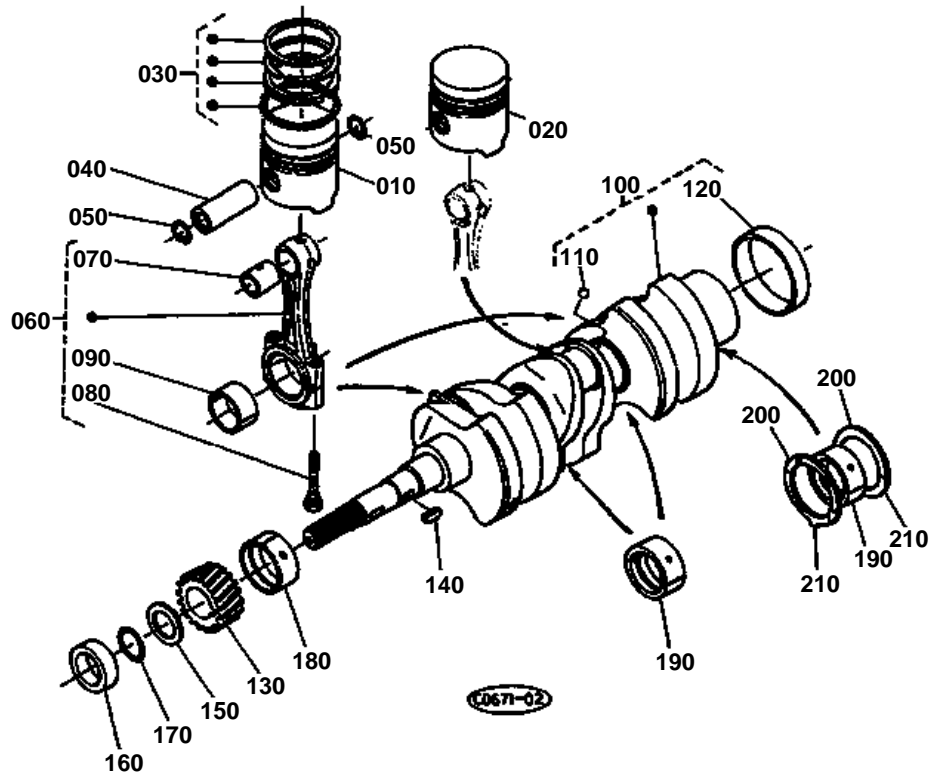


OIL PAN

↔ Interchangeable; ≠ not interchangeable; ← new for old; → old for new

REF.No	Part No.	Description	Q'ty	S.No.	I/C	REMARKS	Weight (kgf)	Weight (lb)
010	15381-01610	OIL PAN	1				1.4	3.08
020	15381-01620	GASKET OIL PAN	1				0	0
030	15381-91092	BOLT	18				0.002	0.0044
040	15221-33750	PLUG	1				0.032	0.0704
050	15109-33660	GASKET	1				0.001	0.0022
060	15381-32110	FILTER OIL	1				0.18	0.396
070	01153-50816	BOLT	1				0.01	0.022
080	04512-50080	WASHER SPRING	1				0	0
090	04810-00140	RING	1	<=711670			0	0
090	19269-96800	RING	1	>=711671	≠		0.001	0.0022
100	15381-36410	GAUGE OIL	1				0.018	0.0396

PISTON CRANKSHAFT



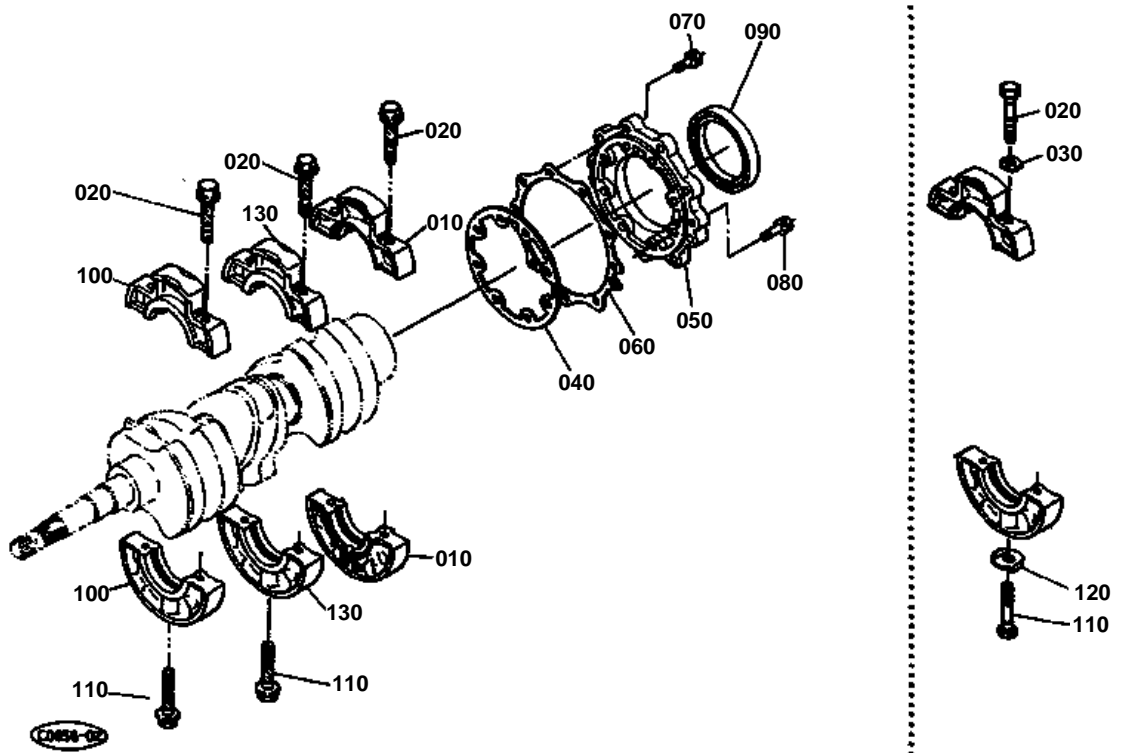


PISTON CRANKSHAFT

↔ Interchangeable; ≠ not interchangeable; ← new for old; → old for new

REF.No	Part No.	Description	Q'ty	S.No.	I/C	REMARKS	Weight (kgf)	Weight (lb)
010	15532-21110	PISTON	2				0.365	0.803
010	15532-21910	PISTON	1			+0.5mm	0.365	0.803
020	15531-21123	PISTON	1				0.35	0.77
020	15531-21922	PISTON	1			+0.5mm	0.37	0.814
030	15531-21050	ASSY PISTON RING	3				0.046	0.1012
030	15531-21090	ASSY PISTON RING	3			+0.5mm	0.03	0.066
040	15261-21310	PIN PISTON	3				0.102	0.2244
050	15261-21330	CIR-CLIP PISTON PIN	6				0.001	0.0022
060	15531-22010	ASSY CONNECTING ROD	3	<=599859			0	0
060	15381-22010	ASSY CONNECTING ROD	3	>=599860	≠		0	0
060	15694-22010	ASSY CONNECTING ROD	3	>=755815	≠		0.5	1.1
070	15261-21980	BUSH PISTON PIN	3				0.012	0.0264
080	15261-22140	BOLT CONNECTING ROD	6	<=599859			0	0
080	15381-22140	BOLT CONNECTING ROD	6	>=599860	≠		0.02	0.044
090	15531-22310	METAL CRANKPIN	3	<=755814		SET	0	0
090	15694-22310	METAL CRANKPIN	3	>=755815	≠	SET	0.02	0.044
090	15531-22970	METAL CRANKPIN	3	<=755814		-0.2mm SET	0	0
090	15694-22970	METAL CRANKPIN	3	>=755815	≠	-0.2mm SET	0.025	0.055
090	15531-22980	METAL CRANKPIN	3	<=755814		-0.4mm SET	0	0
090	15694-22980	METAL CRANKPIN	3	>=755815	≠	-0.4mm SET	0.02	0.044
100	15549-23010	COMP.CRANKSHAFT	1				8	17.6
110	15131-01380	PLUG PIN	3	<=599859			0.001	0.0022
110	07715-00401	BALL	3	>=599860	↔		0.001	0.0022
120	19215-23280	SLEEVE CRANKSHAFT	1				0.05	0.11
130	15261-24110	GEAR CRANKSHAFT	1				0.164	0.3608
140	05712-00515	KEY FEATHER	1				0.003	0.0066
150	15261-23310	SLINGER OIL	1				0.008	0.0176
160	15532-23250	COLLAR CRANKSHAFT	1				0.029	0.0638
170	04811-10220	RING	1	<=711670			0.001	0.0022
170	19269-96760	RING	1	>=711671	≠		0.001	0.0022
180	15261-23470	METAL CRANKSHAFT	1	<=755814			0	0
180	15694-23470	METAL CRANKSHAFT	1	>=755815	≠		0.035	0.077
180	15261-23910	METAL CRANKSHAFT	1	<=755814		-0.2mm	0	0
180	15694-23910	METAL CRANKSHAFT	1	>=755815	≠	-0.2mm	0.04	0.088
180	15261-23920	METAL CRANKSHAFT	1	<=755814		-0.4mm	0	0
180	15694-23920	METAL CRANKSHAFT	1	>=755815	≠	-0.4mm	0.045	0.099
190	15261-23480	METAL CRANKSHAFT	3	<=755814		SET	0	0
190	15694-23480	METAL CRANKSHAFT	3	>=755815	≠	SET	0.04	0.088
190	15261-23930	METAL CRANKSHAFT	3	<=755814		-0.2mm SET	0	0
190	15694-23930	METAL CRANKSHAFT	3	>=755815	≠	-0.2mm SET	0.05	0.11
190	15261-23940	METAL CRANKSHAFT	3	<=755814		-0.4mm SET	0	0
190	15694-23940	METAL CRANKSHAFT	3	>=755815	≠	-0.4mm SET	0.046	0.1012
200	15261-23530	METAL SIDE	2				0.006	0.0132
200	15261-23950	METAL SIDE	2			+0.2mm	0.006	0.0132
200	15261-23960	METAL SIDE	2			+0.4mm	0.007	0.0154
210	15261-23540	METAL SIDE	2				0.007	0.0154
210	15261-23970	METAL SIDE	2			+0.2mm	0.006	0.0132
210	15261-23980	METAL SIDE	2			+0.4mm	0.007	0.0154

MAIN BEARING CASE



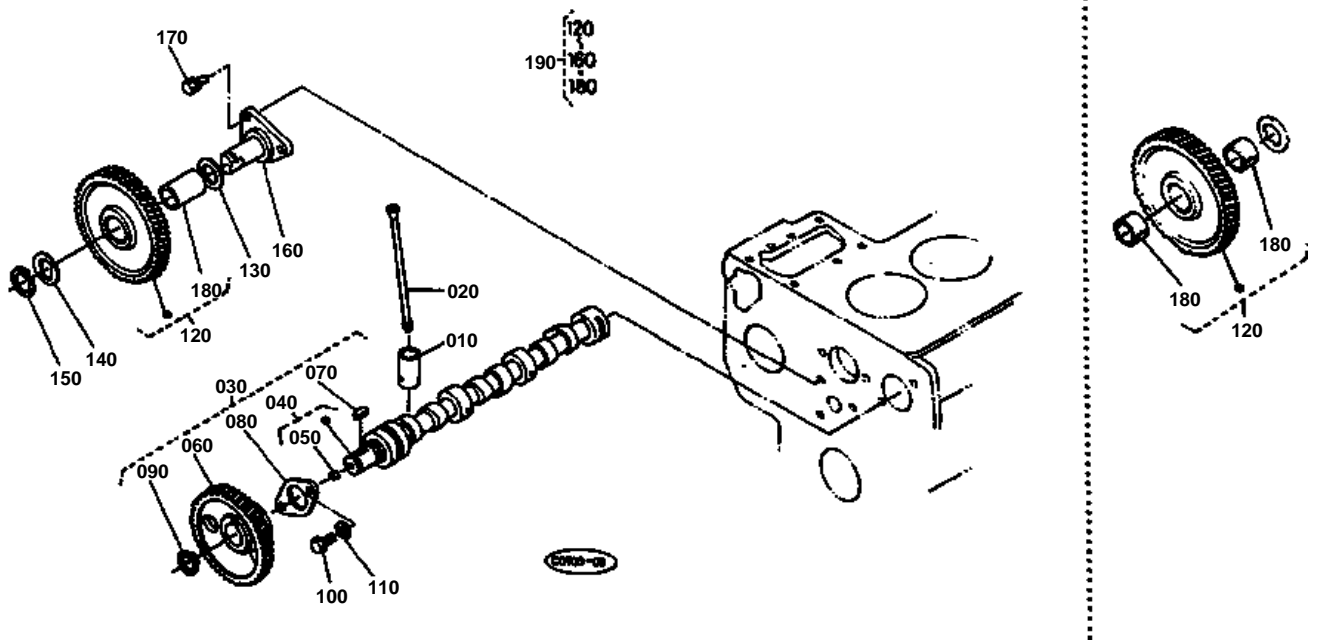


MAIN BEARING CASE

↔ Interchangeable; ≠ not interchangeable; ← new for old; → old for new

REF.No	Part No.	Description	Q'ty	S.No.	I/C	REMARKS	Weight (kgf)	Weight (lb)
010	15261-04090	ASSY CASE MAIN BRG.	1				0.8	1.76
020	15261-04540	BOLT BEARING CASE	6	≤596387			0.02	0.044
020	15381-04540	BOLT BEARING CASE	6	≥596388	≠		0.02	0.044
030	15261-04570	WASHER BEARING CASE	6	≤596387			0.001	0.0022
040	15261-04360	GASKET BRG.CASE	1				0	0
050	15549-04810	COVER BEARING CASE	1				0.2	0.44
060	15261-04820	GASKET BRG.CASE COV.	1				0	0
070	01023-50620	BOLT	9				0.006	0.0132
080	01023-50625	BOLT	8				0.007	0.0154
090	19215-04460	SEAL OIL	1				0.03	0.066
100	15261-04040	ASSY CASE MAIN BRG.	1				0.687	1.5114
110	15261-04560	BOLT BEARING CASE	2	≤596387			0.02	0.044
110	15381-04560	BOLT BEARING CASE	2	≥596388	≠		0.02	0.044
120	15261-04590	WASHER BEARING CASE	2	≤596387			0.004	0.0088
130	15381-04050	ASSY CASE MAIN BRG.	1				0.688	1.5136

CAMSHAFT

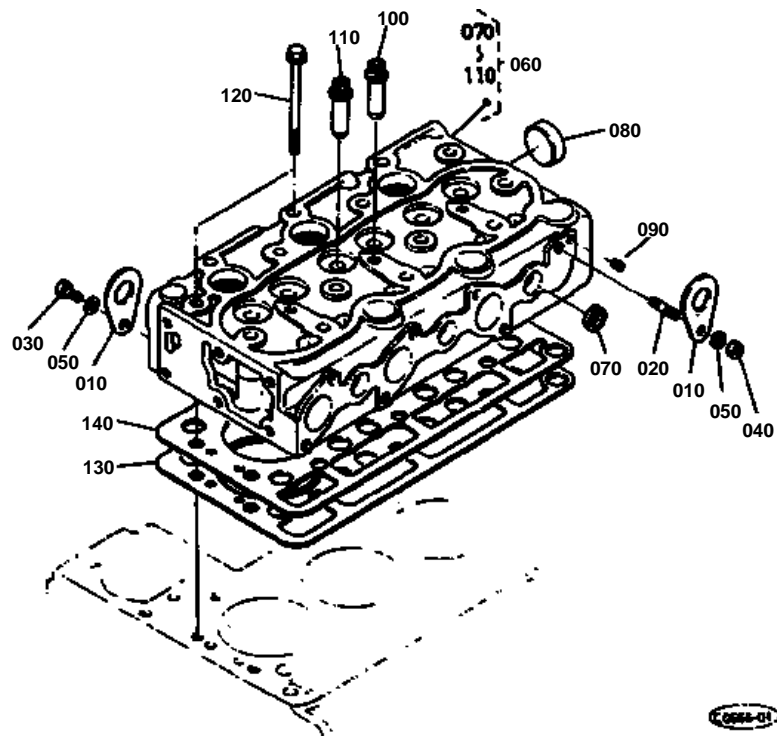


**CAMSHAFT**

↔ Interchangeable; ≠ not interchangeable; ← new for old; → old for new

REF.No	Part No.	Description	Q'ty	S.No.	I/C	REMARKS	Weight (kgf)	Weight (lb)
010	15261-15550	TAPPET	6				0.03	0.066
020	15261-15110	ROD PUSH	6				0.022	0.0484
030	15381-16010	ASSY CAMSHAFT	1				1.045	2.299
040	15381-16110	COMP. CAMSHAFT	1				0.965	2.123
050	15261-96880	PLUG	2				0.002	0.0044
060	15261-16510	GEAR CAMSHAFT	1				0.354	0.7788
070	05712-00515	KEY FEATHER	1				0.003	0.0066
080	15261-16270	STOPPER CAMSHAFT	1				0.034	0.0748
090	04612-00180	CIR-CLIP EXTERNAL	1				0.001	0.0022
100	01053-50614	BOLT	2				0.005	0.011
110	04512-50060	WASHER SPRING	2				0	0
120	15532-24010	COMP.GEAR IDLE	1	←=633345			0.63	1.386
120	15741-24010	COMP.GEAR IDLE	1	≧=633346	≠		0.64	1.408
130	15532-24360	COLLAR IDLE GEAR	1	←=633345			0.01	0.022
130	15741-24360	COLLAR IDLE GEAR	1	≧=633346	≠		0.04	0.088
140	15532-24370	COLLAR IDLE GEAR	1	←=633345			0.01	0.022
140	15741-24370	COLLAR IDLE GEAR	1	≧=633346	≠		0.015	0.033
150	15532-24320	CIR-CLIP IDLE GEAR	1	←=633345			0.003	0.0066
150	15741-24320	CIR-CLIP IDLE GEAR	1	≧=633346	≠		0.01	0.022
160	15532-24250	SHAFT IDLE GEAR	1	←=633345			0.275	0.605
160	15741-24250	SHAFT IDLE GEAR	1	≧=633346	≠		0.35	0.77
170	01023-50616	BOLT	3				0.005	0.011
180	15532-24980	BUSH IDLE GEAR	2	←=633345			0.011	0.0242
180	15741-24980	BUSH IDLE GEAR	1	≧=633346	≠		0.03	0.066
190	15741-99340	SERVICE ASSY GEAR ID	1				1.1	2.42

CYLINDER HEAD



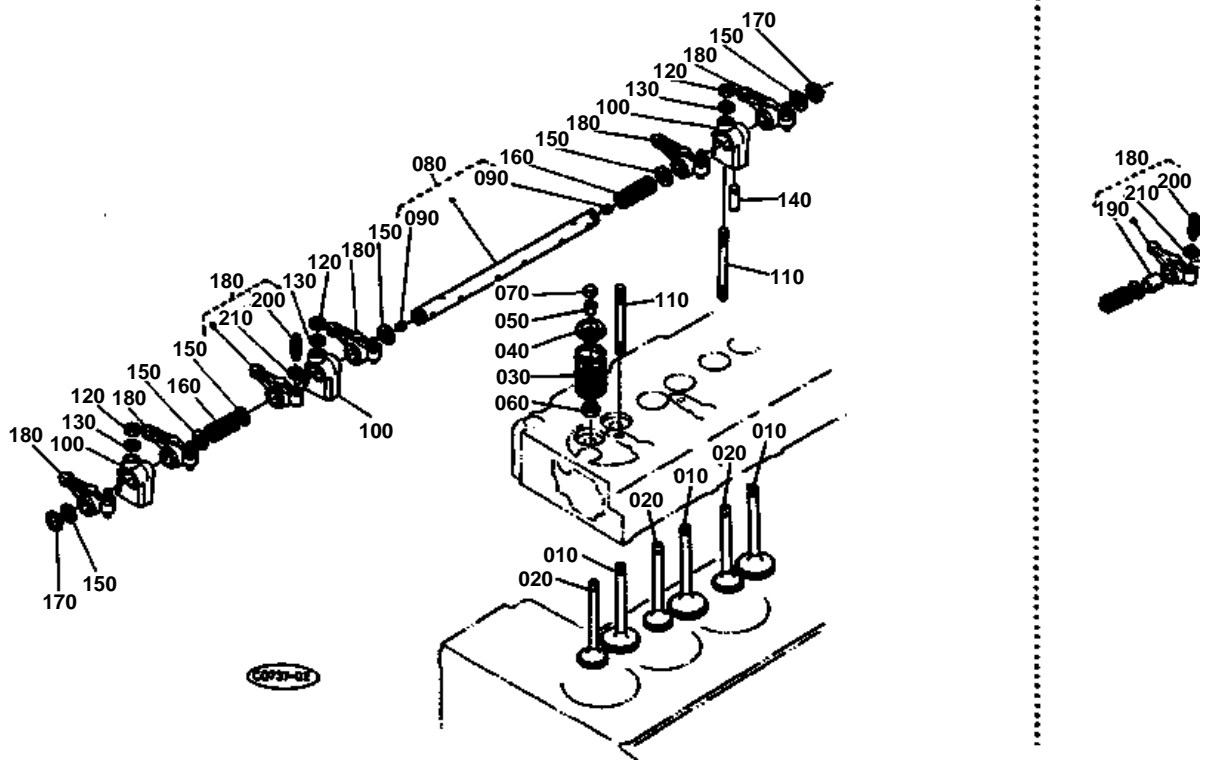


CYLINDER HEAD

↔ Interchangeable; ≠ not interchangeable; ← new for old; → old for new

REF.No	Part No.	Description	Q'ty	S.No.	I/C	REMARKS	Weight (kgf)	Weight (lb)
010	15221-01750	HOOK ENGINE	2				0.04	0.088
020	01513-50816	STUD	1				0.009	0.0198
030	01153-50816	BOLT	1				0.01	0.022
040	02156-50080	NUT	1				0.004	0.0088
050	04512-50080	WASHER SPRING	2				0	0
060	15531-03040	COMP.CYLINDER HEAD	1				8.5	18.7
070	15261-03370	CAP SEALING	5				0.005	0.011
080	15321-96260	CAP SEALING	1				0.014	0.0308
090	15261-96010	PLUG	2				0.002	0.0044
100	15261-13540	GUIDE INLET VALVE	3				0.02	0.044
110	15261-13560	GUIDE EXHAUST VALVE	3				0.02	0.044
120	19215-03450	BOLT CYLINDER HEAD	14				0.047	0.1034
130	15978-03310	GASKET CYLINDER HEAD	1				0	0
140	15531-03320	SHIM CYL.HEAD GASKET	1				0.03	0.066

VALVE ROCKER ARM



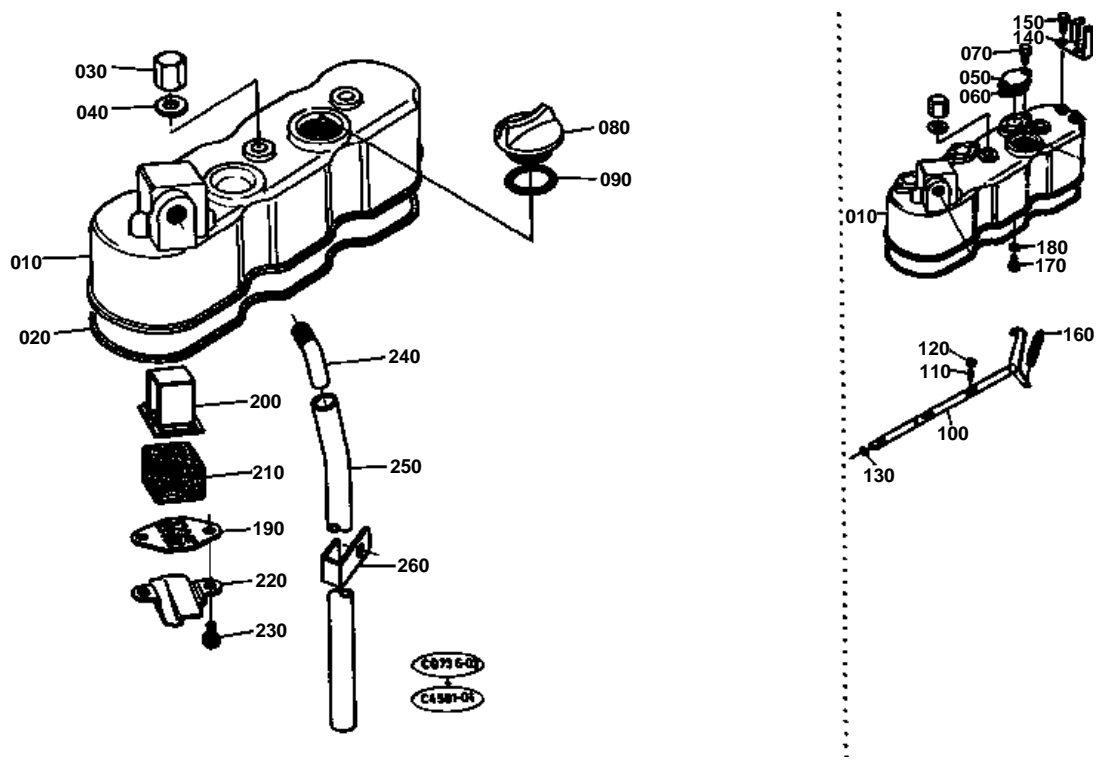


VALVE ROCKER ARM

↔ Interchangeable; ≠ not interchangeable; ← new for old; → old for new

REF.No	Part No.	Description	Q'ty	S.No.	I/C	REMARKS	Weight (kgf)	Weight (lb)
010	15393-13110	VALVE INLET	3				0.048	0.1056
020	15393-13120	VALVE EXHAUST	3				0.048	0.1056
030	15261-13240	SPRING VALVE	6				0.02	0.044
040	16241-13330	RETAINER VALVE SP.	6				0.015	0.033
050	15261-13360	COLLET VALVE SPRING	6			SET	0.001	0.0022
060	15261-13150	SEAL VALVE STEM	6				0.001	0.0022
070	15261-13280	CAP VALVE	6				0	0
080	15381-14053	ASSY SHAFT R-ARM	1				0.135	0.297
090	15381-93610	SCREW SET	2	≤669962			0.001	0.0022
090	03410-00608	SCREW SET	2	≥669963	↔		0	0
100	15381-14350	BRACKET ROCKER ARM	3				0.05	0.11
110	15952-14410	STUD	3				0	0
120	15261-92010	NUT	3				0.005	0.011
130	15261-94010	WASHER PLAIN	3				0.002	0.0044
140	15261-14420	SCREW SET	1				0.002	0.0044
150	15261-14430	WASHER	6				0.001	0.0022
160	15261-14310	SPRING ROCKER ARM	2				0.003	0.0066
170	04612-00110	CIR-CLIP EXTERNAL	2				0.001	0.0022
180	19264-14030	ASSY ROCKER ARM	6	≤581056			0	0
180	15381-14030	ASSY ROCKER ARM	6	≥581057	←		0.05	0.11
180	15382-14030	ASSY ROCKET ARM	6	≥778924	→		0.05	0.11
190	19264-14180	BUSH ROCKER ARM	6	≤581056			0.005	0.011
200	15261-14232	SCREW ADJUSTING	6				0.006	0.0132
210	15261-14240	NUT	6				0.002	0.0044

CYLINDER HEAD COVER



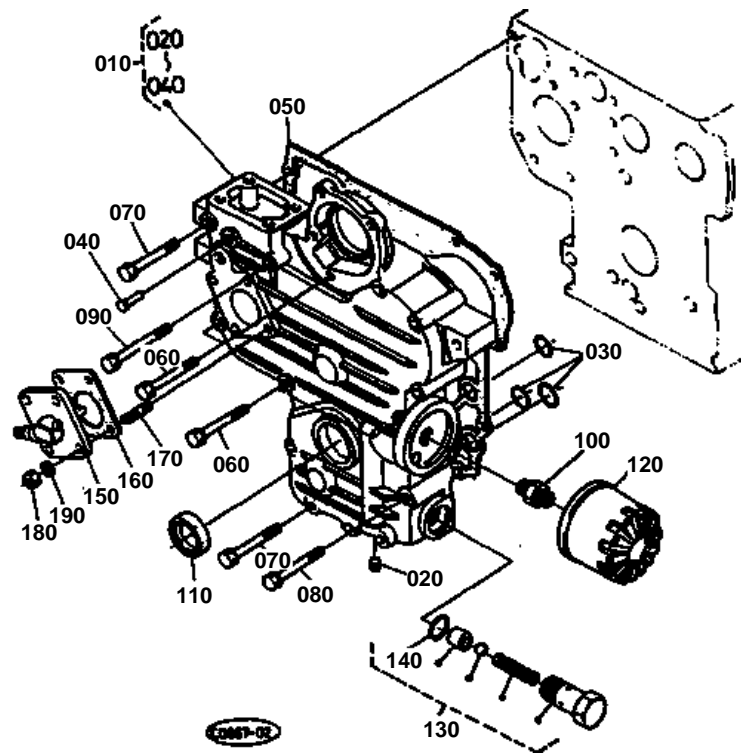


CYLINDER HEAD COVER

↔ Interchangeable; ≠ not interchangeable; ← new for old; → old for new

REF.No	Part No.	Description	Q'ty	S.No.	I/C	REMARKS	Weight (kgf)	Weight (lb)
010	15532-14540	COVER CYL.HEAD	1	←=755814			0.75	1.65
010	15542-14510	COVER CYL.HEAD	1	>=755815	≠		0.57	1.254
020	15381-14520	GASKET HEAD COVER	1				0.005	0.011
030	15951-92330	NUT CAP	3	←=697417			0	0
030	15952-92330	NUT CAP	3	>=697418	↔		0.01	0.022
040	15951-96660	GASKET	3				0.001	0.0022
050	15261-66630	COVER DECOMP.OPENING	3	←=755814			0.023	0.0506
060	15261-66640	GASKET DECOMP.OPENIG	3	←=755814			0	0
070	01023-50614	BOLT	6	←=755814			0.005	0.011
080	15221-33140	PLUG OIL FILLER	1				0.038	0.0836
090	04811-50300	RING	1	←=711670			0	0
090	19202-96820	RING	1	>=711671	≠		0	0
100	15531-66040	COMP.SHAFT DECOMP.	1	←=755814			0.2	0.44
110	15261-66350	BOLT DECOMPRESS	3	←=755814			0.002	0.0044
120	02056-50050	NUT	3	←=755814			0.002	0.0044
130	04811-00080	RING	1	←=755814			0	0
140	15271-66190	HOLDER DECOMP.WIRE	1	←=755814			0.02	0.044
150	01053-50614	BOLT	2	←=755814			0.005	0.011
160	15221-66280	SPRING DECOMPRESS	1	←=755814			0.008	0.0176
170	15221-66410	BOLT	1	←=755814			0.005	0.011
180	04512-50060	WASHER SPRING	3	←=755814			0	0
190	15951-05140	PLATE ELEMENT	1				0.005	0.011
200	15521-05150	PLATE ELEMENT	1				0.01	0.022
210	15521-05670	ELEMENT BREATHER	1				0.01	0.022
220	15951-05370	OIL SHIELD BREATHER	1				0.005	0.011
230	03024-50510	SCREW WITH WASHER	2				0.002	0.0044
240	15521-05550	JOINT BREATHER PIPE	1				0.04	0.088
250	15261-05510	PIPE BREATHER	1				0.069	0.1518
260	15582-05580	CLAMP PIPE	1				0.025	0.055

GEAR CASE

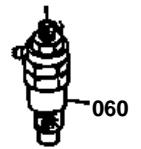
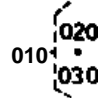
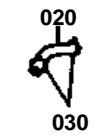
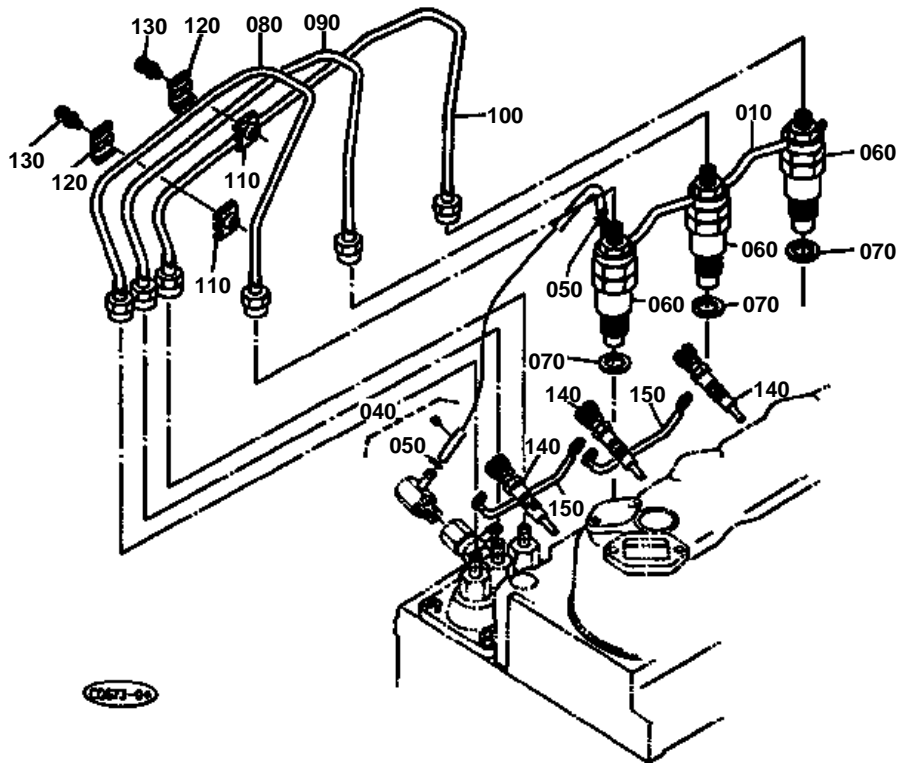


**GEAR CASE**

↔ Interchangeable; ≠ not interchangeable; ← new for old; → old for new

REF.No	Part No.	Description	Q'ty	S.No.	I/C	REMARKS	Weight (kgf)	Weight (lb)
010	15393-04020	COMP.CASE GEAR	1	<=711670			0	0
010	15162-04020	COMP.CASE GEAR	1	>=711671	←		0	0
020	15261-96020	PLUG	2				0	0
030	04811-06130	RING	3	<=711670			0	0
030	19269-96790	RING	3	>=711671	≠		0.001	0.0022
040	15221-56280	PIN START SPRING	1				0.006	0.0132
050	15531-04132	GASKET GEAR CASE	1				0	0
060	01023-50660	BOLT	7				0.01	0.022
070	01023-50665	BOLT	5				0.015	0.033
080	01023-50670	BOLT	1				0	0
090	01023-50675	BOLT	1				0.01	0.022
100	15241-32290	JOINT PIPE	1				0.053	0.1166
110	09550-00008	SEAL OIL	1	<=702555			0.01	0.022
110	15116-23550	SEAL OIL	1	>=702556	≠		0.01	0.022
120	15241-32090	ASSY CARTRIDGE OIL	1				0.35	0.77
130	15261-36070	ASSY VALVE RELIEF	1	<=715532			0.078	0.1716
130	19269-36070	ASSY VALVE RELIEF	1	>=715533	←		0.07	0.154
140	04810-00150	RING	1				0	0
150	38240-34660	ASSY CASE GEAR	1				0.335	0.737
160	15221-88130	GASKET H/METER UNIT	1				0	0
170	15221-88210	STUD	4				0.005	0.011
180	02056-50060	NUT	4				0.002	0.0044
190	04512-50060	WASHER SPRING	4				0	0

NOZZLE HOLDER GLOW PLUG



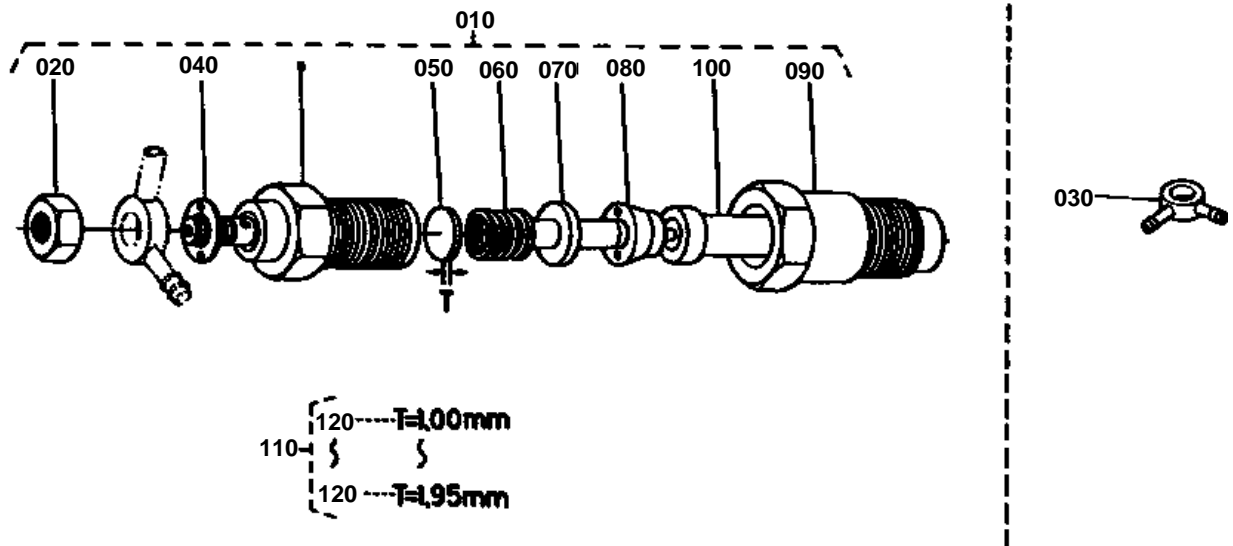


NOZZLE HOLDER GLOW PLUG

↔ Interchangeable; ≠ not interchangeable; ← new for old; → old for new

REF.No	Part No.	Description	Q'ty	S.No.	I/C	REMARKS	Weight (kgf)	Weight (lb)
010	15261-42500	ASSY PIPE OVER FLOW	2	≤596387			0.02	0.044
010	15531-42500	ASSY PIPE OVER FLOW	1	≥596388	≠		0.065	0.143
020	15261-42510	PIPE FUEL OVER FLOW	2	≤596387			0.004	0.0088
030	14971-42750	CLIP PIPE	4	≤596387			0.001	0.0022
040	15531-42870	ASSY PIPE JET START	1				0.02	0.044
050	10244-42320	CLIP PIPE	2				0.001	0.0022
060	15271-53020	ASSY HOLDER NOZZLE	3	≤596387			0.26	0.572
060	15261-53020	ASSY HOLDER NOZZLE	3	≥596388	≠		0	0
070	17011-53620	GASKET	3				0.003	0.0066
080	15261-53710	PIPE INJECTION	1				0.103	0.2266
090	15261-53720	PIPE INJECTION	1				0.1	0.22
100	15381-53730	PIPE INJECTION	1				0.102	0.2244
110	15841-53850	CLAMP PIPE	2				0.01	0.022
120	15841-53860	CLAMP PIPE	2				0.009	0.0198
130	03024-50520	SCREW WITH WASHER	2				0.004	0.0088
140	15694-65510	PLUG GLOW	3				0.02	0.044
150	15261-65560	CORD GLOW PLUG	2				0.005	0.011

NOZZLE HOLDER (COMPONENT PARTS)



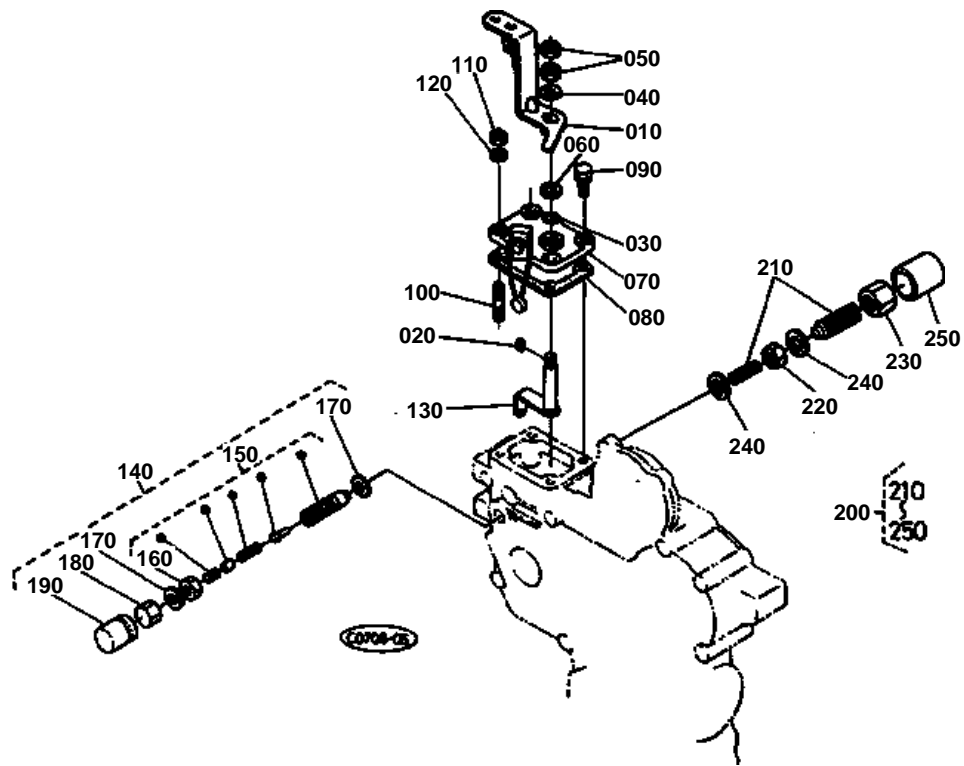


NOZZLE HOLDER (COMPONENT PARTS)

↔ Interchangeable; ≠ not interchangeable; ← new for old; → old for new

REF.No	Part No.	Description	Q'ty	S.No.	I/C	REMARKS	Weight (kgf)	Weight (lb)
010	15271-53020	ASSY HOLDER NOZZLE	3	←=596387			0.26	0.572
010	15261-53020	ASSY HOLDER NOZZLE	3	>=596388	≠		0	0
020	15221-92020	NUT	3				0.011	0.0242
030	15221-95690	JOINT	3	←=596387			0.022	0.0484
040	15221-94020	WASHER PLAIN	3				0.002	0.0044
050	15221-53230	WASHER ADJUSTING	3				0.001	0.0022
060	15221-53170	SPRING NOZZLE	3				0.01	0.022
070	15221-53350	PIECE DISTANCE	3				0.016	0.0352
080	15221-53160	ROD PUSH	3				0.003	0.0066
090	15221-53280	NUT NOZZLE	3				0.068	0.1496
100	15021-53610	PIECE NOZZLE	3				0	0
110	15221-98100	ASSY WASHER	3				0.03	0.066
120	15221-98110	WASHER ADJUSTING	3				0.001	0.0022
120	15221-98120	WASHER ADJUSTING	3				0.001	0.0022
120	15221-98130	WASHER ADJUSTING	3				0.001	0.0022
120	15221-98140	WASHER ADJUSTING	3				0.001	0.0022
120	15221-98150	WASHER ADJUSTING	3				0.001	0.0022
120	15221-98160	WASHER ADJUSTING	3				0.001	0.0022
120	15221-98170	WASHER ADJUSTING	3				0.001	0.0022
120	15221-98180	WASHER ADJUSTING	3				0.001	0.0022
120	15221-98190	WASHER ADJUSTING	3				0.002	0.0044
120	15221-98200	WASHER ADJUSTING	3				0.001	0.0022
120	15221-98210	WASHER ADJUSTING	3				0.001	0.0022
120	15221-98220	WASHER ADJUSTING	3				0.003	0.0066
120	15221-98230	WASHER ADJUSTING	3				0.003	0.0066
120	15221-98240	WASHER ADJUSTING	3				0.002	0.0044
120	15221-98250	WASHER ADJUSTING	3				0.002	0.0044
120	15221-98260	WASHER ADJUSTING	3				0.002	0.0044
120	15221-98270	WASHER ADJUSTING	3				0.002	0.0044
120	15221-98280	WASHER ADJUSTING	3				0.002	0.0044
120	15221-98290	WASHER ADJUSTING	3				0.002	0.0044
120	15221-98300	WASHER ADJUSTING	3				0.003	0.0066

SPEED CONTROL PLATE

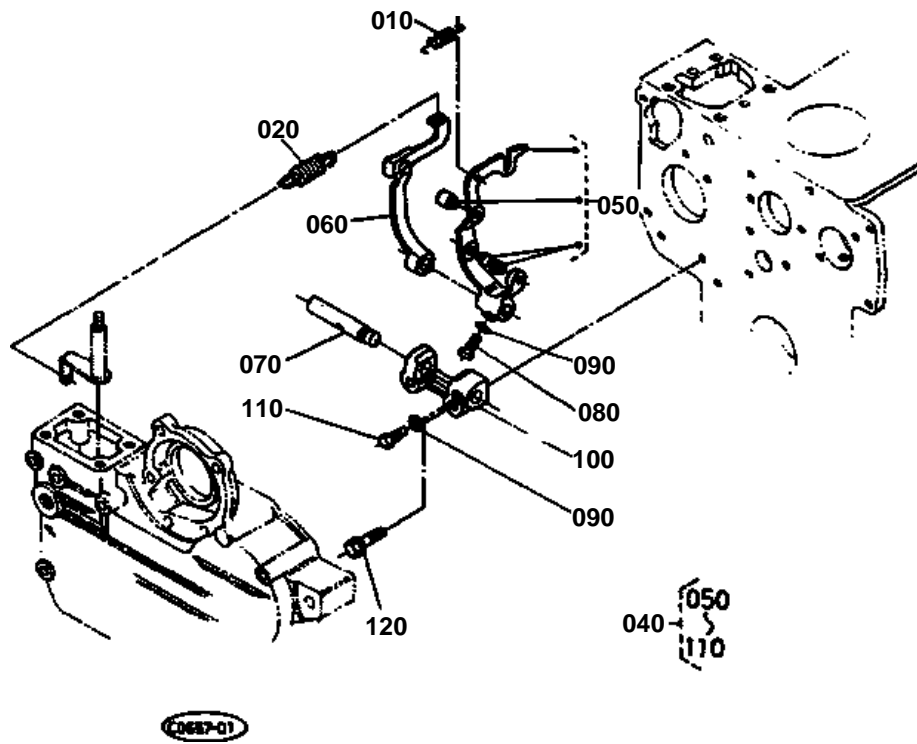




SPEED CONTROL PLATE

↔ Interchangeable; ≠ not interchangeable; ← new for old; → old for new

REF.No	Part No.	Description	Q'ty	S.No.	I/C	REMARKS	Weight (kgf)	Weight (lb)
010	15162-57150	LEVER SPEED CONTROL	1	≤633345			0.092	0.2024
010	15162-57152	LEVER SPEED CONTROL	1	≥633346	≠		0.09	0.198
020	15261-95010	KEY FEATHER	1	≤633345			0.001	0.0022
020	05712-00410	KEY FEATHER	1	≥633346	≠		0.001	0.0022
030	04811-00070	RING	1	≤711670			0	0
030	19269-96780	RING	1	≥711671	≠		0.001	0.0022
040	04013-50060	WASHER PLAIN	1				0	0
050	02012-50060	NUT	2				0	0
060	15261-57380	DISK FRICTION	1	≤633345			0	0
060	15261-94010	WASHER PLAIN	1	≥633346	≠		0.002	0.0044
070	15261-57110	PLATE SPEED CONTROL	1				0.06	0.132
080	15261-57210	GASKET	1				0	0
090	01023-50620	BOLT	2				0.006	0.0132
100	15244-91490	STUD	2				0.01	0.022
110	02056-50060	NUT	2				0.002	0.0044
120	04512-50060	WASHER SPRING	2				0	0
130	15261-56020	COMP.LEVER GOVERNOR	1	≤633345			0.026	0.0572
130	15261-56023	COMP.LEVER GOVERNOR	1	≥633346	≠		0.02	0.044
140	15381-54020	APPARATUS FUEL LIMIT	1				0.06	0.132
150	15381-54030	APPARATUS FUEL LIMIT	1				0.04	0.088
160	15261-54370	NUT LOCK	1				0.007	0.0154
170	15109-33660	GASKET	2				0.001	0.0022
180	15261-54220	NUT CAP	1				0.02	0.044
190	14301-54420	CAP	1				0.005	0.011
200	15261-54090	ASSY APPARATUS I/D.	1				0.027	0.0594
210	15261-54100	ASSY BOLT ADJUSTING	1				0.008	0.0176
220	15261-92020	NUT	1				0.004	0.0088
230	15261-92330	NUT CAP	1				0.01	0.022
240	15021-33660	GASKET	2				0.001	0.0022
250	15261-54270	CAP	1				0.002	0.0044

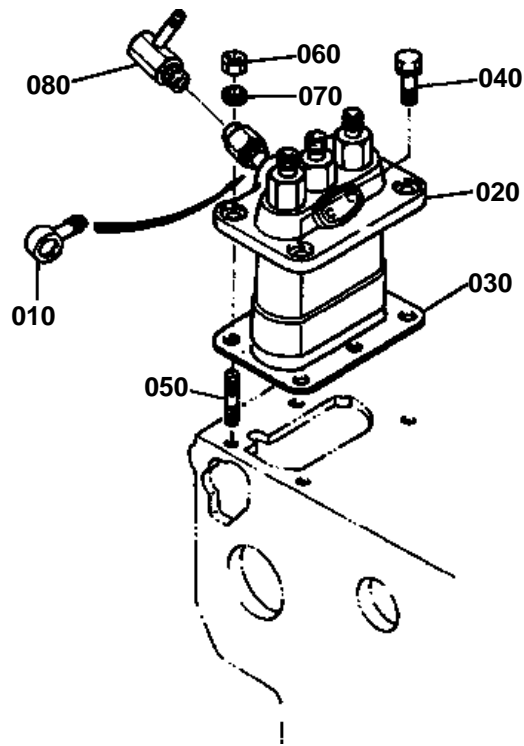


**GOVERNOR**

↔ Interchangeable; ≠ not interchangeable; ← new for old; → old for new

REF.No	Part No.	Description	Q'ty	S.No.	I/C	REMARKS	Weight (kgf)	Weight (lb)
010	15221-56480	SPRING START	1				0.008	0.0176
020	15381-56410	SPRING GOVERNOR	1				0.006	0.0132
030	99999-99999	BLANK	0				0	0
040	15381-56050	ASSY LEVER FORK	1				0.254	0.5588
050	15381-56040	COMP.LEVER FORK	1				0.114	0.2508
060	15261-56130	LEVER FORK	1				0.063	0.1386
070	15261-56150	SHAFT FORK LEVER	1				0.032	0.0704
080	01053-50516	BOLT	1				0.003	0.0066
090	04512-50050	WASHER SPRING	2				0	0
100	15261-56230	HOLDER FORK LEVER	1				0.038	0.0836
110	15261-66410	BOLT	1				0.003	0.0066
120	01023-50628	BOLT	2				0.015	0.033

INJECTION PUMP CAMSHAFT (1)



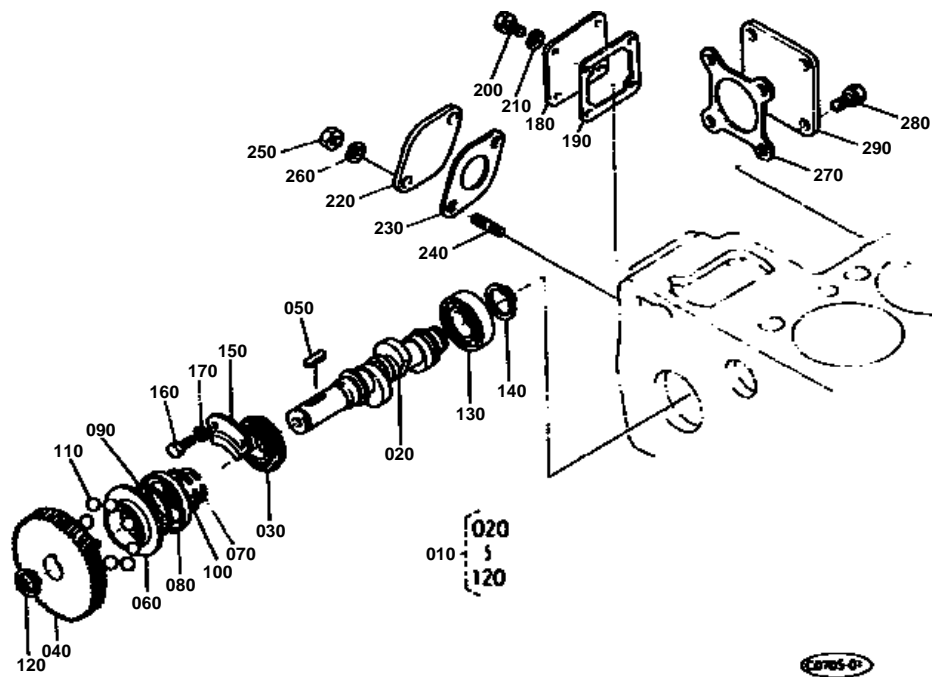


INJECTION PUMP CAMSHAFT (1)

↔ Interchangeable; ≠ not interchangeable; ← new for old; → old for new

REF.No	Part No.	Description	Q'ty	S.No.	I/C	REMARKS	Weight (kgf)	Weight (lb)
010	14111-42410	JOINT	1				0.025	0.055
020	15531-51010	ASSY PUMP INJECTION	1				2.1	4.62
030	15381-52100	ASSY SHIM INJECTION	1				0.022	0.0484
040	01123-50822	BOLT	2				0.012	0.0264
050	15221-91530	STUD	2				0.011	0.0242
060	02156-50080	NUT	2				0.004	0.0088
070	04512-50080	WASHER SPRING	2				0	0
080	15748-60570	ASSY ORIFICE	1				0.02	0.044

INJECTION PUMP CAMSHAFT (2)



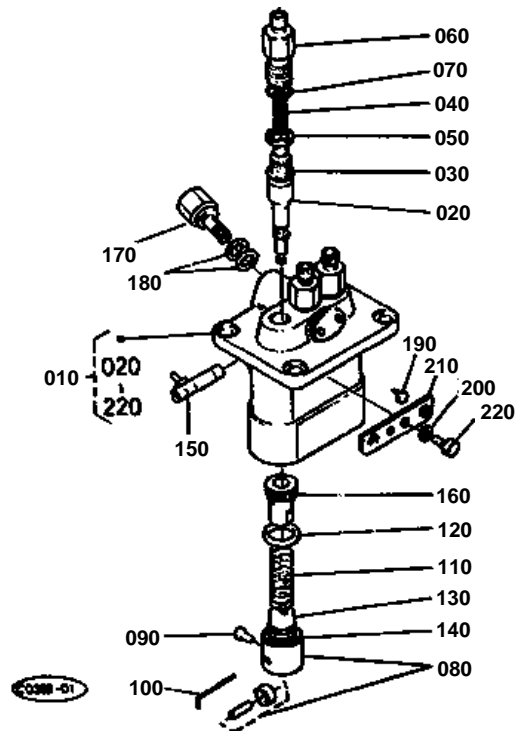


INJECTION PUMP CAMSHAFT (2)

↔ Interchangeable; ≠ not interchangeable; ← new for old; → old for new

REF.No	Part No.	Description	Q'ty	S.No.	I/C	REMARKS	Weight (kgf)	Weight (lb)
010	15381-16020	ASSY CAMSHAFT FUEL	1				1.1	2.42
020	15381-16170	CAMSHAFT FUEL	1				0.42	0.924
030	08153-06004	BEARING BALL	1				0.07	0.154
040	15261-51150	GEAR INJECTION PUMP	1				0.463	1.0186
050	05712-00520	KEY FEATHER	1				0.004	0.0088
060	15261-55450	SLEEVE GOVERNOR	1				0.058	0.1276
070	15261-55470	CIR-CLIP GOV. SLEEVE	1				0.002	0.0044
080	15261-55690	CASE GOVERNOR BALL	1	<=778923			0	0
080	15549-55690	CASE GOVERNOR BALL	1	>=778924	↔		0.62	1.364
090	07715-03205	BALL	30				0.001	0.0022
100	15261-55740	CIR-CLIP	1				0.002	0.0044
110	07715-03217	BALL	8				0.01	0.022
120	04612-00180	CIR-CLIP EXTERNAL	1				0.001	0.0022
130	08103-06004	BEARING BALL	1				0.066	0.1452
140	04612-00200	CIR-CLIP EXTERNAL	1				0.001	0.0022
150	15261-16320	STOPPER	1				0.037	0.0814
160	01053-50612	BOLT	2				0.004	0.0088
170	04512-50060	WASHER SPRING	2				0	0
180	15241-51650	COVER INJECTION PUMP	1				0.082	0.1804
190	15231-05130	PACKING BREATHER	1				0	0
200	01053-50614	BOLT	4				0.005	0.011
210	04512-50060	WASHER SPRING	4				0	0
220	15241-52850	COVER	1				0.027	0.0594
230	15241-52140	GASKET FUEL PUMP	1				0	0
240	01513-50616	STUD	2				0.004	0.0088
250	02056-50060	NUT	2				0.002	0.0044
260	04512-50060	WASHER SPRING	2				0	0
270	15231-87130	GASKET HYD.PUMP	1				0	0
280	01123-50818	BOLT	4				0.012	0.0264
290	15244-83350	COVER	1				0.282	0.6204

INJECTION PUMP (COMPONENT PARTS)



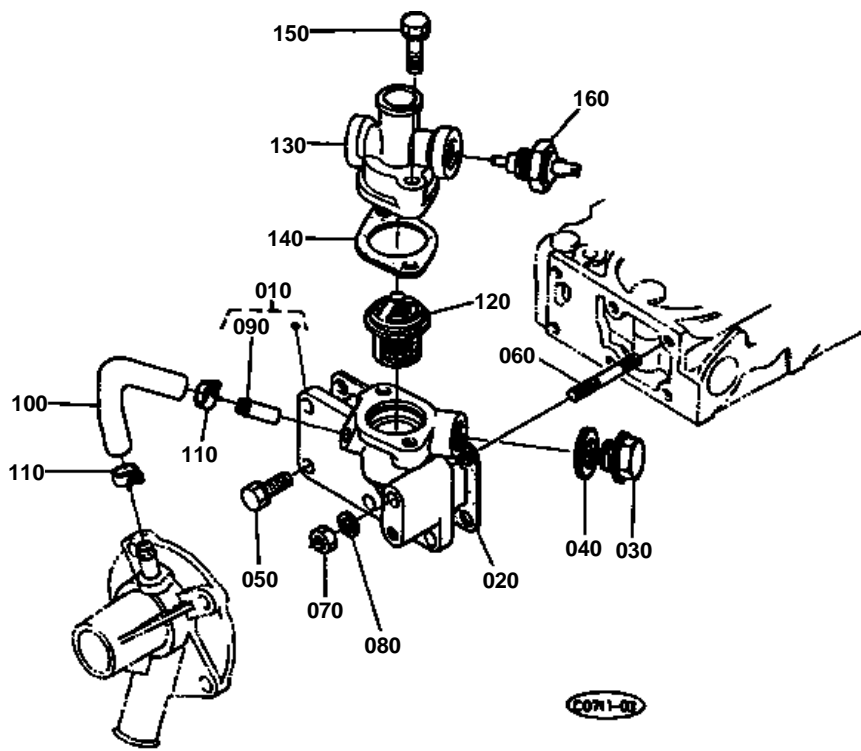


INJECTION PUMP (COMPONENT PARTS)

↔ Interchangeable; ≠ not interchangeable; ← new for old; → old for new

REF.No	Part No.	Description	Q'ty	S.No.	I/C	REMARKS	Weight (kgf)	Weight (lb)
010	15531-51010	ASSY PUMP INJECTION	1				2.1	4.62
020	15261-51050	PLUNGER	3				0.04	0.088
030	15261-51030	VALVE DELIVERY	3				0.011	0.0242
040	15331-51230	SPRING DELIV.VALVE	3				0.001	0.0022
050	15331-51240	GASKET DELIV.VALVE	3				0.001	0.0022
060	15331-51220	HOLDER DELIV.VALVE	3				0.053	0.1166
070	15331-96760	O RING	3				0.001	0.0022
080	15331-51070	ASSY TAPPET	3				0.036	0.0792
090	15331-51250	PIN TAPPET GUIDE	3				0.001	0.0022
100	15331-51430	PIN CLAMP	1				0.001	0.0022
110	15331-51280	SPRING PLUNGER	3	≤596387			0	0
110	17331-51280	SPRING PLUNGER	3	≥596388	↔		0.017	0.0374
120	15331-51270	SEAT SPRING UPPER	3				0.001	0.0022
130	15331-51290	SEAT SPRING LOWER	3				0.001	0.0022
140	15381-51490	SHIM	3				0.008	0.0176
150	15331-51062	RACK CONTROL	1				0.04	0.088
160	15331-51380	SLEEVE CONTROL	3				0.012	0.0264
170	15531-51320	SCREW HOLLOW	1				0.034	0.0748
180	15331-96650	GASKET	2				0.001	0.0022
190	15331-51480	COLLAR	2				0.005	0.011
200	15381-94090	WASHER SPRING	2				0.002	0.0044
210	15381-51390	PLATE ADJUSTING	1				0.008	0.0176
220	15331-91010	BOLT	2				0.034	0.0748

WATER FLANGE



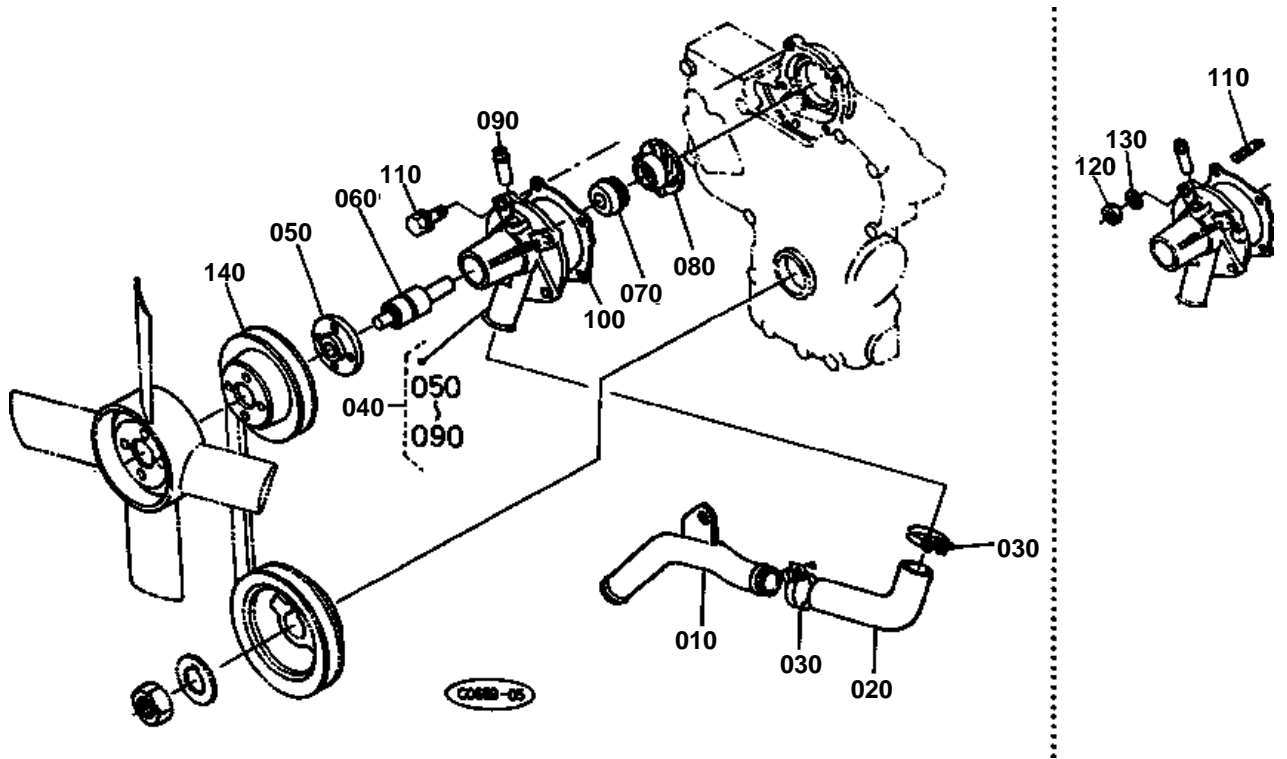


WATER FLANGE

↔ Interchangeable; ≠ not interchangeable; ← new for old; → old for new

REF.No	Part No.	Description	Q'ty	S.No.	I/C	REMARKS	Weight (kgf)	Weight (lb)
010	15582-72700	COMP.FLANGE WATER	1				0.25	0.55
020	15261-72920	GASKET WATER FLANGE	1				0	0
030	34150-36730	PLUG	1				0.038	0.0836
040	04714-00300	GASKET	1				0.002	0.0044
050	01023-50616	BOLT	5				0.005	0.011
060	01513-50655	STUD	1				0.013	0.0286
070	02056-50060	NUT	1				0.002	0.0044
080	04512-50060	WASHER SPRING	1				0	0
090	16241-73340	PIPE WATER RETURN	1				0.006	0.0132
100	15531-73350	PIPE WATER RETURN	1				0.02	0.044
110	15531-73360	BAND PIPE	2	≤669962			0.007	0.0154
110	16241-73360	BAND PIPE	2	≥669963	↔		0.003	0.0066
120	15531-73010	ASSY THERMOSTAT	1				0.063	0.1386
130	15978-73260	COVER THERMOSTAT	1				0.17	0.374
140	15531-73270	GASKET	1				0	0
150	01023-50635	BOLT	2				0.01	0.022
160	38240-32830	SWITCH THERMOMETER	1				0.03	0.066

WATER PUMP

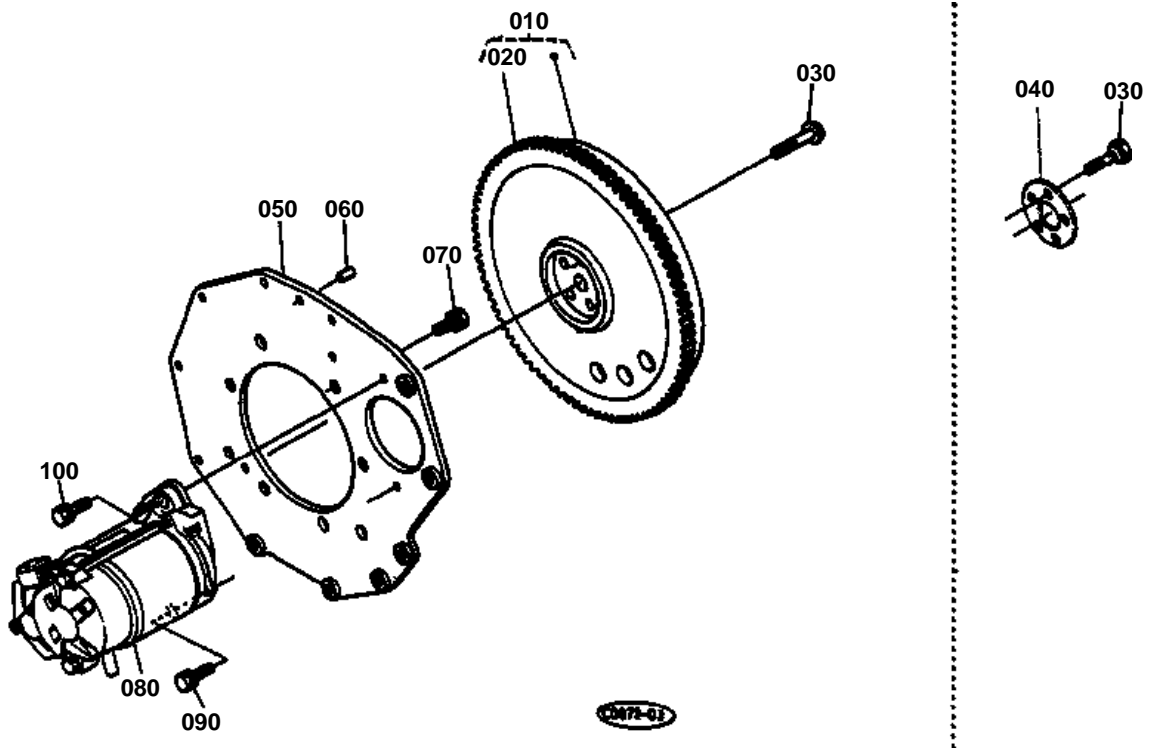


**WATER PUMP**

↔ Interchangeable; ≠ not interchangeable; ← new for old; → old for new

REF.No	Part No.	Description	Q'ty	S.No.	I/C	REMARKS	Weight (kgf)	Weight (lb)
010	15582-72860	PIPE WATER	1				0.147	0.3234
020	15531-72870	PIPE WATER	1				0.052	0.1144
030	15261-72780	BAND	2				0.024	0.0528
040	15442-73030	ASSY PUMP WATER	1	←=651889			0	0
040	15443-73030	ASSY PUMP WATER	1	≥=651890	↔		0.68	1.496
050	15531-73520	FLANGE WATER PUMP	1	←=651889			0.13	0.286
050	15852-73520	FLANGE WATER PUMP	1	≥=651890	≠		0.13	0.286
060	15531-73550	BEARING BALL	1	←=651889			0.16	0.352
060	15443-73550	BEARING BALL	1	≥=651890	≠		0.18	0.396
070	19298-73050	ASSY SEAL MECHANICAL	1	←=651889			0.016	0.0352
070	15852-73050	ASSY SEAL MECHANICAL	1	≥=651890	≠		0.005	0.011
080	15531-73510	IMPELLER WATER PUMP	1	←=651889			0.112	0.2464
080	15443-73510	IMPELLER WATER PUMP	1	≥=651890	≠		0.12	0.264
090	16241-73340	PIPE WATER RETURN	1	←=651889			0.006	0.0132
090	15852-73340	PIPE WATER RETURN	1	≥=651890	≠		0.02	0.044
100	15531-73430	GASKET WATER PUMP	1				0	0
110	01518-50620	STUD	4	←=599859			0.006	0.0132
110	01023-50625	BOLT	4	≥=599860	≠		0.007	0.0154
120	02056-50060	NUT	4	←=599859			0.002	0.0044
130	04512-50060	WASHER SPRING	4	←=599859			0	0
140	15531-74250	PULLEY FAN	1				0.21	0.462

FLY WHEEL STARTER



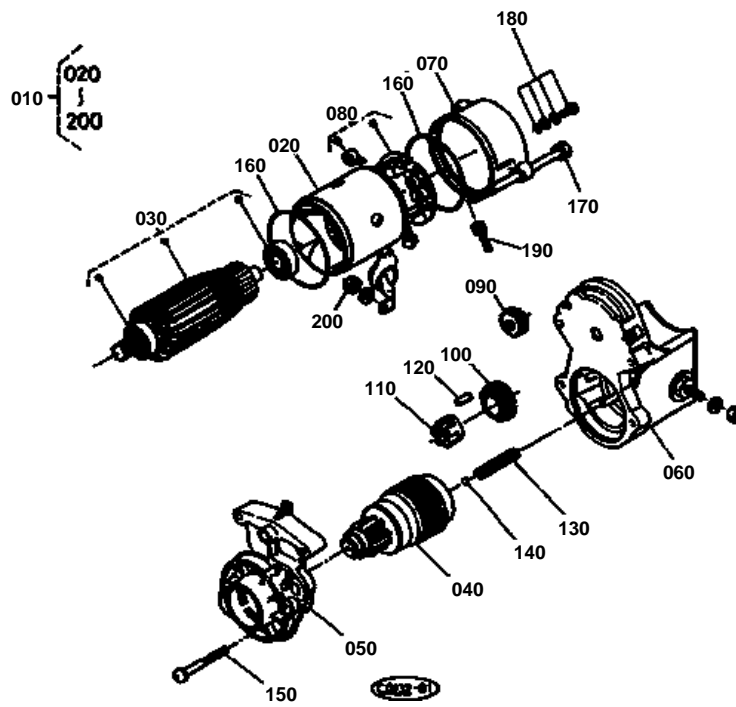


FLY WHEEL STARTER

↔ Interchangeable; ≠ not interchangeable; ← new for old; → old for new

REF.No	Part No.	Description	Q'ty	S.No.	I/C	REMARKS	Weight (kgf)	Weight (lb)
010	15381-25012	COMP.FLYWHEEL	1				11.4	25.08
020	15261-63820	GEAR RING	1	<=715532			0	0
020	15262-63820	GEAR RING	1	>=715533	↔		0.65	1.43
030	15533-25160	BOLT FLYWHEEL	5	<=682801			0	0
030	15533-25162	BOLT FLYWHEEL	5	>=682802	≠		0.03	0.066
040	15531-25170	WASHER FLYWHEEL	1	<=682801			0.04	0.088
050	15582-04620	PLATE REAR END	1				2.55	5.61
060	05012-00814	PIN STRAIGHT	1				0.006	0.0132
070	15261-91190	BOLT	8				0.03	0.066
080	19212-63010	ASSY STARTER	1	<=661952			6	13.2
080	19269-63010	ASSY STARTER	1	>=661953	↔		4	8.8
090	01123-50830	BOLT	1				0.015	0.033
100	01123-50825	BOLT	1				0.013	0.0286

STARTER (COMPONENT PARTS)

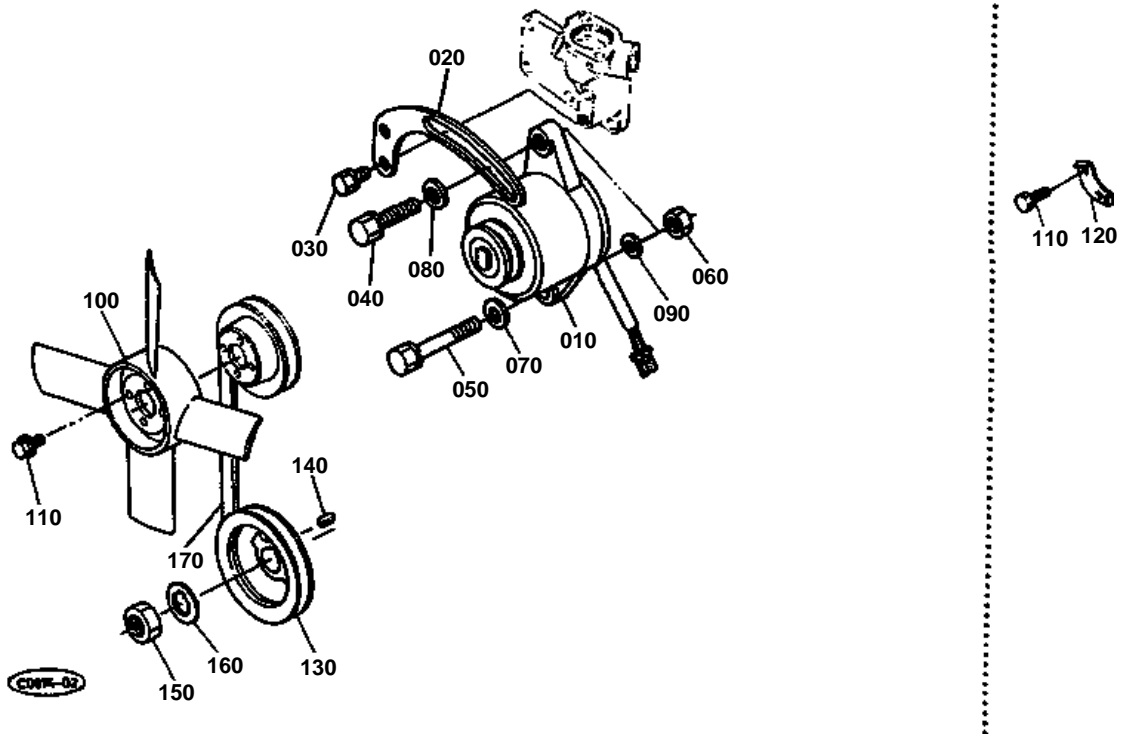




STARTER (COMPONENT PARTS)
S.No.;>=661953

↔ Interchangeable; ≠ not interchangeable; ← new for old; → old for new

REF.No	Part No.	Description	Q'ty	S.No.	I/C	REMARKS	Weight (kgf)	Weight (lb)
010	19269-63010	ASSY STARTER	1				4	8.8
020	19215-63080	ASSY YOKE	1				1.09	2.398
030	15511-63070	ASSY ARMATURE	1				1.05	2.31
040	19212-63040	CLUTCH	1				0.68	1.496
050	19269-63030	FRAME DRIVE END	1				0.15	0.33
060	19269-63020	ASSY SWITCH MAGNETIC	1				1.2	2.64
070	19269-63200	FRAME END	1				0.12	0.264
080	15511-63380	ASSY HOLDER BRUSH	1				0.09	0.198
090	15511-63260	GEAR 1	1				0.02	0.044
100	15401-63270	GEAR 2	1				0.043	0.0946
110	19212-63110	RETAINER	1				0.002	0.0044
120	19212-63100	ROLLER	5				0.002	0.0044
130	19212-63120	SPRING	1				0.004	0.0088
140	19212-97130	BALL	1				0.003	0.0066
150	15501-93310	SCREW	2				0.01	0.022
160	15511-96660	O RING	2				0.005	0.011
170	19215-63320	BOLT THROUGH	2				0.03	0.066
180	15511-63760	ASSY BOLT	2				0.005	0.011
190	19215-63290	COVER	1				0	0
200	13963-92010	NUT	1				0.005	0.011

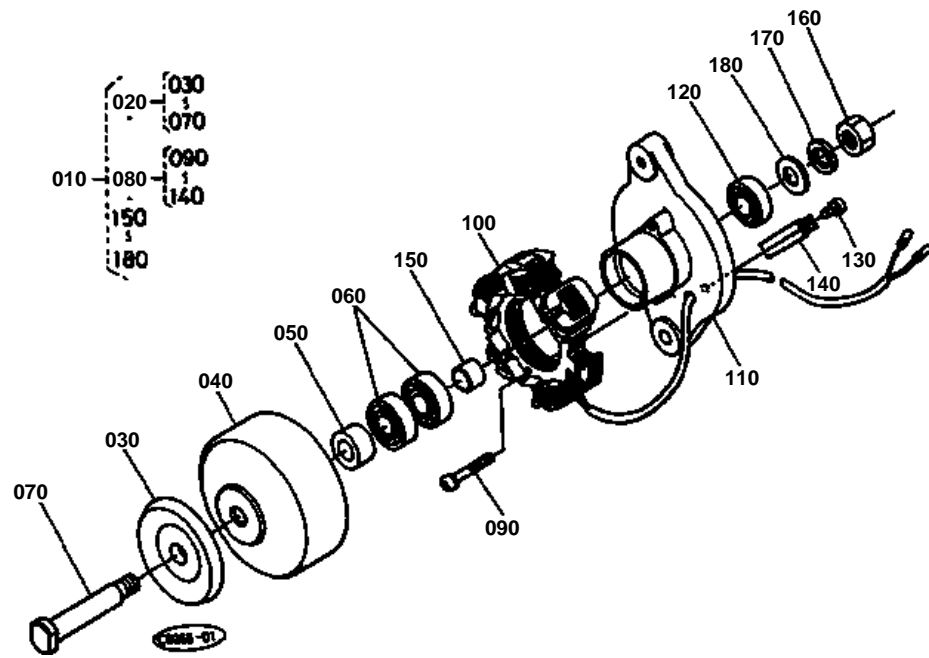


**DYNAMO**

↔ Interchangeable; ≠ not interchangeable; ← new for old; → old for new

REF.No	Part No.	Description	Q'ty	S.No.	I/C	REMARKS	Weight (kgf)	Weight (lb)
010	15531-64013	ASSY DYNAMO	1				0	0
020	15531-64420	STAY DYNAMO	1				0.075	0.165
030	01023-50616	BOLT	1				0.005	0.011
040	01123-50835	BOLT	1				0.02	0.044
050	01123-50860	BOLT	1				0.002	0.0044
060	02056-50080	NUT	2				0.005	0.011
070	04013-50080	WASHER PLAIN	1				0	0
080	04015-50080	WASHER PLAIN	1				0	0
090	04512-50080	WASHER SPRING	1				0	0
100	15381-74110	FAN	1				0.28	0.616
110	01053-50612	BOLT	4	←=581056			0.004	0.0088
110	01754-50612	BOLT	4	→=581057	≠		0.005	0.011
120	15131-74230	WASHER FAN	2	←=581056			0.005	0.011
130	15393-74280	PULLEY FAN DRIVE	1				0.9	1.98
140	05712-00515	KEY FEATHER	1				0.003	0.0066
150	15261-23360	NUT CRANKSHAFT	1				0.034	0.0748
160	15372-23380	WASHER CRANKSHAFT	1				0.007	0.0154
170	15533-72530	BELT FAN	1				0.09	0.198

DYNAMO (COMPONENT PARTS)



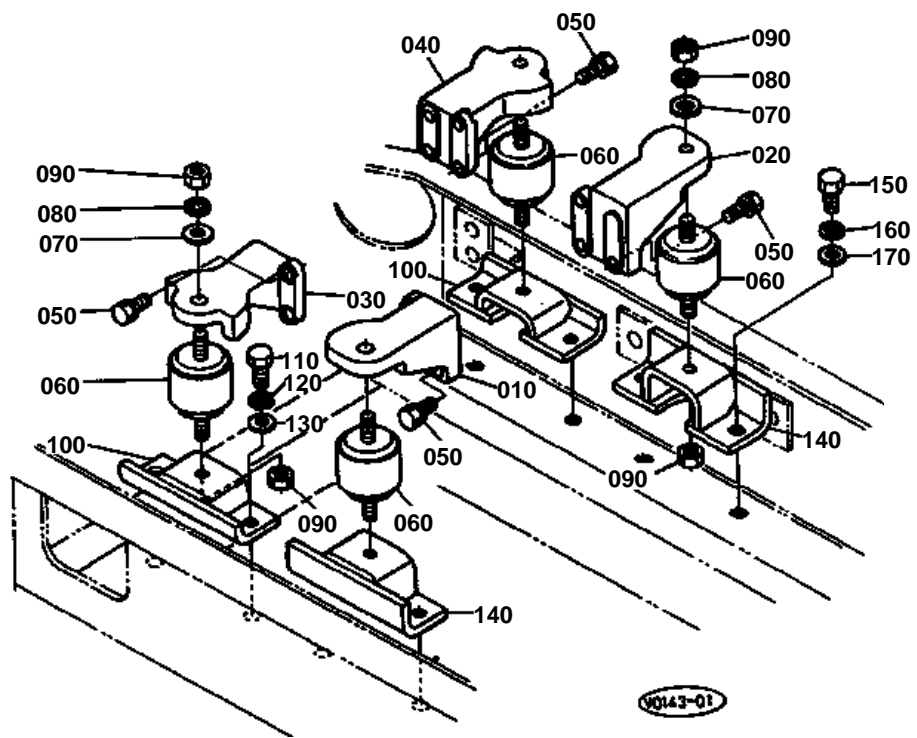


DYNAMO (COMPONENT PARTS)

↔ Interchangeable; ≠ not interchangeable; ← new for old; → old for new

REF.No	Part No.	Description	Q'ty	S.No.	I/C	REMARKS	Weight (kgf)	Weight (lb)
010	15531-64013	ASSY DYNAMO	1				0	0
020	15531-64122	COMP.ROTOR	1				0.76	1.672
030	15531-64110	PULLEY	1				0.15	0.33
040	15531-64040	ROTOR	1				0.5	1.1
050	15531-64140	COLLAR	1				0.025	0.055
060	15531-74180	BEARING BALL	2				0.04	0.088
070	15531-74140	SHAFT FAN	1				0.075	0.165
080	15531-64363	COMP.STATOR	1				0.555	1.221
090	15261-93010	SCREW ROUND HEAD	2				0.003	0.0066
100	15531-64292	STATOR	1				0.29	0.638
110	15531-64072	PLATE	1				0.3	0.66
120	15531-74180	BEARING BALL	1				0.04	0.088
130	15531-93010	SCREW ROUND HEAD	1				0.002	0.0044
140	15531-64190	CLAMP CORD	1				0.005	0.011
150	15261-64150	COLLAR	1				0.02	0.044
160	15261-92030	NUT	1				0.01	0.022
170	15261-94070	WASHER SPRING	1				0.003	0.0066
180	15261-94020	WASHER PLAIN	1				0.007	0.0154

ENGINE BRACKET



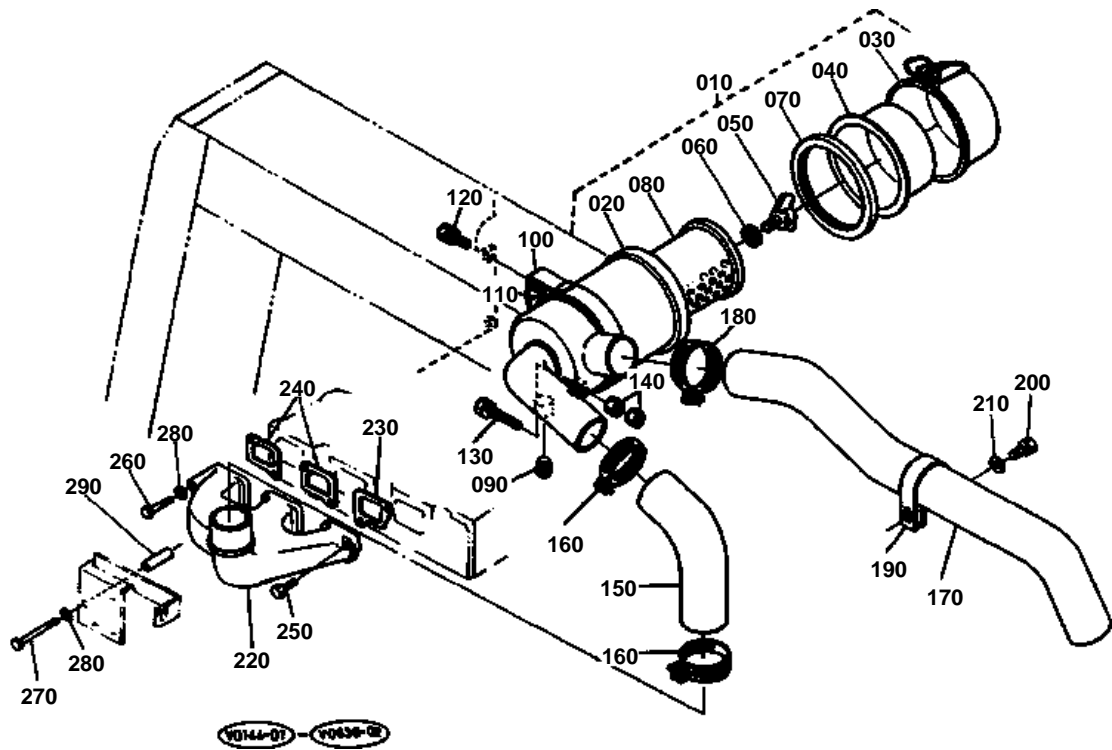


ENGINE BRACKET

↔ Interchangeable; ≠ not interchangeable; ← new for old; → old for new

REF.No	Part No.	Description	Q'ty	S.No.	I/C	REMARKS	Weight (kgf)	Weight (lb)
010	68161-42110	BRACKET ENGINE FRONT	1				1.25	2.75
020	68161-42120	BRACKET ENGINE FRONT	1				1.36	2.992
030	68161-42130	BRACKET ENGINE REAR	1				1.31	2.882
040	68161-42142	BRACKET ENGINE REAR	1				1	2.2
050	01133-61025	BOLT	12				0.02	0.044
060	68051-42160	CUSHION	4				0.37	0.814
070	04013-60100	WASHER PLAIN	4				0.003	0.0066
080	04512-60100	WASHER SPRING	4				0.002	0.0044
090	02118-60100	NUT	8				0.006	0.0132
100	68731-42180	SUPPORT ENGINE	2				1	2.2
110	01173-61230	BOLT	4				0.046	0.1012
120	04512-60120	WASHER SPRING	4				0.005	0.011
130	04013-60120	WASHER PLAIN	4				0.01	0.022
140	68731-42190	SUPPORT ENGINE	2				1.32	2.904
150	01173-61230	BOLT	4				0.046	0.1012
160	04512-60120	WASHER SPRING	4				0.005	0.011
170	04013-60120	WASHER PLAIN	4				0.01	0.022

AIR CLEANER INLET MANIFOLD



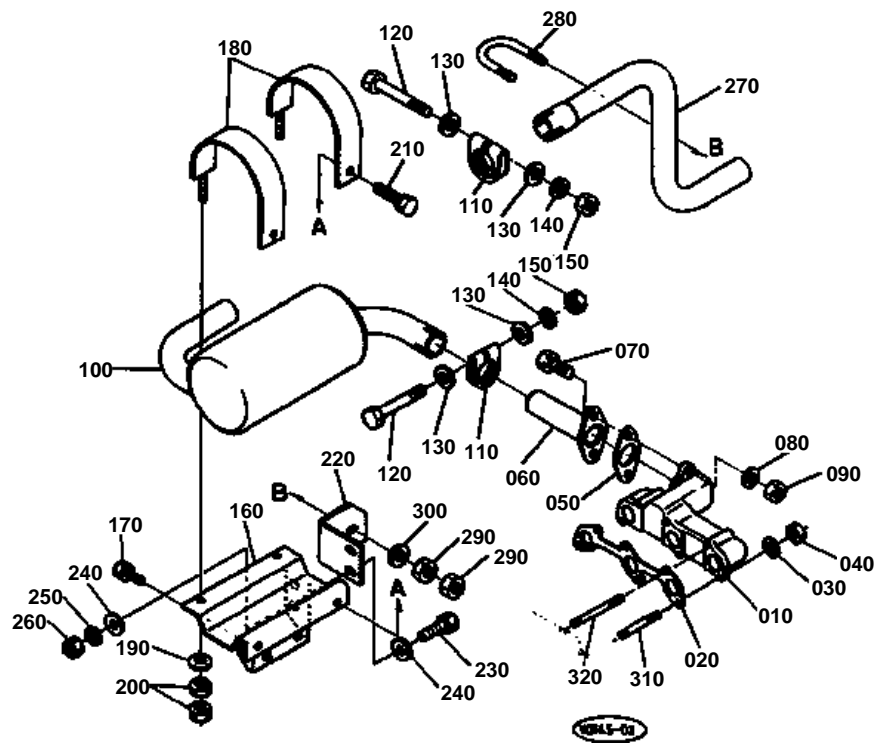


AIR CLEANER INLET MANIFOLD

↔ Interchangeable; ≠ not interchangeable; ← new for old; → old for new

REF.No	Part No.	Description	Q'ty	S.No.	I/C	REMARKS	Weight (kgf)	Weight (lb)
010	68731-42200	ASSY CLEANER AIR	1				1.46	3.212
020	68731-42230	ASSY BODY	1				0.82	1.804
030	15221-11160	COVER AIR CLEANER	1				0.2	0.44
040	15221-11410	COVER BAFFLE	1				0.104	0.2288
050	15221-92620	BOLT WING	1				0.04	0.088
060	15221-94430	WASHER WITH RUBBER	1				0.004	0.0088
070	68731-42250	GASKET	1				0.016	0.0352
080	15501-11080	ASSY ELEMENT CLEANER	1				0.34	0.748
090	06312-10010	PLUG	1				0.007	0.0154
100	34150-13960	BAND AIR CLEANER	1				0.178	0.3916
110	34150-13970	CUSHION	1				0.02	0.044
120	01123-60816	BOLT	2				0.01	0.022
130	01153-60840	BOLT	1				0.02	0.044
140	02114-60080	NUT	2				0.002	0.0044
150	68731-42220	PIPE INLET	1				0.23	0.506
160	15221-11720	BAND PIPE	2				0.03	0.066
170	68631-42240	PIPE INLET	1				0.72	1.584
180	15221-11720	BAND PIPE	1				0.03	0.066
190	68731-42270	BAND PIPE	1				0	0
200	01133-61020	BOLT	1				0.02	0.044
210	04013-60100	WASHER PLAIN	1				0.003	0.0066
220	15381-11760	MANIFOLD INLET	1				0.3	0.66
230	15261-11820	GASKET	1				0	0
240	15261-11830	GASKET	2				0	0
250	01023-50620	BOLT	3				0.006	0.0132
260	01053-50660	BOLT	1				0.014	0.0308
270	15542-91070	BOLT	2				0.016	0.0352
280	04512-50060	WASHER SPRING	3				0	0
290	68161-35180	COLLAR	1				0.024	0.0528

MUFFLER EXHAUST MANIFOLD



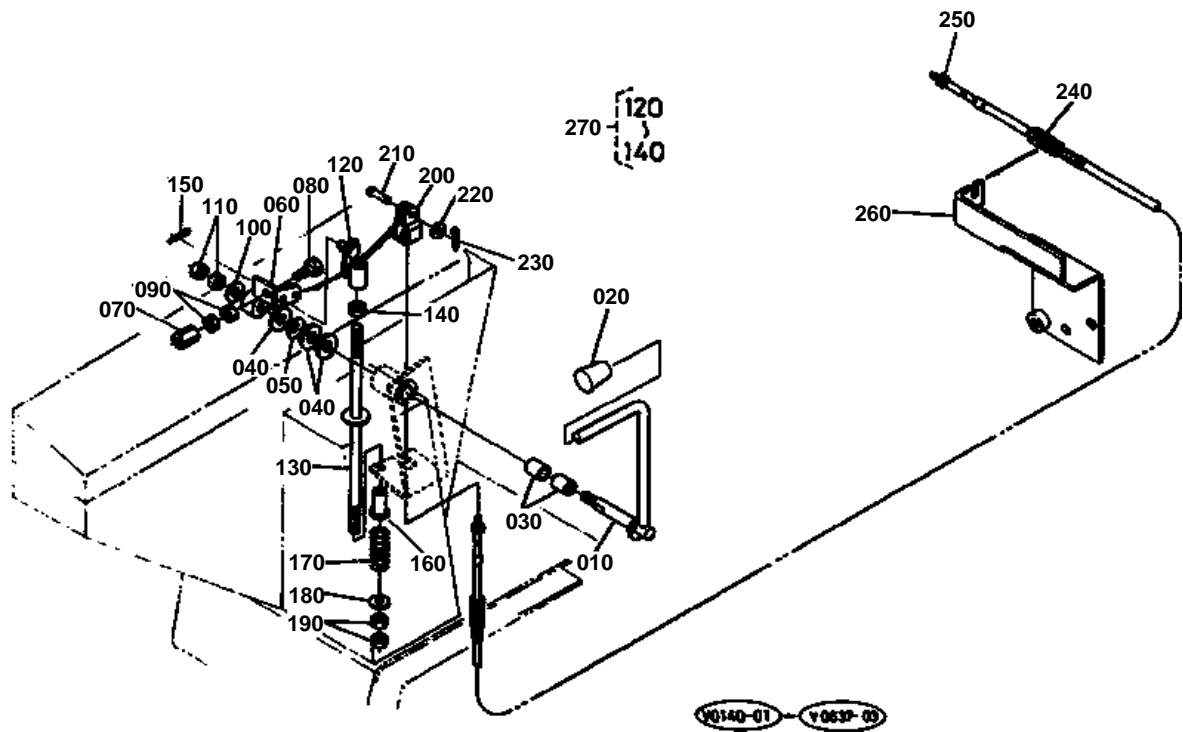


MUFFLER EXHAUST MANIFOLD

↔ Interchangeable; ≠ not interchangeable; ← new for old; → old for new

REF.No	Part No.	Description	Q'ty	S.No.	I/C	REMARKS	Weight (kgf)	Weight (lb)
010	68731-42460	MANIFOLD EXHAUST	1				1.1	2.42
020	15381-12360	GASKET EX-MANIFOLD	1				0	0
030	04512-60060	WASHER SPRING	6				0.001	0.0022
040	02056-60060	NUT	6				0.002	0.0044
050	15221-12370	GASKET	1				0	0
060	68731-42450	FLANGE MUFFLER	1				0.204	0.4488
070	01173-61030	BOLT	2				0.022	0.0484
080	04512-60100	WASHER SPRING	2				0.002	0.0044
090	02118-60100	NUT	2				0.006	0.0132
100	68731-42440	MUFFLER	1				2.6	5.72
110	66711-54420	BAND PIPE	2				0.038	0.0836
120	01153-60865	BOLT	2				0.04	0.088
130	04013-60080	WASHER PLAIN	4				0.002	0.0044
140	04512-60080	WASHER SPRING	2				0.002	0.0044
150	02114-60080	NUT	2				0.002	0.0044
160	68731-42410	BRACKET MUFFLER	1				1.92	4.224
170	01133-61020	BOLT	4				0.02	0.044
180	68731-42420	BAND MUFFLER	2				0.26	0.572
190	04013-60100	WASHER PLAIN	2				0.003	0.0066
200	02118-60100	NUT	4				0.006	0.0132
210	01133-61020	BOLT	2				0.02	0.044
220	68721-42420	BRACKET MUFFLER	1				0.41	0.902
230	01173-61030	BOLT	2				0.022	0.0484
240	04015-60100	WASHER PLAIN	4				0.015	0.033
250	04512-60100	WASHER SPRING	2				0.002	0.0044
260	02118-60100	NUT	2				0.006	0.0132
270	68731-42470	PIPE MUFFLER	1				0.51	1.122
280	68271-42530	U-BOLT	1				0.07	0.154
290	02114-60100	NUT	4				0.008	0.0176
300	04013-60100	WASHER PLAIN	2				0.003	0.0066
310	15381-91532	STUD	3				0.005	0.011
320	15978-91530	STUD	3				0.012	0.0264

ACCEL LEVER

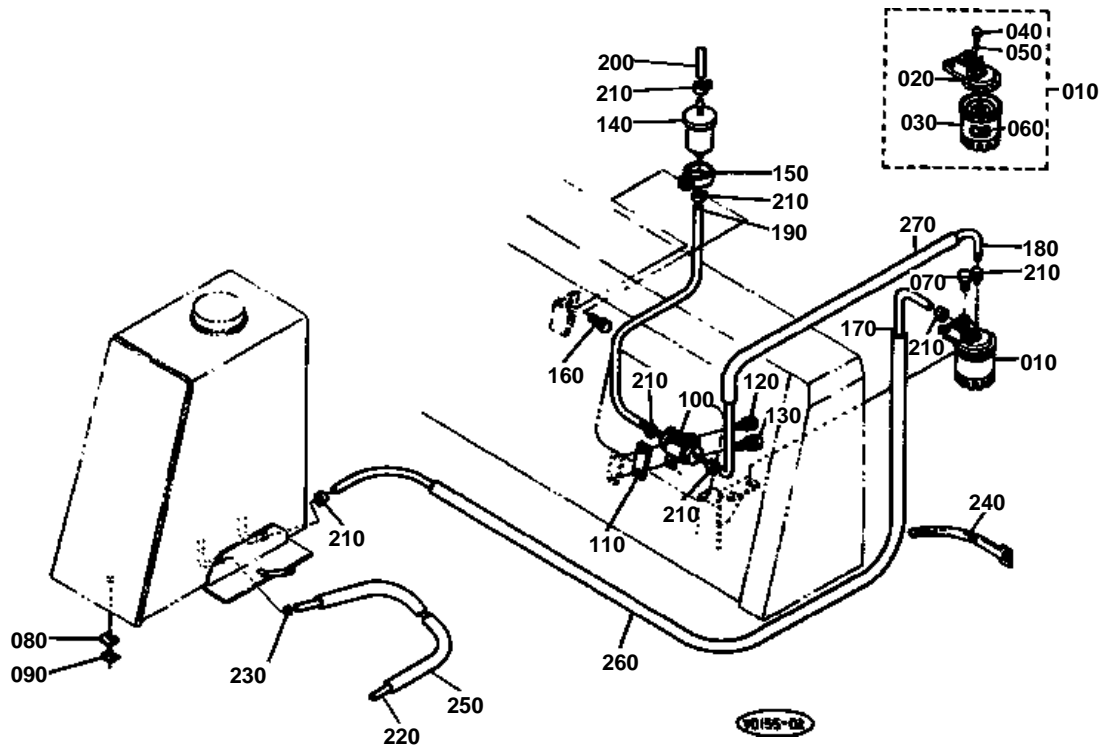


**ACCEL LEVER**

↔ Interchangeable; ≠ not interchangeable; ← new for old; → old for new

REF.No	Part No.	Description	Q'ty	S.No.	I/C	REMARKS	Weight (kgf)	Weight (lb)
010	68548-35110	LEVER ACCEL.	1				0.39	0.858
020	55611-31460	GRIP LEVER	1				0.03	0.066
030	68021-62210	BUSH	2				0.004	0.0088
040	04013-60140	WASHER PLAIN	3				0.01	0.022
050	68241-35190	SPRING PLATE	1				0.003	0.0066
060	68548-35120	PLATE ACCEL.	1				0.292	0.6424
070	68641-35140	NUT	1				0.01	0.022
080	01155-60835	BOLT	1				0.015	0.033
090	02112-60080	NUT	2				0.005	0.011
100	04013-60100	WASHER PLAIN	1				0.003	0.0066
110	02118-60100	NUT	2				0.006	0.0132
120	68541-35160	ROD ACCEL.	1			EXCEPT KTC	0.05	0.11
130	68541-35170	ROD ACCEL.	1			EXCEPT KTC	0.095	0.209
140	02114-60080	NUT	1			EXCEPT KTC	0.002	0.0044
150	05511-60218	PIN SPLIT	1			EXCEPT KTC	0	0
160	68161-35240	COLLAR	1			EXCEPT KTC	0.03	0.066
170	68161-35252	SPRING	1			EXCEPT KTC	0.04	0.088
180	04015-60080	WASHER PLAIN	1			EXCEPT KTC	0.01	0.022
190	02114-60080	NUT	2			EXCEPT KTC	0.002	0.0044
200	68351-35150	FORKED	1				0.02	0.044
210	05122-60618	PIN JOINT	1				0.01	0.022
220	04012-60060	WASHER PLAIN	1				0.004	0.0088
230	05511-61612	PIN SPLIT	1				0	0
240	68161-35262	WIRE ACCEL.	1				0.358	0.7876
250	02054-60050	NUT	1				0.003	0.0066
260	68161-35193	SUPPORT ACCEL WIRE	1				0.42	0.924
270	68541-35100	ASSY ROD ACCEL	1	≥10535		EXCEPT KTC	0	0

FUEL PIPING

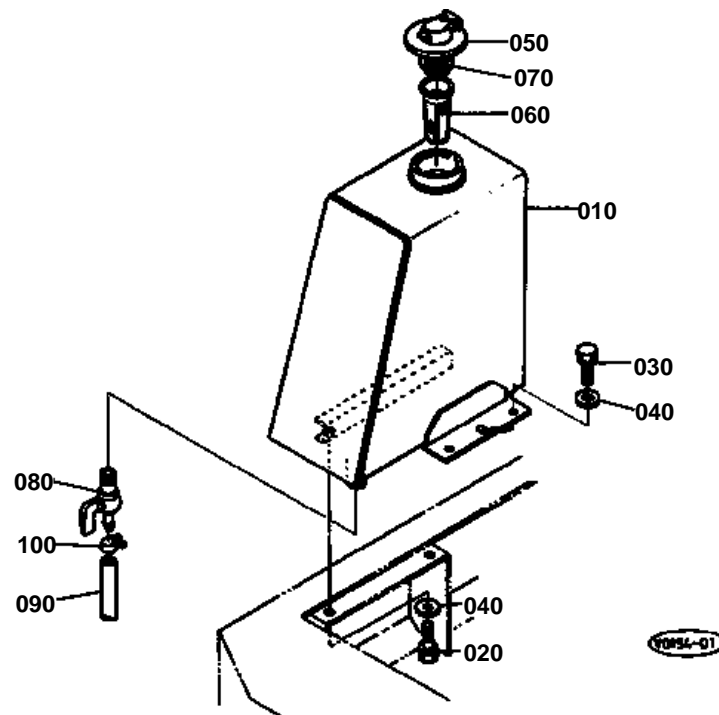


**FUEL PIPING**

↔ Interchangeable; ≠ not interchangeable; ← new for old; → old for new

REF.No	Part No.	Description	Q'ty	S.No.	I/C	REMARKS	Weight (kgf)	Weight (lb)
010	15291-43010	ASSY FILTER FUEL	1				0.519	1.1418
020	15291-43210	COVER FILTER	1				0.23	0.506
030	15221-43080	ELEMENT FILTER	1				0	0
040	14102-43280	PLUG FILTER BREATHER	1				0	0
050	15108-43290	O RING	1				0.001	0.0022
060	15291-87760	MARK FORM	1				0.005	0.011
070	01123-60825	BOLT	2				0.012	0.0264
080	68351-62170	SHIM	8				0	0
090	68351-62160	SHIM	6				0	0
100	68371-51210	ASSY PUMP FUEL	1				0.5	1.1
110	66591-54560	CUSHION	1				0.014	0.0308
120	01123-60816	BOLT	1				0.01	0.022
130	01023-60616	BOLT	1				0.005	0.011
140	13351-43010	ASSY FILTER FUEL	1				0	0
150	66021-58330	BAND	1				0.037	0.0814
160	01053-60620	BOLT	1				0.007	0.0154
170	68731-51210	PIPE FUEL	1				0.2	0.44
180	68371-51230	PIPE FUEL	1				0.04	0.088
190	68161-51220	PIPE FUEL	1				0.04	0.088
200	69201-51220	PIPE FUEL	1				0.045	0.099
210	14301-42750	CLIP PIPE	8				0.005	0.011
220	68531-51320	PIPE OVER FLOW	1				0.08	0.176
230	10244-42320	CLIP PIPE	1				0.001	0.0022
240	68331-52480	CLAMP CORD	5	≤=10593			0.003	0.0066
240	55311-41260	BAND CORD	3	≥=10594	↔		0.007	0.0154
250	68531-51310	TUBE	1				0.17	0.374
260	68731-51270	TUBE	1				0.23	0.506
270	68731-51260	TUBE	1				0.04	0.088

FUEL TANK

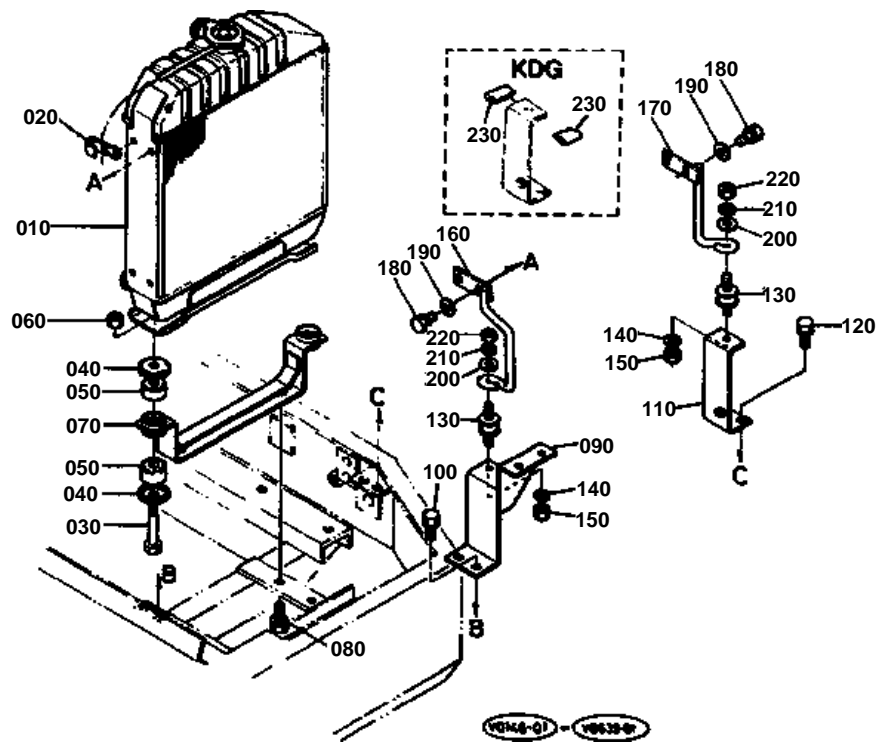


**FUEL TANK**

↔ Interchangeable; ≠ not interchangeable; ← new for old; → old for new

REF.No	Part No.	Description	Q'ty	S.No.	I/C	REMARKS	Weight (kgf)	Weight (lb)
010	68531-51110	TANK FUEL	1				13.1	28.82
020	01133-61230	BOLT	2				0.04	0.088
030	01133-61225	BOLT	2				0.037	0.0814
040	04015-60120	WASHER PLAIN	4				0.022	0.0484
050	68111-51132	CAP TANK	1				0	0
060	68241-51520	FILTER FUEL	1				0.04	0.088
070	68241-51510	RUBBER PACKING	1				0.007	0.0154
080	15000-34390	COCK DRAIN	1				0.078	0.1716
090	68051-99230	PIPE FUEL	1				0.025	0.055
100	14301-42750	CLIP PIPE	1				0.005	0.011

RADIATOR

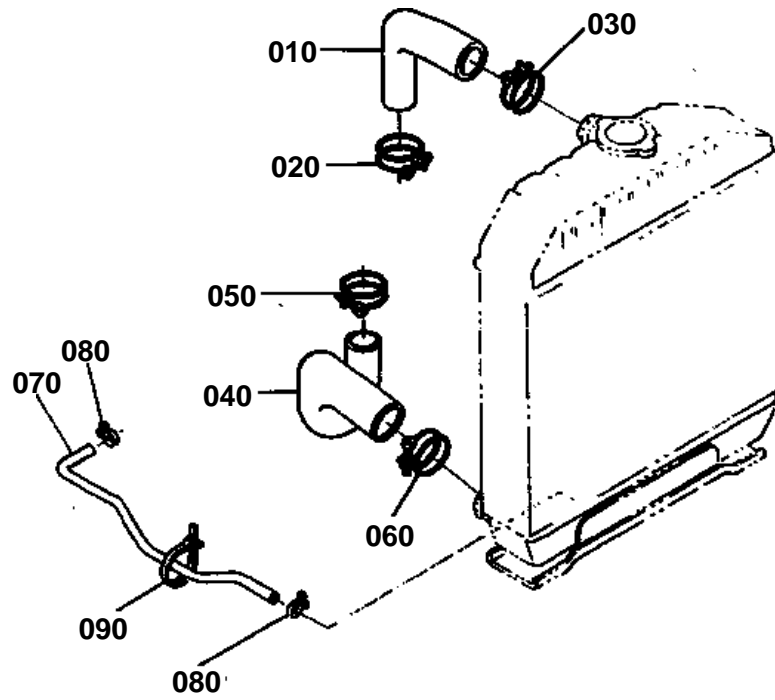




RADIATOR

↔ Interchangeable; ≠ not interchangeable; ← new for old; → old for new

REF.No	Part No.	Description	Q'ty	S.No.	I/C	REMARKS	Weight (kgf)	Weight (lb)
010	68731-42300	ASSY RADIATOR	1				0	0
020	68111-53520	CLAMP CORD	1				0.01	0.022
030	68131-43420	BOLT	2				0.06	0.132
040	68131-43430	WASHER	4				0.02	0.044
050	68131-43410	CUSHION	4				0.02	0.044
060	02116-60100	NUT	2				0.004	0.0088
070	68731-42310	SUPPORT RADIATOR	1				0.96	2.112
080	01133-61025	BOLT	2				0.02	0.044
090	68731-42350	SUPPORT RADIATOR	1				0.75	1.65
100	01133-61016	BOLT	2				0.018	0.0396
110	68731-42360	SUPPORT RADIATOR	1				0.38	0.836
120	01133-61020	BOLT	2				0.02	0.044
130	68131-43380	CUSHION	2				0.153	0.3366
140	04512-60080	WASHER SPRING	2				0.002	0.0044
150	02114-60080	NUT	2				0.002	0.0044
160	68731-42370	STAY RAD1AT0R	1				0.14	0.308
170	68731-42380	STAY RAD1AT0R	1				0.12	0.264
180	01023-60612	BOLT	4				0.008	0.0176
190	04013-60060	WASHER PLAIN	4				0.001	0.0022
200	04015-60080	WASHER PLAIN	2				0.01	0.022
210	04512-60080	WASHER SPRING	2				0.002	0.0044
220	02114-60080	NUT	2				0.002	0.0044



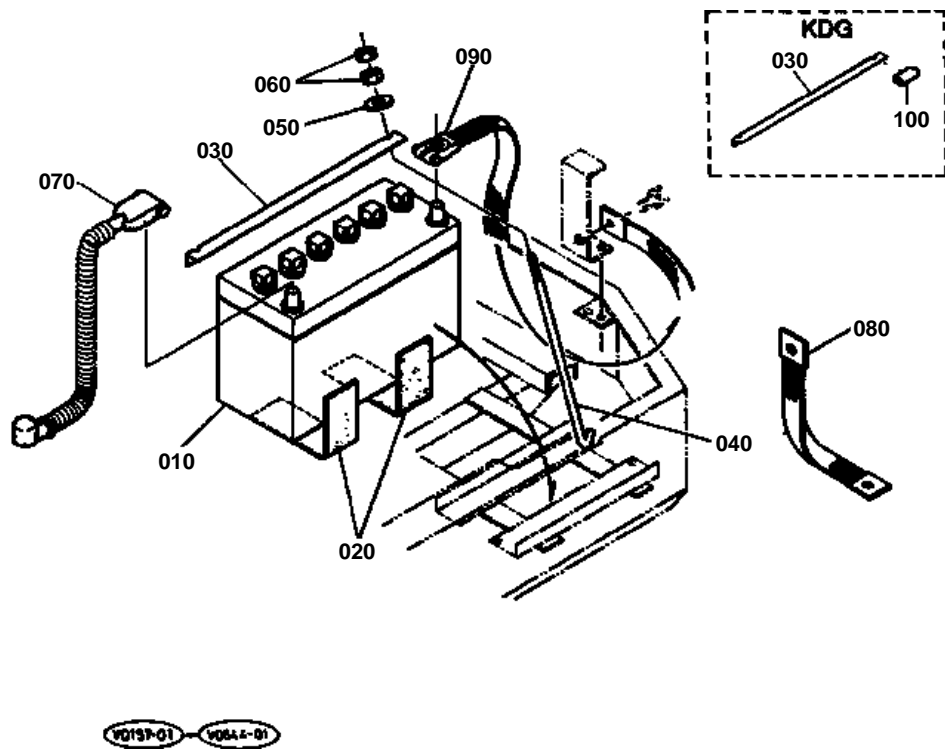
(V0147-01)

**WATER PIPE**

↔ Interchangeable; ≠ not interchangeable; ← new for old; → old for new

REF.No	Part No.	Description	Q'ty	S.No.	I/C	REMARKS	Weight (kgf)	Weight (lb)
010	68731-42510	PIPE WATER	1				0.12	0.264
020	15261-72780	BAND	1				0.024	0.0528
030	15108-72870	BAND	1				0.027	0.0594
040	68731-42320	PIPE WATER	1			CANOPY TYPE	0.02	0.044
050	15261-72780	BAND	1				0.024	0.0528
060	15108-72870	BAND	1				0.027	0.0594
070	68731-42330	PIPE DRAIN	1				0.07	0.154
080	15109-73360	BAND PIPE	2				0.01	0.022
090	68331-52480	CLAMP CORD	1	<=10343			0.003	0.0066
090	55311-41260	BAND CORD	1	>=10344	↔		0.007	0.0154

BATTERY

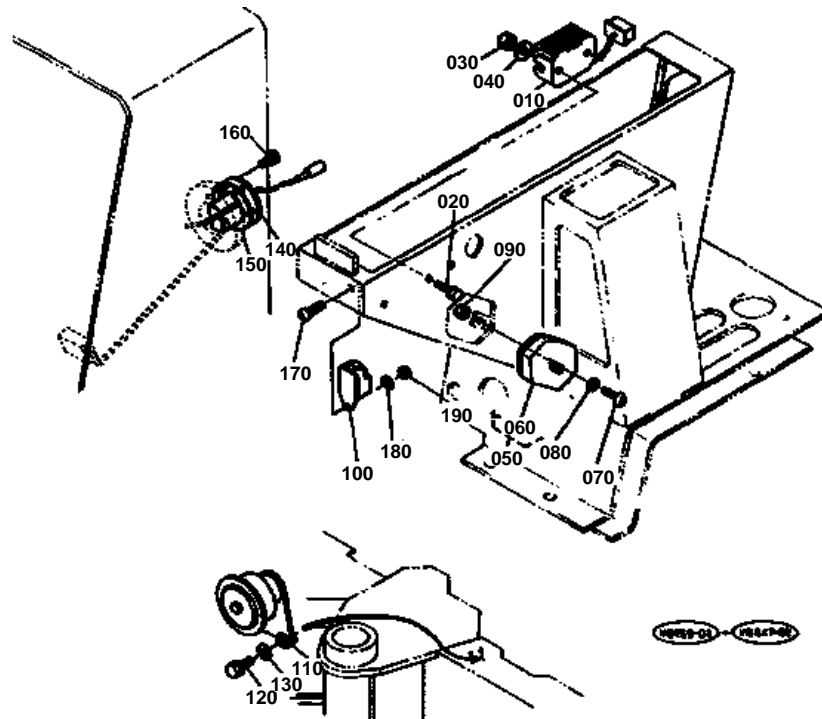


**BATTERY**

↔ Interchangeable; ≠ not interchangeable; ← new for old; → old for new

REF.No	Part No.	Description	Q'ty	S.No.	I/C	REMARKS	Weight (kgf)	Weight (lb)
010	68131-53410	BATTERY	1				14	30.8
020	68241-53312	CUSHION	2				0.025	0.055
030	68531-53230	RETAINER BATTERY	1				0.205	0.451
040	68731-53260	BOLT BATTERY SET	2				0.053	0.1166
050	04013-60060	WASHER PLAIN	2				0.001	0.0022
060	02014-60060	NUT	4				0.002	0.0044
070	68731-53274	CORD BATTERY	1				0.6	1.32
080	68541-53190	CORD BODY EARTH	1				0.04	0.088
090	34150-33380	CORD EARTH	1				0.176	0.3872

REGULATOR HORN

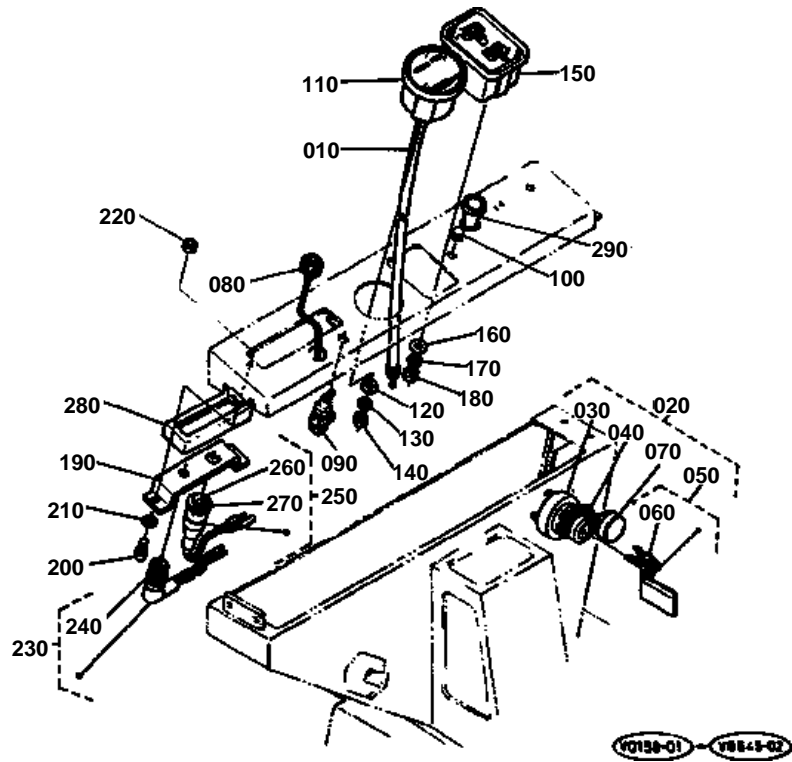




REGULATOR HORN

↔ Interchangeable; ≠ not interchangeable; ← new for old; → old for new

REF.No	Part No.	Description	Q'ty	S.No.	I/C	REMARKS	Weight (kgf)	Weight (lb)
010	15533-64600	COMP.REGULATOR	1				0.405	0.891
020	01023-60630	BOLT	2				0.02	0.044
030	02014-60060	NUT	2				0.002	0.0044
040	04013-60060	WASHER PLAIN	2				0.001	0.0022
050	68741-53280	ASSY BOX FUSE	1				0.11	0.242
060	68111-53260	COVER	1				0.06	0.132
070	03054-60516	SCREW PAN HEAD	2				0.01	0.022
080	04512-60050	WASHER SPRING	2				0.002	0.0044
090	02054-60050	NUT	2				0.003	0.0066
100	15694-65990	TIMER LIGHT	1				0.03	0.066
110	68171-53130	HORN	1				0.33	0.726
120	01123-60820	BOLT	2				0.015	0.033
130	04013-60080	WASHER PLAIN	2				0.002	0.0044
140	68631-53130	UNIT FUEL	1				0	0
150	36330-75310	GASKET	1				0.005	0.011
160	03024-60512	SCREW WITH WASHER	5				0.002	0.0044
170	03004-60616	SCREW WITH WASHER	1				0.01	0.022
180	04013-60060	WASHER PLAIN	1				0.001	0.0022
190	02014-60060	NUT	1				0.002	0.0044

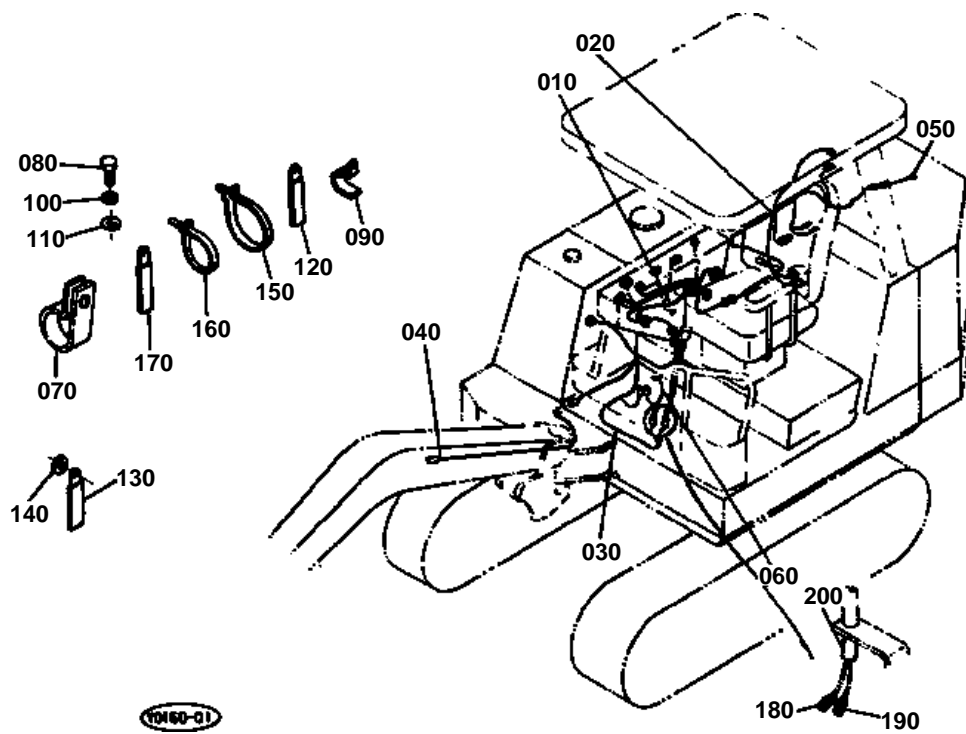




SWITCH METER EXCEPT [KDG KE-(S)]

↔ Interchangeable; ≠ not interchangeable; ← new for old; → old for new

REF.No	Part No.	Description	Q'ty	S.No.	I/C	REMARKS	Weight (kgf)	Weight (lb)
010	68731-53220	CABLE METER	1				0.33	0.726
020	68641-53600	ASSY SWITCH STARTER	1				0	0
030	68051-53210	SWITCH STARTER	1				0	0
040	66706-55150	LABEL STARTER SWITCH	1				0.001	0.0022
050	68385-53630	ASSY KEY SWITCH	1				0	0
060	68551-53640	KEY START	2				0	0
070	54611-41120	CAP STARTER SWITCH	1				0.012	0.0264
080	68773-53240	LAMP	1				0.025	0.055
090	55611-41370	SWITCH LIGHTING	1				0.04	0.088
100	68241-53130	GROMMET	1			CAB TYPE	0.002	0.0044
100	68241-53130	GROMMET	3			CANOPY TYPE	0.002	0.0044
110	68531-53210	METER TRACTOR	1	<=10664			0.28	0.616
110	68538-53210	TACHOMETER	1	>=10665	≠		0.3	0.66
120	04013-60060	WASHER PLAIN	2				0.001	0.0022
130	04512-60060	WASHER SPRING	2				0.001	0.0022
140	02014-60060	NUT	2				0.002	0.0044
150	31355-84300	METER COMBI.	1				0.34	0.748
160	04013-60060	WASHER PLAIN	2				0.001	0.0022
170	04512-60060	WASHER SPRING	2				0.001	0.0022
180	02014-60060	NUT	2				0.002	0.0044
190	68531-53160	BRACKET LAMP	1				0.12	0.264
200	03054-60512	SCREW PAN HEAD	2				0.002	0.0044
210	04512-60050	WASHER SPRING	2				0.002	0.0044
220	02054-60050	NUT	2				0.003	0.0066
230	66711-55290	ASSY LAMP OIL	1				0.016	0.0352
240	34150-34590	VALVE	2				0.001	0.0022
250	54911-41300	ASSY LAMP HORN	1				0.03	0.066
260	54911-41320	LENS RED	1				0.008	0.0176
270	54911-41230	BULB	1				0.001	0.0022
280	68631-53090	RUBBER PACKING	1				0.025	0.055
290	68331-53170	LIGHTER CIGARETTE	1			CAB TYPE	0.08	0.176

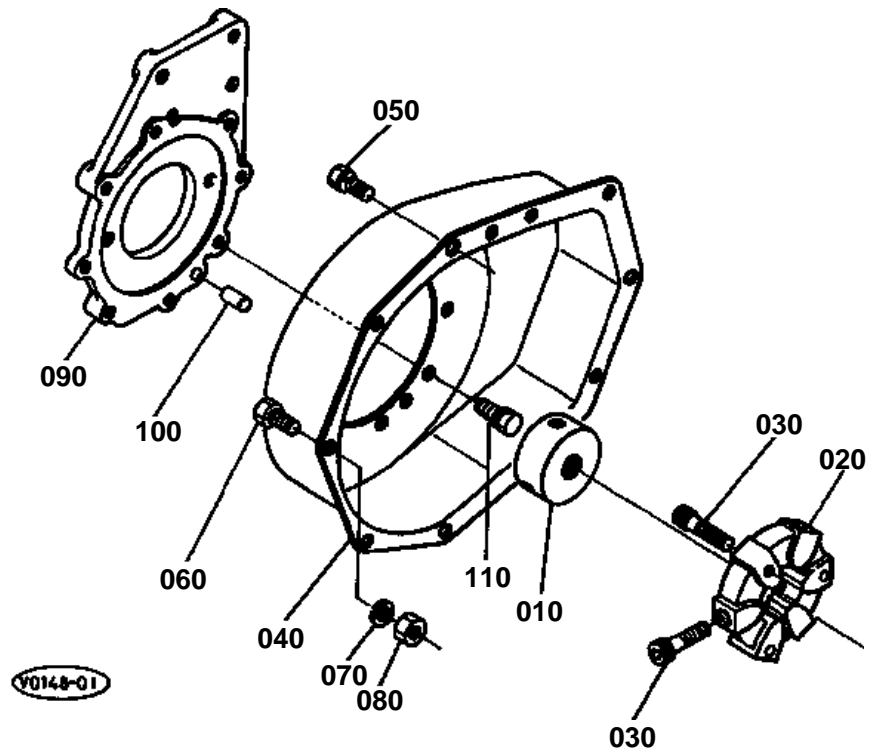


**ELECTRICAL WIRING**

↔ Interchangeable; ≠ not interchangeable; ← new for old; → old for new

REF.No	Part No.	Description	Q'ty	S.No.	I/C	REMARKS	Weight (kgf)	Weight (lb)
010	68538-53310	WIRE HARNESS	1				0.5	1.1
020	68731-53324	WIRE HARNESS	1				0.48	1.056
030	68731-53330	WIRE HARNESS	1				0.056	0.1232
040	68741-53340	WIRE HARNESS	1				0.034	0.0748
050	68731-53350	WIRE HARNESS	1				0.007	0.0154
060	68761-53360	WIRE HARNESS	1				0.005	0.011
070	68731-64380	BAND PIPE	1				0.035	0.077
080	01173-61014	BOLT	3				0.02	0.044
090	36200-77610	ASSY CLAMP CORD	1				0.002	0.0044
100	04512-60100	WASHER SPRING	3				0.002	0.0044
110	04013-60100	WASHER PLAIN	3				0.003	0.0066
120	35340-29380	CLAMP CORD	6	≤10343			0.01	0.022
120	35340-29380	CLAMP CORD	3	≥10344			0.01	0.022
130	90038-11180	CLAMP	2				0.02	0.044
140	04013-60060	WASHER PLAIN	2				0.001	0.0022
150	55311-41260	BAND CORD	2				0.007	0.0154
160	68331-52480	CLAMP CORD	5	≤10343			0.003	0.0066
160	55311-41260	BAND CORD	5	≥10344	↔		0.007	0.0154
170	68011-51160	CLAMP CORD	5				0.008	0.0176
180	68271-65900	ASSY TERMINAL 1	1				0.001	0.0022
190	68741-53400	ASSY TERMINAL 2	1				0.002	0.0044
200	68271-65940	TUBE VINYL	1				0.001	0.0022

PUMP HOUSING



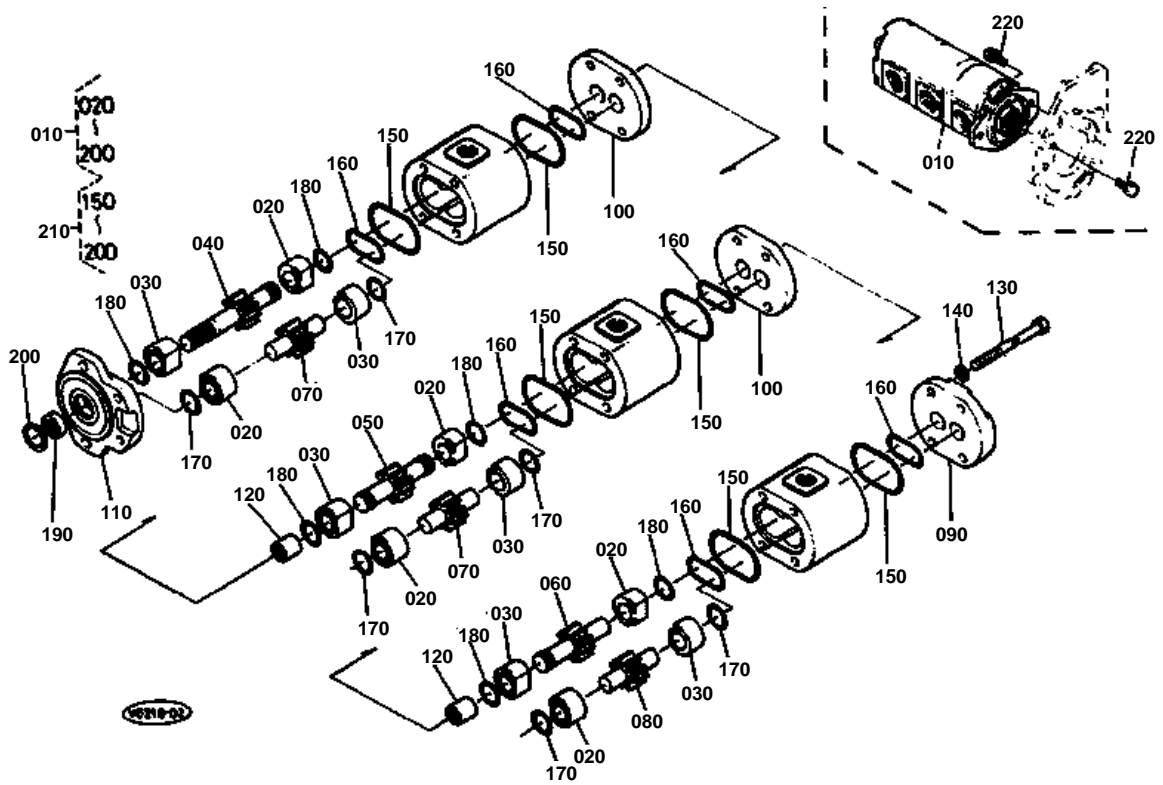


PUMP HOUSING

↔ Interchangeable; ≠ not interchangeable; ← new for old; → old for new

REF.No	Part No.	Description	Q'ty	S.No.	I/C	REMARKS	Weight (kgf)	Weight (lb)
010	68171-42610	FRANGE PUMP 2	1				0.5	1.1
020	54611-11210	COUPLING	1				0	0
030	15179-91430	BOLT COUPLING 2	6				0.032	0.0704
040	54611-11110	HOUSING COUNT.CASE	1				2.3	5.06
050	01123-60820	BOLT	8				0.015	0.033
060	01153-60820	BOLT	3				0.012	0.0264
070	04512-60080	WASHER SPRING	3				0.002	0.0044
080	02114-60080	NUT	3				0.002	0.0044
090	68731-42632	FLANGE	1				1.71	3.762
100	05012-00812	PIN STRAIGHT	1				0.006	0.0132
110	01123-60816	BOLT	8				0.01	0.022

GEAR PUMP & COMPONENT PARTS



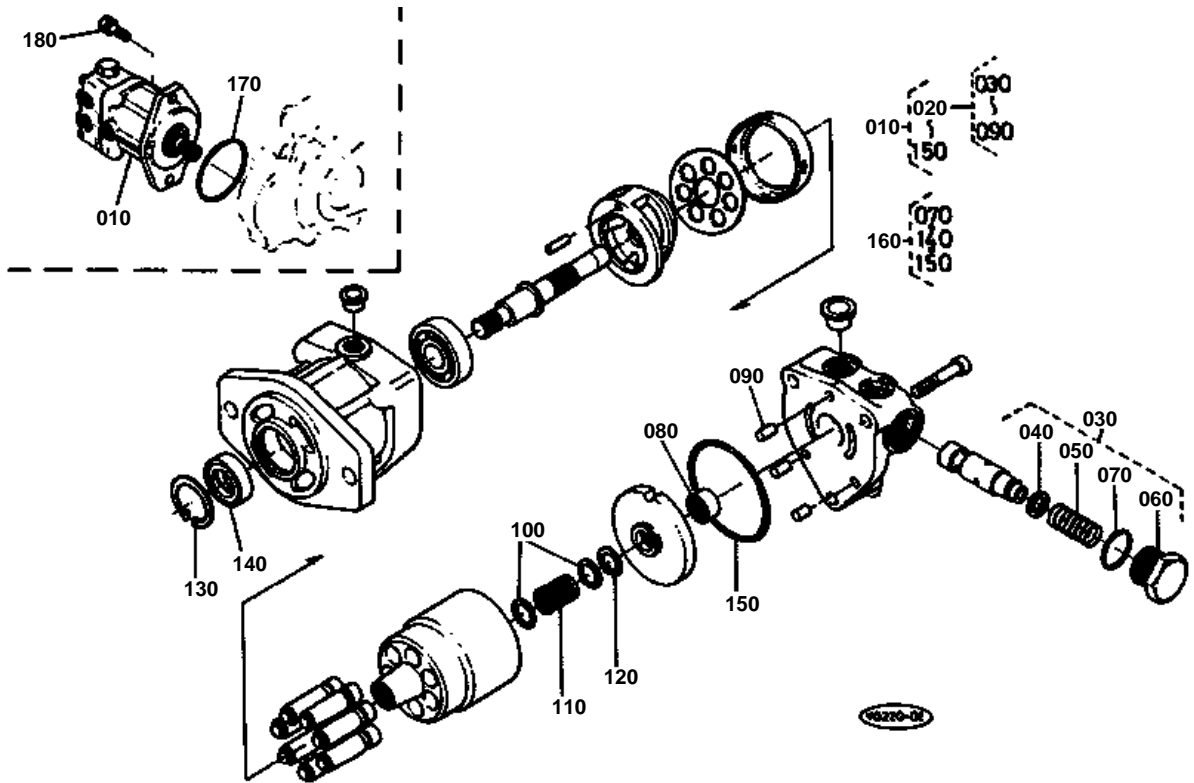


GEAR PUMP & COMPONENT PARTS

↔ Interchangeable; ≠ not interchangeable; ← new for old; → old for new

REF.No	Part No.	Description	Q'ty	S.No.	I/C	REMARKS	Weight (kgf)	Weight (lb)
010	68531-61110	ASSY PUMP GEAR	1	<=10441			6	13.2
010	68538-61110	ASSY PUMP GEAR	1	>=10442	≠		5.8	12.76
020	68731-72210	BUSH	6				0.05	0.11
030	68731-72220	BUSH	6				0.05	0.11
040	68731-72230	GEAR DRIVE FRONT	1				0.28	0.616
050	68731-72240	GEAR DRIVE CENTER	1				0.2	0.44
060	68731-72250	GEAR DRIVE REAR	1				0.15	0.33
070	68731-72260	GEAR DRIVEN	2				0.15	0.33
080	68731-72270	GEAR DRIVEN	1				0.15	0.33
090	69121-61120	COVER	1				0.48	1.056
100	68731-72280	PLATE CENTER	2				0.51	1.122
110	69121-61130	FLANGE MOUNTING	1				0.46	1.012
120	68731-72290	COUPLING	2				0.03	0.066
130	68731-72310	BOLT	4				0.13	0.286
140	68731-72320	WASHER SPRING	4				0	0
150	69121-61140	SEAL BODY	6				0.002	0.0044
160	69121-61150	SEAL BUSH	6				0.002	0.0044
170	69121-61160	RING	6				0.001	0.0022
180	69121-61170	RING	6				0.001	0.0022
190	69121-61190	SEAL OIL	1				0.005	0.011
200	68731-72330	RING SNAP	1				0.001	0.0022
210	68731-91210	KIT SEAL GEAR PUMP	1			OPTION	0.04	0.088
220	01123-60825	BOLT	4				0.012	0.0264

DRIVE MOTOR & COMPONENT PARTS

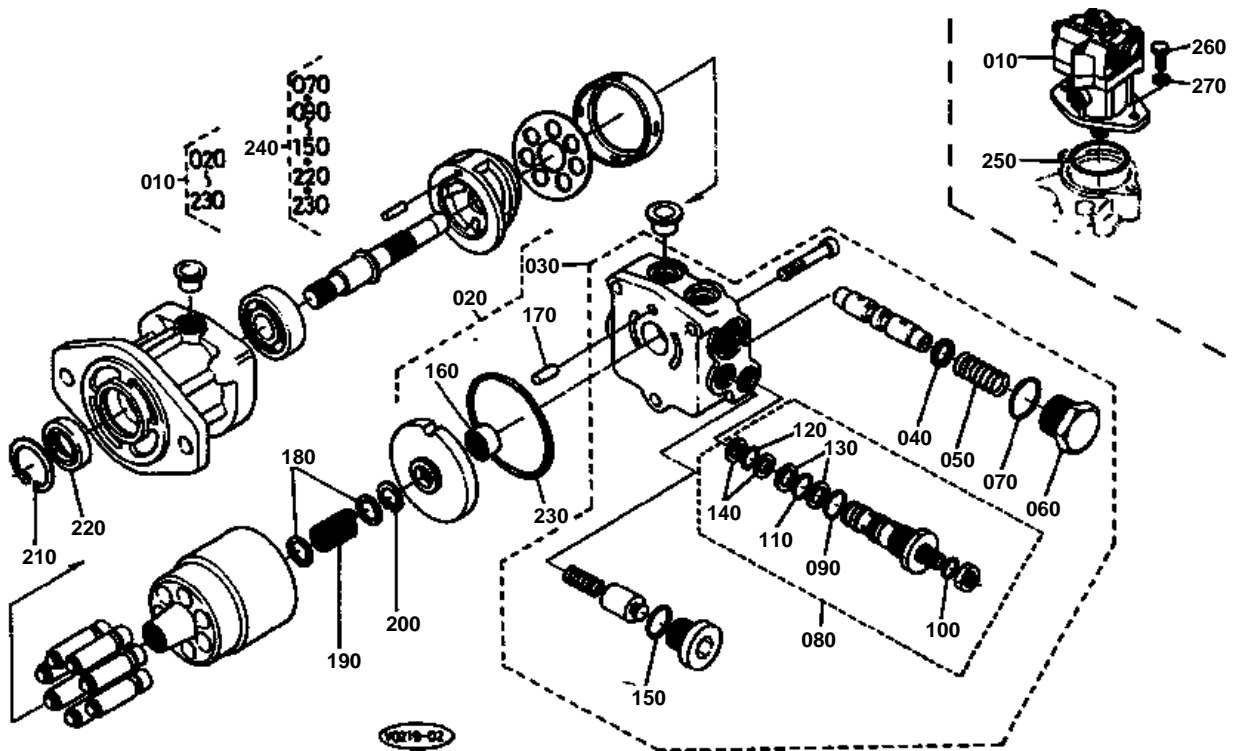


**DRIVE MOTOR & COMPONENT PARTS**

↔ Interchangeable; ≠ not interchangeable; ← new for old; → old for new

REF.No	Part No.	Description	Q'ty	S.No.	I/C	REMARKS	Weight (kgf)	Weight (lb)
010	68741-61290	ASSY MOTOR	2				8.9	19.58
020	68741-70430	VALVE SET	2				2.3	5.06
030	68741-70450	ASSY VALVE	2				3.1	6.82
040	68051-91730	SEAT SPRING	4				0.001	0.0022
050	68051-91740	SPRING	4				0.005	0.011
060	68051-91750	CAP	4				0.09	0.198
070	04810-00240	O RING	4				0	0
080	68741-70470	BEARING NEEDLE	2				0.034	0.0748
090	68741-70480	PIN	2				0.001	0.0022
100	68051-92690	HOLDER SPRING	4				0.005	0.011
110	68051-92710	SPRING	2				0.015	0.033
120	68051-92760	RING SNAP	2				0.007	0.0154
130	68051-92770	RING SNAP	2				0.003	0.0066
140	68051-61250	SEAL OIL	2				0.02	0.044
150	68741-70490	O RING	2				0.002	0.0044
160	68741-91410	ASSY SEAL DRIVE MOTO	1			OPTION	0.04	0.088
170	04811-11000	RING	2				0.002	0.0044
180	01133-61230	BOLT	4				0.04	0.088

SWIVLE MOTOR & COMPONENT PARTS



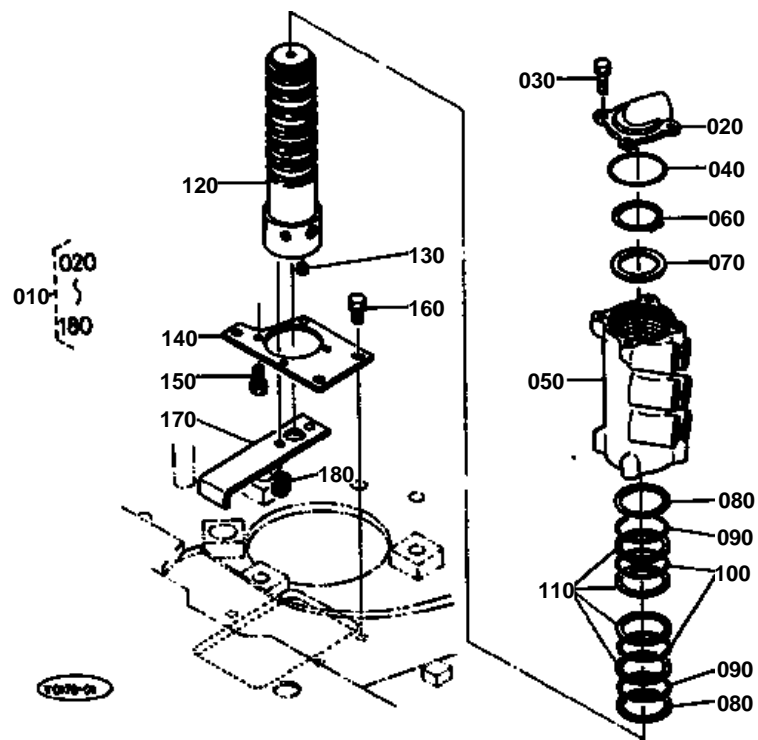


SWIVLE MOTOR & COMPONENT PARTS

↔ Interchangeable; ≠ not interchangeable; ← new for old; → old for new

REF.No	Part No.	Description	Q'ty	S.No.	I/C	REMARKS	Weight (kgf)	Weight (lb)
010	68531-61280	ASSY MOTOR SWING	1				10.5	23.1
020	68531-70300	BRAKE VALVE SET	1				4.6	10.12
030	68531-70310	ASSY VALVE BRAKE	1				4.4	9.68
040	68051-91730	SEAT SPRING	2				0.001	0.0022
050	68051-91740	SPRING	2				0.005	0.011
060	68051-91750	CAP	2				0.09	0.198
070	04810-00240	O RING	2				0	0
080	68531-70320	ASSY VALVE RELIEF	2				0.35	0.77
090	70726-67440	O RING	2				0.001	0.0022
100	04810-00100	O RING	2				0	0
110	04811-00140	O RING	2				0	0
120	04810-00120	O RING	4				0	0
130	68111-91190	RING BACK UP	4				0.001	0.0022
140	68741-70360	RING BACK UP	4				0.001	0.0022
150	04810-00180	O RING	2				0	0
160	68741-70380	BEARING NEEDLE	1				0.021	0.0462
170	68741-70390	PIN	1				0.001	0.0022
180	68051-92690	HOLDER SPRING	2				0.005	0.011
190	68051-92710	SPRING	1				0.015	0.033
200	68051-92760	RING SNAP	1				0.007	0.0154
210	68051-92770	RING SNAP	1				0.003	0.0066
220	68051-61250	SEAL OIL	1				0.02	0.044
230	68741-70410	O RING	1				0.002	0.0044
240	68741-91310	ASSY SEAL SWING MOT.	1			OPTION	0.04	0.088
250	04811-11000	RING	1				0.002	0.0044
260	01173-61435	BOLT	2				0.054	0.1188
270	04512-60140	WASHER SPRING	2				0.008	0.0176

ROTARY JOINT



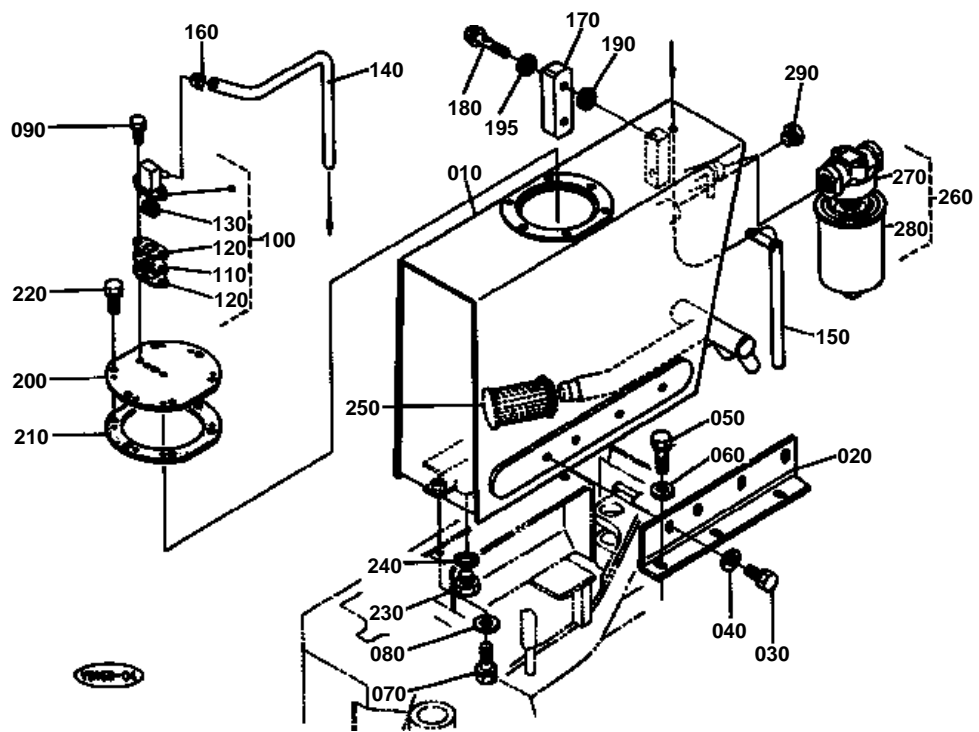


ROTARY JOINT

↔ Interchangeable; ≠ not interchangeable; ← new for old; → old for new

REF.No	Part No.	Description	Q'ty	S.No.	I/C	REMARKS	Weight (kgf)	Weight (lb)
010	68531-62300	ASSY JOINT ROTARY	1				8	17.6
020	68741-62330	COVER	1				0.44	0.968
030	01123-60816	BOLT	4				0.01	0.022
040	04811-10650	RING	1				0.001	0.0022
050	68741-62310	JOINT ROTARY	1				3.19	7.018
060	04612-00450	CIR-CLIP EXTERNAL	1				0.007	0.0154
070	68741-62350	COLLAR	1				0.032	0.0704
080	68171-62370	RING BACK UP	2				0	0
090	04810-00500	RING	2				0	0
100	68741-62380	D RING	5				0.003	0.0066
110	68741-62390	RING BACK UP	10				0.013	0.0286
120	68741-62320	SHAFT ROTARY JOINT	1				4.2	9.24
130	68171-63433	PLUG	6	≤11470			0	0
130	68311-13350	PLUG	6	≥11471	↔		0.01	0.022
140	68531-62440	PLATE	1				0.362	0.7964
150	01123-60816	BOLT	4				0.01	0.022
160	01133-61020	BOLT	3				0.02	0.044
170	68741-62410	STOPPER	1				0.336	0.7392
180	01133-61020	BOLT	2				0.02	0.044

OIL TANK

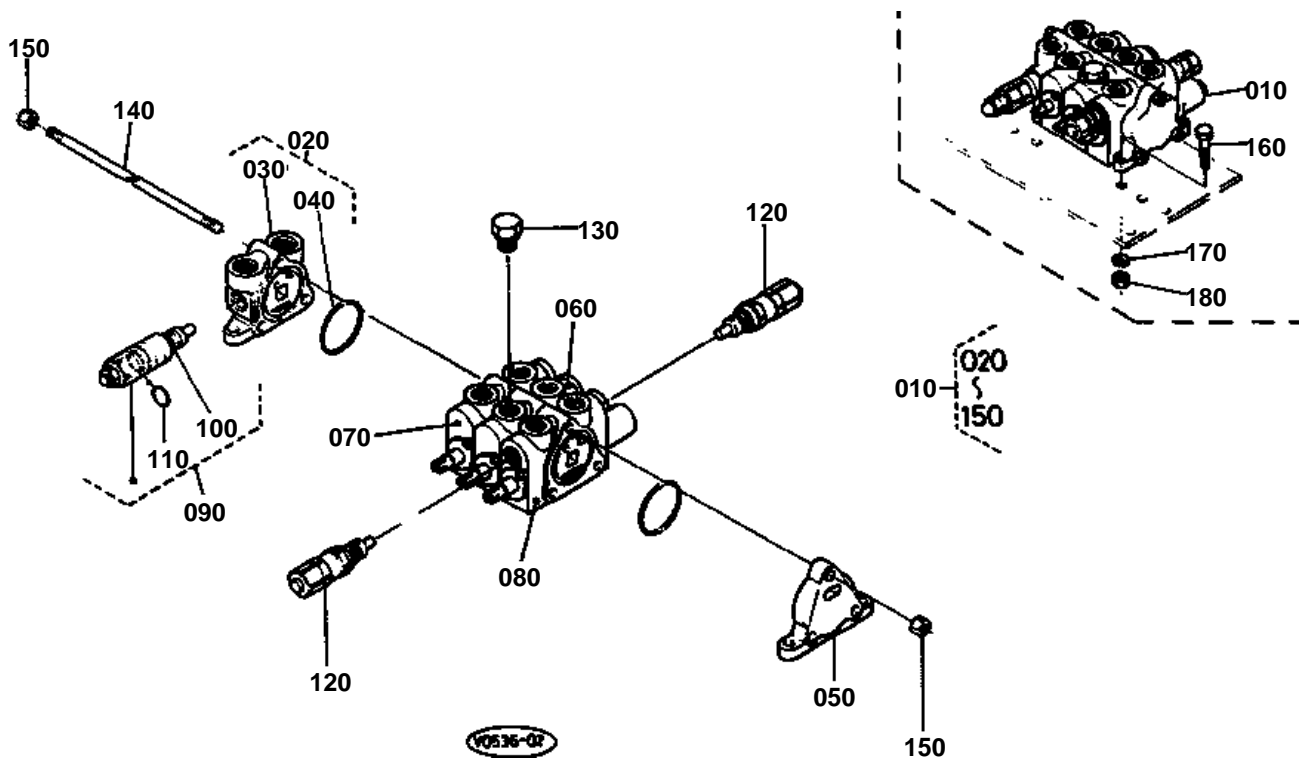


**OIL TANK**

↔ Interchangeable; ≠ not interchangeable; ← new for old; → old for new

REF.No	Part No.	Description	Q'ty	S.No.	I/C	REMARKS	Weight (kgf)	Weight (lb)
010	68531-62110	TANK OIL	1				0	0
020	68541-62120	BRACKET	1				1.6	3.52
030	01133-61020	BOLT	4				0.02	0.044
040	04015-60100	WASHER PLAIN	4				0.015	0.033
050	01133-61225	BOLT	3				0.037	0.0814
060	68731-63280	WASHER	3				0.015	0.033
070	01133-61230	BOLT	2				0.04	0.088
080	04015-60120	WASHER PLAIN	2				0.022	0.0484
090	01023-60620	BOLT	2				0.006	0.0132
100	68741-62170	ASSY BREATHER	1				0.128	0.2816
110	15241-05140	PLATE ELEMENT	1				0.009	0.0198
120	15321-05430	GASKET	2				0	0
130	15241-05670	ELEMENT BREATHER	1				0.008	0.0176
140	68731-62150	PIPE(BREATHER)	1	<=10664			0.04	0.088
140	68541-62170	PIPE(BREATHER)	1	>=10665	↔		0.04	0.088
150	68531-62190	HOLDER BREATHER PIPE	1				0.231	0.5082
160	10244-42320	CLIP PIPE	1				0.001	0.0022
170	68131-61150	GAUGE OIL LEVEL	1				0.03	0.066
180	68541-62140	BOLT	2				0.014	0.0308
190	68131-61280	WASHER WITH RUBBER	4	<=11050			0	0
190	68541-62210	SEAL	2	>=11051	←		0.001	0.0022
195	68541-62220	WASHER WITH RUBBER	2	>=11051			0.001	0.0022
200	68541-62130	COVER TANK	1				0.76	1.672
210	68741-62140	GASKET	1				0.05	0.11
220	01133-61016	BOLT	6				0.018	0.0396
230	68011-11280	PLUG DRAIN	1				0.085	0.187
240	04717-02150	WASHER WITH RUBBER	1				0.004	0.0088
250	68741-62210	STRAINER SUCTION	1				0.23	0.506
260	68131-62010	ASSY FILTER	1				0.85	1.87
270	68131-62120	BODY FILTER	1				0.315	0.693
280	68131-62130	CARTRIDGE FILTER	1				0.57	1.254
290	06312-10040	PLUG	1	>=10363			0.04	0.088

CONTROL VALVE (1) & COMPONENT PARTS



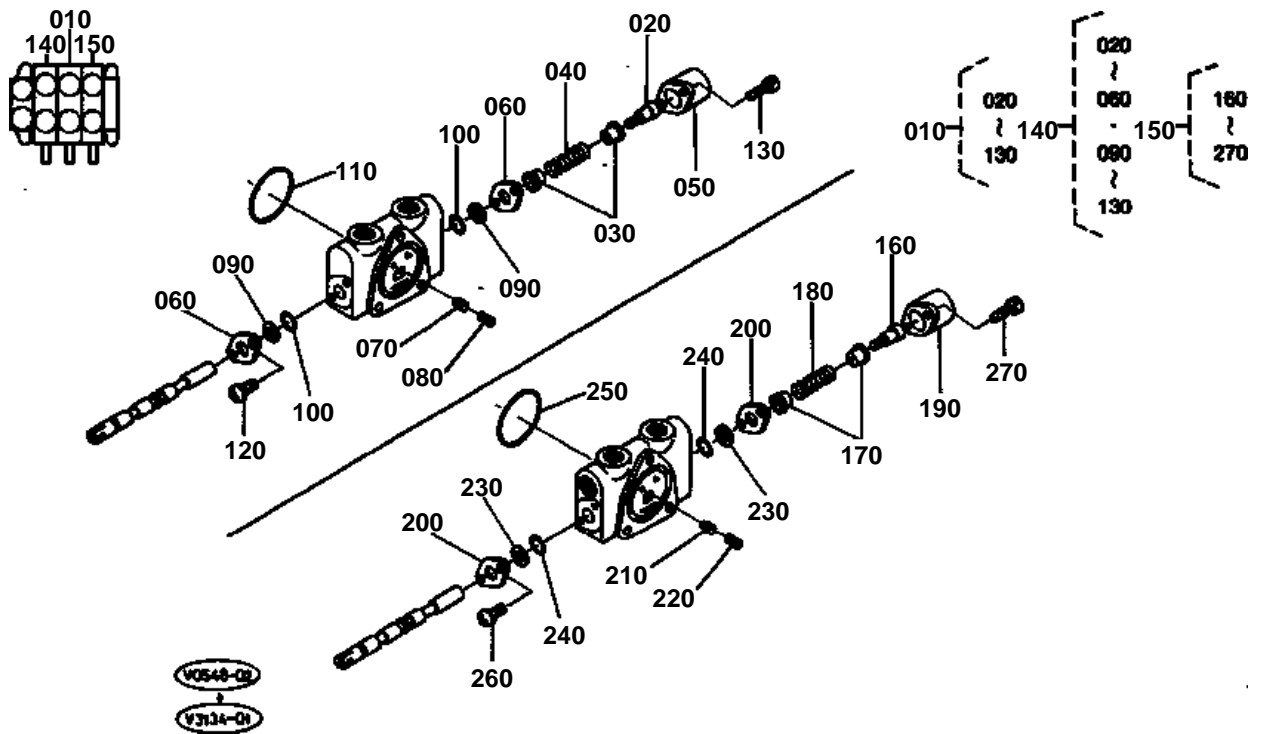


CONTROL VALVE (1) & COMPONENT PARTS

↔ Interchangeable; ≠ not interchangeable; ← new for old; → old for new

REF.No	Part No.	Description	Q'ty	S.No.	I/C	REMARKS	Weight (kgf)	Weight (lb)
010	68531-61130	ASSY VALVE CONTROL	1	<=10441			8.68	19.096
010	68538-61130	ASSY VALVE CONTROL	1	>=10442	≠		8.84	19.448
020	68731-70110	ASSY SECTION INLET	1				1.15	2.53
030	68731-70510	HOUSING INLET	1				1.17	2.574
040	68389-61620	O RING	1				0.002	0.0044
050	68371-61330	SECTION OUTLET	1				0.6	1.32
060	68731-70140	ASSY SECTION SPOOL	1				2.1	4.62
070	68731-70150	ASSY SECTION SPOOL	1				2	4.4
080	68731-70160	ASSY SECTION SPOOL	1				2	4.4
090	68531-70010	VALVE MAIN RELIEF	1				0.23	0.506
100	68011-62220	O RING	1				0.001	0.0022
110	68389-96110	O RING	1				0.001	0.0022
120	68531-70040	ASSY VALVE RELIEF	2				0.14	0.308
130	68731-70170	ASSY PLUG	1				0.04	0.088
140	68131-65230	ROD TIE	3				0.075	0.165
150	68389-61350	NUT	6				0.002	0.0044
160	01173-61030	BOLT	3				0.022	0.0484
170	04512-60100	WASHER SPRING	3				0.002	0.0044
180	02118-60100	NUT	3				0.006	0.0132

CONTROL VALVE (1) SPOOL SECTION



V0548-02
 V3134-01

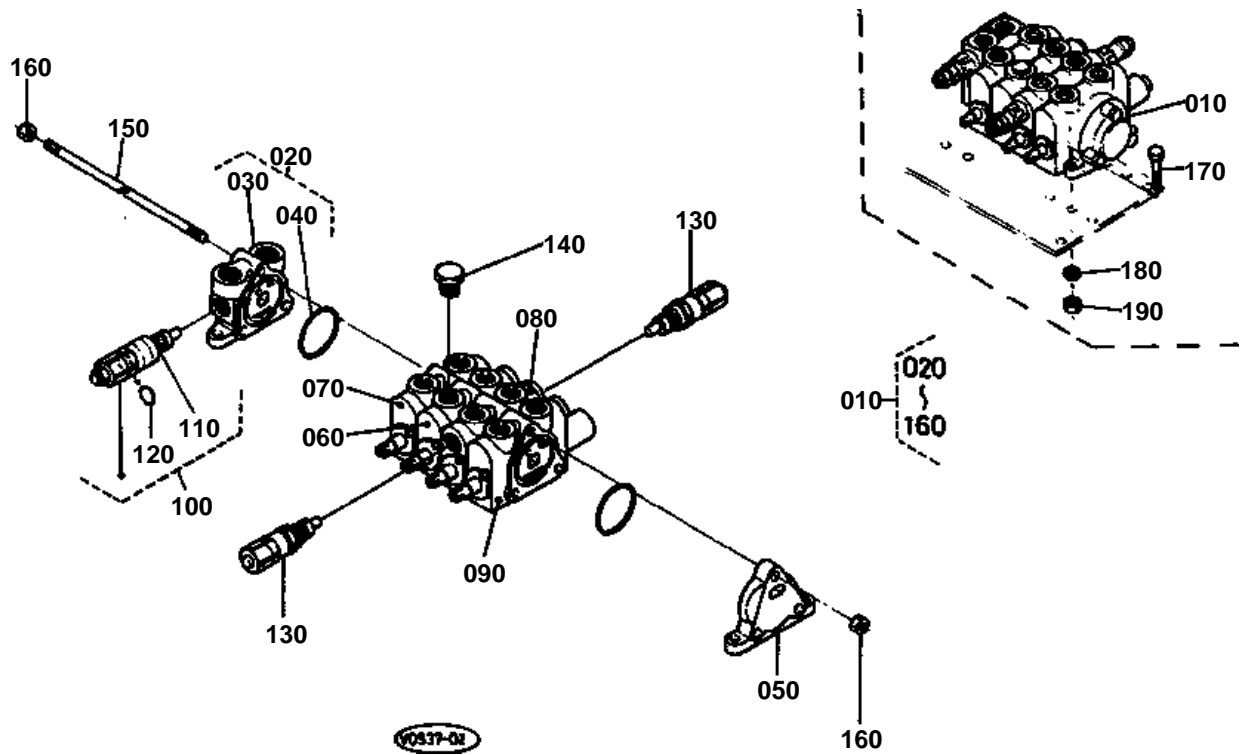


CONTROL VALVE (1) SPOOL SECTION

↔ Interchangeable; ≠ not interchangeable; ← new for old; → old for new

REF.No	Part No.	Description	Q'ty	S.No.	I/C	REMARKS	Weight (kgf)	Weight (lb)
010	68731-70140	ASSY SECTION SPOOL	1				2.1	4.62
020	68389-61520	SCREW CAP	1				0.005	0.011
030	68389-61530	SEAT SPRING	2				0.004	0.0088
040	68731-70520	SPRING	1				0.02	0.044
050	68389-61550	CAP	1				0	0
060	68389-61560	PLATE SEAL	2				0.012	0.0264
070	68389-61570	POPPET	1				0.01	0.022
080	68389-61580	SPRING	1				0.003	0.0066
090	68389-61590	WIPER	2				0.001	0.0022
100	68389-61610	O RING	2				0.012	0.0264
110	68389-61620	O RING	1				0.002	0.0044
120	68389-61630	SCREW ROUND HEAD	2				0.002	0.0044
130	68389-61640	BOLT	2				0.004	0.0088
140	68731-70150	ASSY SECTION SPOOL	1				2	4.4
150	68731-70160	ASSY SECTION SPOOL	1				2	4.4
160	68389-61520	SCREW CAP	1				0.005	0.011
170	68389-61530	SEAT SPRING	2				0.004	0.0088
180	68731-70520	SPRING	1				0.02	0.044
190	68389-61550	CAP	1				0	0
200	68389-61560	PLATE SEAL	2				0.012	0.0264
210	68389-61570	POPPET	1				0.01	0.022
220	68389-61580	SPRING	1				0.003	0.0066
230	68389-61590	WIPER	2				0.001	0.0022
240	68389-61610	O RING	2				0.012	0.0264
250	68389-61620	O RING	1				0.002	0.0044
260	68389-61630	SCREW ROUND HEAD	2				0.002	0.0044
270	68389-61640	BOLT	2				0.004	0.0088

CONTROL VALVE (1) (S/P) & COMPONENT PARTS



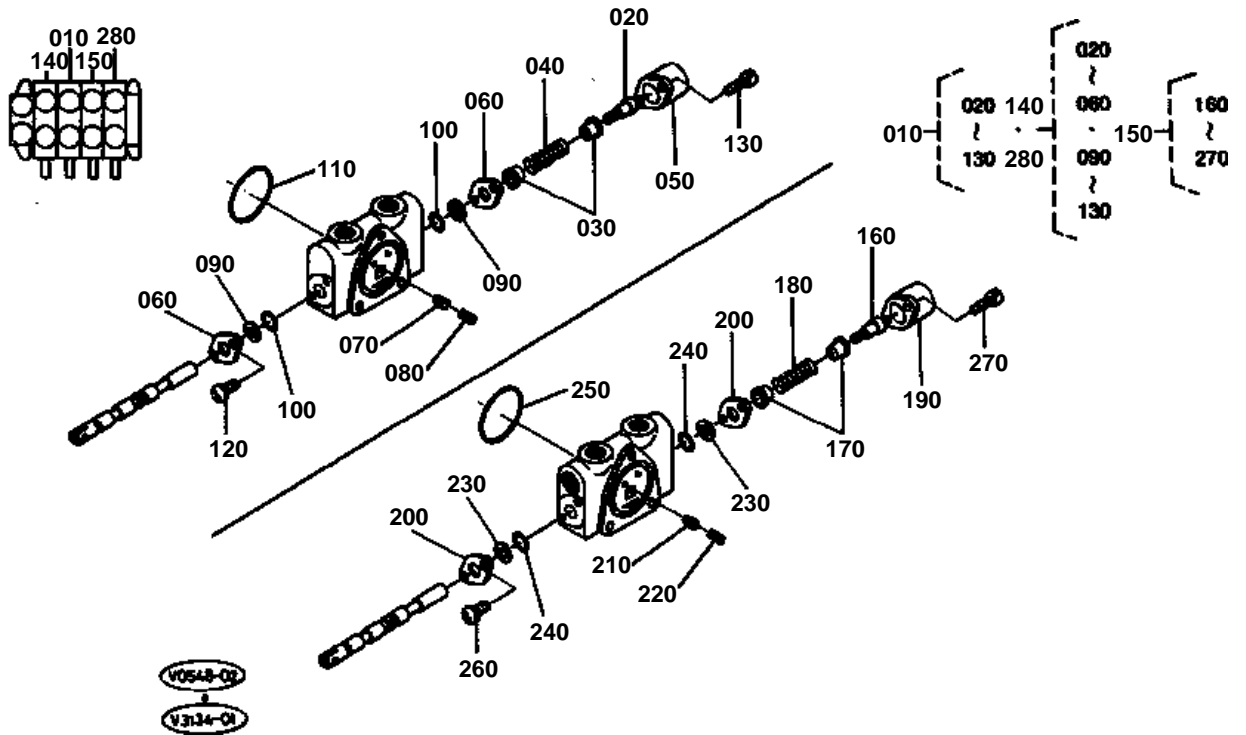


CONTROL VALVE (1) (S/P) & COMPONENT PARTS

↔ Interchangeable; ≠ not interchangeable; ← new for old; → old for new

REF.No	Part No.	Description	Q'ty	S.No.	I/C	REMARKS	Weight (kgf)	Weight (lb)
010	68531-92510	ASSY VALVE CONTROL	1	<=10441			10.5	23.1
010	68538-92510	ASSY VALVE CONTROL	1	>=10442	≠		10.5	23.1
020	68731-70110	ASSY SECTION INLET	1				1.15	2.53
030	68731-70510	HOUSING INLET	1				1.17	2.574
040	68389-61620	O RING	1				0.002	0.0044
050	68371-61330	SECTION OUTLET	1				0.6	1.32
060	68731-70140	ASSY SECTION SPOOL	1				2.1	4.62
070	68731-70150	ASSY SECTION SPOOL	1				2	4.4
080	68731-70160	ASSY SECTION SPOOL	1				2	4.4
090	68531-70190	ASSY SECTION SPOOL	1				2	4.4
100	68531-70010	VALVE MAIN RELIEF	1				0.23	0.506
110	68011-62220	O RING	1				0.001	0.0022
120	68389-96110	O RING	1				0.001	0.0022
130	68531-70040	ASSY VALVE RELIEF	2				0.14	0.308
140	68731-70170	ASSY PLUG	1				0.04	0.088
150	68131-65130	ROD TIE	3				0.095	0.209
160	68389-61350	NUT	6				0.002	0.0044
170	01173-61030	BOLT	3				0.022	0.0484
180	04512-60100	WASHER SPRING	3				0.002	0.0044
190	02118-60100	NUT	3				0.006	0.0132

CONTROL VALVE (1) (S/P) SPOOL SECTION



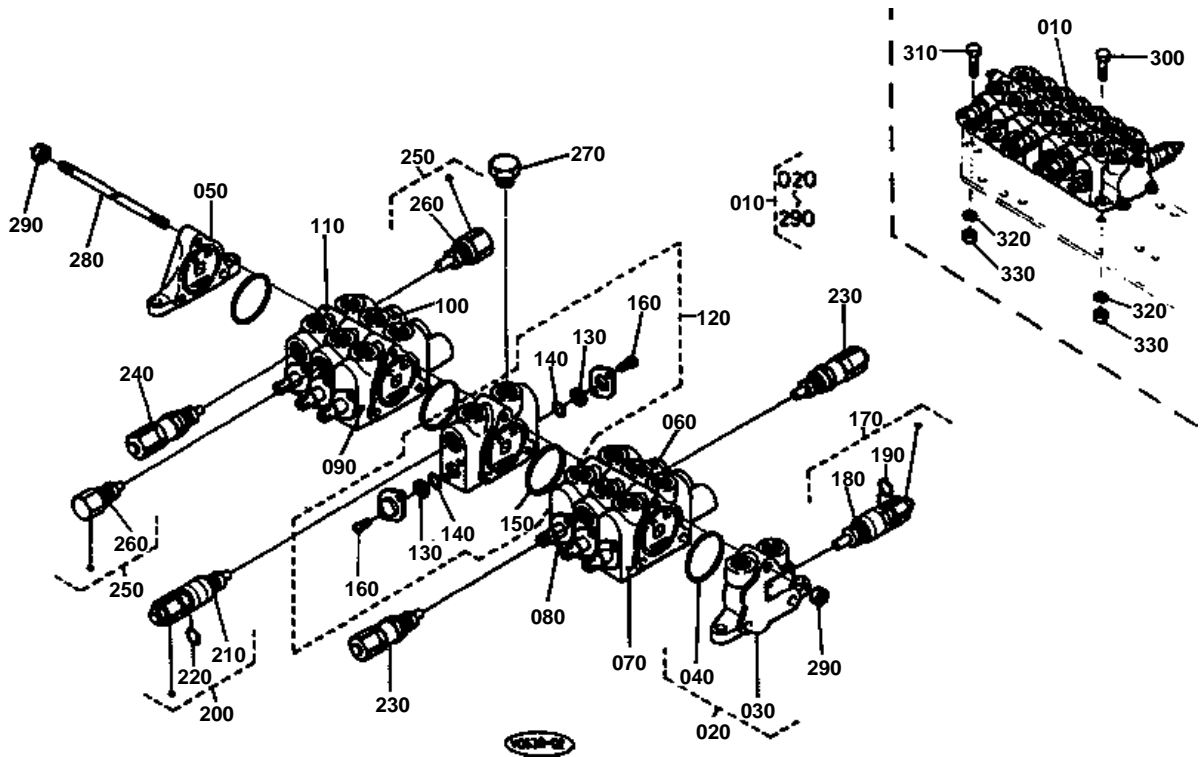


CONTROL VALVE (1) (S/P) SPOOL SECTION

↔ Interchangeable; ≠ not interchangeable; ← new for old; → old for new

REF.No	Part No.	Description	Q'ty	S.No.	I/C	REMARKS	Weight (kgf)	Weight (lb)
010	68731-70140	ASSY SECTION SPOOL	1				2.1	4.62
020	68389-61520	SCREW CAP	1				0.005	0.011
030	68389-61530	SEAT SPRING	2				0.004	0.0088
040	68731-70520	SPRING	1				0.02	0.044
050	68389-61550	CAP	1				0	0
060	68389-61560	PLATE SEAL	2				0.012	0.0264
070	68389-61570	POPPET	1				0.01	0.022
080	68389-61580	SPRING	1				0.003	0.0066
090	68389-61590	WIPER	2				0.001	0.0022
100	68389-61610	O RING	2				0.012	0.0264
110	68389-61620	O RING	1				0.002	0.0044
120	68389-61630	SCREW ROUND HEAD	2				0.002	0.0044
130	68389-61640	BOLT	2				0.004	0.0088
140	68731-70150	ASSY SECTION SPOOL	1				2	4.4
150	68731-70160	ASSY SECTION SPOOL	1				2	4.4
160	68389-61520	SCREW CAP	1				0.005	0.011
170	68389-61530	SEAT SPRING	2				0.004	0.0088
180	68731-70520	SPRING	1				0.02	0.044
190	68389-61550	CAP	1				0	0
200	68389-61560	PLATE SEAL	2				0.012	0.0264
210	68389-61570	POPPET	1				0.01	0.022
220	68389-61580	SPRING	1				0.003	0.0066
230	68389-61590	WIPER	2				0.001	0.0022
240	68389-61610	O RING	2				0.012	0.0264
250	68389-61620	O RING	1				0.002	0.0044
260	68389-61630	SCREW ROUND HEAD	2				0.002	0.0044
270	68389-61640	BOLT	2				0.004	0.0088
280	68531-70190	ASSY SECTION SPOOL	1				2	4.4

CONTROL VALVE (2) & COMPONENT PARTS

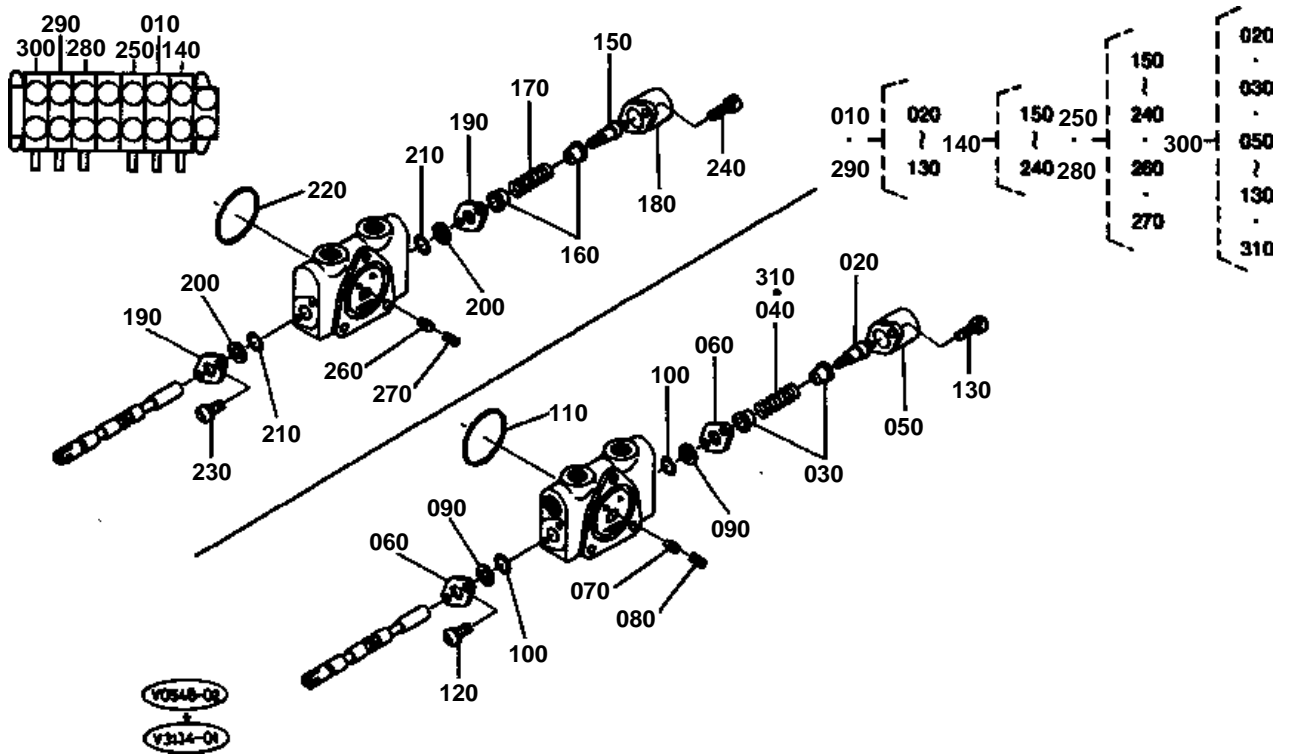


**CONTROL VALVE (2) & COMPONENT PARTS**

↔ Interchangeable; ≠ not interchangeable; ← new for old; → old for new

REF.No	Part No.	Description	Q'ty	S.No.	I/C	REMARKS	Weight (kgf)	Weight (lb)
010	68531-61150	ASSY VALVE CONTROL	1	<=10441			0	0
010	68538-61150	ASSY VALVE CONTROL	1	>=10442	≠		0	0
010	68538-61152	ASSY VALVE CONTROL	1	>=10903	←		17	37.4
020	68731-70110	ASSY SECTION INLET	1				1.15	2.53
030	68731-70510	HOUSING INLET	1				1.17	2.574
040	68389-61620	O RING	1				0.002	0.0044
050	68371-61330	SECTION OUTLET	1				0.6	1.32
060	68531-70170	ASSY SECTION SPOOL	1	<=10902			1.86	4.092
060	68531-70172	ASSY SECTION SPOOL	1	>=10903	→		0	0
070	68731-70220	ASSY SECTION SPOOL	1				2.05	4.51
080	68731-70210	ASSY SECTION SPOOL	1				2.05	4.51
090	68531-70130	ASSY SECTION SPOOL	1				2	4.4
100	68531-70150	ASSY SECTION SPOOL	1				2	4.4
110	68531-70180	ASSY SECTION SPOOL	1				2.6	5.72
120	68721-70260	ASSY SECTION SPACER	1				2	4.4
130	68389-61590	WIPER	2				0.001	0.0022
140	68389-61610	O RING	2				0.012	0.0264
150	68389-61620	O RING	1				0.002	0.0044
160	68389-61630	SCREW ROUND HEAD	4				0.002	0.0044
170	68531-70010	VALVE MAIN RELIEF	1				0.23	0.506
180	68011-62220	O RING	1				0.001	0.0022
190	68389-96110	O RING	1				0.001	0.0022
200	68531-70030	VALVE MAIN RELIEF	1				0.23	0.506
210	68011-62220	O RING	1				0.001	0.0022
220	68389-96110	O RING	1				0.001	0.0022
230	68531-70040	ASSY VALVE RELIEF	2				0.14	0.308
240	68531-70050	ASSY VALVE RELIEF	1				0.14	0.308
250	68389-61310	ASSY VALVE	2				0.11	0.242
260	68389-96120	O RING	2				0.001	0.0022
270	68731-70170	ASSY PLUG	1				0.04	0.088
280	68721-70070	ROD TIE	3				0.14	0.308
290	68389-61350	NUT	6				0.002	0.0044
300	01173-61030	BOLT	2				0.022	0.0484
310	01173-61020	BOLT	1				0.017	0.0374
320	04512-60100	WASHER SPRING	3				0.002	0.0044
330	02118-60100	NUT	2				0.006	0.0132

CONTROL VALVE (2) SPOOL SECTION



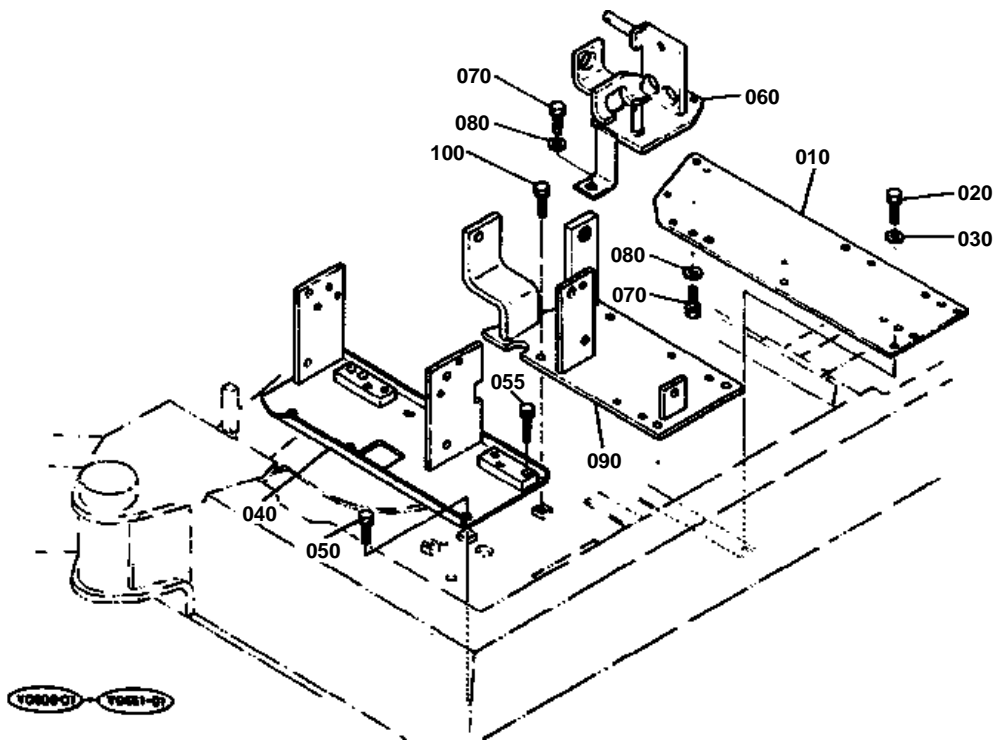


CONTROL VALVE (2) SPOOL SECTION

↔ Interchangeable; ≠ not interchangeable; ← new for old; → old for new

REF.No	Part No.	Description	Q'ty	S.No.	I/C	REMARKS	Weight (kgf)	Weight (lb)
010	68531-70170	ASSY SECTION SPOOL	1	<=10902			1.86	4.092
010	68531-70172	ASSY SECTION SPOOL	1	>=10903	→		0	0
020	68389-61520	SCREW CAP	1				0.005	0.011
030	68389-61530	SEAT SPRING	2				0.004	0.0088
040	68731-70520	SPRING	1				0.02	0.044
050	68389-61550	CAP	1				0	0
060	68389-61560	PLATE SEAL	2				0.012	0.0264
070	68389-61570	POPPET	1				0.01	0.022
080	68389-61580	SPRING	1				0.003	0.0066
090	68389-61590	WIPER	2				0.001	0.0022
100	68389-61610	O RING	2				0.012	0.0264
110	68389-61620	O RING	1				0.002	0.0044
120	68389-61630	SCREW ROUND HEAD	2				0.002	0.0044
130	68389-61640	BOLT	2				0.004	0.0088
140	68731-70220	ASSY SECTION SPOOL	1				2.05	4.51
150	68389-61520	SCREW CAP	1				0.005	0.011
160	68389-61530	SEAT SPRING	2				0.004	0.0088
170	68731-70520	SPRING	1				0.02	0.044
180	68389-61550	CAP	1				0	0
190	68389-61560	PLATE SEAL	2				0.012	0.0264
200	68389-61590	WIPER	2				0.001	0.0022
210	68389-61610	O RING	2				0.012	0.0264
220	68389-61620	O RING	1				0.002	0.0044
230	68389-61630	SCREW ROUND HEAD	2				0.002	0.0044
240	68389-61640	BOLT	2				0.004	0.0088
250	68731-70210	ASSY SECTION SPOOL	1				2.05	4.51
260	68389-61570	POPPET	1				0.01	0.022
270	68389-61580	SPRING	1				0.003	0.0066
280	68531-70130	ASSY SECTION SPOOL	1				2	4.4
290	68531-70150	ASSY SECTION SPOOL	1				2	4.4
300	68531-70180	ASSY SECTION SPOOL	1				2.6	5.72
310	68389-61540	SPRING	1				0.015	0.033

CONTROL LEVER (FRAME)





CONTROL LEVER (FRAME)

↔ Interchangeable; ≠ not interchangeable; ← new for old; → old for new

REF.No	Part No.	Description	Q'ty	S.No.	I/C	REMARKS	Weight (kgf)	Weight (lb)
010	68531-65110	SUPPORT VALVE	1				4.2	9.24
020	01133-61025	BOLT	5				0.02	0.044
030	04013-60100	WASHER PLAIN	5				0.003	0.0066
040	68548-65190	FRAME CONTROL	1				6.7	14.74
050	01133-61020	BOLT	2				0.02	0.044
055	01133-61035	BOLT	2				0.027	0.0594
060	68538-65130	BRACKET	1				2.5	5.5
070	01133-61020	BOLT	3				0.02	0.044
080	04013-60100	WASHER PLAIN	3				0.003	0.0066
090	68548-65140	FRAME CONTROL	1				7.2	15.84
100	01133-61025	BOLT	4				0.02	0.044

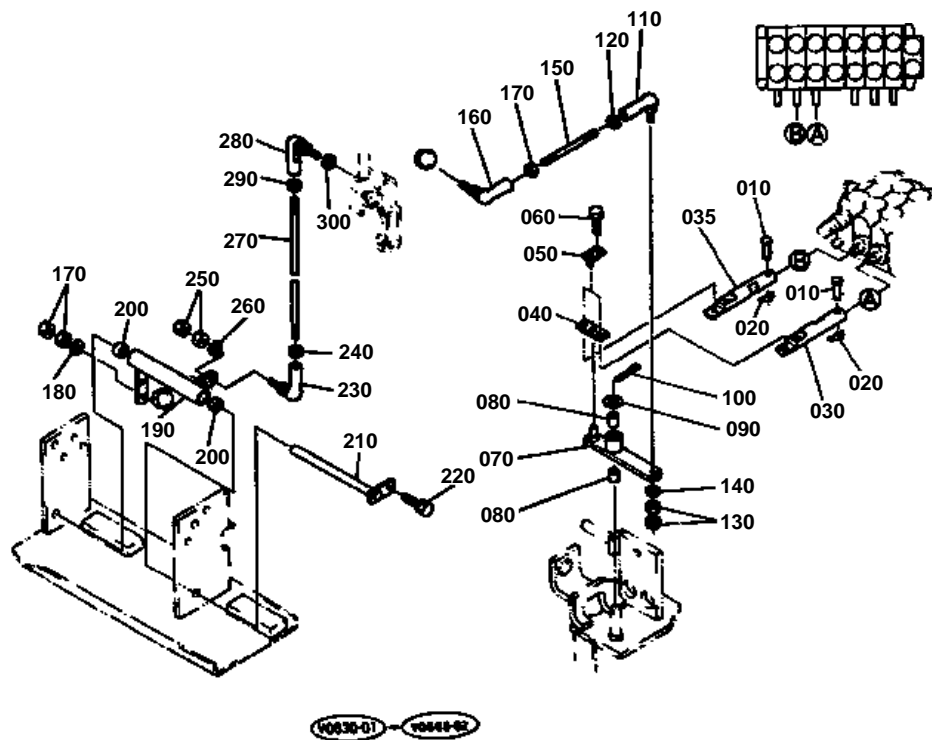


CONTROL LEVER (TRAVEL LH-1)

↔ Interchangeable; ≠ not interchangeable; ← new for old; → old for new

REF.No	Part No.	Description	Q'ty	S.No.	I/C	REMARKS	Weight (kgf)	Weight (lb)
010	68021-32790	PIN	1			EXCEPT KTC	0.004	0.0088
020	05525-60500	PIN SNAP	1			EXCEPT KTC	0.001	0.0022
030	68351-65470	ROD CONTROL	1			EXCEPT KTC	0.1	0.22
040	68221-34330	END ROD RH	1			EXCEPT KTC	0.1	0.22
050	02118-60100	NUT	3			EXCEPT KTC	0.006	0.0132
060	04512-60100	WASHER SPRING	1			EXCEPT KTC	0.002	0.0044
070	68548-65222	LEVER	1				0.51	1.122
080	68741-65410	BEARING NEEDLE	2				0.01	0.022
090	68741-65430	CAP	1				0.001	0.0022
100	68748-65230	FULCRUM CONTROL	1				0.27	0.594
110	01176-61025	BOLT	2				0.02	0.044
120	04512-60100	WASHER SPRING	2				0.002	0.0044
130	68221-34310	END ROD LH	1				0.096	0.2112
140	68011-32680	NUT LOCK	1				0.006	0.0132
150	04512-60100	WASHER SPRING	1				0.002	0.0044
160	68748-65240	ROD CONTROL	1				0.28	0.616
170	68221-34330	END ROD RH	1				0.1	0.22
180	02118-60100	NUT	3				0.006	0.0132
190	04512-60100	WASHER SPRING	1				0.002	0.0044
200	68548-65540	LEVER CONTROL LH	1				0.91	2.002
201	08511-00810	BUSH	1				0.003	0.0066
202	68538-65550	LEVER CONTROL LH	1			EXCEPT KUK KTC	0.445	0.979
202	68538-65550	LEVER CONTROL LH	1	<=10438		KTC	0.445	0.979
202	68538-65570	LEVER CONTROL LH	1	>=10439	←	KTC	0.46	1.012
203	68641-65330	BOLT	1				0.015	0.033
204	02112-60080	NUT	1				0.005	0.011
205	68641-65490	PIN	1				0.003	0.0066
206	68641-65484	SPRING	1				0.002	0.0044
207	68641-65463	COLLAR	1				0.025	0.055
208	68641-65340	PIN LOCK	1				0.01	0.022
209	04613-00050	CIR-CLIP EXTERNAL	2				0	0
210	68748-65522	PIN FULCRUM	1				0.14	0.308
220	08141-06002	BEARING BALL	2				0.029	0.0638
230	68748-65550	BEARING NEEDLE	1				0.03	0.066
240	01123-60816	BOLT	1				0.01	0.022
250	04015-60080	WASHER PLAIN	1				0.01	0.022
260	68748-65540	PIN FULCRUM	1				0.08	0.176
270	01023-60612	BOLT	1				0.008	0.0176
280	68773-65270	GRIP	1				0.03	0.066
290	68748-65590	RUBBER BELLOWS	1				0.07	0.154

CONTROL LEVER (TRAVEL LH-2)



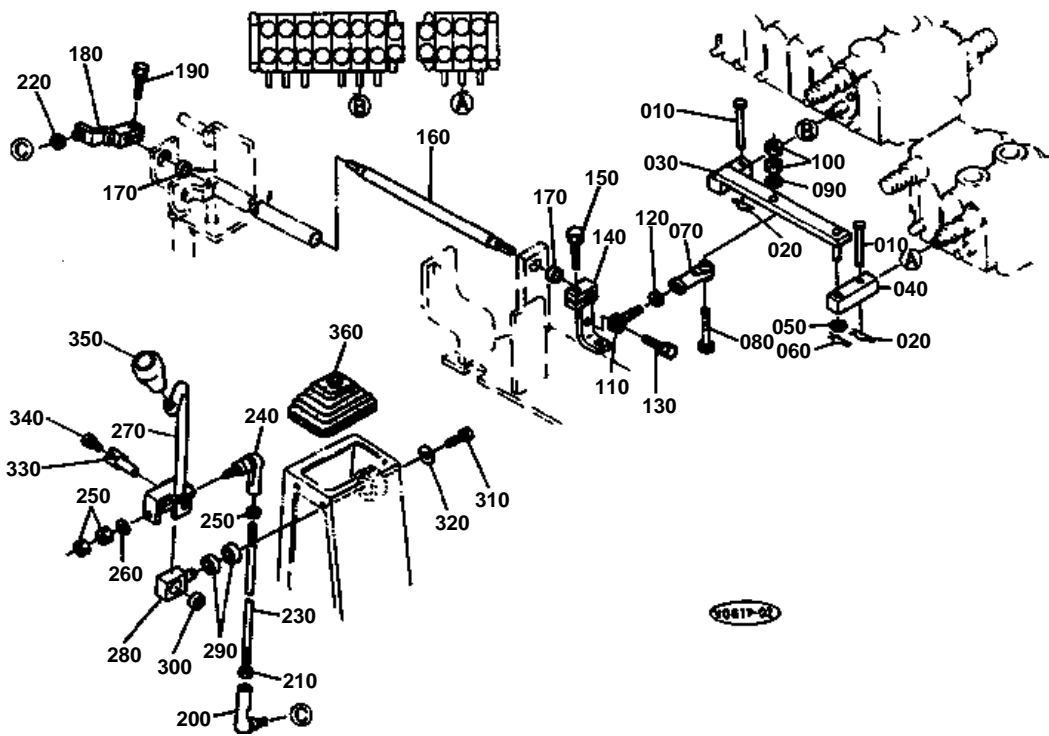


CONTROL LEVER (TRAVEL LH-2)

↔ Interchangeable; ≠ not interchangeable; ← new for old; → old for new

REF.No	Part No.	Description	Q'ty	S.No.	I/C	REMARKS	Weight (kgf)	Weight (lb)
010	68161-65362	PIN JOINT	2				0.001	0.0022
020	05525-60500	PIN SNAP	2				0.001	0.0022
030	68501-65440	ROD CONTROL	1	≤10566			0	0
030	68501-65443	ROD CONTROL	1	≥10567	←		0.3	0.66
035	68501-65450	ROD CONTROL	1	≤10566			0	0
035	68501-65453	ROD CONTROL	1	≥10567	←		0.25	0.55
040	68741-65450	LINK CONTROL	1				0.075	0.165
050	68501-65460	PIN	2	≤10566			0	0
050	68501-65463	PIN	2	≥10567	←		0.08	0.176
060	01133-61025	BOLT	2				0.02	0.044
070	68541-65430	LINK CONTROL	1				0.35	0.77
080	68021-62210	BUSH	2				0.004	0.0088
090	04013-60140	WASHER PLAIN	1				0.01	0.022
100	05511-60425	PIN SPLIT	1				0	0
110	68221-34310	END ROD LH	1				0.096	0.2112
120	68011-32680	NUT LOCK	1				0.006	0.0132
130	02116-60100	NUT	2				0.004	0.0088
140	04512-60100	WASHER SPRING	1				0.002	0.0044
150	68731-65460	ROD CONTROL	1				0.03	0.066
160	68221-34330	END ROD RH	1				0.1	0.22
170	02118-60100	NUT	3				0.006	0.0132
180	04512-60100	WASHER SPRING	1				0.002	0.0044
190	68548-65412	LEVER	1				0.48	1.056
200	68741-65410	BEARING NEEDLE	2				0.01	0.022
210	68748-65420	FULCRUM CONTROL	1				0.34	0.748
220	01133-61016	BOLT	1				0.018	0.0396
230	68221-34310	END ROD LH	1				0.096	0.2112
240	68011-32680	NUT LOCK	1				0.006	0.0132
250	02118-60100	NUT	2				0.006	0.0132
260	04512-60100	WASHER SPRING	1				0.002	0.0044
270	68748-65430	ROD CONTROL	1				0.2	0.44
280	68221-34330	END ROD RH	1				0.1	0.22
290	02118-60100	NUT	1				0.006	0.0132
300	04512-60100	WASHER SPRING	1				0.002	0.0044

CONTROL LEVER (TRAVEL RH-1)

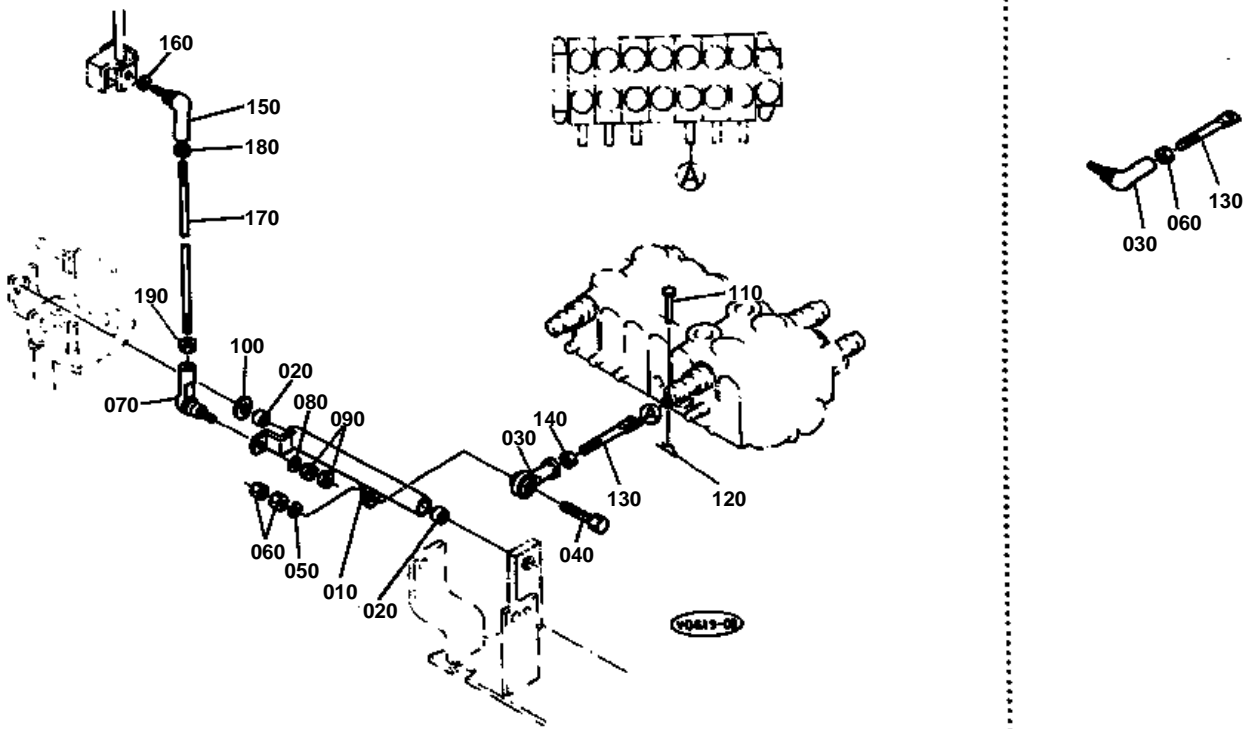


**CONTROL LEVER (TRAVEL RH-1)**

↔ Interchangeable; ≠ not interchangeable; ← new for old; → old for new

REF.No	Part No.	Description	Q'ty	S.No.	I/C	REMARKS	Weight (kgf)	Weight (lb)
010	68161-65362	PIN JOINT	2				0.001	0.0022
020	05525-60500	PIN SNAP	2				0.001	0.0022
030	68741-65270	LINK CONTROL	1				0.805	1.771
040	68741-65280	LINK CONTROL	1				0.233	0.5126
050	04013-60120	WASHER PLAIN	1				0.01	0.022
060	05515-61200	PIN SNAP	1				0.005	0.011
070	68551-33250	JOINT	1			EXCEPT KTC	0.067	0.1474
080	01173-61045	BOLT	1			EXCEPT KTC	0.03	0.066
090	04512-60100	WASHER SPRING	1			EXCEPT KTC	0.002	0.0044
100	02118-60100	NUT	2			EXCEPT KTC	0.006	0.0132
110	68111-65260	END ROD	1			EXCEPT KTC	0.055	0.121
120	02114-60100	NUT	1			EXCEPT KTC	0.008	0.0176
130	01133-61025	BOLT	1				0.02	0.044
140	68538-65330	LEVER	1				0.24	0.528
150	01133-61025	BOLT	1				0.02	0.044
160	68748-65340	FULCRUM CONTROL	1				0.5	1.1
170	68741-92160	BUSH	2				0.03	0.066
180	68748-65350	LEVER	1				0.18	0.396
190	01133-61025	BOLT	1				0.02	0.044
200	68221-34310	END ROD LH	1				0.096	0.2112
210	68011-32680	NUT LOCK	1				0.006	0.0132
220	04512-60100	WASHER SPRING	1				0.002	0.0044
230	68748-65360	ROD CONTROL	1				0.5	1.1
240	68221-34330	END ROD RH	1				0.1	0.22
250	02118-60100	NUT	3				0.006	0.0132
260	04512-60100	WASHER SPRING	1				0.002	0.0044
270	68538-65520	LEVER CONTROL RH	1			EXCEPT KUK KTC	0.85	1.87
270	68538-65520	LEVER CONTROL RH	1	≤10438		KTC	0.85	1.87
270	68538-65580	LEVER CONTROL RH	1	≥10439	←	KTC	0.89	1.958
280	68748-65522	PIN FULCRUM	1				0.14	0.308
290	08141-06002	BEARING BALL	2				0.029	0.0638
300	68748-65550	BEARING NEEDLE	1				0.03	0.066
310	01123-60816	BOLT	1				0.01	0.022
320	04015-60080	WASHER PLAIN	1				0.01	0.022
330	68748-65540	PIN FULCRUM	1				0.08	0.176
340	01023-60612	BOLT	1				0.008	0.0176
350	68773-65280	GRIP	1				0	0
360	68748-65590	RUBBER BELLOWS	1				0.07	0.154

CONTROL LEVER (TRAVEL RH-2)

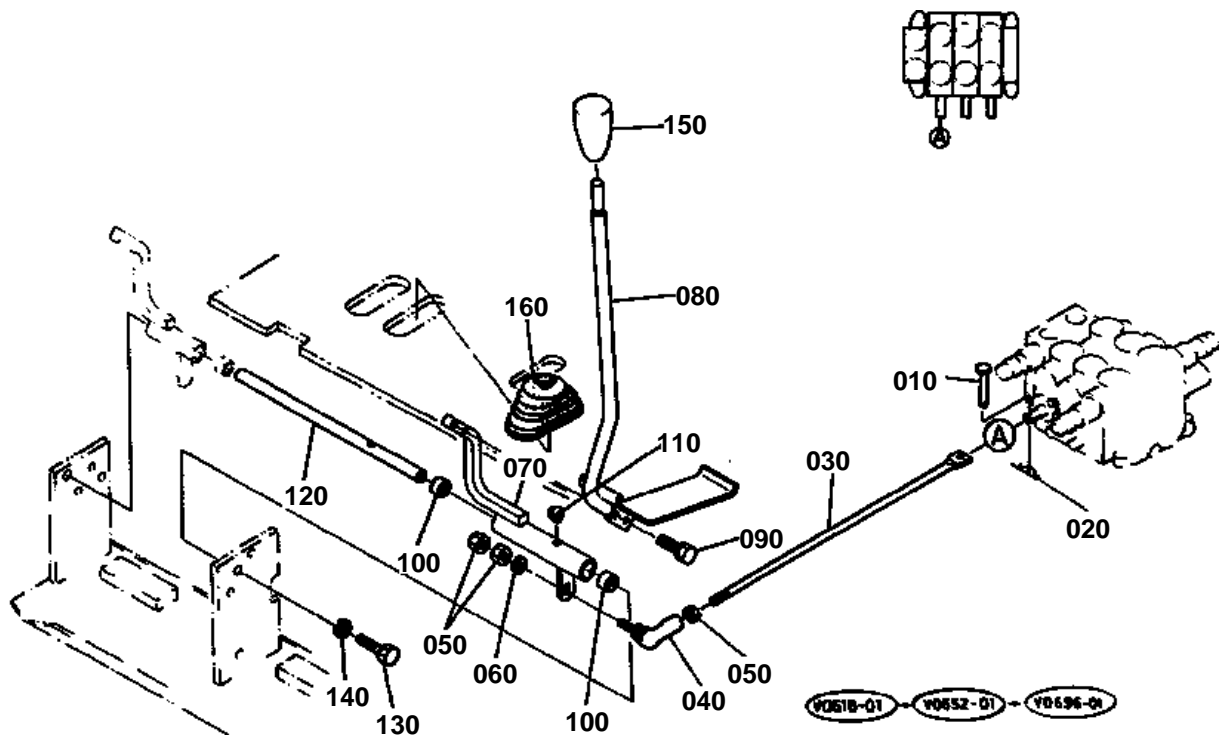


**CONTROL LEVER (TRAVEL RH-2)**

↔ Interchangeable; ≠ not interchangeable; ← new for old; → old for new

REF.No	Part No.	Description	Q'ty	S.No.	I/C	REMARKS	Weight (kgf)	Weight (lb)
010	68548-65380	LEVER	1	≤10664			0.64	1.408
010	68548-65382	LEVER	1	≥10665	≠		0	0
020	68741-65410	BEARING NEEDLE	2				0.01	0.022
030	68221-34330	END ROD RH	1	≤10664			0.1	0.22
030	68551-33250	JOINT	1	≥10665	≠		0.067	0.1474
040	01173-61040	BOLT	1	≥10665			0.03	0.066
050	04512-60100	WASHER SPRING	1				0.002	0.0044
060	02118-60100	NUT	3	≤10664			0.006	0.0132
060	02118-60100	NUT	2	≥10665			0.006	0.0132
070	68221-34310	END ROD LH	1				0.096	0.2112
080	04512-60100	WASHER SPRING	1				0.002	0.0044
090	02118-60100	NUT	2				0.006	0.0132
100	04013-60160	WASHER PLAIN	1				0.01	0.022
110	68021-32790	PIN	1				0.004	0.0088
120	05525-60500	PIN SNAP	1				0.001	0.0022
130	68748-65370	ROD CONTROL	1	≤10664			0.05	0.11
130	68548-65370	ROD CONTROL	1	≥10665	←		0.05	0.11
140	02114-60100	NUT	1	≥10665			0.008	0.0176
150	68221-34330	END ROD RH	1				0.1	0.22
160	04512-60100	WASHER SPRING	1				0.002	0.0044
170	68748-65390	ROD CONTROL	1				0.2	0.44
180	02118-60100	NUT	1				0.006	0.0132
190	68011-32680	NUT LOCK	1				0.006	0.0132

CONTROL LEVER (FRONT LH)

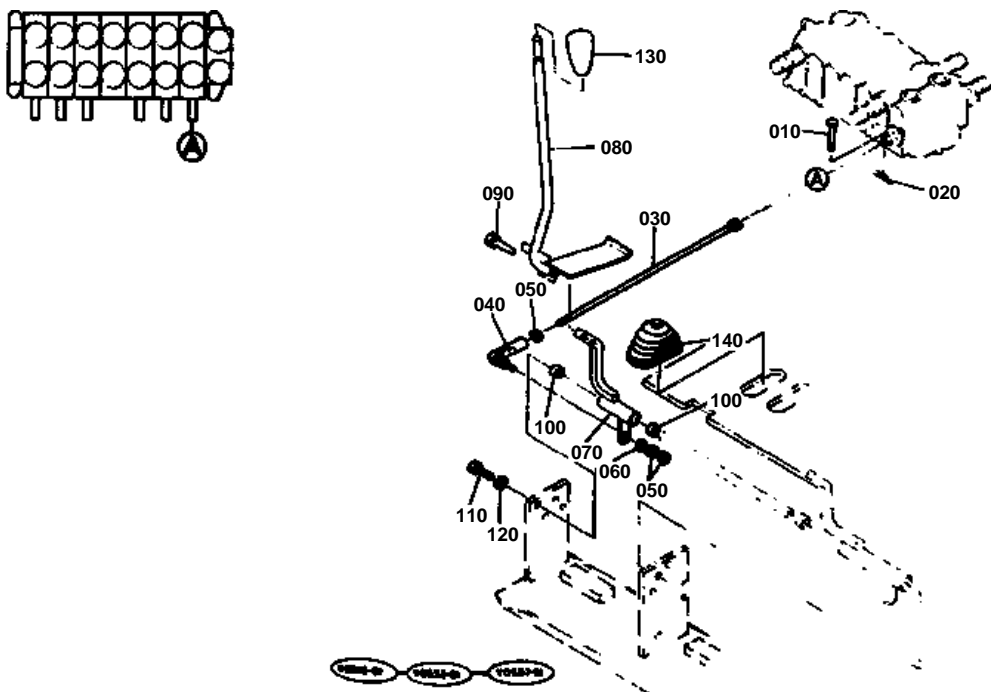


**CONTROL LEVER (FRONT LH)**

↔ Interchangeable; ≠ not interchangeable; ← new for old; → old for new

REF.No	Part No.	Description	Q'ty	S.No.	I/C	REMARKS	Weight (kgf)	Weight (lb)
010	68021-32790	PIN	1				0.004	0.0088
020	05525-60500	PIN SNAP	1				0.001	0.0022
030	68741-65340	ROD CONTROL	1	≤10566			0	0
030	68741-65344	ROD CONTROL	1	≥10567	←		0.37	0.814
040	68221-34330	END ROD RH	1				0.1	0.22
050	02118-60100	NUT	3				0.006	0.0132
060	04512-60100	WASHER SPRING	1				0.002	0.0044
070	68548-65350	ARM LEVER.LH	1				0.2	0.44
080	68548-65480	LEVER LH	1			EXCEPT KDG	1.05	2.31
090	01123-60816	BOLT	2				0.01	0.022
100	68741-65360	BEARING NEEDLE	2				0.02	0.044
110	68741-65430	CAP	1				0.001	0.0022
120	68541-65370	FULCRUM CONTROL	1				0.51	1.122
130	01176-61025	BOLT	1				0.02	0.044
140	04512-60100	WASHER SPRING	1				0.002	0.0044
150	59470-17850	GRIP	1				0.062	0.1364
160	68161-65162	RUBBER BELLOWS	1				0.062	0.1364

CONTROL LEVER (FRONT RH)

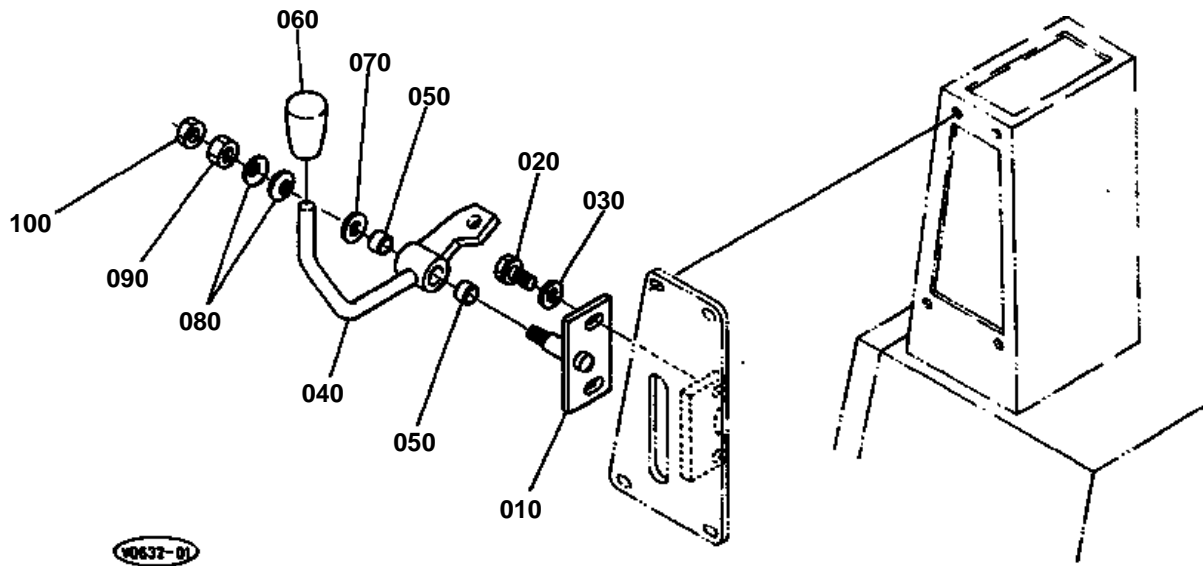


**CONTROL LEVER (FRONT RH)**

↔ Interchangeable; ≠ not interchangeable; ← new for old; → old for new

REF.No	Part No.	Description	Q'ty	S.No.	I/C	REMARKS	Weight (kgf)	Weight (lb)
010	68021-32790	PIN	1				0.004	0.0088
020	05525-60500	PIN SNAP	1				0.001	0.0022
030	68741-65340	ROD CONTROL	1	≤10566			0	0
030	68741-65344	ROD CONTROL	1	≥10567	←		0.37	0.814
040	68221-34330	END ROD RH	1				0.1	0.22
050	02118-60100	NUT	3				0.006	0.0132
060	04512-60100	WASHER SPRING	1				0.002	0.0044
070	68548-65360	ARM LEVER.RH	1				0.71	1.562
080	68548-65490	LEVER RH	1			EXCEPT KDG	1.02	2.244
090	01123-60816	BOLT	2				0.01	0.022
100	68741-65360	BEARING NEEDLE	2				0.02	0.044
110	01176-61025	BOLT	1				0.02	0.044
120	04512-60100	WASHER SPRING	1				0.002	0.0044
130	59470-17850	GRIP	1				0.062	0.1364
140	68161-65162	RUBBER BELLOWS	1				0.062	0.1364

CONTROL LEVER (SAFETY LOCK LEVER)



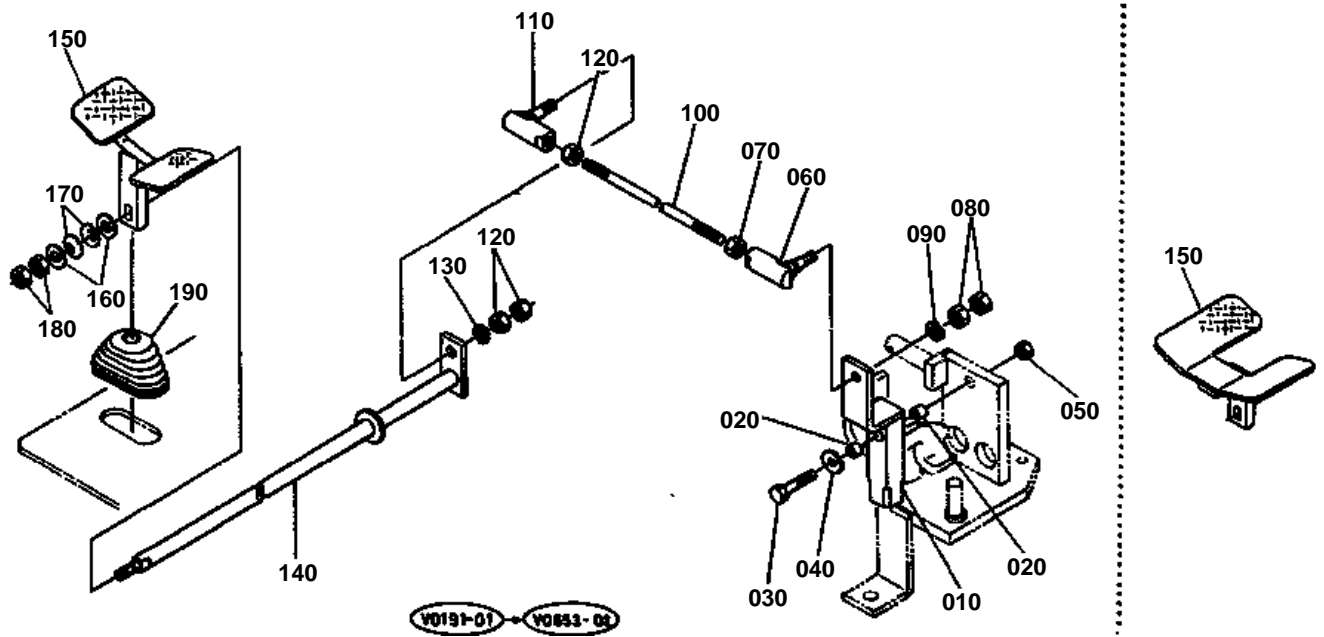


CONTROL LEVER (SAFETY LOCK LEVER)

↔ Interchangeable; ≠ not interchangeable; ← new for old; → old for new

REF.No	Part No.	Description	Q'ty	S.No.	I/C	REMARKS	Weight (kgf)	Weight (lb)
010	68548-65660	SHAFT LOCK LEVER	1				0.21	0.462
020	01133-61020	BOLT	2				0.02	0.044
030	04013-60100	WASHER PLAIN	2				0.003	0.0066
040	68548-65680	LEVER LOCK	1				0.44	0.968
050	08511-01412	BUSH	2				0.004	0.0088
060	37300-24560	GRIP LEVER	1				0.02	0.044
070	04013-60100	WASHER PLAIN	1				0.003	0.0066
080	68721-65740	SPRING PLATE	2				0.002	0.0044
090	02118-60100	NUT	1				0.006	0.0132
100	02116-60100	NUT	1				0.004	0.0088

CONTROL PEDAL (SWIVEL/SWING CHANGE)

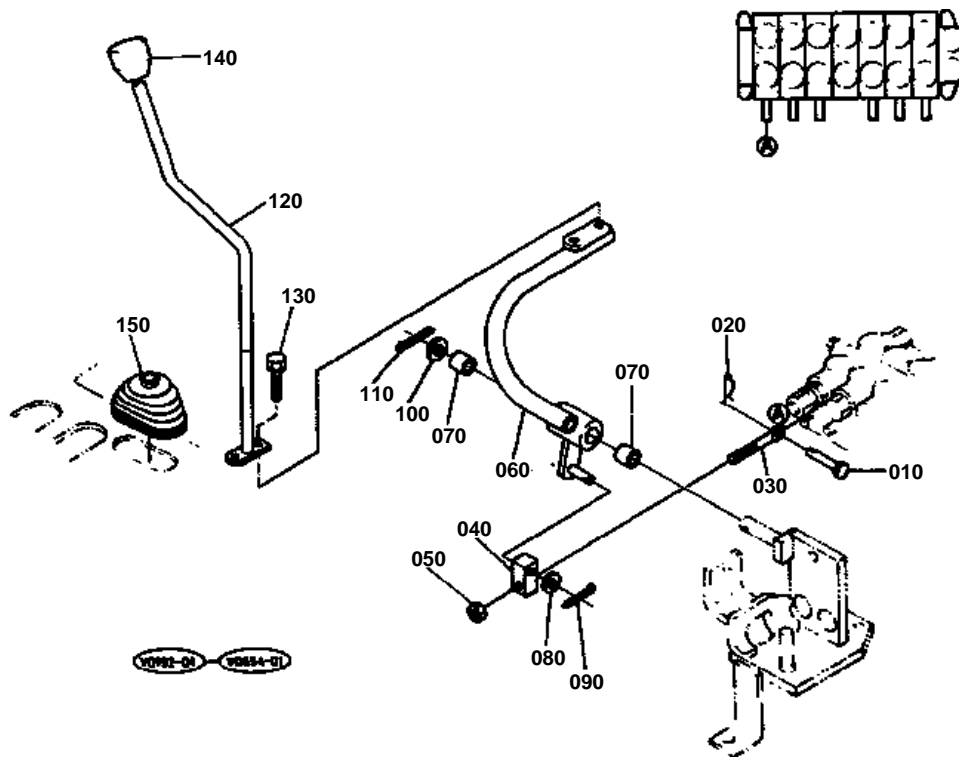


**CONTROL PEDAL (SWIVEL/SWING CHANGE)**

↔ Interchangeable; ≠ not interchangeable; ← new for old; → old for new

REF.No	Part No.	Description	Q'ty	S.No.	I/C	REMARKS	Weight (kgf)	Weight (lb)
010	68541-65610	LEVER CHANGE	1				0.52	1.144
020	08511-01210	BUSH	2				0.005	0.011
030	68741-65520	BOLT	1				0.06	0.132
040	04013-60120	WASHER PLAIN	1				0.01	0.022
050	02174-60120	NUT	1				0.01	0.022
060	68221-34310	END ROD LH	1				0.096	0.2112
070	68011-32680	NUT LOCK	1				0.006	0.0132
080	02118-60100	NUT	2				0.006	0.0132
090	04512-60100	WASHER SPRING	1				0.002	0.0044
100	68741-92360	ROD CONTROL	1				0.1	0.22
110	68221-34330	END ROD RH	1				0.1	0.22
120	02118-60100	NUT	3				0.006	0.0132
130	04512-60100	WASHER SPRING	1				0.002	0.0044
140	68541-65623	LEVER	1				0	0
150	68541-65632	PEDAL CHANGE	1	≤10438			0.39	0.858
150	68541-65633	PEDAL CHANGE	1	≥10439	←		0	0
160	04013-60100	WASHER PLAIN	2				0.003	0.0066
170	68721-65740	SPRING PLATE	2				0.002	0.0044
180	02118-60100	NUT	2				0.006	0.0132
190	68641-65910	RUBBER BELLOWS	1				0.044	0.0968

CONTROL LEVER (DOZER)



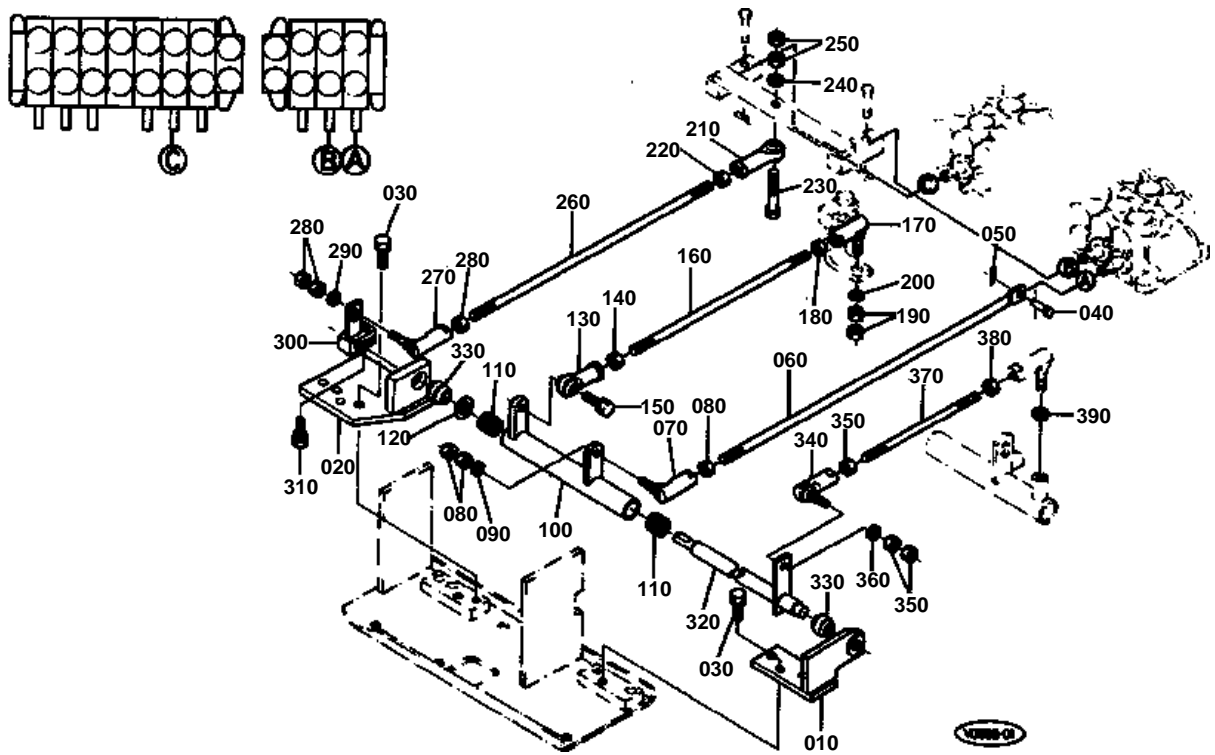


CONTROL LEVER (DOZER)

↔ Interchangeable; ≠ not interchangeable; ← new for old; → old for new

REF.No	Part No.	Description	Q'ty	S.No.	I/C	REMARKS	Weight (kgf)	Weight (lb)
010	68021-32790	PIN	1				0.004	0.0088
020	05525-60500	PIN SNAP	1				0.001	0.0022
030	68741-65610	ROD CONTROL	1				0.05	0.11
040	68741-65620	LINK CONTROL	1				0.1	0.22
050	02116-60100	NUT	1				0.004	0.0088
060	68531-65560	LEVER DOZER	1				0.84	1.848
070	08511-01615	BUSH	2				0.01	0.022
080	04013-60100	WASHER PLAIN	1				0.003	0.0066
090	05511-60325	PIN SPLIT	1				0	0
100	04013-60160	WASHER PLAIN	1				0.01	0.022
110	05511-60425	PIN SPLIT	1				0	0
120	68548-65610	LEVER DOZER	1				0.81	1.782
130	01123-60816	BOLT	2				0.01	0.022
140	59470-17850	GRIP	1				0.062	0.1364
150	68741-65580	RUBBER BELLOWS	1				0.7	1.54

CONTROL LEVER (H PATTERN) [KTC]



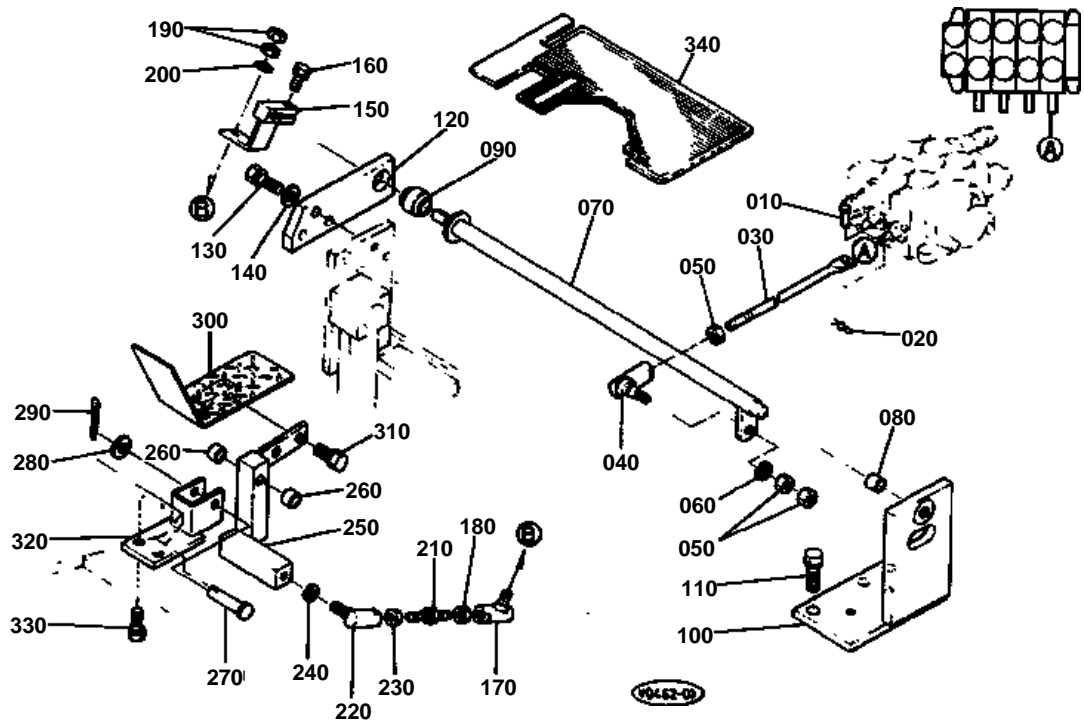


CONTROL LEVER (H PATTERN) [KTC]

↔ Interchangeable; ≠ not interchangeable; ← new for old; → old for new

REF.No	Part No.	Description	Q'ty	S.No.	I/C	REMARKS	Weight (kgf)	Weight (lb)
010	68541-65140	BRACKET	1				0.94	2.068
020	68548-92410	BRACKET	1				1.165	2.563
030	01133-61025	BOLT	4				0.02	0.044
040	68021-32790	PIN	1				0.004	0.0088
050	05525-60500	PIN SNAP	1				0.001	0.0022
060	68548-92420	ROD CONTRL	1				0.2	0.44
070	68221-34330	END ROD RH	1				0.1	0.22
080	02118-60100	NUT	3				0.006	0.0132
090	04512-60100	WASHER SPRING	1				0.002	0.0044
100	68548-92430	LEVER	1				0.75	1.65
110	68741-65360	BEARING NEEDLE	2				0.02	0.044
120	04011-60180	WASHER PLAIN	1				0.11	0.242
130	68551-33250	JOINT	1				0.067	0.1474
140	02114-60100	NUT	1				0.008	0.0176
150	01133-61025	BOLT	1				0.02	0.044
160	68641-65250	ROD CONTROL	1				0.11	0.242
170	68221-34310	END ROD LH	1				0.096	0.2112
180	68011-32680	NUT LOLK	1				0.006	0.0132
190	02116-60100	NUT	2				0.004	0.0088
200	04512-60100	WASHER SPRING	1				0.002	0.0044
210	68731-65250	JOINT	1				0.067	0.1474
220	68731-65240	NUT LOCK	1				0.01	0.022
230	01173-61045	BOLT	1				0.03	0.066
240	04512-60100	WASHER SPRING	1				0.002	0.0044
250	02118-60100	NUT	2				0.006	0.0132
260	68548-92440	ROD CONTROL	1				0.15	0.33
270	68221-34330	END ROD RH	1				0.1	0.22
280	02118-60100	NUT	3				0.006	0.0132
290	04512-60100	WASHER SPRING	1				0.002	0.0044
300	68548-92452	LEVER	1				0.155	0.341
310	01133-61025	BOLT	1				0.02	0.044
320	68548-92460	FULCRUM CONTROL	1				0.66	1.452
330	68741-92160	BUSH	2				0.03	0.066
340	68221-34330	END ROD LH	1				0.1	0.22
350	02118-60100	NUT	3				0.006	0.0132
360	04512-60100	WASHER SPRING	1				0.002	0.0044
370	68741-92370	ROD CONTROL	1				0.07	0.154
380	68011-32680	NUT LOCK	1				0.006	0.0132
390	04512-60100	WASHER SPRING	1				0.002	0.0044

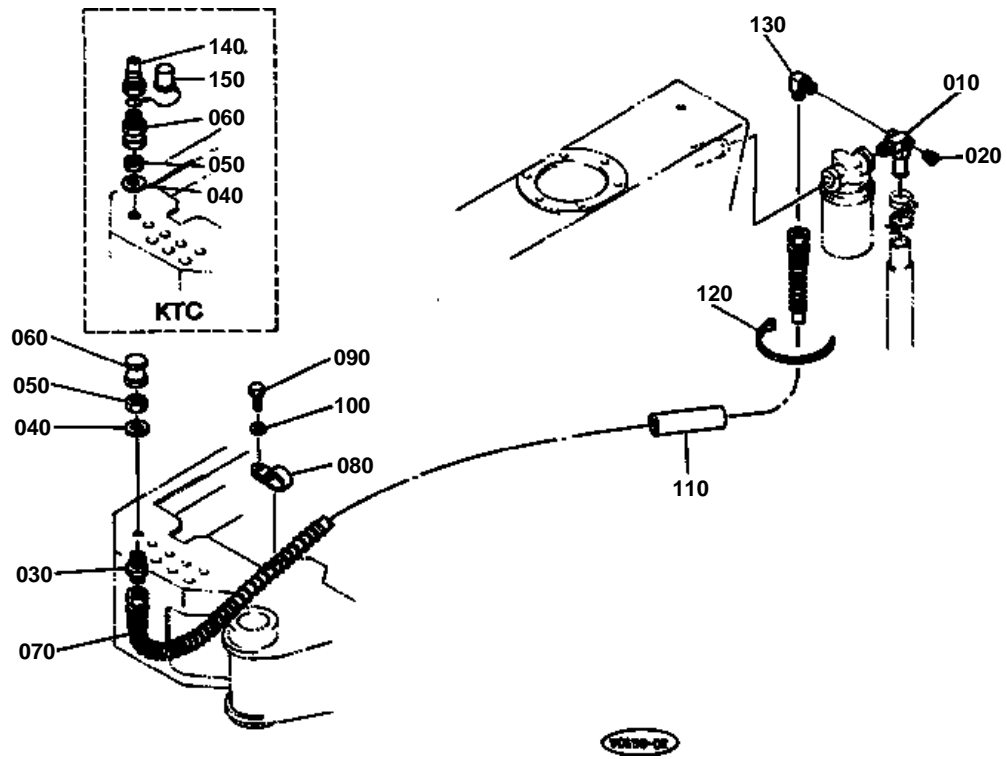
CONTROL LEVER (S/P)



**CONTROL LEVER (S/P)**

↔ Interchangeable; ≠ not interchangeable; ← new for old; → old for new

REF.No	Part No.	Description	Q'ty	S.No.	I/C	REMARKS	Weight (kgf)	Weight (lb)
010	68021-32790	PIN	1				0.004	0.0088
020	05525-60500	PIN SNAP	1				0.001	0.0022
030	68741-92390	ROD CONTROL	1				0.18	0.396
040	68221-34330	END ROD RH	1				0.1	0.22
050	02118-60100	NUT	3				0.006	0.0132
060	04512-60100	WASHER SPRING	1				0.002	0.0044
070	68541-92130	FULCRUM CONTROL	1				1.14	2.508
080	68021-62210	BUSH	1				0.004	0.0088
090	68741-92160	BUSH	1				0.03	0.066
100	68541-92140	BRACKET	1				2.08	4.576
110	01133-61025	BOLT	2				0.02	0.044
120	68541-92160	BRACKET	1				0.6	1.32
130	01133-61025	BOLT	3				0.02	0.044
140	04013-60100	WASHER PLAIN	3				0.003	0.0066
150	68731-92130	LEVER	1				0.198	0.4356
160	01133-61025	BOLT	1				0.02	0.044
170	68221-34310	END ROD LH	1				0.096	0.2112
180	68011-32680	NUT LOCK	1				0.006	0.0132
190	02118-60100	NUT	2				0.006	0.0132
200	04512-60100	WASHER SPRING	1				0.002	0.0044
210	68731-92180	ROD CONTROL	1				0.06	0.132
220	68221-34330	END ROD RH	1				0.1	0.22
230	02118-60100	NUT	1				0.006	0.0132
240	04512-60100	WASHER SPRING	1				0.002	0.0044
250	68531-92210	ARM PEDAL	1				0.85	1.87
260	08511-01210	BUSH	2				0.005	0.011
270	05122-61245	PIN JOINT	1				0.045	0.099
280	04013-60120	WASHER PLAIN	1				0.01	0.022
290	05511-60425	PIN SPLIT	1				0	0
300	68541-92220	PEDAL	1	<=10234			0	0
300	68541-92222	PEDAL	1	>=10235	←		0	0
310	01133-61020	BOLT	2				0.02	0.044
320	68531-92230	BRACKET	1				0.3	0.66
330	01133-61020	BOLT	2				0.02	0.044
340	68541-92260	MAT RUBBER	1				4.2	9.24

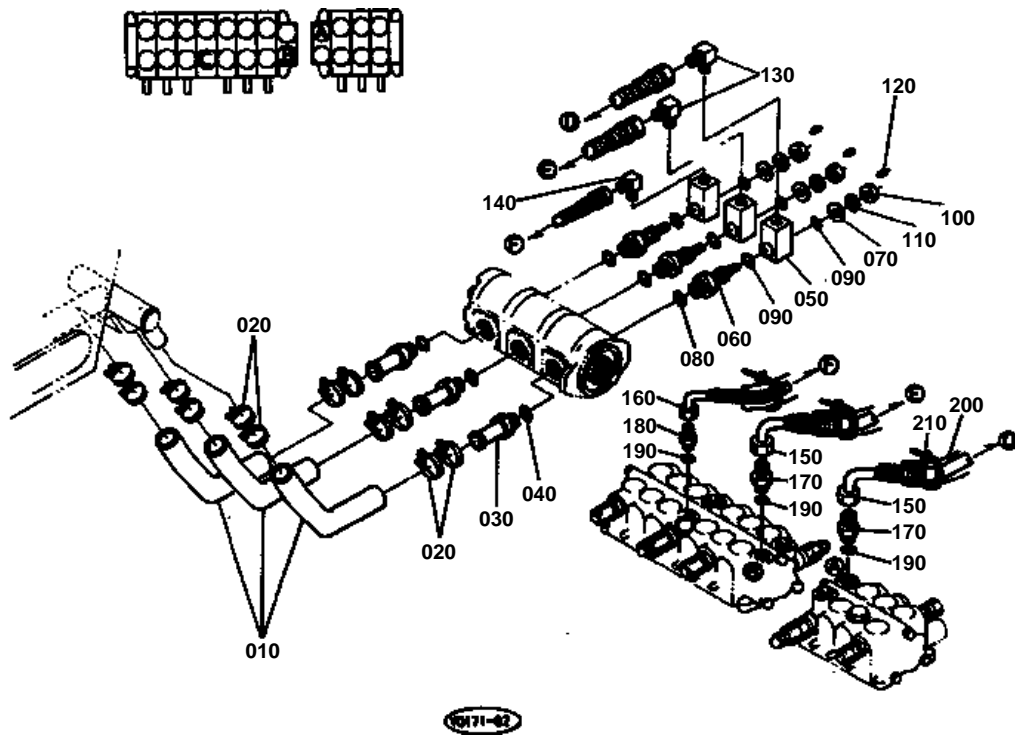




OIL PIPING (1) (OIL TANK) EXCEPT [EXP. KUK]

↔ Interchangeable; ≠ not interchangeable; ← new for old; → old for new

REF.No	Part No.	Description	Q'ty	S.No.	I/C	REMARKS	Weight (kgf)	Weight (lb)
010	68538-64390	JOINT FILTER	1				0.59	1.298
020	06312-10040	PLUG	1				0.04	0.088
030	68548-64540	ADAPTER	1				0.1	0.22
040	04011-60200	WASHER PLAIN	1				0	0
050	68131-61680	NUT	1				0.021	0.0462
060	68548-64550	PLUG	1			EXCEPT;KTC	0.1	0.22
060	68548-64550	PLUG	1	≤10438		KTC	0.1	0.22
060	68548-92710	ADAPTER	1	≥10439	≠	KTC	0.13	0.286
070	68538-64610	HOSE	1				1.85	4.07
080	68731-64380	BAND PIPE	1				0.035	0.077
090	01133-61016	BOLT	1				0.018	0.0396
100	04013-60100	WASHER PLAIN	1				0.003	0.0066
110	68741-64380	TUBE	1				0.04	0.088
120	55311-41260	BAND CORD	2				0.007	0.0154
130	68351-68550	ELBOW ADAPTER	1				0	0
140	70765-62870	CUPLER MALE	1	≥10439		KTC	0.08	0.176
150	90215-61140	CAP	1	≥10439		KTC	0.002	0.0044

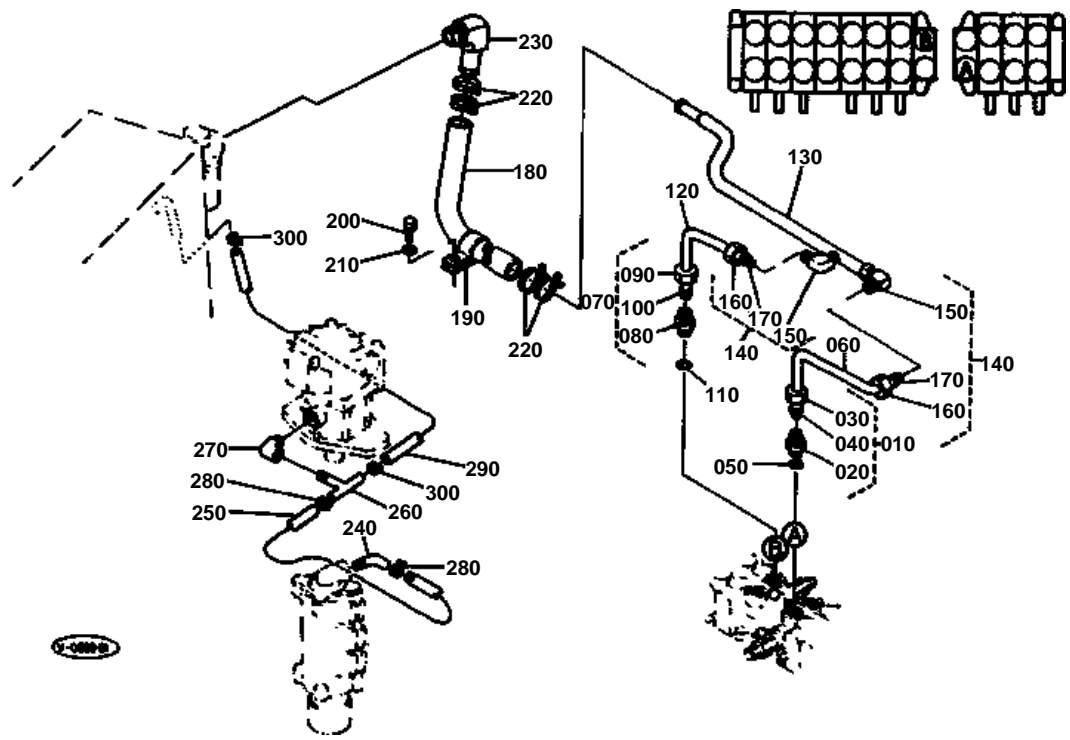


**OIL PIPING (2) (SUCTION & DELIVERY)**

↔ Interchangeable; ≠ not interchangeable; ← new for old; → old for new

REF.No	Part No.	Description	Q'ty	S.No.	I/C	REMARKS	Weight (kgf)	Weight (lb)
010	68531-63120	HOSE SUCTION	3				0.18	0.396
020	15231-72780	BAND	12				0.022	0.0484
030	68131-61210	CONNECTOR INLET	3				0.21	0.462
040	68131-61290	O RING	3				0.001	0.0022
050	68731-63290	FLANGE	3	≤10593			0	0
050	68731-63293	FLANGE	3	≥10594	←		0.4	0.88
060	68731-63270	BOLT FLANGE	3				0.125	0.275
070	68731-63280	WASHER	3				0.015	0.033
080	68011-62140	O RING	3				0.001	0.0022
090	04811-00160	RING	6	≤10438			0	0
090	04810-00160	RING	6	≥10439	≠		0	0
100	02174-60120	NUT	3				0.01	0.022
110	04512-60120	WASHER SPRING	3				0.005	0.011
120	06312-10030	PLUG	3				0.029	0.0638
130	68351-68550	ELBOW ADAPTER	2				0	0
140	68351-64190	ELBOW	1				0.15	0.33
150	68731-69210	HOSE	2				1.2	2.64
160	68531-69230	HOSE	1				0.9	1.98
170	68731-68260	ADAPTER	2				0.08	0.176
180	68161-68710	ADAPTER	1				0	0
190	04810-00140	RING	3				0	0
200	68721-64380	TUBE	3				0.03	0.066
210	55311-41260	BAND CORD	3				0.007	0.0154

OIL PIPING (3) (RETURN C/V TANK)



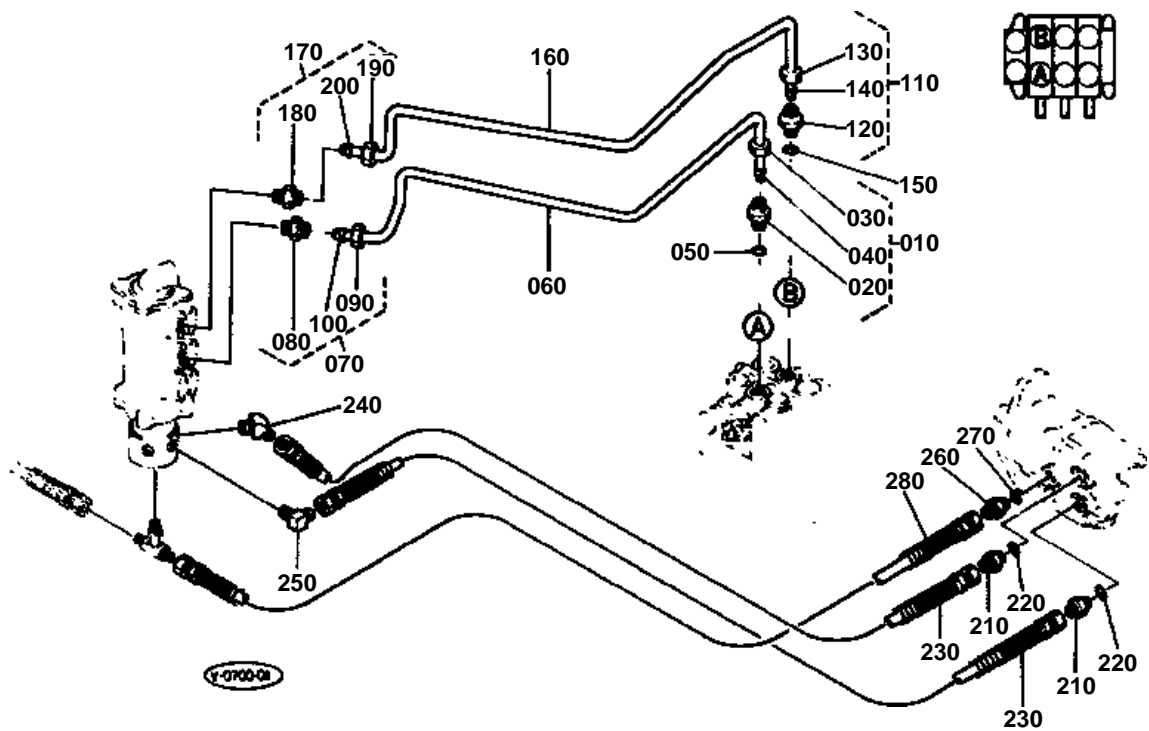


OIL PIPING (3) (RETURN C/V TANK)

↔ Interchangeable; ≠ not interchangeable; ← new for old; → old for new

REF.No	Part No.	Description	Q'ty	S.No.	I/C	REMARKS	Weight (kgf)	Weight (lb)
010	68741-68350	CONNECTOR	1				0.16	0.352
020	68741-68430	BODY	1				0.1	0.22
030	68741-68470	NUT	1				0	0
040	68741-68490	SLEEVE	1				0	0
050	04810-00180	RING	1				0	0
060	68531-64320	PIPE HYDRAULIC	1				0.38	0.836
070	68741-68350	CONNECTOR	1				0.16	0.352
080	68741-68430	BODY	1				0.1	0.22
090	68741-68470	NUT	1				0	0
100	68741-68490	SLEEVE	1				0	0
110	04810-00180	RING	1				0	0
120	68531-64330	PIPE HYDRAULIC	1				0.32	0.704
130	68761-64350	PIPE RETURN	1				1.38	3.036
140	68741-68370	ELBOW	2				0.07	0.154
150	68741-68450	BODY	2				0.19	0.418
160	68741-68470	NUT	2				0	0
170	68741-68490	SLEEVE	2				0	0
180	68531-64360	HOSE RETURN	1				0.54	1.188
190	68731-64380	BAND PIPE	1				0.035	0.077
200	01133-61016	BOLT	1				0.018	0.0396
210	04013-60100	WASHER PLAIN	1				0.003	0.0066
220	15231-72780	BAND	4				0.022	0.0484
230	68551-63540	PIPE RETURN	1			EXP. KUK	0.47	1.034
240	68741-64560	JOINT BREATHER PIPE	1				0	0
250	68741-64612	HOSE	1	≤11470			0	0
250	68531-64630	HOSE	1	≥11471	≠		0.1	0.22
260	68111-63720	TEE ADAPTER	1				0.08	0.176
270	68171-68710	ADAPTER	1				0.063	0.1386
280	15109-73360	BAND PIPE	2	≤11470			0.01	0.022
280	09318-89020	CLAMP HOSE	2	≥11471	≠		0.02	0.044
290	68741-64620	HOSE	1	≤11470			0	0
290	68531-64640	HOSE	1	≥11471	≠		0.25	0.55
300	15109-73360	BAND PIPE	2	≤11470			0.01	0.022
300	09318-89020	CLAMP HOSE	2	≥11471	≠		0.02	0.044

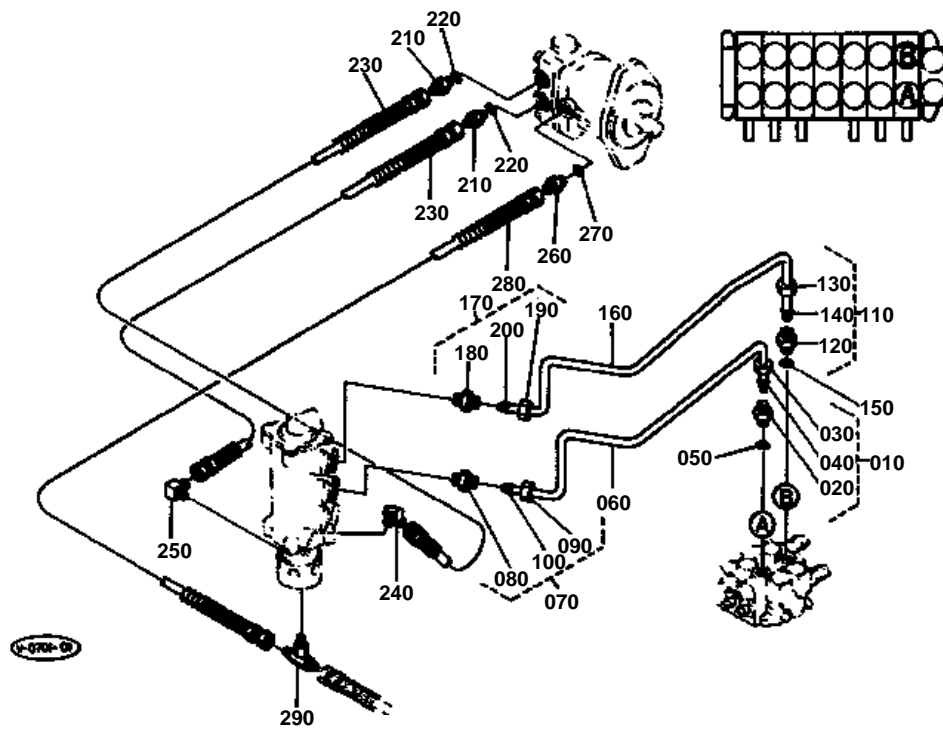
OIL PIPING (4) (TRAVEL LH)



**OIL PIPING (4) (TRAVEL LH)**

↔ Interchangeable; ≠ not interchangeable; ← new for old; → old for new

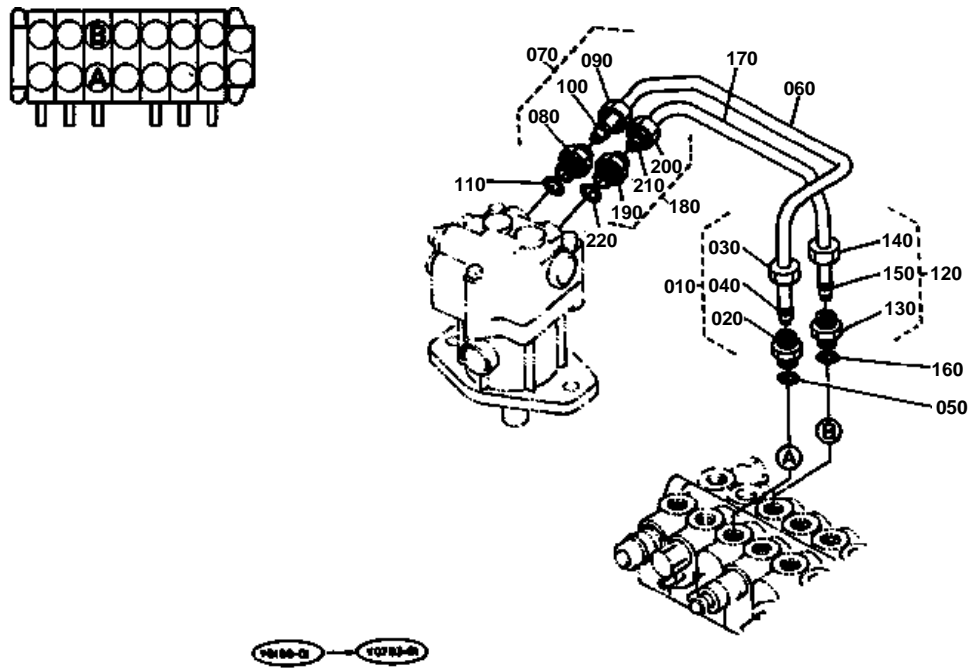
REF.No	Part No.	Description	Q'ty	S.No.	I/C	REMARKS	Weight (kgf)	Weight (lb)
010	68741-68310	CONNECTOR	1				0.08	0.176
020	68741-68380	BODY	1				0	0
030	68741-68460	NUT	1				0	0
040	68741-68480	SLEEVE	1				0	0
050	04810-00140	RING	1				0	0
060	68531-63840	PIPE HYDRAULIC	1				0.35	0.77
070	68741-68330	CONNECTOR	1				0.7	1.54
080	68741-68410	BODY	1				0	0
090	68741-68460	NUT	1				0	0
100	68741-68480	SLEEVE	1				0	0
110	68741-68310	CONNECTOR	1				0.08	0.176
120	68741-68380	BODY	1				0	0
130	68741-68460	NUT	1				0	0
140	68741-68480	SLEEVE	1				0	0
150	04810-00140	RING	1				0	0
160	68531-63850	PIPE HYDRAULIC	1				0.35	0.77
170	68741-68330	CONNECTOR	1				0.7	1.54
180	68741-68410	BODY	1				0	0
190	68741-68460	NUT	1				0	0
200	68741-68480	SLEEVE	1				0	0
210	68161-68710	ADAPTER	2				0	0
220	04810-00140	RING	2				0	0
230	68741-69370	HOSE	2				0.75	1.65
240	68011-62190	ELBOW	1				0.06	0.132
250	68021-62440	ELBOW	1				0	0
260	68051-63620	ADAPTER	1				0.06	0.132
270	04810-00140	RING	1				0	0
280	68761-69390	HOSE	1				0.39	0.858



**OIL PIPING (5) (TRAVEL RH)**

↔ Interchangeable; ≠ not interchangeable; ← new for old; → old for new

REF.No	Part No.	Description	Q'ty	S.No.	I/C	REMARKS	Weight (kgf)	Weight (lb)
010	68741-68310	CONNECTOR	1				0.08	0.176
020	68741-68380	BODY	1				0	0
030	68741-68460	NUT	1				0	0
040	68741-68480	SLEEVE	1				0	0
050	04810-00140	RING	1				0	0
060	68531-63860	PIPE HYDRAULIC	1				0.3	0.66
070	68741-68330	CONNECTOR	1				0.7	1.54
080	68741-68410	BODY	1				0	0
090	68741-68460	NUT	1				0	0
100	68741-68480	SLEEVE	1				0	0
110	68741-68310	CONNECTOR	1				0.08	0.176
120	68741-68380	BODY	1				0	0
130	68741-68460	NUT	1				0	0
140	68741-68480	SLEEVE	1				0	0
150	04810-00140	RING	1				0	0
160	68531-63870	PIPE HYDRAULIC	1				0.33	0.726
170	68741-68330	CONNECTOR	1				0.7	1.54
180	68741-68410	BODY	1				0	0
190	68741-68460	NUT	1				0	0
200	68741-68480	SLEEVE	1				0	0
210	68161-68710	ADAPTER	2				0	0
220	04810-00140	RING	2				0	0
230	68741-69370	HOSE	2				0.75	1.65
240	68011-62190	ELBOW	1				0.06	0.132
250	68021-62440	ELBOW	1				0	0
260	68051-63620	ADAPTER	1				0.06	0.132
270	04810-00140	RING	1				0	0
280	68761-69390	HOSE	1				0.39	0.858
290	68741-64580	ADAPTER	1				0.132	0.2904

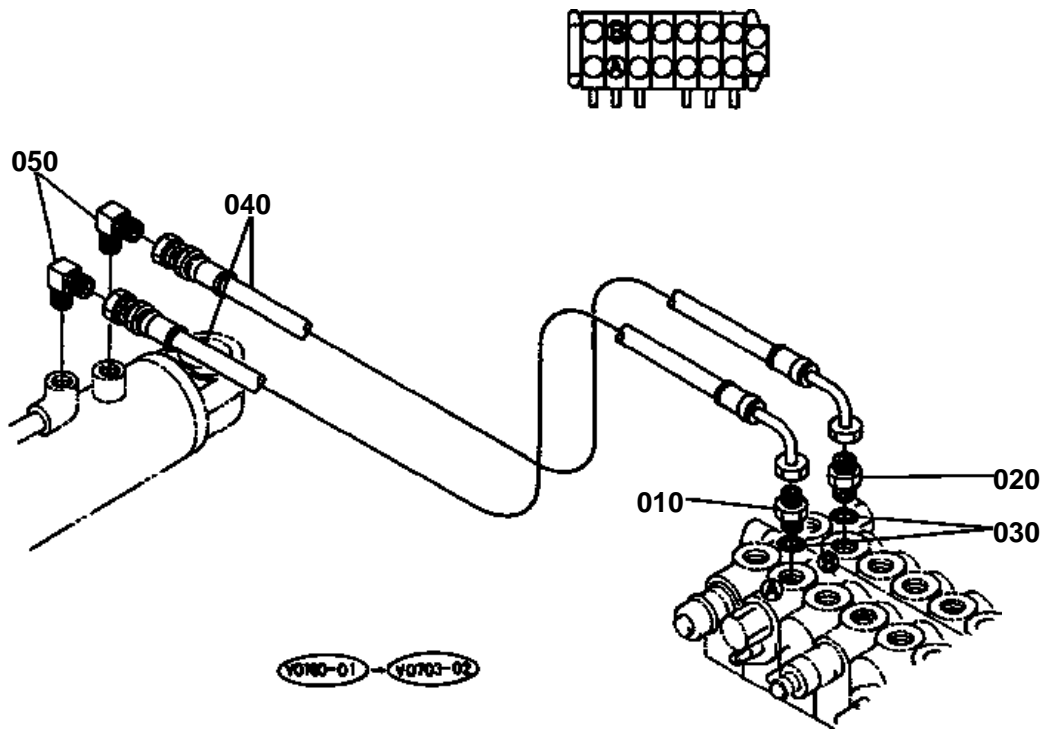




OIL PIPING (6) (SWIVEL)

↔ Interchangeable; ≠ not interchangeable; ← new for old; → old for new

REF.No	Part No.	Description	Q'ty	S.No.	I/C	REMARKS	Weight (kgf)	Weight (lb)
010	68741-68310	CONNECTOR	1				0.08	0.176
020	68741-68380	BODY	1				0	0
030	68741-68460	NUT	1				0	0
040	68741-68480	SLEEVE	1				0	0
050	04810-00140	RING	1				0	0
060	68531-63980	PIPE HYDRAULIC	1				0.26	0.572
070	68741-68310	CONNECTOR	1				0.08	0.176
080	68741-68380	BODY	1				0	0
090	68741-68460	NUT	1				0	0
100	68741-68480	SLEEVE	1				0	0
110	04810-00140	RING	1				0	0
120	68741-68310	CONNECTOR	1				0.08	0.176
130	68741-68380	BODY	1				0	0
140	68741-68460	NUT	1				0	0
150	68741-68480	SLEEVE	1				0	0
160	04810-00140	RING	1				0	0
170	68531-63990	PIPE HYDRAULIC	1				0.19	0.418
180	68741-68310	CONNECTOR	1				0.08	0.176
190	68741-68380	BODY	1				0	0
200	68741-68460	NUT	1				0	0
210	68741-68480	SLEEVE	1				0	0
220	04810-00140	RING	1				0	0





OIL PIPING (7) (SWING)

↔ Interchangeable; ≠ not interchangeable; ← new for old; → old for new

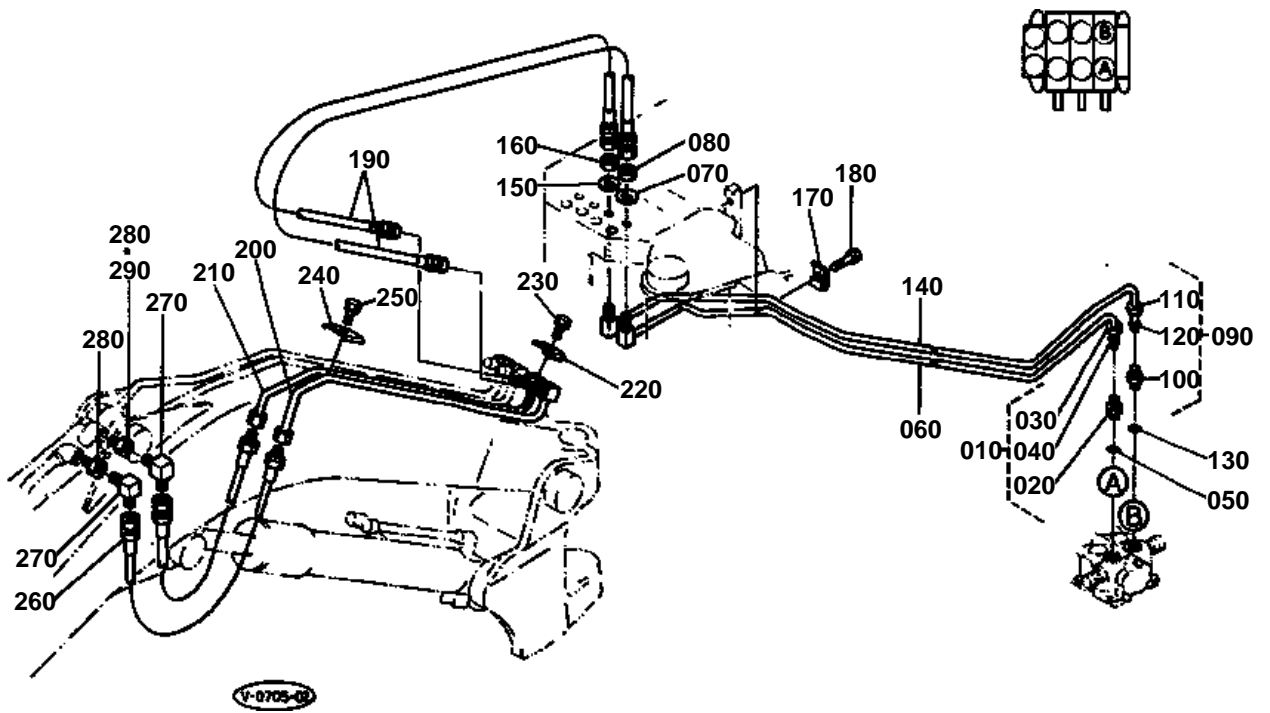
REF.No	Part No.	Description	Q'ty	S.No.	I/C	REMARKS	Weight (kgf)	Weight (lb)
010	68531-68740	ADAPTER	1				0.06	0.132
020	68531-68750	ADAPTER	1				0.055	0.121
030	04810-00140	RING	2				0	0
040	68531-69280	HOSE	2				0.19	0.418
050	68331-63230	ELBOW ADAPTER	2				0	0

**OIL PIPING (8) (BOOM)**

↔ Interchangeable; ≠ not interchangeable; ← new for old; → old for new

REF.No	Part No.	Description	Q'ty	S.No.	I/C	REMARKS	Weight (kgf)	Weight (lb)
010	68741-68310	CONNECTOR	1				0.08	0.176
020	68741-68380	BODY	1				0	0
030	68741-68460	NUT	1				0	0
040	68741-68480	SLEEVE	1				0	0
050	04810-00140	RING	1				0	0
060	68531-63790	PIPE HYDRAULIC	1				0.55	1.21
070	68741-68340	CONNECTOR	1				0.15	0.33
080	68741-68420	BODY	1				0.07	0.154
090	68741-68470	NUT	1				0	0
100	68741-68490	SLEEVE	1				0	0
110	04810-00140	RING	1				0	0
120	68741-68340	CONNECTOR	1				0.15	0.33
130	68741-68420	BODY	1				0.07	0.154
140	68741-68470	NUT	1				0	0
150	68741-68490	SLEEVE	1				0	0
160	04810-00140	RING	1				0	0
170	68531-63880	PIPE HYDRAULIC	1				0.6	1.32
180	04011-60200	WASHER PLAIN	1				0	0
190	68131-61680	NUT	1				0.021	0.0462
200	68741-68360	CONNECTOR	1				0.15	0.33
210	68741-68440	BODY	1				0.08	0.176
220	68741-68470	NUT	1				0	0
230	68741-68490	SLEEVE	1				0	0
240	68531-63920	PIPE HYDRAULIC	1				0.6	1.32
250	04011-60200	WASHER PLAIN	1				0	0
260	68131-61680	NUT	1				0.021	0.0462
270	68741-63740	CLAMP	1				0.084	0.1848
280	01133-61035	BOLT	1				0.027	0.0594
290	68741-93260	HOSE	2			EXCEPT KDG	0.67	1.474
300	68741-68510	ADAPTER	2				0.737	1.6214
310	68741-68580	BOLT	1				0.09	0.198
320	04013-60120	WASHER PLAIN	1				0.01	0.022
330	05511-60440	PIN SPLIT	1				0	0
340	68541-69310	HOSE	2				0.53	1.166
350	68351-68540	ADAPTER	2				0	0

OIL PIPING (9) (ARM)

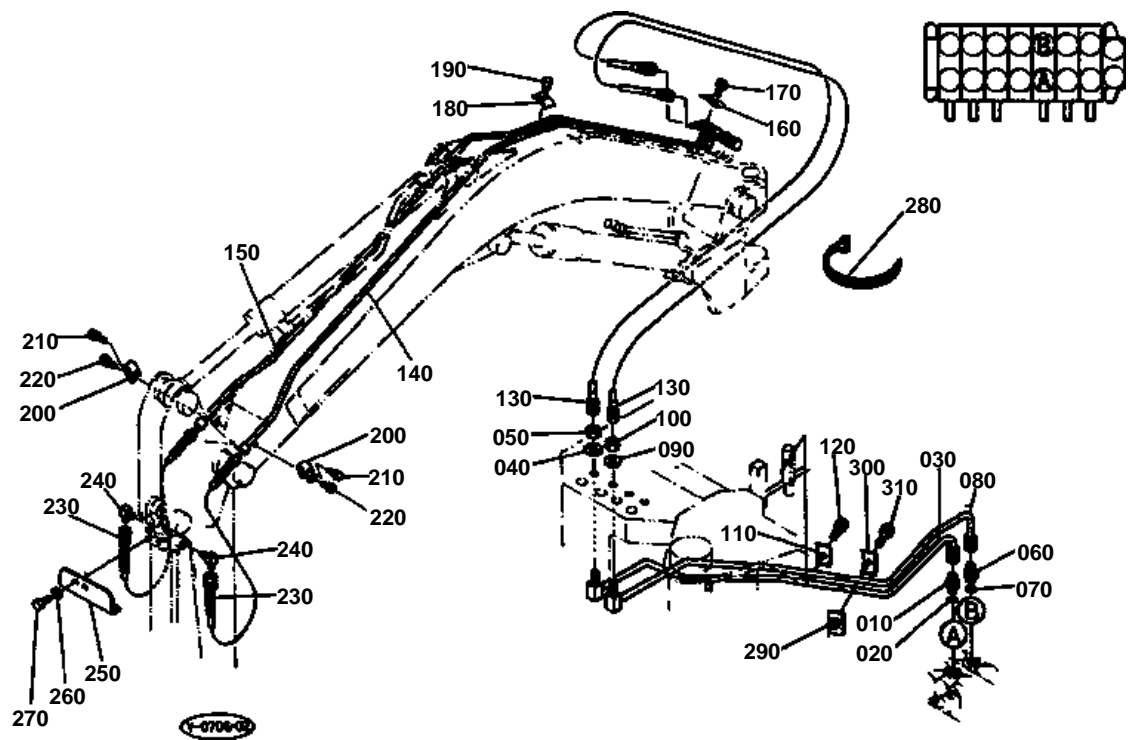


**OIL PIPING (9) (ARM)**

↔ Interchangeable; ≠ not interchangeable; ← new for old; → old for new

REF.No	Part No.	Description	Q'ty	S.No.	I/C	REMARKS	Weight (kgf)	Weight (lb)
010	68741-68310	CONNECTOR	1				0.08	0.176
020	68741-68380	BODY	1				0	0
030	68741-68460	NUT	1				0	0
040	68741-68480	SLEEVE	1				0	0
050	04810-00140	RING	1				0	0
060	68531-63770	PIPE HYDRAULIC	1				0.74	1.628
070	04011-60160	WASHER PLAIN	1				0.01	0.022
080	68741-63610	NUT	1				0.099	0.2178
090	68741-68310	CONNECTOR	1				0.08	0.176
100	68741-68380	BODY	1				0	0
110	68741-68460	NUT	1				0	0
120	68741-68480	SLEEVE	1				0	0
130	04810-00140	RING	1				0	0
140	68531-63780	PIPE HYDRAULIC	1				0.6	1.32
150	04011-60160	WASHER PLAIN	1				0.01	0.022
160	68741-63610	NUT	1				0.099	0.2178
170	68741-63740	CLAMP	1			EXCEPT KTC	0.084	0.1848
170	68548-68910	CLAMP	1			KTC	0.175	0.385
180	01133-61030	BOLT	1				0.023	0.0506
190	68741-93270	HOSE	2			EXCEPT KDG	0.47	1.034
200	68541-68620	PIPE HYDRAULIC	1				0.51	1.122
210	68541-68630	PIPE HYDRAULIC	1				0.53	1.166
220	68741-63740	CLAMP	1			EXCEPT KTC	0.084	0.1848
220	68548-68910	CLAMP	1			KTC	0.175	0.385
230	01133-61030	BOLT	1			EXCEPT KTC	0.023	0.0506
230	01133-61045	BOLT	1			KTC	0.035	0.077
240	68741-63740	CLAMP	1				0.084	0.1848
250	01133-61030	BOLT	1				0.023	0.0506
260	68741-93280	HOSE	2				0.28	0.616
270	68021-62440	ELBOW	2				0	0
280	68641-68150	ADAPTER	2			EXCEPT KTC	0.07	0.154
280	68641-68150	ADAPTER	2		≤10438	KTC	0.07	0.154
280	68641-68150	ADAPTER	1		≥10439	KTC	0.07	0.154
290	68241-76260	ADAPTER	1		≥10439	KTC	0.085	0.187

OIL PIPING (10) (BUCKET)

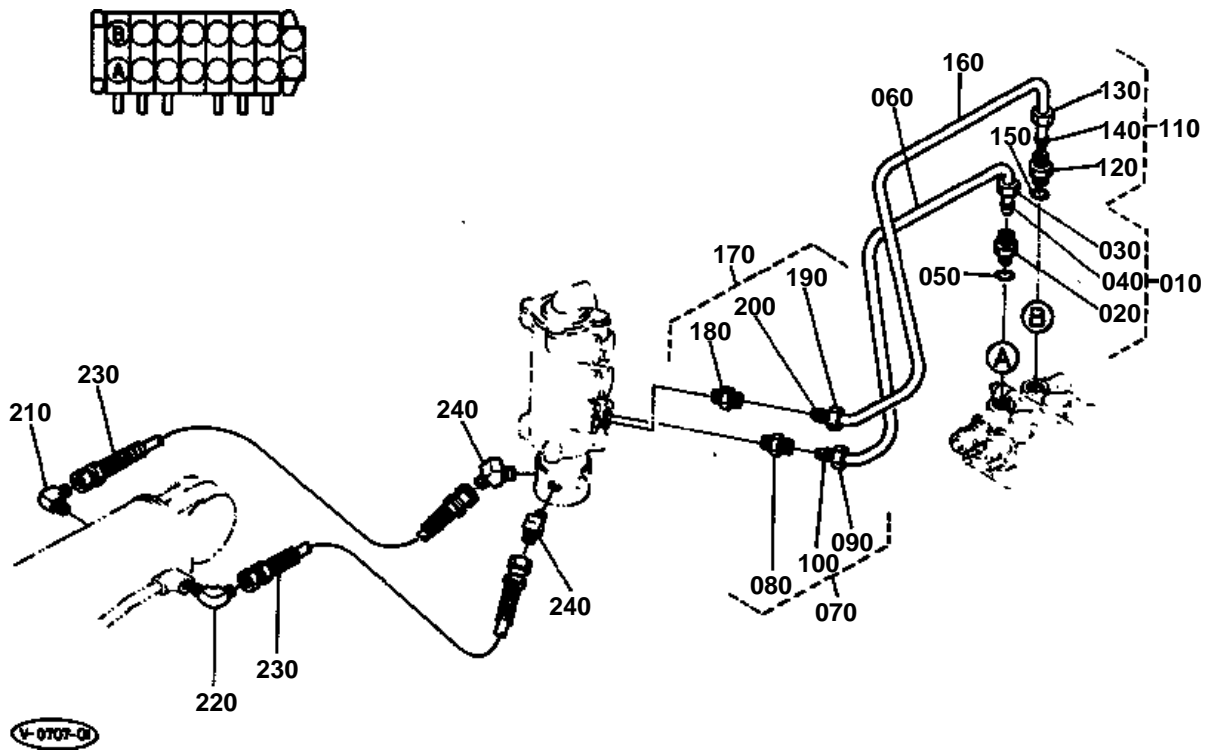




OIL PIPING (10) (BUCKET)

↔ Interchangeable; ≠ not interchangeable; ← new for old; → old for new

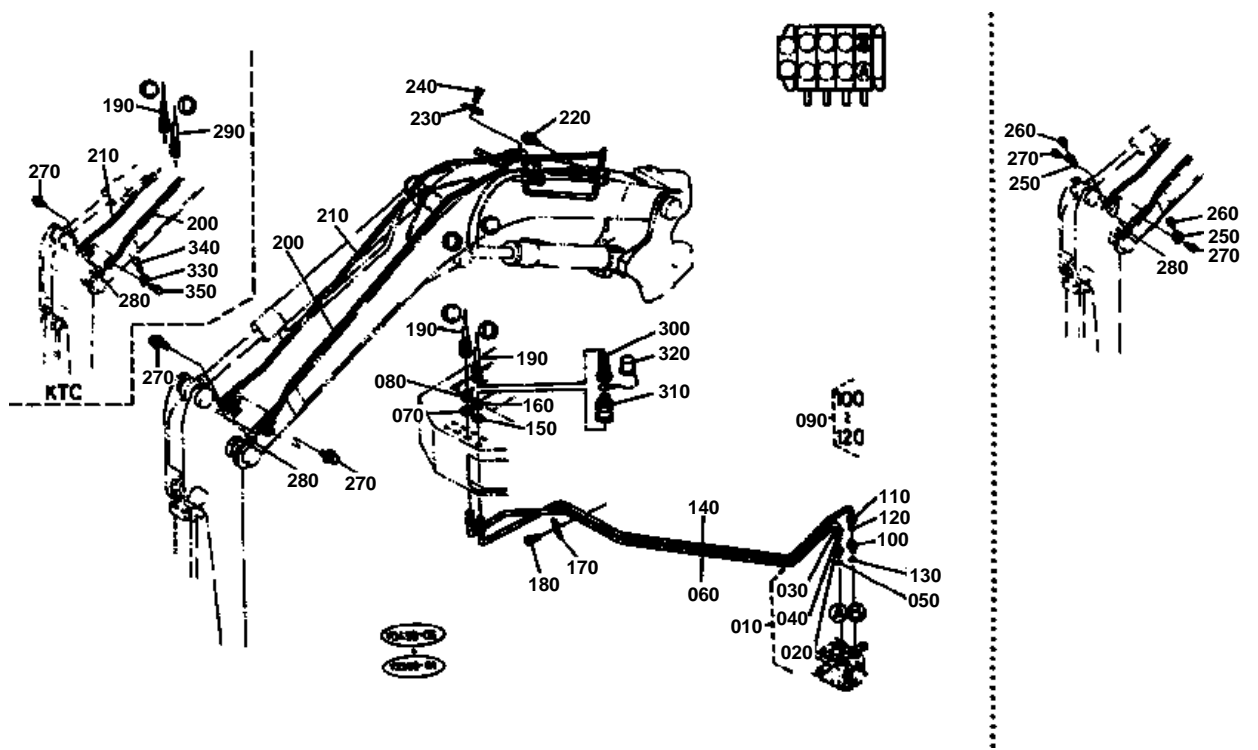
REF.No	Part No.	Description	Q'ty	S.No.	I/C	REMARKS	Weight (kgf)	Weight (lb)
010	68161-68710	ADAPTER	1				0	0
020	04810-00140	RING	1				0	0
030	68531-63930	PIPE HYDRAULIC	1				0.4	0.88
040	04011-60160	WASHER PLAIN	1				0.01	0.022
050	68741-63610	NUT	1				0.099	0.2178
060	68161-68710	ADAPTER	1				0	0
070	04810-00140	RING	1				0	0
080	68531-63940	PIPE HYDRAULIC	1				0.6	1.32
090	04011-60160	WASHER PLAIN	1				0.01	0.022
100	68741-63610	NUT	1				0.099	0.2178
110	68741-63740	CLAMP	1				0.084	0.1848
120	01133-61030	BOLT	1				0.023	0.0506
130	68741-93270	HOSE	2			EXCEPT KDG	0.47	1.034
140	68741-93240	PIPE HYDRAULIC	1				1.05	2.31
150	68741-93250	PIPE HYDRAULIC	1				1.05	2.31
160	68741-63740	CLAMP	1				0.084	0.1848
170	01133-61030	BOLT	1				0.023	0.0506
180	68741-63740	CLAMP	1				0.084	0.1848
190	01133-61030	BOLT	1				0.023	0.0506
200	68351-68850	CLAMP	2				0.082	0.1804
210	01123-60835	BOLT	2				0.02	0.044
220	01133-61025	BOLT	2				0.02	0.044
230	68741-69350	HOSE	2				0.65	1.43
240	68021-62440	ELBOW	2				0	0
250	68541-68860	PROTECTOR	1				0.66	1.452
260	04013-60120	WASHER PLAIN	2				0.01	0.022
270	01133-61220	BOLT	2				0.033	0.0726
280	55311-41260	BAND CORD	1	≤10343			0.007	0.0154
280	71585-11190	BAND CORD	1	≥10344	↔		0.002	0.0044
290	68531-63750	CLAMP	1	≥11051			0.085	0.187
300	68741-63740	CLAMP	1	≥11051			0.084	0.1848
310	01133-61035	BOLT	1	≥11051			0.027	0.0594



**OIL PIPING (11) (DOZER)**

↔ Interchangeable; ≠ not interchangeable; ← new for old; → old for new

REF.No	Part No.	Description	Q'ty	S.No.	I/C	REMARKS	Weight (kgf)	Weight (lb)
010	68741-68310	CONNECTOR	1				0.08	0.176
020	68741-68380	BODY	1				0	0
030	68741-68460	NUT	1				0	0
040	68741-68480	SLEEVE	1				0	0
050	04810-00140	RING	1				0	0
060	68531-64130	PIPE HYDRAULIC	1				0.3	0.66
070	68741-68330	CONNECTOR	1				0.7	1.54
080	68741-68410	BODY	1				0	0
090	68741-68460	NUT	1				0	0
100	68741-68480	SLEEVE	1				0	0
110	68741-68310	CONNECTOR	1				0.08	0.176
120	68741-68380	BODY	1				0	0
130	68741-68460	NUT	1				0	0
140	68741-68480	SLEEVE	1				0	0
150	04810-00140	RING	1				0	0
160	68531-64150	PIPE HYDRAULIC	1				0.34	0.748
170	68741-68330	CONNECTOR	1				0.7	1.54
180	68741-68410	BODY	1				0	0
190	68741-68460	NUT	1				0	0
200	68741-68480	SLEEVE	1				0	0
210	68331-63230	ELBOW ADAPTER	1				0	0
220	68741-68960	POPPET	1				0.051	0.1122
230	68741-69360	HOSE	2				0.4	0.88
240	68171-76440	ADAPTER	2				0.03	0.066



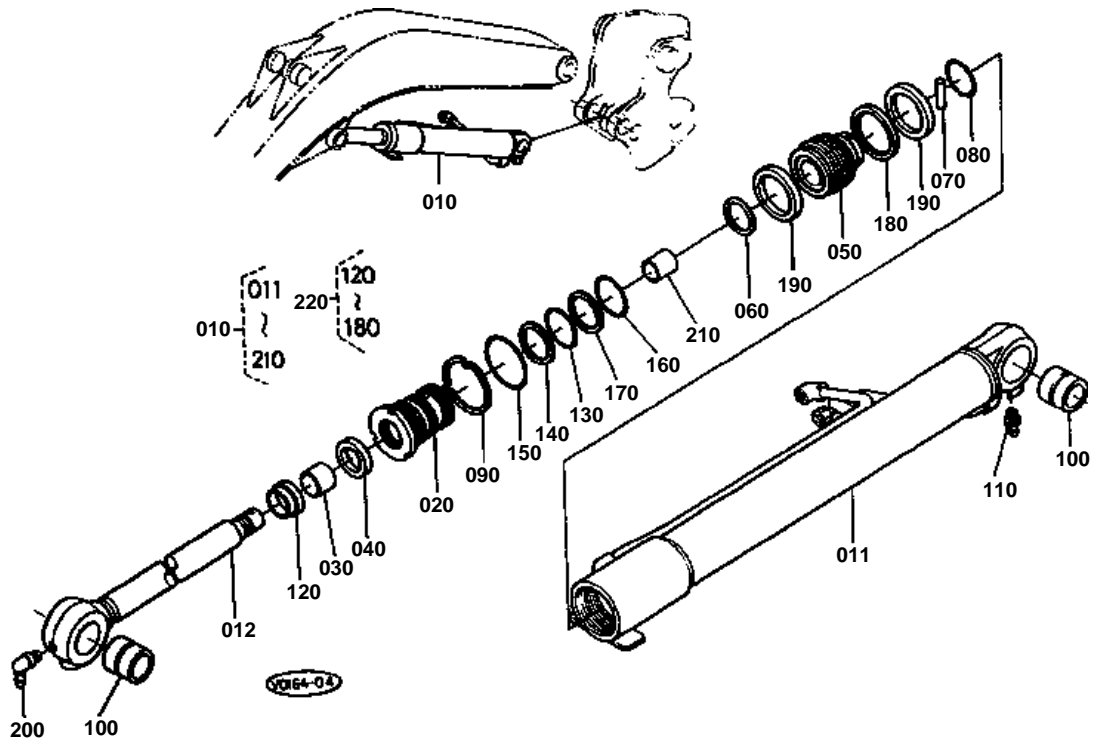


OIL PIPING (12) (S/P)

↔ Interchangeable; ≠ not interchangeable; ← new for old; → old for new

REF.No	Part No.	Description	Q'ty	S.No.	I/C	REMARKS	Weight (kgf)	Weight (lb)
010	68741-68340	CONNECTOR	1				0.15	0.33
020	68741-68420	BODY	1				0.07	0.154
030	68741-68470	NUT	1				0	0
040	68741-68490	SLEEVE	1				0	0
050	04810-00140	RING	1				0	0
060	68531-92610	PIPE HYDRAULIC	1				1.2	2.64
070	04011-60200	WASHER PLAIN	1				0	0
080	68131-61680	NUT	1				0.021	0.0462
090	68741-68340	CONNECTOR	1				0.15	0.33
100	68741-68420	BODY	1				0.07	0.154
110	68741-68470	NUT	1				0	0
120	68741-68490	SLEEVE	1				0	0
130	04810-00140	RING	1				0	0
140	68531-92620	PIPE HYDRAULIC	1				1.2	2.64
150	04011-60200	WASHER PLAIN	1				0	0
160	68131-61680	NUT	1				0.021	0.0462
170	68741-63740	CLAMP	1				0.084	0.1848
180	01133-61035	BOLT	1				0.027	0.0594
190	68761-93270	HOSE	2			EXCEPT KDG KTC	0.7	1.54
190	68761-93270	HOSE	2	≤10438		KTC	0.7	1.54
190	68761-93270	HOSE	1	≥10439		KTC	0.7	1.54
200	68541-92650	PIPE HYDRAULIC	1	≤11221		EXP.	0	0
200	68541-92652	PIPE HYDRAULIC	1	≥11222	←	EXP.	2.2	4.84
200	68541-92650	PIPE HYDRAULIC	1	≤10438		KTC	0	0
200	68538-92650	PIPE HYDRAULIC	1	≥10439	≠	KTC	4	8.8
210	68741-93550	PIPE HYDRAULIC	1	≤11221			0	0
210	68741-93552	PIPE HYDRAULIC	1	≥11222	←		2.2	4.84
220	01133-61230	BOLT	1				0.04	0.088
230	68741-63740	CLAMP	1			EXCEPT KTC	0.084	0.1848
230	68741-63740	CLAMP	1	≤10438		KTC	0.084	0.1848
230	68548-68910	CLAMP	1	≥10439	≠	KTC	0.175	0.385
240	01133-61035	BOLT	1			EXCEPT KTC	0.027	0.0594
240	01133-61035	BOLT	1	≤10438		KTC	0.027	0.0594
240	01133-61045	BOLT	1	≥10439	≠	KTC	0.035	0.077
250	68741-68930	CLAMP	2	≤11221		EXCEPT KTC	0.14	0.308
250	68741-68930	CLAMP	1	≤11221		KTC	0.14	0.308
260	01133-61035	BOLT	2	≤11221		EXCEPT KTC	0.027	0.0594
260	01133-61035	BOLT	1	≤11221		KTC	0.027	0.0594
270	01133-61020	BOLT	2	≤11221			0.02	0.044
270	01135-61025	BOLT	2	≥11222	≠		0.04	0.088
270	01133-61020	BOLT	1	≤11221		KTC	0.02	0.044
270	01135-61025	BOLT	1	≥11222	≠	KTC	0.04	0.088
280	06312-10040	PLUG	2				0.04	0.088
290	68548-92630	HOSE	1	≥10439		KTC	1.5	3.3
300	68817-68100	ASSY COUPLER	1	≥10439		KTC	0.46	1.012
310	68548-92710	ADAPTER	1	≥10439		KTC	0.13	0.286
320	90215-61140	CAP	1	≥10439		KTC	0.002	0.0044
330	68741-68930	CLAMP	1	≤10438		KTC	0.14	0.308
330	68548-68950	CLAMP	1	≥10439		KTC	0.17	0.374
340	01133-61035	BOLT	1	≤10438		KTC	0.027	0.0594
340	01133-61045	BOLT	1	≥10439		KTC	0.035	0.077
350	01133-61020	BOLT	1			KTC	0.02	0.044

BOOM CYLINDER & COMPONENT PARTS



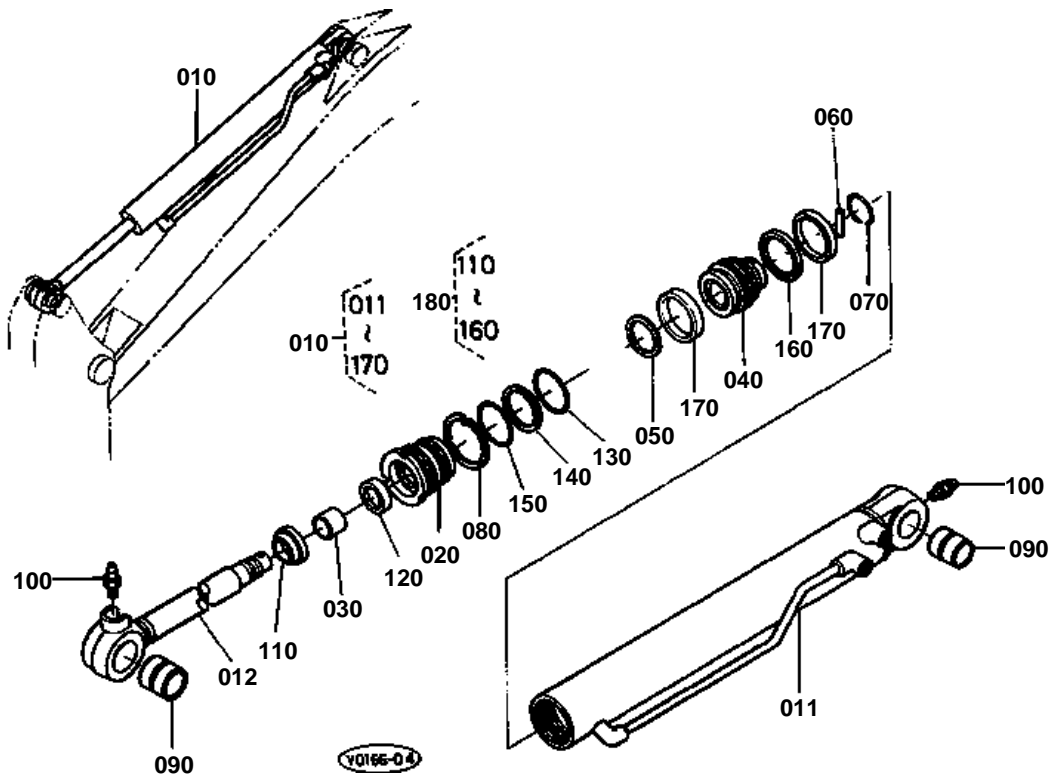


BOOM CYLINDER & COMPONENT PARTS

↔ Interchangeable; ≠ not interchangeable; ← new for old; → old for new

REF.No	Part No.	Description	Q'ty	S.No.	I/C	REMARKS	Weight (kgf)	Weight (lb)
010	68541-67502	ASSY CYLINDER BOOM	1				25	55
011	68541-71310	ASSY TUBE CYLINDER	1				12.5	27.5
012	68541-71320	ASSY ROD PISTON	1				7	15.4
020	68541-71330	CYLINDER HEAD	1				2.56	5.632
030	68021-71180	BUSH	1				0.065	0.143
040	68111-92140	U-RING	1				0.02	0.044
050	68741-72510	PISTON	1				1.64	3.608
060	68741-71160	SHIM SET	1				0.01	0.022
070	68741-71350	PIN	1				0	0
080	68741-71360	RING SNAP	1				0.004	0.0088
090	68741-71380	WASHER LOCK	1				0.026	0.0572
100	68351-67660	BUSH PIN	2				0.262	0.5764
110	06611-15010	NIPPLE GREASE	1				0.01	0.022
120	68741-71210	RING WIPER	1				0.02	0.044
130	68021-71160	O RING	1				0.009	0.0198
140	68741-71390	RING BACK UP	1				0.006	0.0132
150	68741-71410	O RING	1				0.004	0.0088
160	04810-00650	O RING	1				0.008	0.0176
170	68741-71430	RING BACK UP	1				0.003	0.0066
180	68741-71440	ASSY RING SEAL	1				0.03	0.066
190	68741-71450	RING SLIDE	2				0.03	0.066
200	06616-35010	NIPPLE GREASE	1				0.009	0.0198
210	68741-72770	BEARING	1				0.466	1.0252
220	68541-91020	KIT REPAIR	1			OPTION	0.08	0.176

ARM CYLINDER & COMPONENT PARTS

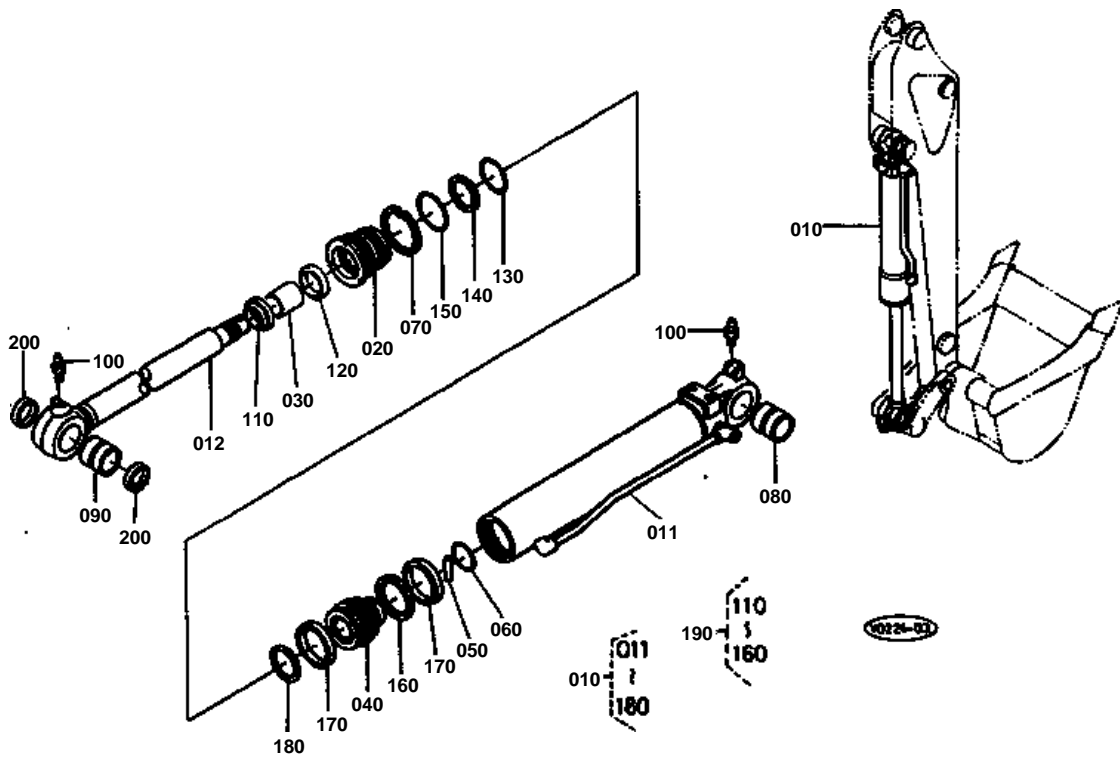




ARM CYLINDER & COMPONENT PARTS

↔ Interchangeable; ≠ not interchangeable; ← new for old; → old for new

REF.No	Part No.	Description	Q'ty	S.No.	I/C	REMARKS	Weight (kgf)	Weight (lb)
010	68541-67600	ASSY CYLINDER ARM	1				26	57.2
011	68541-71510	ASSY TUBE CYLINDER	1				14.4	31.68
012	68541-71520	ASSY ROD PISTON	1				8.5	18.7
020	68761-72630	CYLINDER HEAD	1				1.41	3.102
030	68021-71180	BUSH	1				0.065	0.143
040	68731-72610	PISTON	1				1.24	2.728
050	68741-71540	SHIM SET	1				0.007	0.0154
060	68741-71170	PIN	1				0.003	0.0066
070	68741-71180	RING SNAP	1				0.003	0.0066
080	68741-71190	WASHER LOCK	1				0.014	0.0308
090	68351-67660	BUSH PIN	2				0.262	0.5764
100	06611-15010	NIPPLE GREASE	2				0.01	0.022
110	68741-71210	RING WIPER	1				0.02	0.044
120	68111-92140	U-RING	1				0.02	0.044
130	69201-91370	O RING	1				0.001	0.0022
140	68541-71540	RING BACK UP	1				0.002	0.0044
150	04810-50700	O RING	1				0.002	0.0044
160	68741-71270	ASSY RING SEAL	1				0.01	0.022
170	68741-71280	RING SLIDE	2				0.03	0.066
180	68541-91030	KIT REPAIR CYLINDER	1			OPTION	0.06	0.132



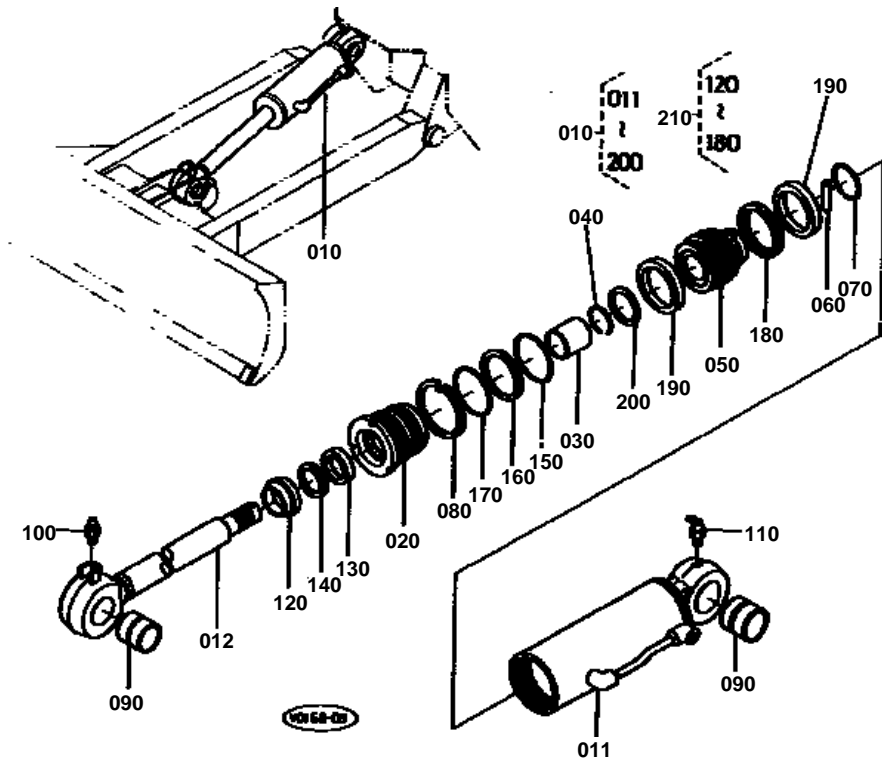


BUCKET CYLINDER & COMPONENT PARTS [KH-61(H)]

↔ Interchangeable; ≠ not interchangeable; ← new for old; → old for new

REF.No	Part No.	Description	Q'ty	S.No.	I/C	REMARKS	Weight (kgf)	Weight (lb)
010	68531-67800	ASSY CYLINDER BUCKET	1				23.6	51.92
011	68741-71710	ASSY TUBE CYLINDER	1				12.3	27.06
012	68741-71720	ASSY ROD PISTON	1				8	17.6
020	68741-72630	CYLINDER HEAD	1				1.7	3.74
030	68131-64140	BUSH	1				0.09	0.198
040	68773-71750	PISTON	1				1.3	2.86
050	68741-71770	PIN	1				0.005	0.011
060	68741-71780	RING SNAP	1				0.004	0.0088
070	68021-71150	WASHER LOCK	1				0.02	0.044
080	68351-67660	BUSH PIN	1				0.262	0.5764
090	68351-67770	BUSH PIN	1				0.208	0.4576
100	06611-15010	NIPPLE GREASE	2				0.01	0.022
110	68741-71790	RING WIPER	1				0.01	0.022
120	68371-92140	U-RING	1				0.03	0.066
130	04810-50700	O RING	1				0.002	0.0044
140	68741-72640	RING BACK UP	1				0.002	0.0044
150	04810-50750	RING	1				0.003	0.0066
160	68741-71840	ASSY RING SEAL	1				0.01	0.022
170	68741-71850	RING SLIDE	2				0.02	0.044
180	68741-71160	SHIM SET	1				0.01	0.022
190	68741-91060	KIT SEAL BUCKET CYL.	1			OPTION	0.055	0.121
200	68741-66780	SEAL DUST	2				0.01	0.022

DOZER CYLINDER & COMPONENT PARTS



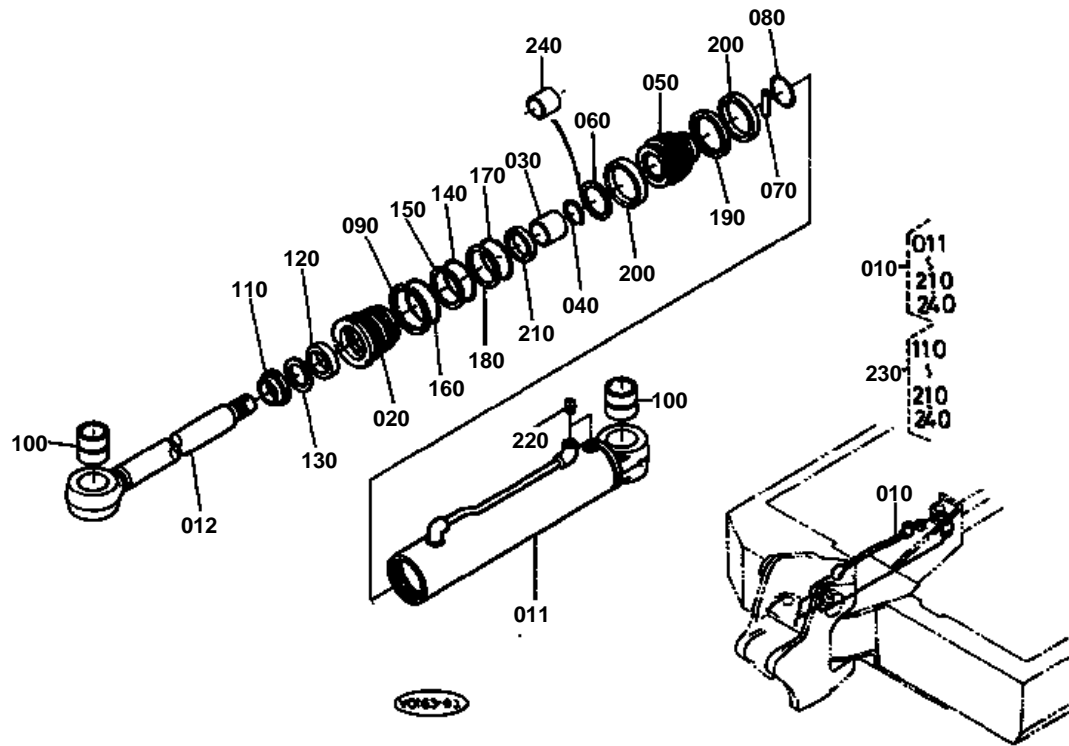


DOZER CYLINDER & COMPONENT PARTS

↔ Interchangeable; ≠ not interchangeable; ← new for old; → old for new

REF.No	Part No.	Description	Q'ty	S.No.	I/C	REMARKS	Weight (kgf)	Weight (lb)
010	68541-75100	ASSY CYLINDER DOZER	1				23	50.6
011	68741-71910	ASSY TUBE CYLINDER	1				10.3	22.66
012	68741-71920	ASSY ROD PISTON	1				6	13.2
020	68741-71930	CYLINDER HEAD	1				3	6.6
030	68131-64140	BUSH	1				0.09	0.198
040	68761-71360	RING SNAP	1				0.004	0.0088
050	68761-72710	PISTON	1				2.2	4.84
060	68741-71960	PIN	1				0.01	0.022
070	68741-71970	RING SNAP	1				0.007	0.0154
080	68741-71980	WASHER LOCK	1				0.03	0.066
090	68351-67540	BUSH PIN	2				0.275	0.605
100	06611-15010	NIPPLE GREASE	1				0.01	0.022
110	06616-25010	NIPPLE GREASE	1				0.008	0.0176
120	68741-71790	RING WIPER	1				0.01	0.022
130	68741-71810	U-RING	1				0.005	0.011
140	68741-71820	RING BACK UP	1				0.001	0.0022
150	04810-00800	O RING	1				0.009	0.0198
160	68741-71990	RING BACK UP	1				0.004	0.0088
170	04810-50900	O RING	1				0.002	0.0044
180	68741-72110	ASSY RING SEAL	1				0.02	0.044
190	68741-72120	RING SLIDE	2				0.04	0.088
200	68741-71950	SHIM SET	1				0.013	0.0286
210	68741-91050	ASSY SEAL DOZER CYL	1			OPTION	0.07	0.154

SWING CYLINDER & COMPONENT PARTS



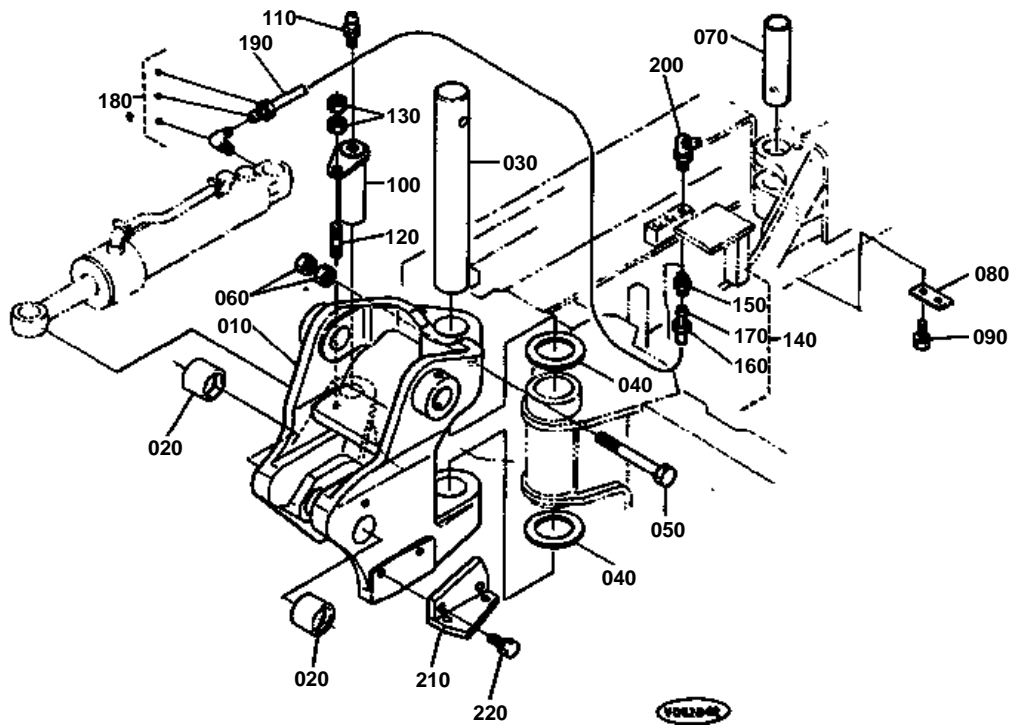


SWING CYLINDER & COMPONENT PARTS

↔ Interchangeable; ≠ not interchangeable; ← new for old; → old for new

REF.No	Part No.	Description	Q'ty	S.No.	I/C	REMARKS	Weight (kgf)	Weight (lb)
010	68541-67400	ASSY CYLINDER SWING	1				25	55
011	68541-71110	ASSY TUBE CYLINDER	1				4.8	10.56
012	68541-71120	ASSY ROD PISTON	1				7.8	17.16
020	68741-71480	CYLINDER HEAD	1				3.25	7.15
030	68021-71180	BUSH	1				0.065	0.143
040	68741-71470	RING SNAP	1				0.003	0.0066
050	68741-72510	PISTON	1				1.64	3.608
060	68741-71160	SHIM SET	1				0.01	0.022
070	68741-71350	PIN	1				0	0
080	68741-71360	RING SNAP	1				0.004	0.0088
090	68741-71380	WASHER LOCK	1				0.026	0.0572
100	68741-71290	BUSH PIN	2				0.25	0.55
110	68741-71210	RING WIPER	1				0.02	0.044
120	68741-71220	U-RING	1				0.01	0.022
130	68741-71230	RING BACK UP	1				0.03	0.066
140	68021-71160	O RING	1				0.009	0.0198
150	68741-71390	RING BACK UP	1				0.006	0.0132
160	68741-71410	O RING	1				0.004	0.0088
170	04810-00650	RING	1				0.008	0.0176
180	68741-71430	RING BACK UP	1				0.003	0.0066
190	68741-71440	ASSY RING SEAL	1				0.03	0.066
200	68741-71450	RING SLIDE	2				0.03	0.066
210	68741-71240	RING BUFFER	1				0.01	0.022
220	68051-67450	PLUG	2				0.005	0.011
230	68541-91010	KIT REPAIR CYLINDER	1			OPTION	0.13	0.286
240	68541-71140	BEARING BALL	1				0.38	0.836

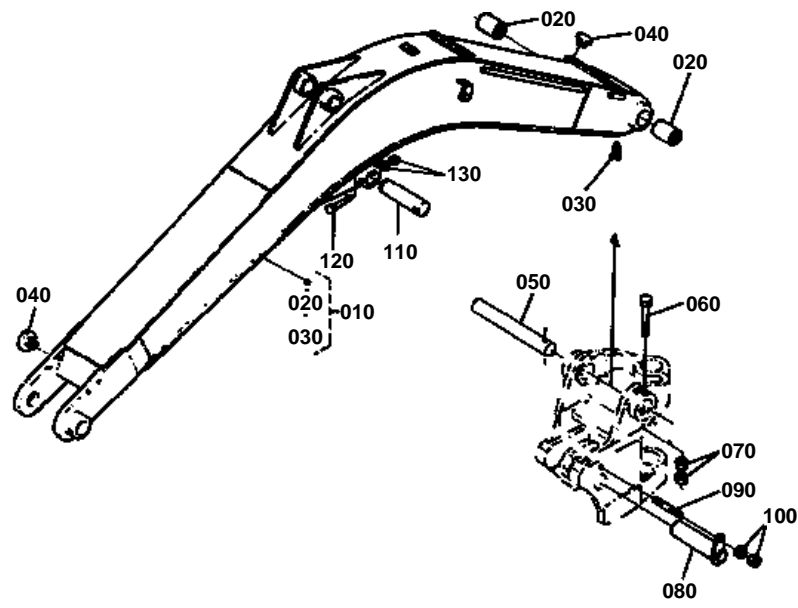
SWING BRACKET



**SWING BRACKET**

↔ Interchangeable; ≠ not interchangeable; ← new for old; → old for new

REF.No	Part No.	Description	Q'ty	S.No.	I/C	REMARKS	Weight (kgf)	Weight (lb)
010	68548-66410	BRACKET SWING	1				75	165
020	68741-66420	BUSH	2	≤10327			0.33	0.726
020	68541-66440	BUSH	2	≥10328	≠		0.225	0.495
030	68741-66450	PIN	1				8.2	18.04
040	68351-66450	COLLAR THRUST	2				0.13	0.286
050	01173-61606	BOLT	1				0.206	0.4532
060	02174-60160	NUT	2				0.02	0.044
070	68541-67440	PIN	1				1.58	3.476
080	68741-67450	PLATE KEY	1				0.08	0.176
090	01133-61020	BOLT	2				0.02	0.044
100	68741-67463	PIN	1				1.45	3.19
110	06611-15010	NIPPLE GREASE	1				0.01	0.022
120	01517-61025	STUD	1				0.02	0.044
130	02118-60100	NUT	2				0.006	0.0132
140	68241-67470	CONNECTOR	1				0.013	0.0286
150	68241-67480	BODY CONNECTOR	1				0.01	0.022
160	68331-41350	NUT	1				0.002	0.0044
170	68331-41340	SLEEVE	1				0.001	0.0022
180	68741-19220	CONNECTOR	1				0.02	0.044
190	68271-67470	PIPE 4	1				0.01	0.022
200	06616-25010	NIPPLE GREASE	1				0.008	0.0176
210	68541-66490	STOPPER	1			EXCEPT KUK	1.58	3.476
220	01133-61035	BOLT	2				0.027	0.0594

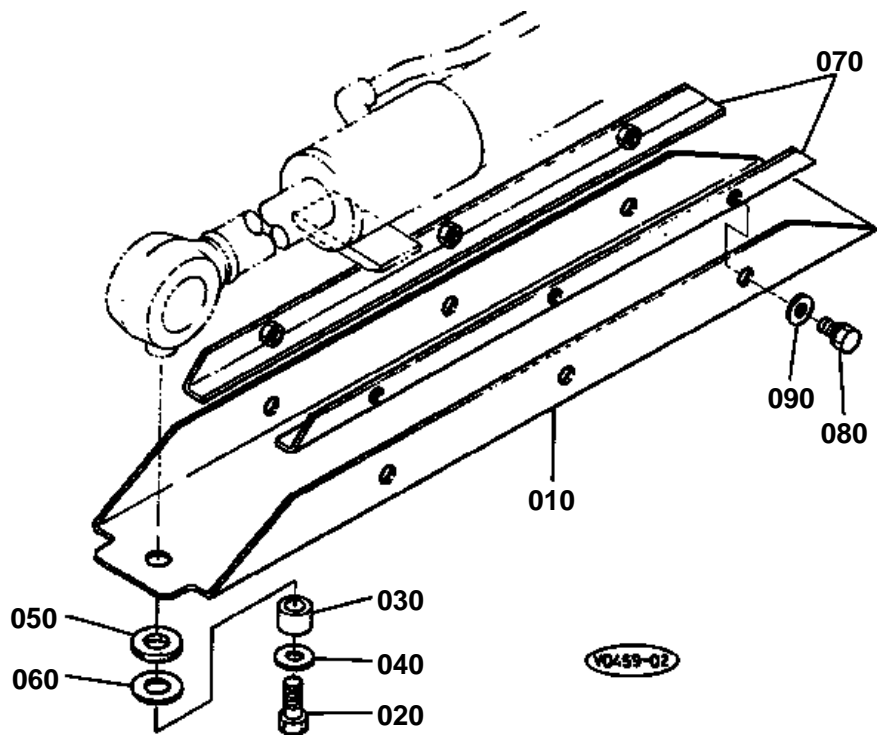


**BOOM [KH-61(H)]**

↔ Interchangeable; ≠ not interchangeable; ← new for old; → old for new

REF.No	Part No.	Description	Q'ty	S.No.	I/C	REMARKS	Weight (kgf)	Weight (lb)
010	68741-93470	ASSY BOOM	1	≤10438			0	0
010	68741-93473	ASSY BOOM	1	≥10439	←		100	220
020	68741-66524	BUSH	2				0.36	0.792
030	06616-25010	NIPPLE GREASE	1				0.008	0.0176
040	68741-66560	CAP	4				0.001	0.0022
050	68741-66540	PIN	1	≤10438			0	0
050	68741-66544	PIN	1	≥10439	←		3.79	8.338
060	01173-61201	BOLT	1				0.091	0.2002
070	02174-60120	NUT	2				0.01	0.022
080	68741-93183	PIN	1				2.18	4.796
090	01517-61025	STUD	1				0.02	0.044
100	02118-60100	NUT	2				0.006	0.0132
110	68741-67560	PIN	1				1.45	3.19
120	01173-61285	BOLT	1				0.08	0.176
130	02174-60120	NUT	2				0.01	0.022

CYLINDER COVER (BOOM)

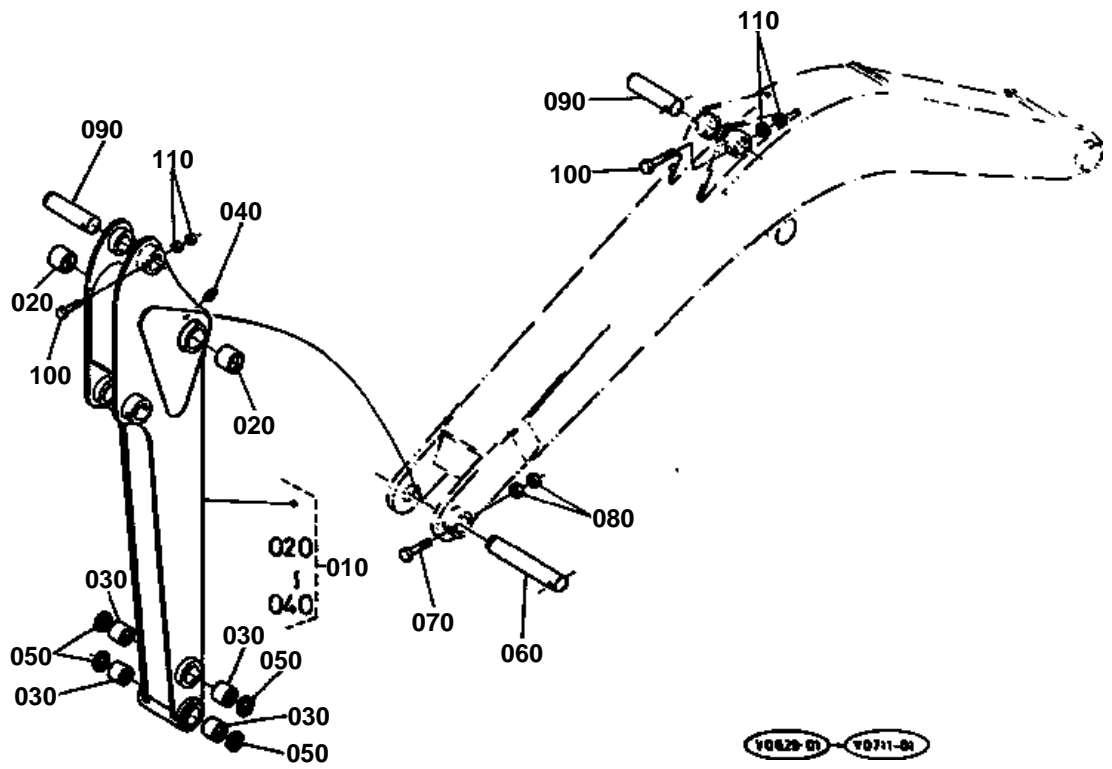




CYLINDER COVER (BOOM)

↔ Interchangeable; ≠ not interchangeable; ← new for old; → old for new

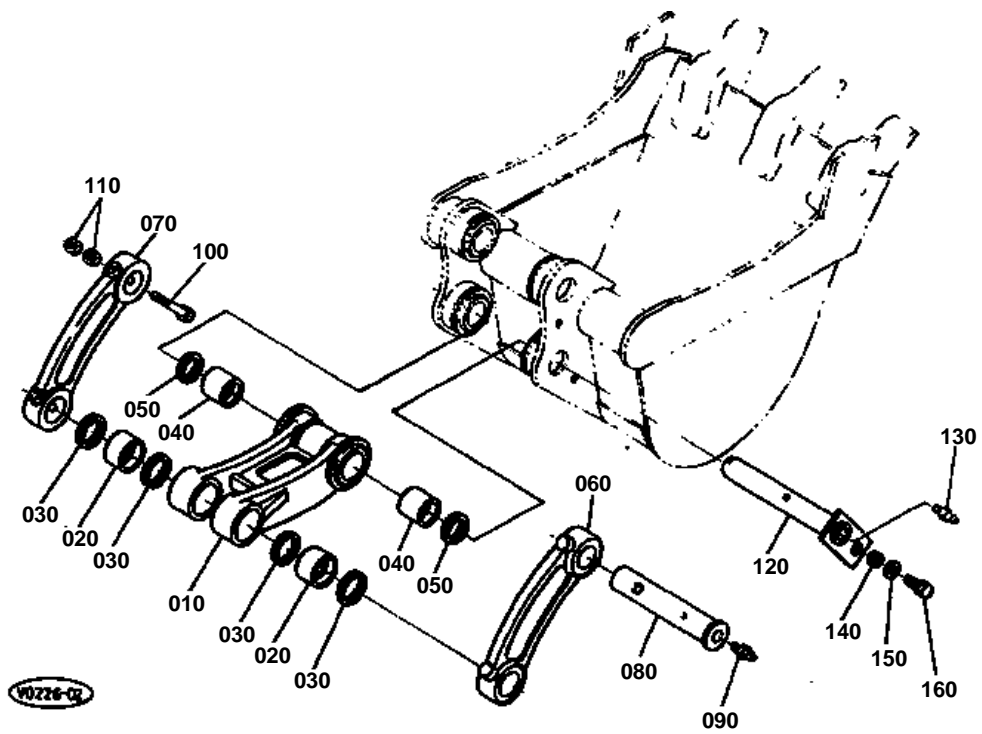
REF.No	Part No.	Description	Q'ty	S.No.	I/C	REMARKS	Weight (kgf)	Weight (lb)
010	68541-66552	CYLINDER COVER	1				3.2	7.04
020	01173-61220	BOLT	1				0.029	0.0638
030	68541-66580	COLLAR	1				0	0
040	04013-60120	WASHER PLAIN	1				0.01	0.022
050	68541-66560	CUSHION	1				0	0
060	04015-60160	WASHER PLAIN	1				0.058	0.1276
070	68541-66570	RAIL GUIDE	2				0.5	1.1
080	01133-61016	BOLT	6				0.018	0.0396
090	04013-60100	WASHER PLAIN	6				0.003	0.0066



**ARM [KH-61(H)]**

↔ Interchangeable; ≠ not interchangeable; ← new for old; → old for new

REF.No	Part No.	Description	Q'ty	S.No.	I/C	REMARKS	Weight (kgf)	Weight (lb)
010	68741-66600	ASSY ARM	1				0	0
020	68741-66624	BUSH	2				0	0
030	68741-66630	BUSH	4				0.15	0.33
040	06611-15010	NIPPLE GREASE	1				0.01	0.022
050	68741-66650	SEAL DUST	4				0.005	0.011
060	68741-66640	PIN	1				2.2	4.84
070	01173-61285	BOLT	1				0.08	0.176
080	02174-60120	NUT	2				0.01	0.022
090	68741-67560	PIN	2				1.45	3.19
100	01173-61285	BOLT	2				0.08	0.176
110	02174-60120	NUT	4				0.01	0.022

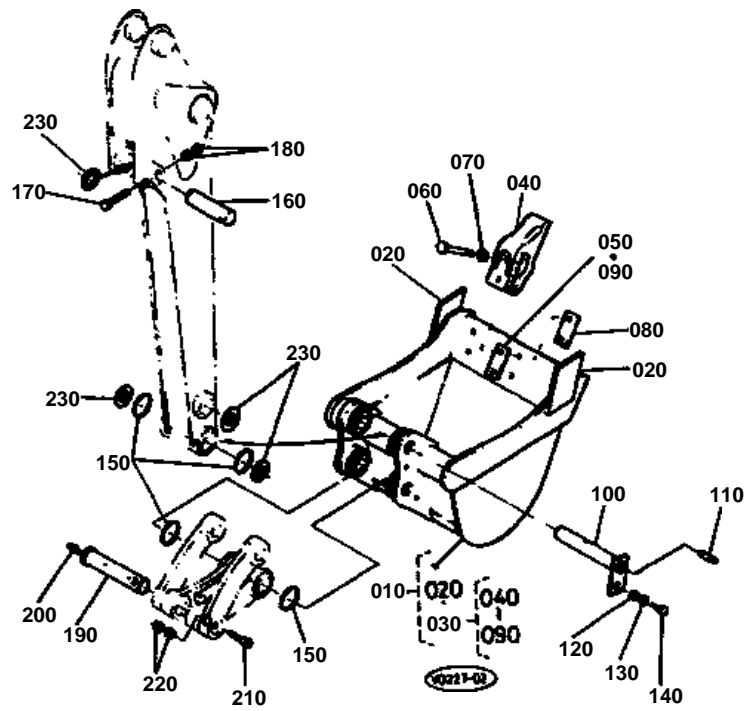


**BUCKET LINK [KH-61(H)]**

↔ Interchangeable; ≠ not interchangeable; ← new for old; → old for new

REF.No	Part No.	Description	Q'ty	S.No.	I/C	REMARKS	Weight (kgf)	Weight (lb)
010	68741-66710	LINK BUCKET	1				6.4	14.08
020	68741-66770	BUSH	2				0.17	0.374
030	68741-66780	SEAL DUST	4				0.01	0.022
040	68741-66630	BUSH	2				0.15	0.33
050	68741-66650	SEAL DUST	2				0.005	0.011
060	68531-66720	LINK BUCKET	1				3.06	6.732
070	68531-66730	LINK BUCKET	1				2.98	6.556
080	68741-66750	PIN	1				1.5	3.3
090	06611-15010	NIPPLE GREASE	1				0.01	0.022
100	01173-61200	BOLT	1				0.09	0.198
110	02174-60120	NUT	2				0.01	0.022
120	68531-66910	PIN	1				2	4.4
130	06611-15010	NIPPLE GREASE	1				0.01	0.022
140	68741-66920	SPACER	1				0.01	0.022
150	04015-60120	WASHER PLAIN	1				0.022	0.0484
160	01133-61225	BOLT	1				0.037	0.0814

BUCKET [KH-61(H)]

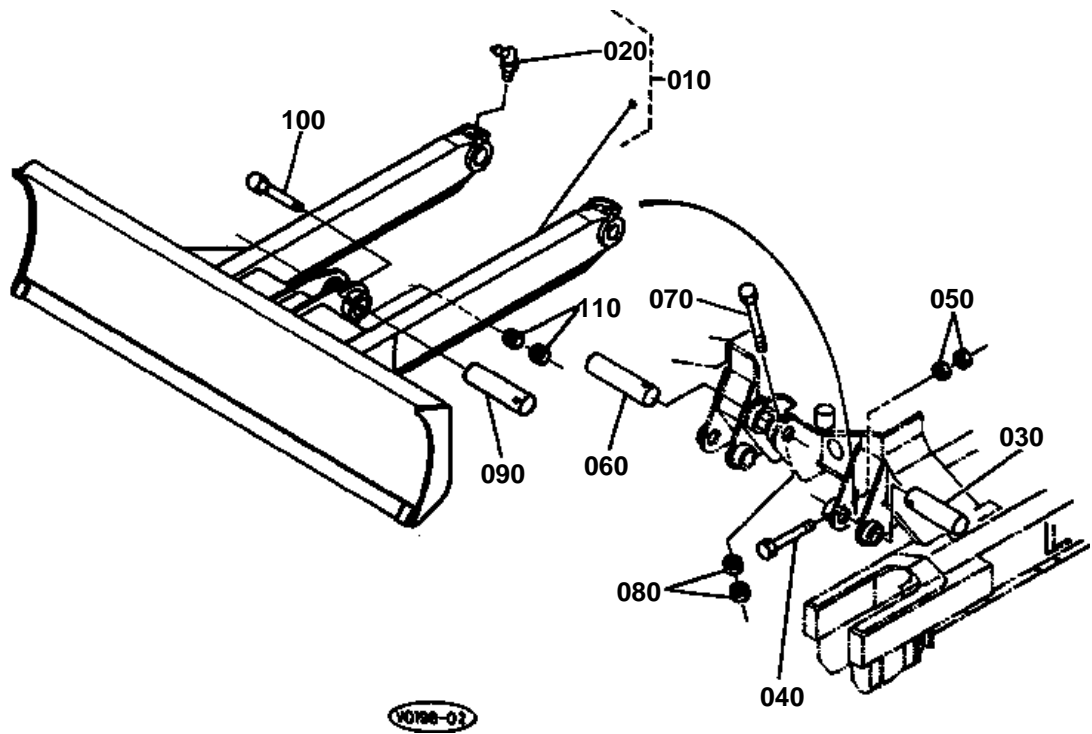




BUCKET [KH-61(H)]

↔ Interchangeable; ≠ not interchangeable; ← new for old; → old for new

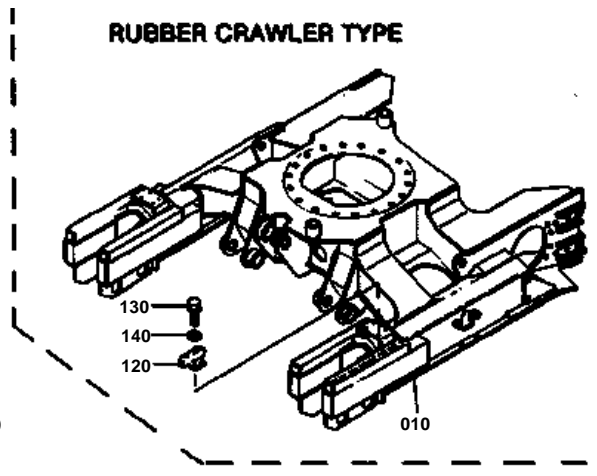
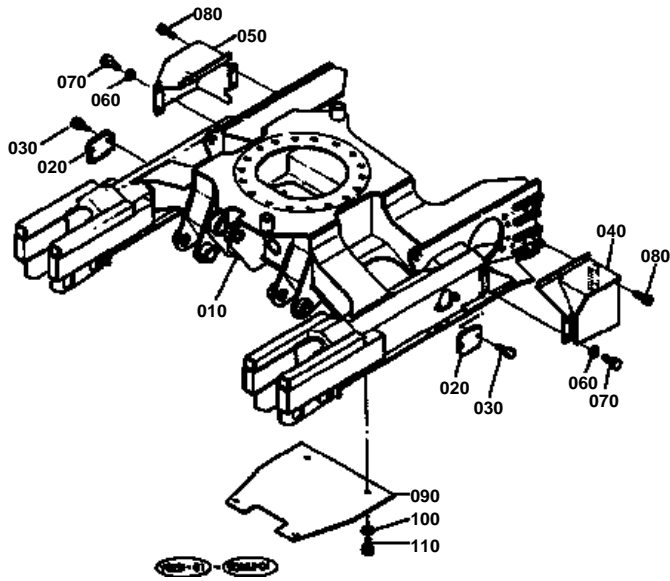
REF.No	Part No.	Description	Q'ty	S.No.	I/C	REMARKS	Weight (kgf)	Weight (lb)
010	68531-66022	ASSY BUCKET	1			EXP.	63	138.6
020	68741-66980	CUTTER SIDE	2			EXP.	1.08	2.376
030	68131-66900	ASSY TEETH	3			EXP.	0	0
040	68131-66910	TEETH	3			EXP.	0	0
050	68131-66930	SHIM	3			EXP.	0.03	0.066
060	01176-61448	BOLT	6			EXP.	0.07	0.154
070	04512-60140	WASHER SPRING	6			EXP.	0.008	0.0176
080	68131-66920	NUT	3			EXP.	0.14	0.308
090	69201-71390	SHIM	6			EXP.	0.012	0.0264
100	68531-66910	PIN	1				2	4.4
110	06611-15010	NIPPLE GREASE	1				0.01	0.022
120	68741-66920	SPACER	1				0.01	0.022
130	04015-60120	WASHER PLAIN	1				0.022	0.0484
140	01133-61225	BOLT	1				0.037	0.0814
150	68741-66850	O RING	4				0.02	0.044
160	68741-67560	PIN	1				1.45	3.19
170	01173-61285	BOLT	1				0.08	0.176
180	02174-60120	NUT	2				0.01	0.022
190	68741-66740	PIN	1				0	0
200	06611-15010	NIPPLE GREASE	1				0.01	0.022
210	01173-61201	BOLT	1				0.091	0.2002
220	02174-60120	NUT	2				0.01	0.022
230	68131-67720	SHIM	8				0.024	0.0528
230	68131-67730	SHIM	2				0.036	0.0792



**DOZER**

↔ Interchangeable; ≠ not interchangeable; ← new for old; → old for new

REF.No	Part No.	Description	Q'ty	S.No.	I/C	REMARKS	Weight (kgf)	Weight (lb)
010	68541-74400	ASSY DOZER	1			EXP.	0	0
010	90742-50000	ASSY DOZER	1			KTC	110	242
020	06616-25010	NIPPLE GREASE	2				0.008	0.0176
030	68741-74440	PIN	2				1.6	3.52
040	01173-61285	BOLT	2				0.08	0.176
050	02174-60120	NUT	4				0.01	0.022
060	68161-74440	PIN	1				1.51	3.322
070	01176-61090	BOLT	1				0.054	0.1188
080	02118-60100	NUT	2				0.006	0.0132
090	68741-75120	PIN	1				1.62	3.564
100	01173-61295	BOLT	1				0.085	0.187
110	02174-60120	NUT	2				0.01	0.022



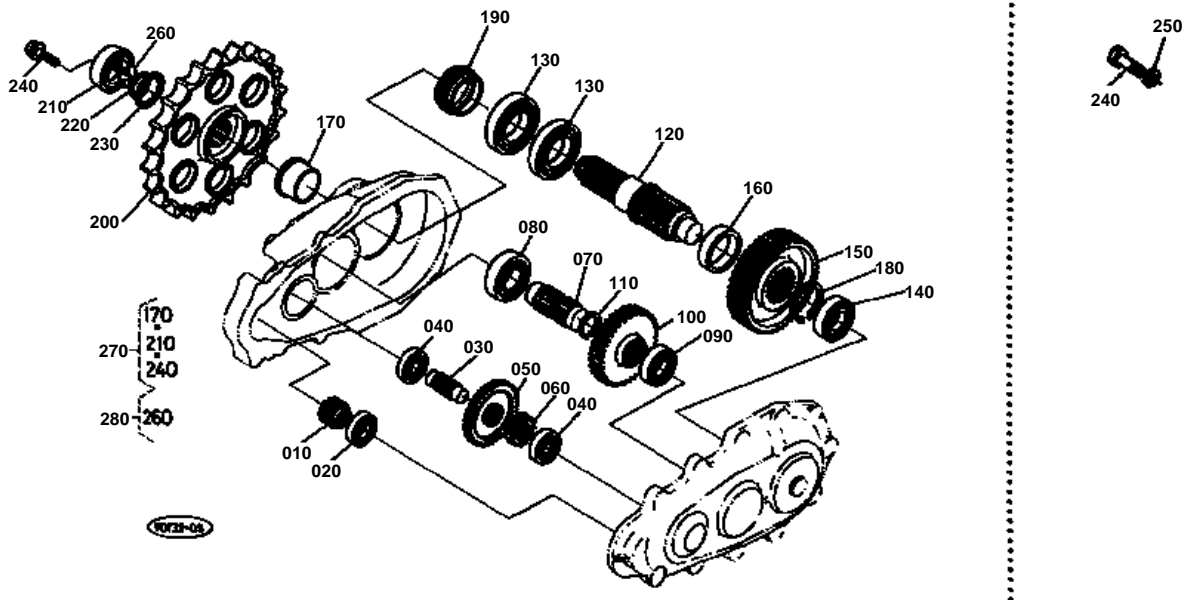


TRACK FRAME [KH-61(H)]

↔ Interchangeable; ≠ not interchangeable; ← new for old; → old for new

REF.No	Part No.	Description	Q'ty	S.No.	I/C	REMARKS	Weight (kgf)	Weight (lb)
010	68531-21110	FRAME TRUCK	1				0	0
010	90731-41210	FRAME TRUCK	1			RUBBER CRAWLER TYPE	0	0
020	68541-21143	COVER	2				0.23	0.506
030	01133-61220	BOLT	4				0.033	0.0726
040	68541-21150	COVER LH	1				4.4	9.68
050	68541-21160	COVER RH	1				4.43	9.746
060	04015-60120	WASHER PLAIN	4				0.022	0.0484
070	01133-61225	BOLT	4				0.037	0.0814
080	01370-11220	BOLT	4				0.033	0.0726
080	68541-21180	BOLT	4		↔		0.033	0.0726
090	68541-21170	COVER	1				0	0
100	04015-60100	WASHER PLAIN	4				0.015	0.033
110	01133-61025	BOLT	4				0.02	0.044
120	90741-41240	GUIDE UPPER	2			RUBBER CRAWLER TYPE	1.82	4.004
130	01133-61025	BOLT	8			RUBBER CRAWLER TYPE	0.02	0.044
140	04013-60100	WASHER PLAIN	8			RUBBER CRAWLER TYPE	0.003	0.0066

DRIVE GEAR

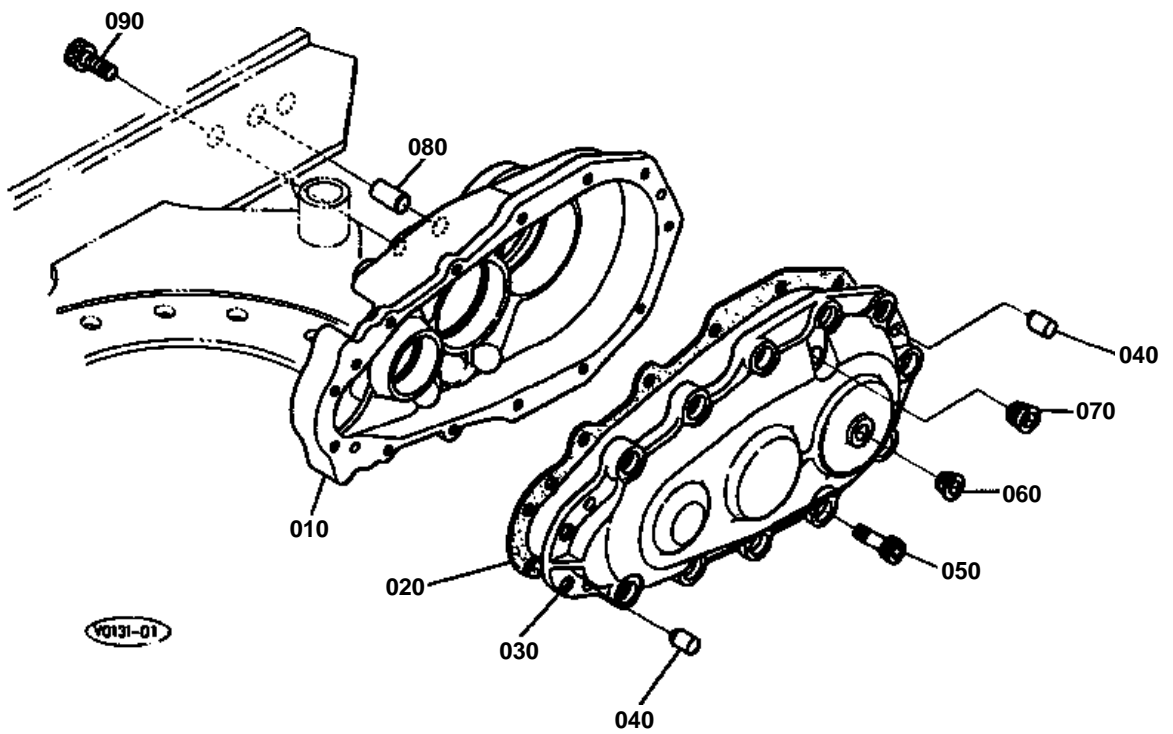


**DRIVE GEAR**

↔ Interchangeable; ≠ not interchangeable; ← new for old; → old for new

REF.No	Part No.	Description	Q'ty	S.No.	I/C	REMARKS	Weight (kgf)	Weight (lb)
010	68741-13110	GEAR	2				0.21	0.462
020	08101-06006	BEARING BALL	2				0.13	0.286
030	68741-13310	SHAFT	2				0.28	0.616
040	08101-06305	BEARING BALL	4				0.23	0.506
050	68741-13320	GEAR	2				1.19	2.618
060	68741-13330	GEAR	2				0.2	0.44
070	68741-13410	GEAR-SHAFT	2				1.38	3.036
080	08101-06308	BEARING BALL	2				0.63	1.386
090	08101-06208	BEARING BALL	2				0.355	0.781
100	68741-13420	GEAR	2				2.86	6.292
110	04612-00450	CIR-CLIP EXTERNAL	2				0.007	0.0154
120	68741-14313	AXLE	2				4.7	10.34
130	08101-06212	BEARING BALL	4				0.78	1.716
140	08101-06308	BEARING BALL	2				0.63	1.386
150	68741-14320	GEAR	2				4.45	9.79
160	68741-14330	COLLAR	2				0.13	0.286
170	68741-14410	COLLAR	2	<=10534			0	0
170	68741-14413	COLLAR	2	>=10535	←		0.44	0.968
180	04612-00600	CIR-CLIP EXTERNAL	2				0.012	0.0264
190	68171-14420	SEAL FLOATING	2				0.29	0.638
200	68541-14430	SPROCKET	2				0	0
210	68541-14470	CAP AXLE	2	<=10566			0	0
210	68541-14472	CAP AXLE	2	>=10567	≠		0	0
210	68541-14473	CAP AXLE	2	>=11301	≠		0.7	1.54
220	04811-10480	RING	2				0.002	0.0044
230	04811-50600	RING	2				0.002	0.0044
230	68541-14610	D RING	2	>=11301	≠		0.01	0.022
240	01176-61230	BOLT	6	<=10566			0.036	0.0792
240	01176-61235	BOLT	6	>=10567	≠		0.04	0.088
240	68541-14490	BOLT	6	>=11222	←		0.05	0.11
250	04512-60120	WASHER SPRING	6	<=11221			0.005	0.011
260	68541-14510	SHIM	2	>=11301			0.005	0.011
260	68541-14520	SHIM	2	>=11301			0.005	0.011
260	68541-14530	SHIM	2	>=11301			0.008	0.0176
260	68541-14540	SHIM	2	>=11301			0.005	0.011
260	68541-14590	SHIM	2	>=11301			0.005	0.011
260	68541-14560	SHIM	2	>=11301			0.015	0.033
260	68541-14570	SHIM	2	>=11301			0.02	0.044
270	68541-99452	A KIT CAP AXLE	1	<=11221			0	0
270	68541-99453	A KIT CAP AXLE	1	>=11222	←		0.95	2.09
270	68541-99454	A KIT CAP AXLE	1	>=11301	≠		0	0
280	68541-99460	A KIT SHIM AXLE CAP	1			OPTION	0.06	0.132

DRIVE GEAR CASE

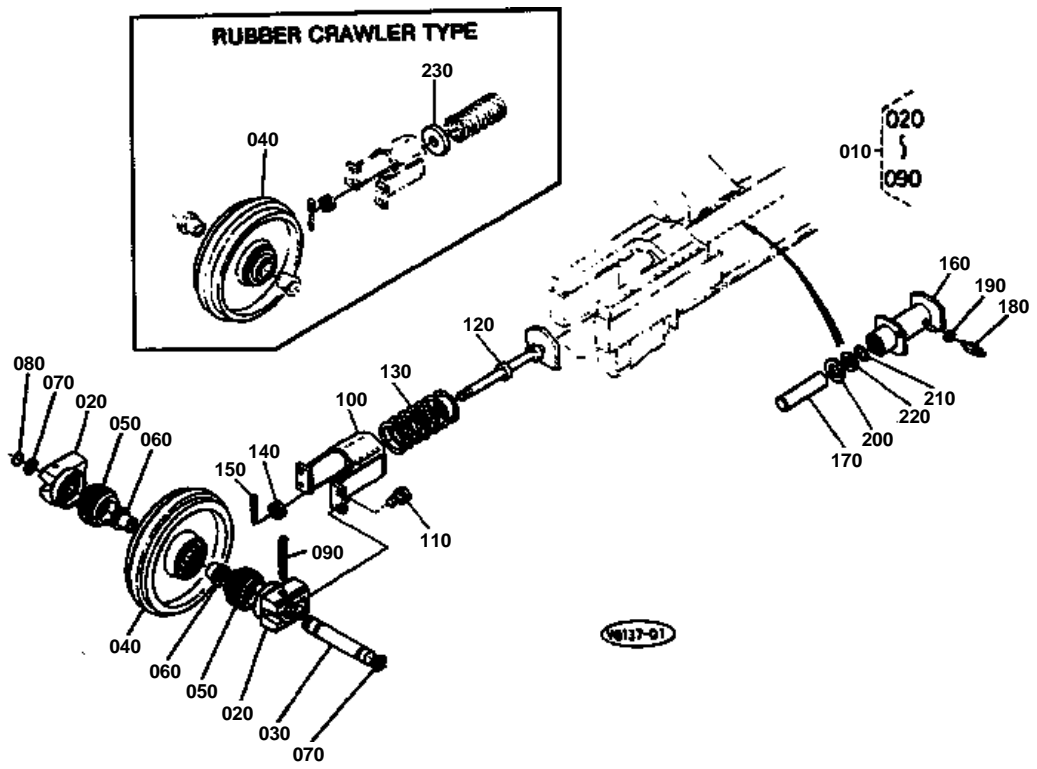




DRIVE GEAR CASE

↔ Interchangeable; ≠ not interchangeable; ← new for old; → old for new

REF.No	Part No.	Description	Q'ty	S.No.	I/C	REMARKS	Weight (kgf)	Weight (lb)
010	68541-11110	CASE GEAR DRIVE	2				0	0
020	68741-11130	GASKET	2				0	0
030	68541-11140	COVER GEAR CASE	2				11.8	25.96
040	05012-01022	PIN STRAIGHT	4				0.014	0.0308
050	01315-11025	BOLT	26				0.024	0.0528
060	68171-11170	PLUG	2				0.02	0.044
070	68551-11150	PLUG	4				0.025	0.055
080	68741-11180	PIN STRAIGHT	4				0.1	0.22
090	68741-11160	BOLT	12				0.1	0.22

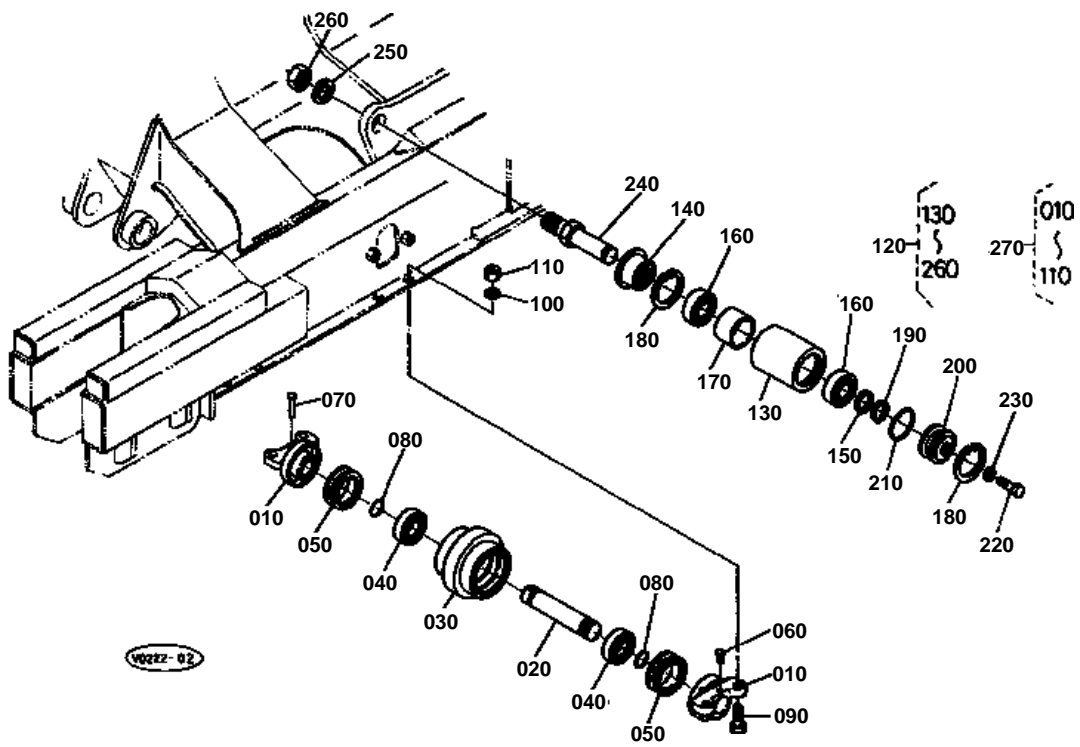


**IDLER**

↔ Interchangeable; ≠ not interchangeable; ← new for old; → old for new

REF.No	Part No.	Description	Q'ty	S.No.	I/C	REMARKS	Weight (kgf)	Weight (lb)
010	68541-21300	ASSY SHAFT FRONT	2				0	0
010	90741-41220	ASSY SHAFT FRONT	2			RUBBER CRAWLER TYPE	0	0
020	68541-21320	BRACKET	4				0	0
030	68761-21330	SHAFT WHEEL IDLER	2				1.36	2.992
040	68541-21340	WHEEL IDLER	2				17	37.4
040	90741-41230	WHEEL IDLER	2			RUBBER CRAWLER TYPE	17.64	38.808
050	68221-14630	SEAL FLOATING	4				0.19	0.418
060	68761-21360	BUSH	4				0.13	0.286
070	04811-50300	RING	4				0	0
080	68761-21380	WIRE	2				0.01	0.022
090	05411-01080	PIN SPRING	2				0.015	0.033
100	68541-21410	YOKE	2				4	8.8
110	01133-61230	BOLT	8				0.04	0.088
120	68741-21433	RETAINER SPRING	2				1.65	3.63
130	68171-21422	SPRING	2				3.5	7.7
140	68741-21420	NUT	2				0.04	0.088
150	05511-60435	PIN SPLIT	2				0	0
160	68741-21510	TUBE CYLINDER	2				3.58	7.876
170	68371-21520	RAM	2				1.55	3.41
180	68371-21530	NIPPLE CYLINDER	2	≤11437			0	0
180	68371-21533	NIPPLE CYLINDER	2	≥11438	←		0	0
190	04724-00120	GASKET	2				0.002	0.0044
200	68241-21550	SEAL ROD	2				0.01	0.022
210	04810-00400	RING	2				0	0
220	68051-62370	RING BACK UP	2				0.001	0.0022
230	90531-41130	SPACER	2			RUBBER CRAWLER TYPE	0.41	0.902

TRACK ROLLER [KH-61(H)]



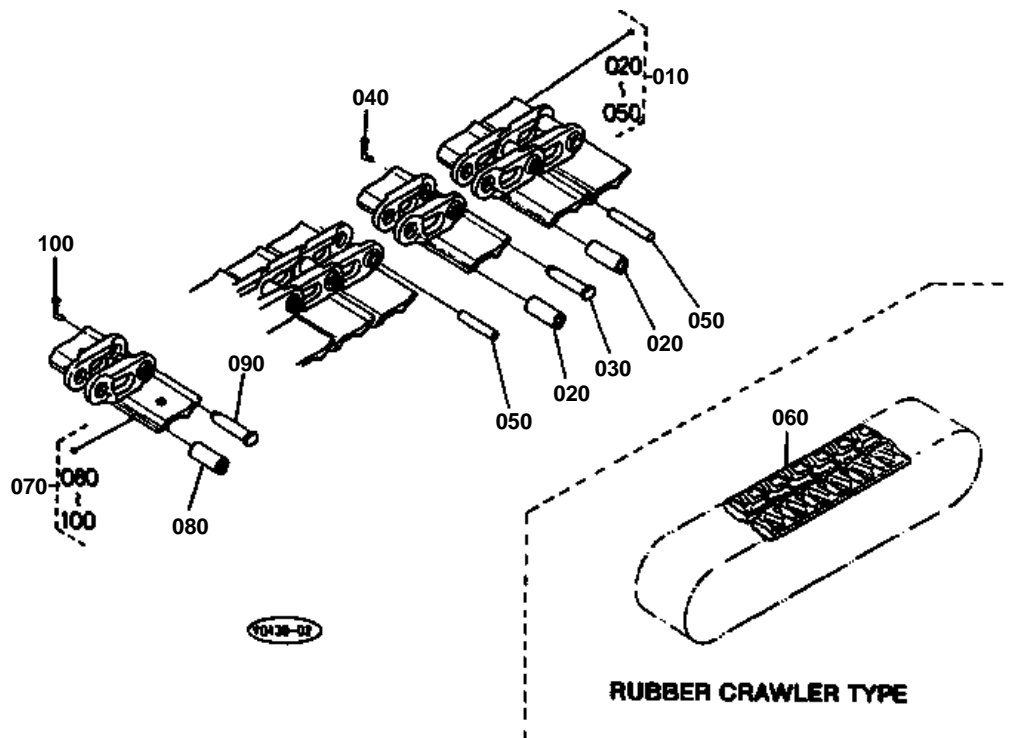


TRACK ROLLER [KH-61(H)]

↔ Interchangeable; ≠ not interchangeable; ← new for old; → old for new

REF.No	Part No.	Description	Q'ty	S.No.	I/C	REMARKS	Weight (kgf)	Weight (lb)
010	68541-21710	BRACKET	12				0.74	1.628
020	68741-21720	SHAFT TRUCK ROLLER	6				0.8	1.76
030	68541-21750	ROLLER TRUCK	6				0	0
040	08101-06206	BEARING BALL	12				0.196	0.4312
050	68741-21350	SEAL FLOATING	12				0	0
060	68221-21730	PIN	6				0.005	0.011
070	68741-21770	PIN JOINT	6				0.01	0.022
080	04811-00240	RING	12				0	0
090	01173-61235	BOLT	24				0.04	0.088
100	04512-60120	WASHER SPRING	24				0.005	0.011
110	02174-60120	NUT	16				0.01	0.022
120	68541-21900	ASSY ROLLER	2				0	0
130	68541-21950	ROLLER UPPER	2				1.85	4.07
140	68221-21930	SEAL OIL	2				0.1	0.22
150	68351-21960	SPACER	2				0.006	0.0132
160	08141-06206	BEARING BALL	4				0.192	0.4224
170	68351-21970	COLLAR	2				0.125	0.275
180	04611-00620	CIR-CLIP INTERNAL	4				0.011	0.0242
190	04612-00300	CIR-CLIP EXTERNAL	2				0.003	0.0066
200	68351-21980	CAP	2				0.19	0.418
210	04811-07560	RING	2				0.002	0.0044
220	06331-35010	PLUG	2				0.012	0.0264
230	04717-01000	WASHER WITH RUBBER	2				0.001	0.0022
240	68541-21920	SHAFT	2				0.88	1.936
250	69201-66320	WASHER SPRING	2				0.07	0.154
260	69201-66390	NUT	2				0.145	0.319
270	68541-21700	ASSY ROLLER TRUCK	2			OPTION	6.7	14.74

CRAWLER

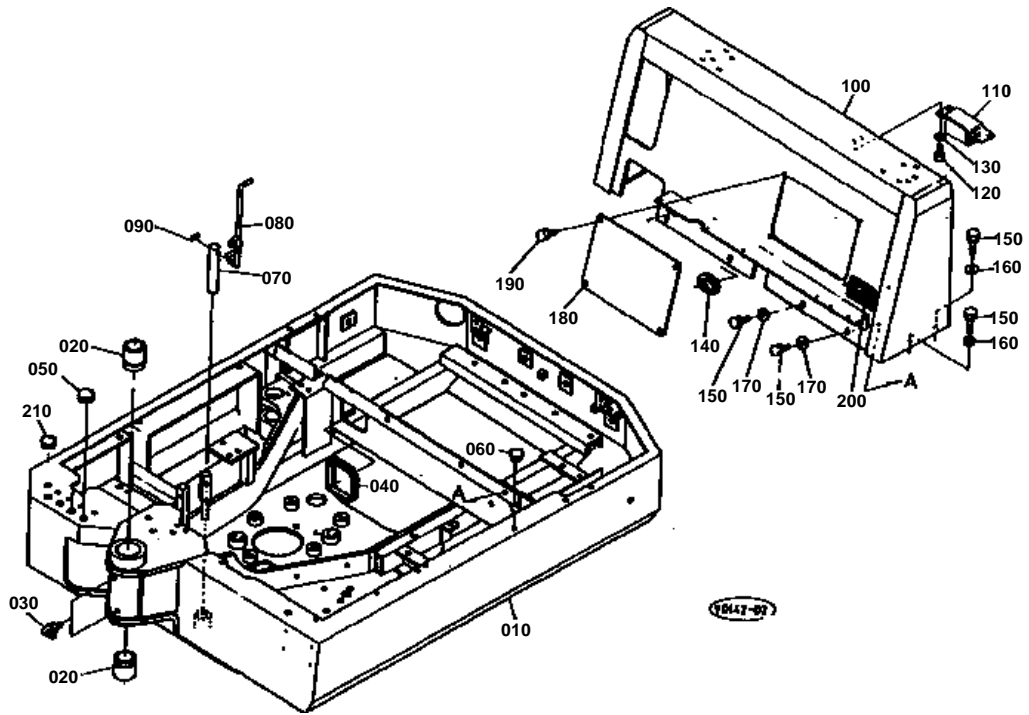


**CRAWLER**

↔ Interchangeable; ≠ not interchangeable; ← new for old; → old for new

REF.No	Part No.	Description	Q'ty	S.No.	I/C	REMARKS	Weight (kgf)	Weight (lb)
010	68531-22100	ASSY CRAWLER	2				140	308
020	69110-22230	BUSH	74				0.155	0.341
030	69110-22242	PIN MASTER	2				0.18	0.396
040	68351-22190	PIN SET	2				0.007	0.0154
050	69110-22290	PIN TRUCK	72				0.157	0.3454
060	90731-51150	CRAWER RUBBER	2			RUBBER CRAWLER TYPE	110.9	243.98
070	68548-22250	ASSY LINK	1			OPTION	0	0
080	69110-22230	BUSH	1			OPTION	0.155	0.341
090	69110-22242	PIN MASTER	1			OPTION	0.18	0.396
100	68351-22190	PIN SET	1			OPTION	0.007	0.0154

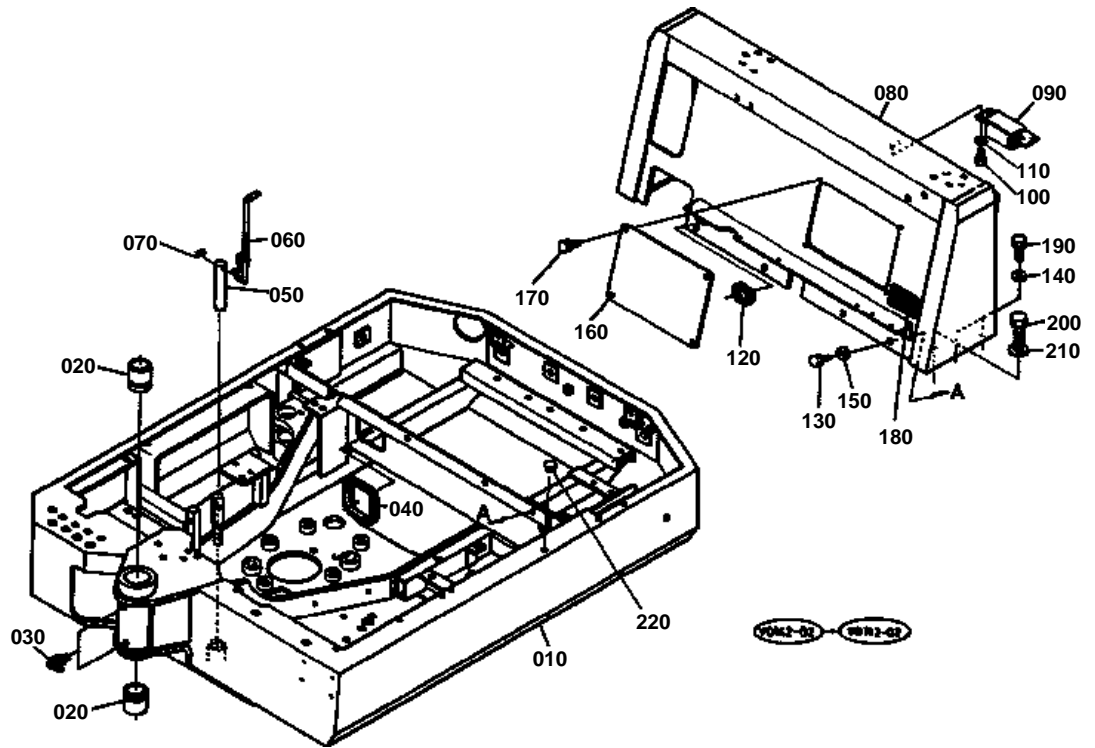
SWIVEL FRAME EXCEPT [KTA(ROPS) KTC]



**SWIVEL FRAME EXCEPT [KTA(ROPS) KTC]**

↔ Interchangeable; ≠ not interchangeable; ← new for old; → old for new

REF.No	Part No.	Description	Q'ty	S.No.	I/C	REMARKS	Weight (kgf)	Weight (lb)
010	68538-41113	FRAME SWING	1				0	0
020	68741-41130	BUSH	2				0.83	1.826
030	06616-35010	NIPPLE GREASE	2				0.009	0.0198
040	68731-41150	GROMMET	1				0.04	0.088
050	68331-51430	GROMMET	2				0.01	0.022
060	68741-41260	CAP	1			CANOPY TYPE	0.001	0.0022
070	68741-41170	PIN ROCK SWING	1				0.94	2.068
080	68741-41190	LEVER LOCK PIN	1			EXCEPT KDG	0.35	0.77
090	05515-61000	PIN SNAP	1				0.003	0.0066
100	68531-41210	ARCH	1				28.4	62.48
110	68731-41320	HINGE	2				0.72	1.584
120	01133-61016	BOLT	6				0.018	0.0396
130	04013-60100	WASHER PLAIN	6				0.003	0.0066
140	68741-41280	GROMMET	1				0	0
150	01133-61025	BOLT	8				0.02	0.044
160	04013-60100	WASHER PLAIN	4				0.003	0.0066
170	04015-60100	WASHER PLAIN	4				0.015	0.033
180	68531-41220	COVER	1				1	2.2
190	01133-61016	BOLT	4				0.018	0.0396
200	68541-57610	LABEL	1				0.002	0.0044
210	68331-51430	GROMMET	1			EXP. KUK	0.01	0.022



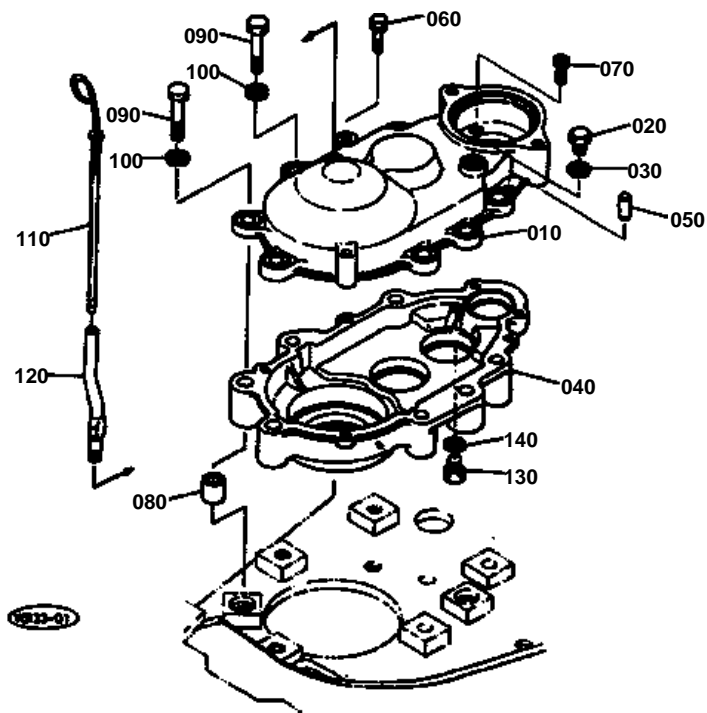


SWIVEL FRAME [KTA(ROPS) KTC]

↔ Interchangeable; ≠ not interchangeable; ← new for old; → old for new

REF.No	Part No.	Description	Q'ty	S.No.	I/C	REMARKS	Weight (kgf)	Weight (lb)
010	68538-41123	FRAME SWING	1				0	0
020	68741-41130	BUSH	2				0.83	1.826
030	06616-35010	NIPPLE GREASE	2				0.009	0.0198
040	68731-41150	GROMMET	1				0.04	0.088
050	68741-41170	PIN ROCK SWING	1				0.94	2.068
060	68741-41190	LEVER LOCK PIN	1				0.35	0.77
070	05515-61000	PIN SNAP	1				0.003	0.0066
080	68538-41220	ARCH	1				55	121
090	68731-41320	HINGE	2				0.72	1.584
100	01133-61016	BOLT	6				0.018	0.0396
110	04013-60100	WASHER PLAIN	6				0.003	0.0066
120	68741-41280	GROMMET	4				0	0
130	01133-61025	BOLT	4				0.02	0.044
140	04013-60100	WASHER PLAIN	4				0.003	0.0066
150	04015-60100	WASHER PLAIN	4				0.015	0.033
160	68531-41220	COVER	1				1	2.2
170	01133-61016	BOLT	4				0.018	0.0396
180	68541-57610	LABEL	1				0.002	0.0044
190	01133-61030	BOLT	4				0.023	0.0506
200	01133-61230	BOLT	2				0.04	0.088
210	04013-60120	WASHER PLAIN	2				0.01	0.022
220	68741-41260	CAP	1			ROPS FOPS	0.001	0.0022

SWIVEL GEAR CASE

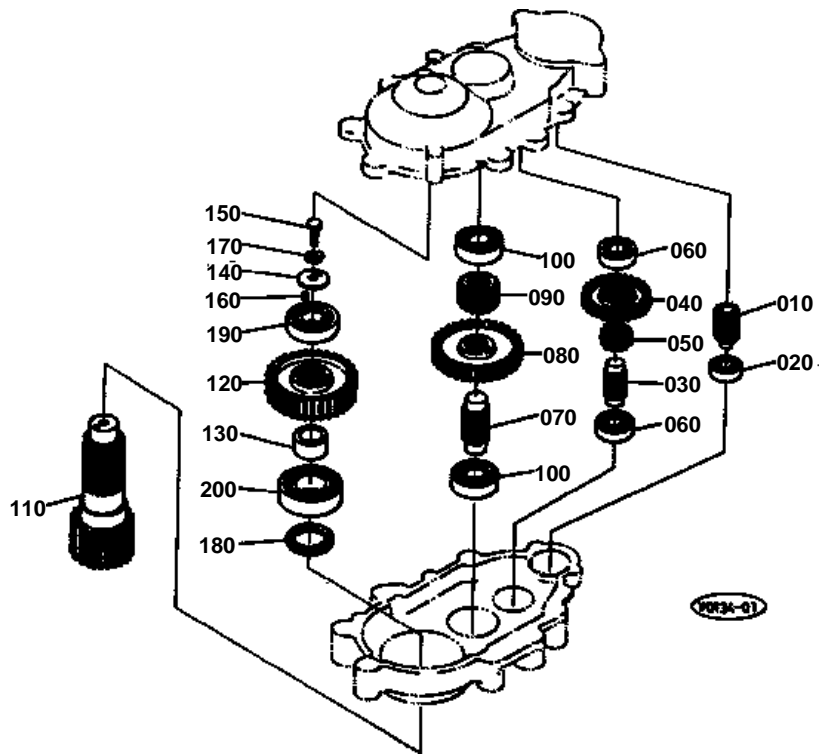


**SWIVEL GEAR CASE**

↔ Interchangeable; ≠ not interchangeable; ← new for old; → old for new

REF.No	Part No.	Description	Q'ty	S.No.	I/C	REMARKS	Weight (kgf)	Weight (lb)
010	68741-17110	COVER GEAR CASE	1				8.8	19.36
020	06331-35020	PLUG	1				0.068	0.1496
030	04717-02000	WASHER WITH RUBBER	1				0.004	0.0088
040	68741-17135	CASE GEAR SWING	1				10	22
050	05012-01022	PIN STRAIGHT	2				0.014	0.0308
060	01133-61060	BOLT	2				0.04	0.088
070	01315-11020	BOLT	2				0.02	0.044
080	68773-17190	KNOCK COLLAR	2				0.1	0.22
090	01173-61600	BOLT	7				0.165	0.363
100	04512-60160	WASHER SPRING	7				0.01	0.022
110	68741-17140	GAUGE OIL	1				0.04	0.088
120	68531-17160	PIPE OIL INSPECTION	1				0.1	0.22
130	06331-35016	PLUG	1				0.04	0.088
140	04717-01600	WASHER WITH RUBBER	1				0.003	0.0066

SWIVEL GEAR

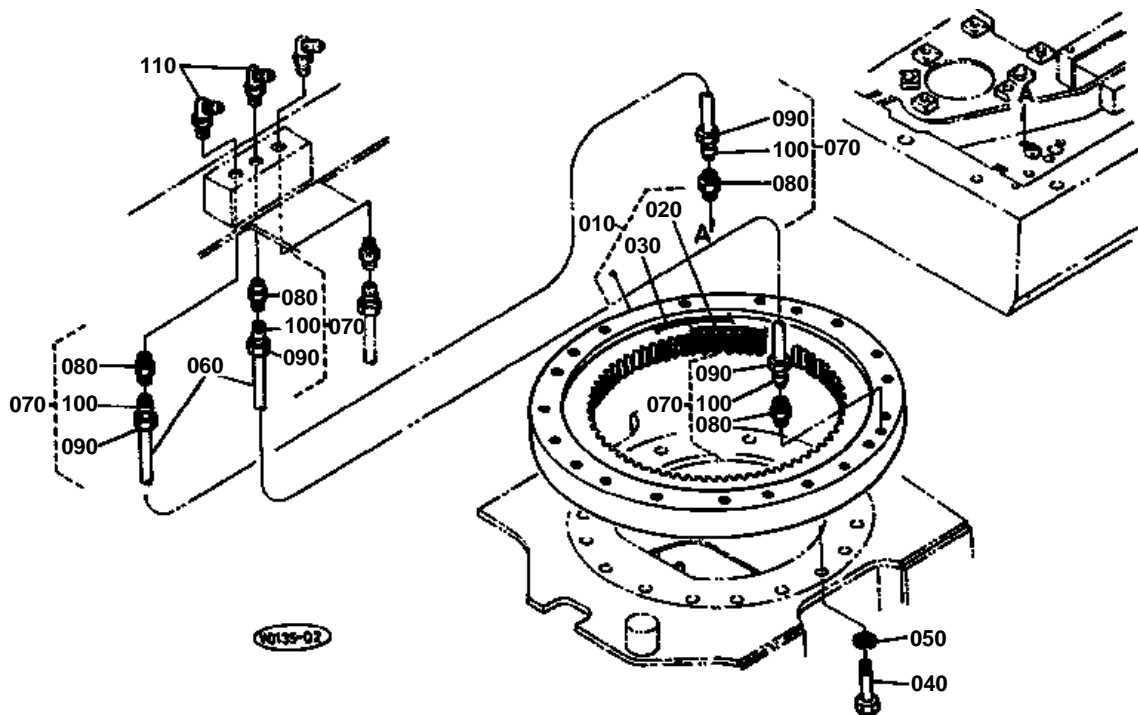


**SWIVEL GEAR**

↔ Interchangeable; ≠ not interchangeable; ← new for old; → old for new

REF.No	Part No.	Description	Q'ty	S.No.	I/C	REMARKS	Weight (kgf)	Weight (lb)
010	68741-13110	GEAR	1				0.21	0.462
020	08101-06006	BEARING BALL	1				0.13	0.286
030	68741-18210	SHAFT	1				0.2	0.44
040	68741-18220	GEAR	1				0.65	1.43
050	68741-18240	GEAR	1				0.26	0.572
060	08101-06305	BEARING BALL	2				0.23	0.506
070	68741-18310	SHAFT	1				0.6	1.32
080	68741-18340	GEAR	1				1.28	2.816
090	68741-18330	GEAR	1				0.46	1.012
100	08101-06306	BEARING BALL	2				0.335	0.737
110	68741-18410	SHAFT PINION	1				4.31	9.482
120	68741-18440	GEAR	1				4.92	10.824
130	68741-18430	COLLAR	1				0.23	0.506
140	68131-31480	WASHER	1				0.12	0.264
150	01173-61225	BOLT	1				0.034	0.0748
160	05012-00410	PIN STRAIGHT	1				0.001	0.0022
170	68131-31430	WASHER WITH CLAW	1				0.01	0.022
180	09506-08012	SEAL OIL	1				0.038	0.0836
190	08101-06309	BEARING BALL	1				0.82	1.804
200	08621-00311	BEARING ROLLER	1				1.48	3.256

SWIVEL BEARING



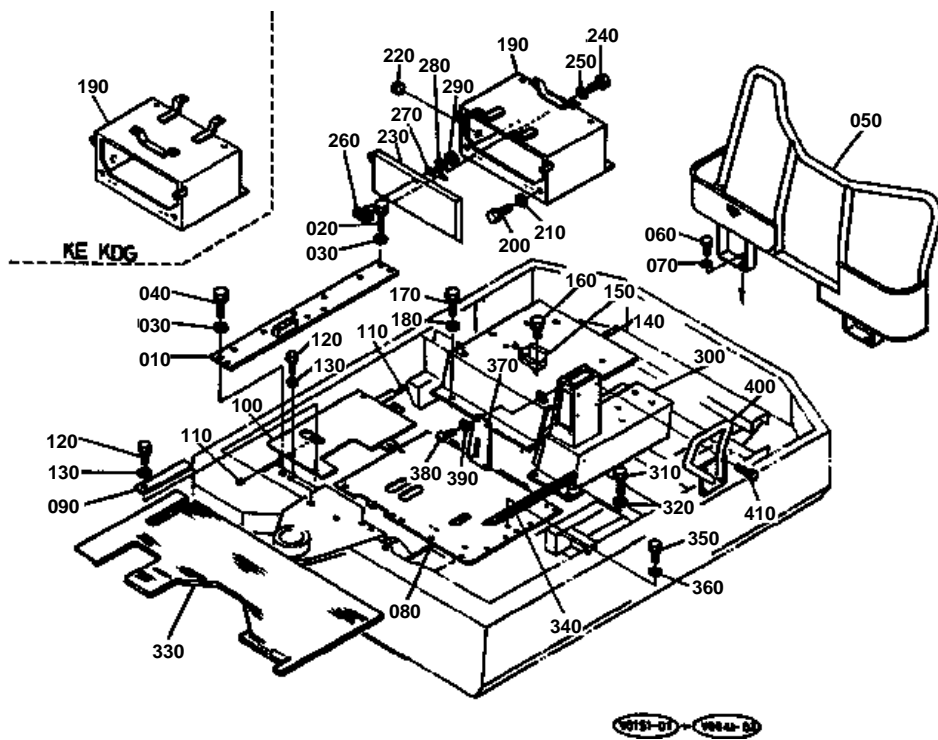


SWIVEL BEARING

↔ Interchangeable; ≠ not interchangeable; ← new for old; → old for new

REF.No	Part No.	Description	Q'ty	S.No.	I/C	REMARKS	Weight (kgf)	Weight (lb)
010	68541-19110	BEARING SWING	1				45	99
020	68641-19120	SEAL A	1				0.12	0.264
030	68641-19130	SEAL B	1				0.13	0.286
040	01176-61635	BOLT	37				0.04	0.088
050	04512-60160	WASHER SPRING	37				0.01	0.022
060	68581-19210	TUBE NYLON	2				0.01	0.022
070	68241-67470	CONNECTOR	4				0.013	0.0286
080	68241-67480	BODY CONNECTOR	4				0.01	0.022
090	68331-41350	NUT	4				0.002	0.0044
100	68331-41340	SLEEVE	4				0.001	0.0022
110	06616-25010	NIPPLE GREASE	2				0.008	0.0176

FLOOR PLATE

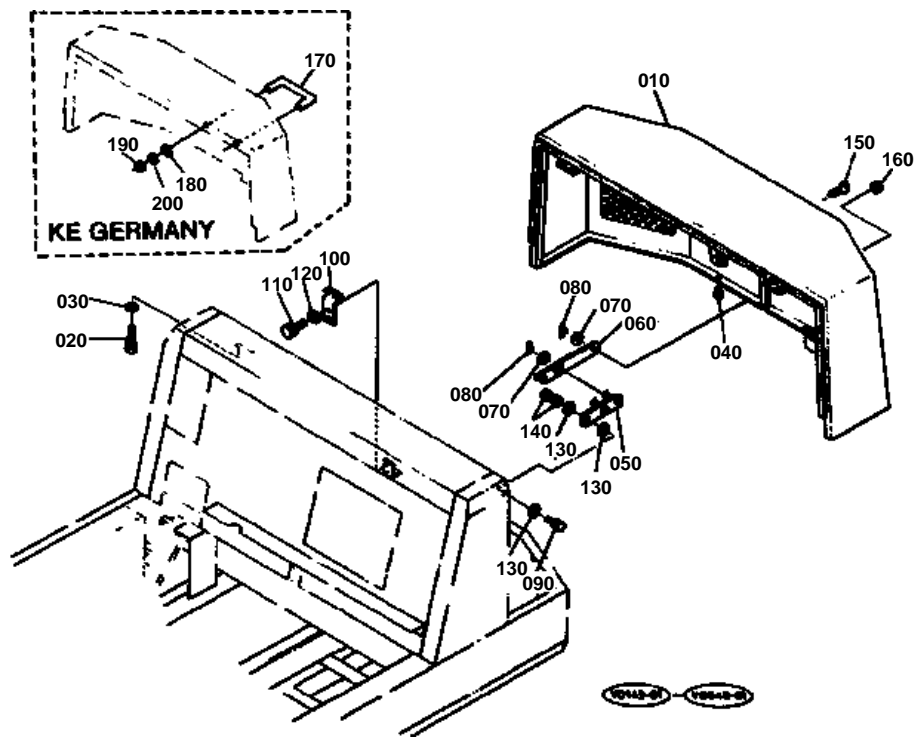


**FLOOR PLATE**

↔ Interchangeable; ≠ not interchangeable; ← new for old; → old for new

REF.No	Part No.	Description	Q'ty	S.No.	I/C	REMARKS	Weight (kgf)	Weight (lb)
010	68531-44122	PLATE	1				5	11
020	01133-61230	BOLT	3				0.04	0.088
030	04013-60120	WASHER PLAIN	5				0.01	0.022
040	01133-61225	BOLT	2				0.037	0.0814
050	68541-44192	RAIL HAND	1			CANOPY TYPE	12	26.4
060	01173-61630	BOLT	2			CANOPY TYPE	0.07	0.154
070	04512-60160	WASHER SPRING	2			CANOPY TYPE	0.01	0.022
080	68548-44220	STEP	1				0	0
090	68541-44260	PLATE	1				0.255	0.561
100	68541-44383	STEP	1				2.72	5.984
110	08511-01415	BUSH	2				0.006	0.0132
120	01133-61020	BOLT	7				0.02	0.044
130	04013-60100	WASHER PLAIN	7				0.003	0.0066
140	68538-44430	SUPPORT SEAT	1				4.9	10.78
150	68351-41350	CLAMP	1				0.05	0.11
160	01123-60816	BOLT	2				0.01	0.022
170	01133-61020	BOLT	6				0.02	0.044
180	04013-60100	WASHER PLAIN	6				0.003	0.0066
190	68548-44440	CASE TOOLS	1			EXCEPT KE KDG	6	13.2
200	01133-61020	BOLT	4				0.02	0.044
210	04013-60100	WASHER PLAIN	4				0.003	0.0066
220	68741-41280	GROMMET	1				0	0
230	68548-44450	COVER TOOLS CASE	1				0.58	1.276
240	01053-60612	BOLT	4				0.006	0.0132
250	04012-60060	WASHER PLAIN	4				0.004	0.0088
260	55411-21360	CATCH	1				0.018	0.0396
270	68741-44480	SPRING CATCH	1				0.001	0.0022
280	04012-60050	WASHER PLAIN	2				0	0
290	02054-60050	NUT	2				0.003	0.0066
300	68538-44460	SUPPORT SEAT	1				7.9	17.38
310	01133-61020	BOLT	4				0.02	0.044
320	04013-60100	WASHER PLAIN	4				0.003	0.0066
330	68541-44160	MAT RUBBER	1				4.6	10.12
340	68543-44220	COVER SEAL	1			CAB TYPE	0.54	1.188
350	01133-61020	BOLT	2			CAB TYPE	0.02	0.044
360	04013-60100	WASHER PLAIN	2			CAB TYPE	0.003	0.0066
370	68548-65690	COVER	1				1.1	2.42
380	03004-60616	SCREW WITH WASHER	4				0.01	0.022
390	04013-60060	WASHER PLAIN	4				0.001	0.0022
400	68748-44190	RAIL HAND	1				2.35	5.17
410	01133-61025	BOLT	4				0.02	0.044

BONNET

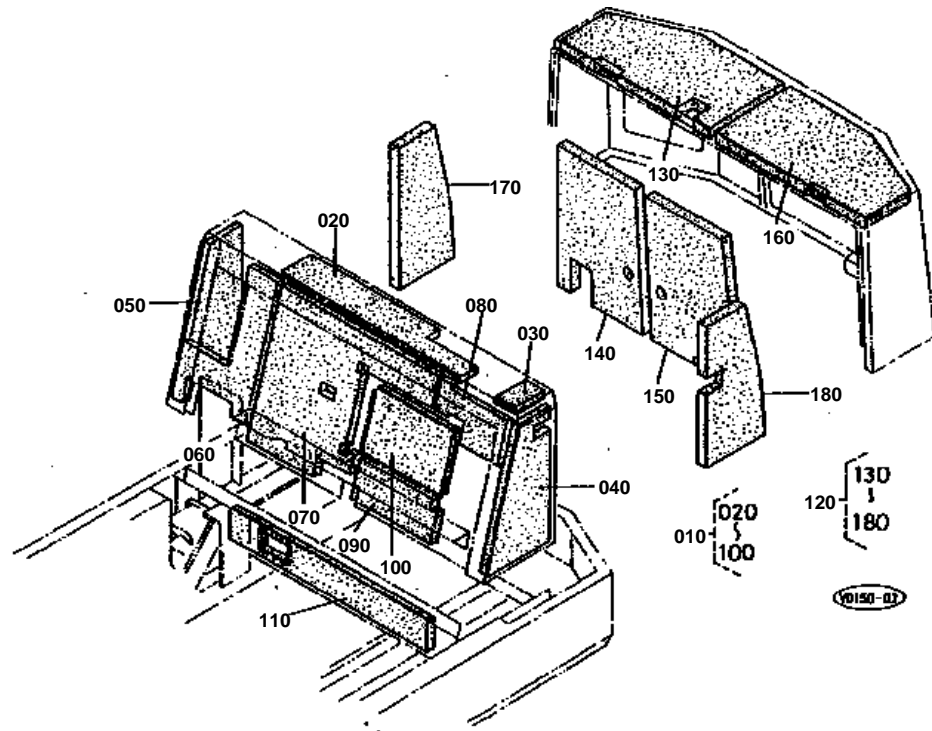


**BONNET**

↔ Interchangeable; ≠ not interchangeable; ← new for old; → old for new

REF.No	Part No.	Description	Q'ty	S.No.	I/C	REMARKS	Weight (kgf)	Weight (lb)
010	68738-43410	BONNET	1				16	35.2
020	01133-61020	BOLT	4				0.02	0.044
030	04013-60100	WASHER PLAIN	4				0.003	0.0066
040	68351-43220	CUSHION	2				0.004	0.0088
050	68641-43640	LINK	1				0.17	0.374
060	68741-43650	LINK	1				0.23	0.506
070	04011-60100	WASHER PLAIN	2				0.024	0.0528
080	05516-61000	PIN SNAP	2				0.003	0.0066
090	01133-61035	BOLT	1				0.027	0.0594
100	68721-43460	STOPPER	2				0.24	0.528
110	01133-61035	BOLT	4				0.027	0.0594
120	04013-60100	WASHER PLAIN	4				0.003	0.0066
130	04013-60100	WASHER PLAIN	3				0.003	0.0066
140	02118-60100	NUT	2				0.006	0.0132
150	68285-43180	KEY	2				0.01	0.022
160	68241-53130	GROMMET	2			EXP. KUK KTA KTC	0.002	0.0044

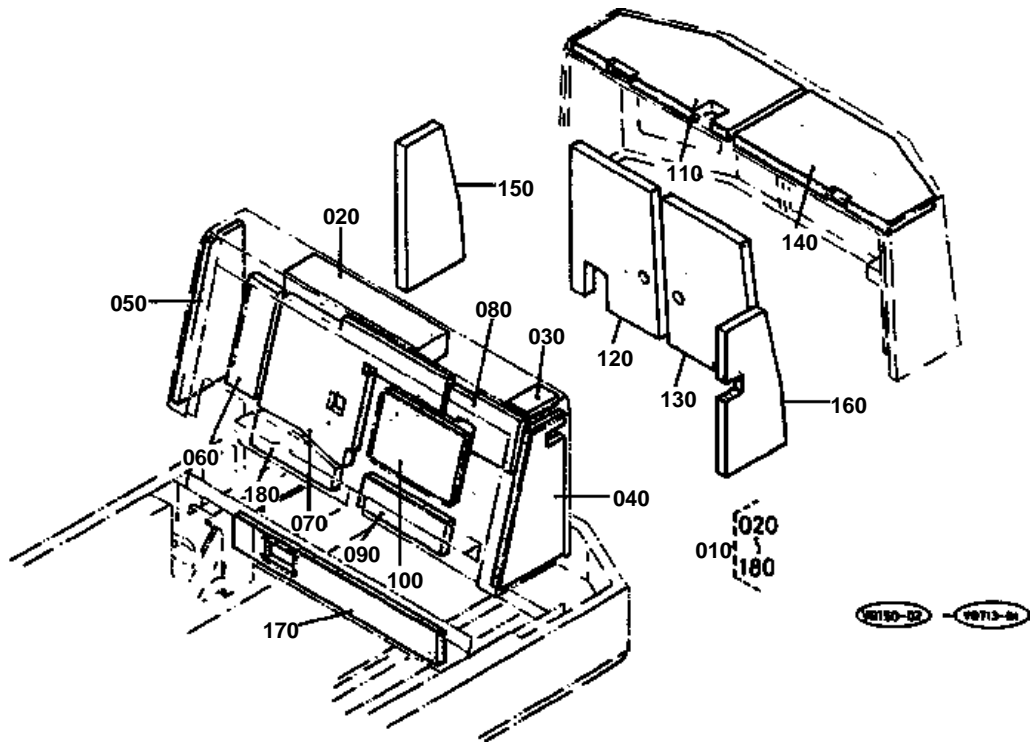
BONNET SPONGE EXCEPT [KTA(ROPS) KTC]



**BONNET SPONGE EXCEPT [KTA(ROPS) KTC]**

↔ Interchangeable; ≠ not interchangeable; ← new for old; → old for new

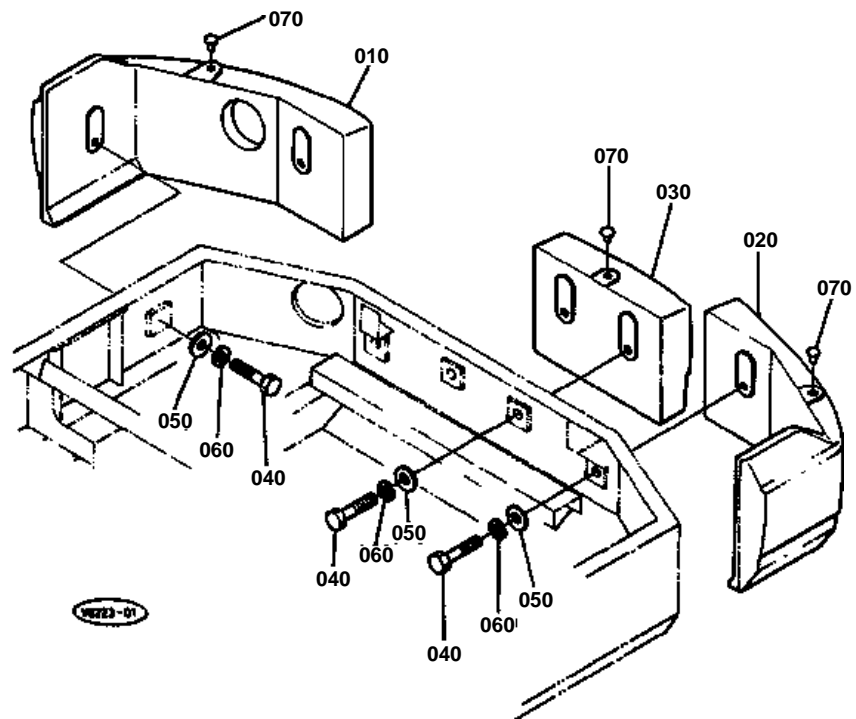
REF.No	Part No.	Description	Q'ty	S.No.	I/C	REMARKS	Weight (kgf)	Weight (lb)
010	68531-41800	KIT SPONGE	1				0	0
020	68531-43750	SPONGE	1				0.1	0.22
030	68531-43970	SPONGE	1				0.12	0.264
040	68731-43760	SPONGE	1				0.042	0.0924
050	68731-43770	SPONGE	1				0.05	0.11
060	68531-43780	SPONGE	1				0.05	0.11
070	68531-43790	SPONGE	1				0.15	0.33
080	68531-43810	SPONGE	1				0.02	0.044
090	68731-43820	SPONGE	1				0.03	0.066
100	68731-43850	SPONGE	1				0.05	0.11
110	68731-43960	SPONGE	1				0.1	0.22
120	68531-43800	KIT SPONGE	1				0	0
130	68731-43870	SPONGE	1				0.19	0.418
140	68731-43885	SPONGE	1				0.17	0.374
150	68731-43914	SPONGE	1				0.175	0.385
160	68731-43920	SPONGE	1				0.16	0.352
170	68731-43930	SPONGE	1				0.14	0.308
180	68731-43950	SPONGE	1				0.09	0.198



**BONNET SPONGE [KTA(ROPS) KTC]**

↔ Interchangeable; ≠ not interchangeable; ← new for old; → old for new

REF.No	Part No.	Description	Q'ty	S.No.	I/C	REMARKS	Weight (kgf)	Weight (lb)
010	68538-43600	KIT SPONGE	1				2.5	5.5
020	68538-43750	SPONGE	1				0.04	0.088
030	68531-43970	SPONGE	1				0.12	0.264
040	68731-43760	SPONGE	1				0.042	0.0924
050	68731-43770	SPONGE	1				0.05	0.11
060	68538-43780	SPONGE	1				0.03	0.066
070	68538-43790	SPONGE	1				0	0
080	68538-43810	SPONGE	1				0.02	0.044
090	68538-43820	SPONGE	1				0.02	0.044
100	68731-43850	SPONGE	1				0.05	0.11
110	68731-43870	SPONGE	1				0.19	0.418
120	68731-43885	SPONGE	1				0.17	0.374
130	68731-43914	SPONGE	1				0.175	0.385
140	68731-43920	SPONGE	1				0.16	0.352
150	68731-43930	SPONGE	1				0.14	0.308
160	68731-43950	SPONGE	1				0.09	0.198
170	68731-43960	SPONGE	1				0.1	0.22
180	68538-43830	SPONGE	1				0.03	0.066

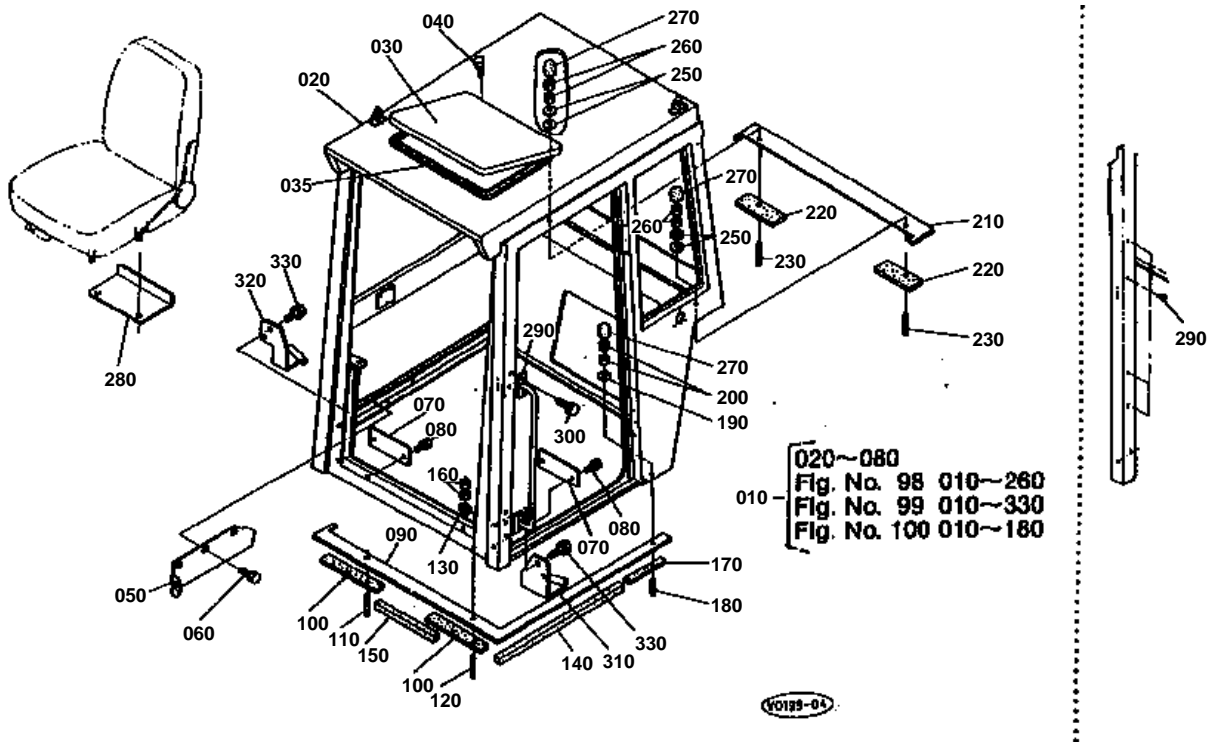




WEIGHT [KH-61(H)]

↔ Interchangeable; ≠ not interchangeable; ← new for old; → old for new

REF.No	Part No.	Description	Q'ty	S.No.	I/C	REMARKS	Weight (kgf)	Weight (lb)
010	68531-48210	WEIGHT RH	1				63	138.6
020	68531-48220	WEIGHT LH	1				58	127.6
030	68531-48230	WEIGHT	1				30	66
040	01173-61640	BOLT	6				0.085	0.187
050	04015-60160	WASHER PLAIN	6				0.058	0.1276
060	04512-60160	WASHER SPRING	6				0.01	0.022
070	90545-11340	PLUG	3				0.002	0.0044





CABIN (BODY) [EXP. KUK KE KTA P. KE(-S)]

↔ Interchangeable; ≠ not interchangeable; ← new for old; → old for new

REF.No	Part No.	Description	Q'ty	S.No.	I/C	REMARKS	Weight (kgf)	Weight (lb)
010	68533-46102	ASSY CABIN	1				210	462
020	68533-46110	CABIN	1				0	0
030	68743-46652	SET CAR 1A	1				4	8.8
035	68543-46830	SEAL	1				0.38	0.836
040	01153-60812	BOLT	4				0.01	0.022
050	68743-46132	COVER RH	1				0.95	2.09
060	01123-60816	BOLT	4				0.01	0.022
070	68743-46790	COVER FRONT	2				0.146	0.3212
080	03004-60610	SCREW WITH WASHER	4				0.01	0.022
090	68733-46983	COVER	1				1.5	3.3
100	68743-46932	CUSHION	2				0.25	0.55
110	68743-46970	BOLT STUD	1				0.11	0.242
120	68271-46834	BOLT STUD	1				0.122	0.2684
130	68743-46880	WASHER	2				0.012	0.0264
140	68733-46770	RUBBER PACKING	1				0.06	0.132
150	68743-46780	RUBBER PACKING	1				0.03	0.066
160	02174-60160	NUT	4				0.02	0.044
170	68743-46942	CUSHION	1				0.11	0.242
180	68743-46960	BOLT STUD	1				0.055	0.121
190	04013-60120	WASHER PLAIN	1				0.01	0.022
200	02174-60120	NUT	2				0.01	0.022
210	68733-46993	COVER	1				1.65	3.63
220	68733-46952	CUSHION	2				0.22	0.484
230	01574-61260	STUD	2				0.05	0.11
240	99999-99999	BLANK	0				0	0
250	04013-60120	WASHER PLAIN	4				0.01	0.022
260	02174-60120	NUT	4				0.01	0.022
270	68165-46920	CAP (M 10)	3				0.004	0.0088
280	68733-38112	SUPPORT SEAT	1				0.57	1.254
290	68543-46160	CAP	4	≤10438			0.005	0.011
290	68549-46150	RAIL HAND	1	≥10439	≠		1.5	3.3
300	01123-60820	BOLT	1	≥10439			0.015	0.033
310	68549-46310	BASE LH	1	≥10439			1.03	2.266
320	68549-46320	BASE RH	1	≥10439			0.89	1.958
330	01133-61025	BOLT	4	≥10439			0.02	0.044



CABIN (BODY) [KTA(ROPS) KTC]

↔ Interchangeable; ≠ not interchangeable; ← new for old; → old for new

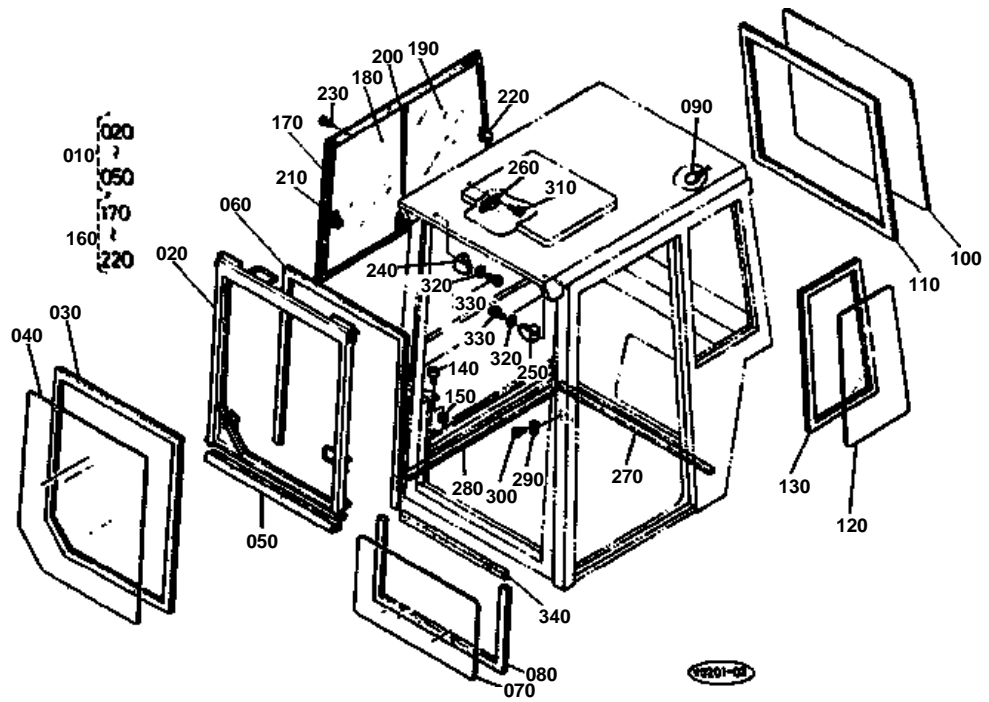
REF.No	Part No.	Description	Q'ty	S.No.	I/C	REMARKS	Weight (kgf)	Weight (lb)
010	68539-46200	ASSY CABIN	1				0	0
020	99999-99999	BLANK	0				0	0
030	68743-46132	COVER RH	1				0.95	2.09
040	01123-60816	BOLT	4				0.01	0.022
050	68549-46780	COVER FRONT	1				0.19	0.418
060	68549-46790	COVER FRONT	1				0.11	0.242
070	03004-60610	SCREW WITH WASHER	4				0.01	0.022
080	68549-46810	BELT SEAT	1				1.1	2.42
090	01133-61230	BOLT	2				0.04	0.088
100	68539-46820	COVER	1				2	4.4
110	68549-46830	CUSHION	2				0.16	0.352
120	68549-46840	PLATE	1				0.59	1.298
130	68549-46850	COLLAR	2				0.13	0.286
140	68549-46860	BOLT STUD	2				0.11	0.242
150	02174-60160	NUT	2				0.02	0.044
160	02172-60160	NUT	2				0.019	0.0418
170	68549-46870	CUSHION	2				0.08	0.176
180	68549-46880	PLATE	1				0.28	0.616
190	68549-46850	COLLAR	1				0.13	0.286
200	68549-46890	BOLT STUD	1				0.15	0.33
210	02174-60160	NUT	1				0.02	0.044
220	02172-60160	NUT	1				0.019	0.0418
230	68733-46770	RUBBER PACKING	1				0.06	0.132
240	68549-46910	RUBBER PACKING	1				0.03	0.066
250	68743-46940	CUSHION	1				0	0
260	68743-46960	BOLT STUD	1				0.055	0.121
270	04013-60120	WASHER PLAIN	1				0.01	0.022
280	02174-60120	NUT	2				0.01	0.022
290	68539-46920	COVER	1				0	0
300	68549-46930	CUSHION	2				0.25	0.55
310	68549-46940	CUSHION	1				0.04	0.088
320	68549-46950	PLATE	2				0.13	0.286
330	68549-46850	COLLAR	2				0.13	0.286
340	68549-46860	BOLT STUD	2				0.11	0.242
350	02174-60160	NUT	2				0.02	0.044
360	02172-60160	NUT	2				0.019	0.0418
370	68549-46960	CAP	2				0.01	0.022
380	68165-46920	CAP (M 10)	1				0.004	0.0088
390	68733-38112	SUPPORT SEAT	1				0.57	1.254
400	68543-46160	CAP	4	≤10438			0.005	0.011
400	68549-46160	RAIL HAND	1	≥10439	≠		1.33	2.926
410	01123-60820	BOLT	4	≥10439			0.015	0.033
420	68549-46970	CUSHION	1	≥10406			0.04	0.088
430	68549-46310	BASE LH	1	≥10439			1.03	2.266
440	68549-46320	BASE RH	1	≥10439			0.89	1.958
450	01133-61025	BOLT	4	≥10439			0.02	0.044
460	68539-46710	SET ROPS CABIN	1			OPTION	0	0

**CABIN (DOOR)**

↔ Interchangeable; ≠ not interchangeable; ← new for old; → old for new

REF.No	Part No.	Description	Q'ty	S.No.	I/C	REMARKS	Weight (kgf)	Weight (lb)
010	68533-46300	ASSY DOOR	1				36	79.2
020	68533-46310	DOOR	1				0	0
030	68733-46320	WINDOW	1				3.5	7.7
040	68733-46330	RUBBER Z	1				0.88	1.936
050	68733-46350	WINDOW	1				2.5	5.5
060	68733-46360	RUBBER Z	1				0.77	1.694
070	68285-46570	GRIP	1				0.085	0.187
080	03004-60616	SCREW WITH WASHER	4				0.01	0.022
090	03024-60512	SCREW WITH WASHER	4				0.002	0.0044
100	68285-46830	HANDLE	1				0.3	0.66
110	04512-60080	WASHER SPRING	2				0.002	0.0044
120	02014-60080	NUT	2				0	0
130	68733-46280	ASSY CATCH	1				0.53	1.166
140	68285-46610	BRACKET	1				0.14	0.308
150	03024-60508	SCREW WITH WASHER	1				0.005	0.011
160	68285-46120	HANDLE	1				0.095	0.209
170	03024-60510	SCREW WITH WASHER	3				0.01	0.022
180	68733-46370	COVER DOOR	1				0.59	1.298
190	68285-46660	CUSHION	1				0.055	0.121
200	68743-46400	ASSY LOCK DOOR	1				0.35	0.77
210	68743-46380	LOCK	1				0.1	0.22
220	68743-46390	LOCK	1				0.24	0.528
230	03024-60516	SCREW WITH WASHER	3				0.003	0.0066
240	68743-46290	GROMMET	1				0.03	0.066
250	68733-46670	RUBBER SEAL 2	1				0.95	2.09
260	68285-99910	KEY CABIN	1				0.02	0.044
270	68543-46810	STRIKER	1	>=11471			0.06	0.132
280	68543-46820	WASHER	2	>=11471			0.003	0.0066
290	03016-50820	SCREW	2	>=11471			0.008	0.0176

CABIN (FRONT DOOR)

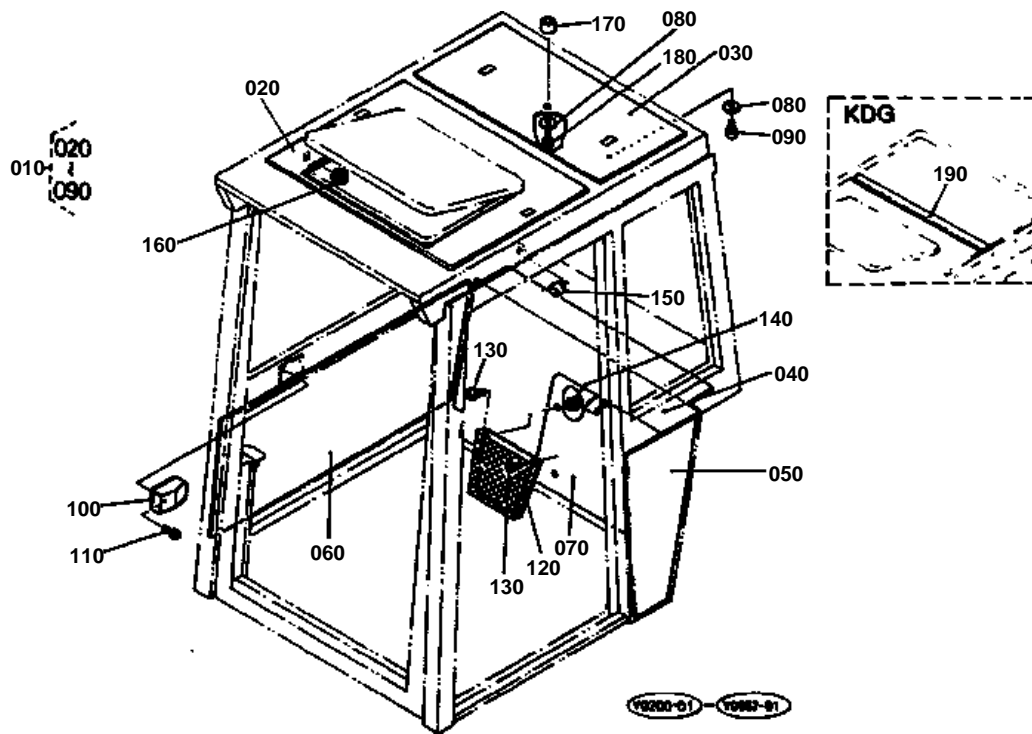


**CABIN (FRONT DOOR)**

↔ Interchangeable; ≠ not interchangeable; ← new for old; → old for new

REF.No	Part No.	Description	Q'ty	S.No.	I/C	REMARKS	Weight (kgf)	Weight (lb)
010	68733-46203	ASSY DOOR FRONT	1				14	30.8
020	68733-46343	DOOR FRONT	1				8	17.6
030	68733-46210	RUBBER Z	1				0.97	2.134
040	68733-46220	WINDOW	1				6.2	13.64
050	68743-46230	RUBBER SLINGER	1				0.2	0.44
060	68733-46240	RUBBER FRONT DOOR	1				0.75	1.65
070	68733-46250	WINDOW	1			EXCEPT KTA(ROPS) KTC	4.5	9.9
070	68539-46250	WINDOW	1			KTA(ROPS) KTC	5.5	12.1
080	68733-46260	RUBBER Z	1			EXCEPT KTA(ROPS) KTC	0.7	1.54
080	68539-46260	RUBBER Z	1			KTA(ROPS) KTC	0.76	1.672
090	68285-46660	CUSHION	2				0.055	0.121
100	68743-46412	WINDOW	1			EXCEPT KTA(ROPS) KTC	6.5	14.3
100	68549-46410	WINDOW	1			KTA(ROPS) KTC	6	13.2
110	68743-46420	RUBBER Z	1			EXCEPT KTA(ROPS) KTC	1.15	2.53
110	68549-46420	RUBBER Z	1			KTA(ROPS) KTC	1.15	2.53
120	68733-46430	WINDOW	1				2.4	5.28
130	68733-46440	RUBBER Z	1				0.61	1.342
140	68743-46450	CUSHION	2				0.07	0.154
150	02174-60120	NUT	2				0.01	0.022
160	68733-46602	ASSY SASH	1				18	39.6
170	68733-46612	FRAME SASH	1				3.2	7.04
180	68733-46620	WINDOW	1				3.5	7.7
190	68733-46630	WINDOW	1				3	6.6
200	68733-46080	ASSY GUIDE	1				0.11	0.242
210	68743-46050	ASSY WINDOW LOCK	1				0.1	0.22
220	68743-46030	ASSY BALUSTRAD	1				0.07	0.154
230	03056-60412	SCREW CSK-KD	17				0	0
240	68743-46460	STOPPER	1				0.05	0.11
250	68743-46470	STOPPER	1				0.05	0.11
260	68743-46480	STOPPER	1				0.05	0.11
270	68743-46680	RUBBER SEAL 2	1				0.265	0.583
280	68733-46690	RUBBER SEAL 2	1				0.13	0.286
290	68743-46872	PLATE WINDOW WASHER	1				0.01	0.022
300	03004-60616	SCREW WITH WASHER	2				0.01	0.022
310	03004-60812	SCREW WITH WASHER	2				0.01	0.022
320	04012-60060	WASHER PLAIN	2				0.004	0.0088
330	03014-60625	SCREW PAN HEAD	2				0.007	0.0154
340	68749-46940	RUBBER U	1				0.05	0.11

CABIN (SPONGE)

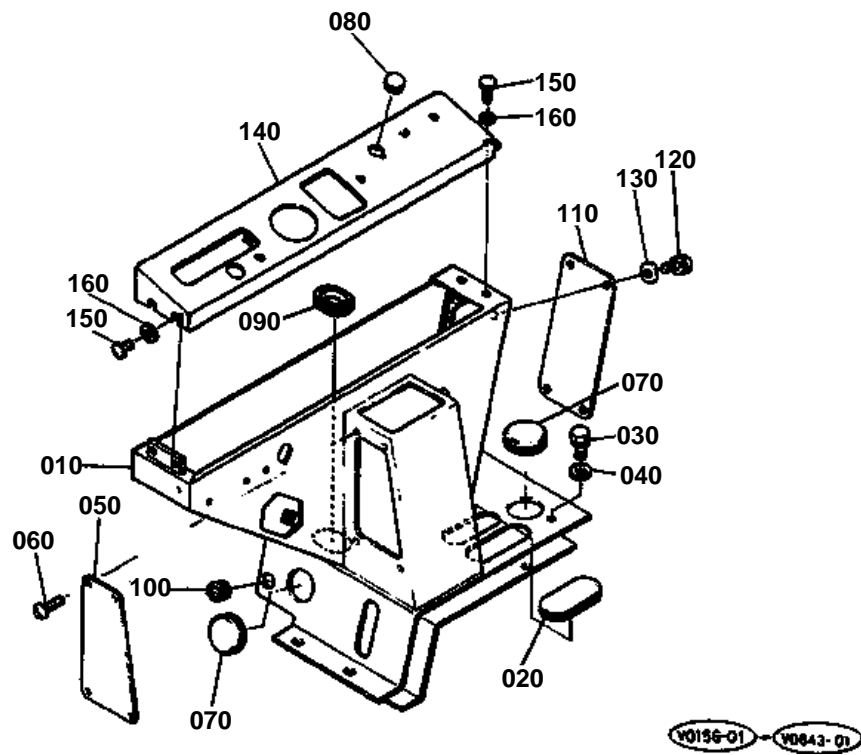


**CABIN (SPONGE)**

↔ Interchangeable; ≠ not interchangeable; ← new for old; → old for new

REF.No	Part No.	Description	Q'ty	S.No.	I/C	REMARKS	Weight (kgf)	Weight (lb)
010	68733-46500	ASSY SPONGE	1				3.5	7.7
020	68733-46660	SPONGE	1				1.3	2.86
030	68733-46520	SPONGE	1				0.5	1.1
040	68733-46540	SPONGE REAR	1				1.4	3.08
050	68733-46550	SPONGE LH	1				0.49	1.078
060	68733-46560	SPONGE RH	1				1.01	2.222
070	68733-46570	COVER SPONGE	1				0.7	1.54
080	68285-46180	RETAINER SPONGE	5				0.005	0.011
090	03024-60506	SCREW WITH WASHER	4				0.003	0.0066
100	68743-46120	ASH-TRAY	1				0	0
110	03024-60406	SCREW WITH WASHER	3				0.001	0.0022
120	68285-46220	BOX	1				0.38	0.836
130	03024-60410	SCREW WITH WASHER	4				0.002	0.0044
140	02054-60040	NUT	4				0.001	0.0022
150	68743-46580	GROMMET	2				0.01	0.022
160	68743-46590	GROMMET	2				0.01	0.022
170	68285-46230	CUSHION	1				0.02	0.044
180	03024-60516	SCREW WITH WASHER	1				0.003	0.0066

INSTRUMENT PANEL

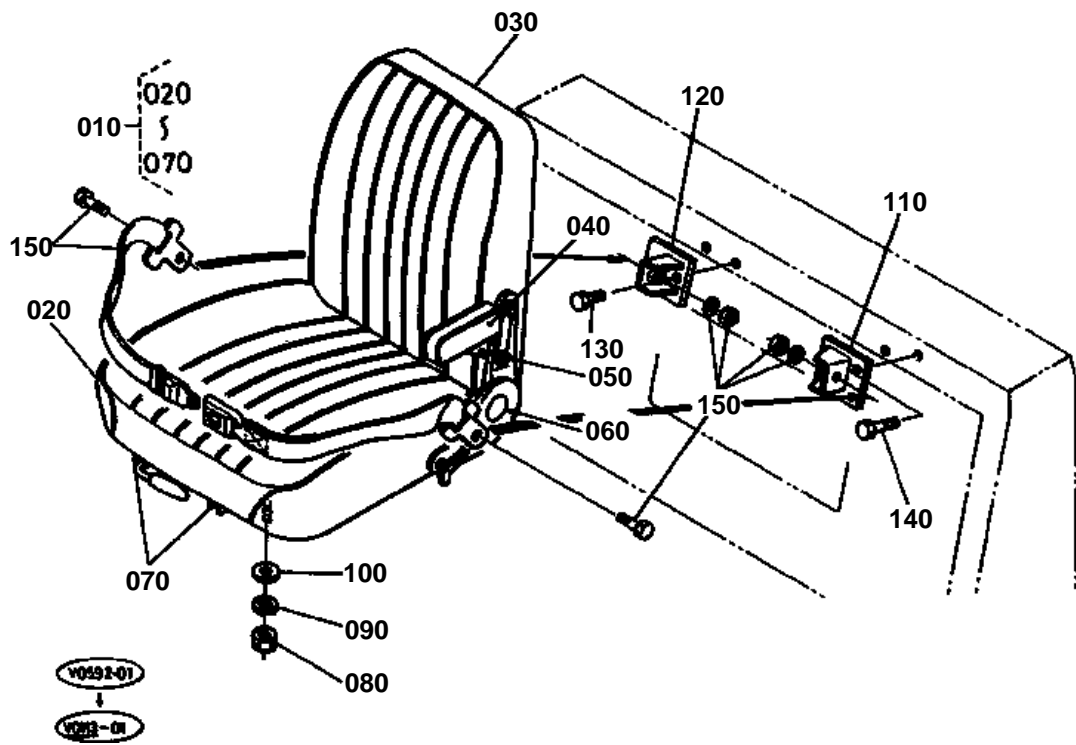




INSTRUMENT PANEL

↔ Interchangeable; ≠ not interchangeable; ← new for old; → old for new

REF.No	Part No.	Description	Q'ty	S.No.	I/C	REMARKS	Weight (kgf)	Weight (lb)
010	68538-53110	BOX PANEL	1				13.9	30.58
020	68741-93980	GROMMET	1				0.02	0.044
030	01133-61020	BOLT	4				0.02	0.044
040	04013-60100	WASHER PLAIN	4				0.003	0.0066
050	68548-44480	COVER	1				0.18	0.396
060	03004-60610	SCREW WITH WASHER	4				0.01	0.022
070	68748-53120	GROMMET	2				0.015	0.033
080	68331-51430	GROMMET	1			CANOPY TYPE	0.01	0.022
090	68741-41280	GROMMET	2			CANOPY TYPE	0	0
090	68741-41280	GROMMET	3			CAB TYPE	0	0
100	68551-51250	CUSHION	1				0.001	0.0022
110	68541-53170	COVER PANEL BOX	1				0.23	0.506
120	01123-60816	BOLT	4				0.01	0.022
130	04013-60080	WASHER PLAIN	4				0.002	0.0044
140	68541-53120	PANEL	1				1.2	2.64
150	03004-60816	SCREW WITH WASHER	4				0.011	0.0242
160	04013-60080	WASHER PLAIN	4				0.002	0.0044

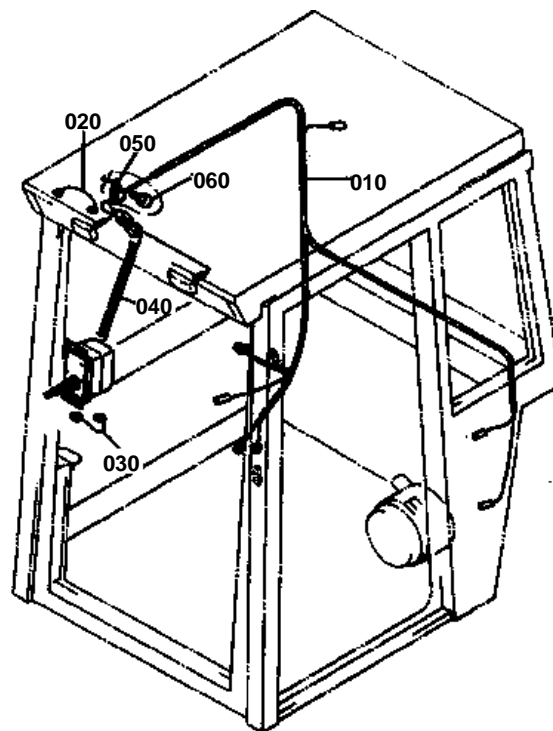




SEAT [EXP. KUK S. KTA P. KTC]

↔ Interchangeable; ≠ not interchangeable; ← new for old; → old for new

REF.No	Part No.	Description	Q'ty	S.No.	I/C	REMARKS	Weight (kgf)	Weight (lb)
010	68548-38000	ASSY SEAT	1				12	26.4
020	68541-38160	ASSY CHAIR	1				3.3	7.26
030	68541-38170	ASSY SEAT BACK	1				4	8.8
040	68548-38180	ASSY ARMREST	1				0.11	0.242
050	68748-38190	ASSY BRACKET ARMREST	1				0.411	0.9042
060	68111-38260	ASSY LEVER REDINING	1				1.3	2.86
070	68111-38270	ASSY SLIDE LAIL	1				1.77	3.894
080	02114-60080	NUT	4				0.002	0.0044
090	04512-60080	WASHER SPRING	4				0.002	0.0044
100	04013-60080	WASHER PLAIN	4				0.002	0.0044
110	68548-41230	BRACKET LH	1			ROPS FOPS	0.58	1.276
120	68548-41240	BRACKET RH	1			ROPS FOPS	0.56	1.232
130	01133-61230	BOLT	3			ROPS FOPS	0.04	0.088
140	01133-61240	BOLT	1			ROPS FOPS	0.05	0.11
150	68817-43380	ASSY BELT SEAT	1			ROPS FOPS	0.85	1.87



10775-01

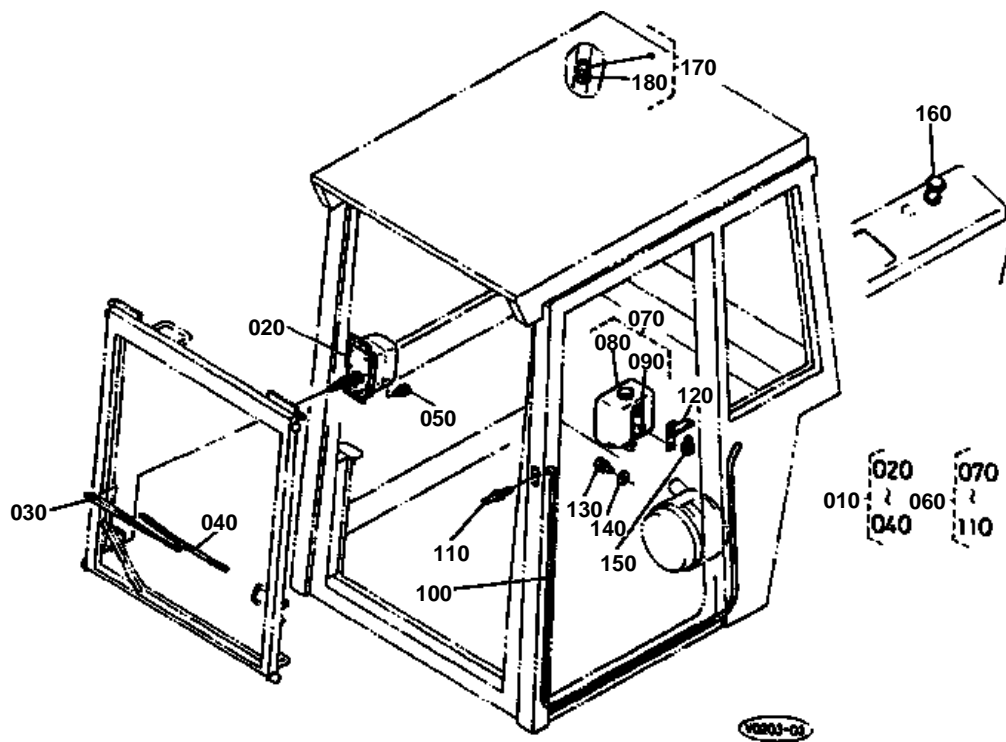


WIRING HARNESS (CABIN)

↔ Interchangeable; ≠ not interchangeable; ← new for old; → old for new

REF.No	Part No.	Description	Q'ty	S.No.	I/C	REMARKS	Weight (kgf)	Weight (lb)
010	68743-53110	WIRE HARNESS	1			EXCEPT KTA(ROPS) KTC KTA(ROPS) KTC	0.33	0.726
010	68549-53110	WIRE HARNESS	1				0.33	0.726
020	68743-53120	WIRE HARNESS	2				0.004	0.0088
030	68331-53440	WIREHARNESS	1				0.005	0.011
040	68271-53360	WIRE HARNESS	1				0.06	0.132
050	13824-67580	CLAMP CORD	1				0.006	0.0132
060	01133-61016	BOLT	1				0.018	0.0396

CABIN (WIPER MOTOR)

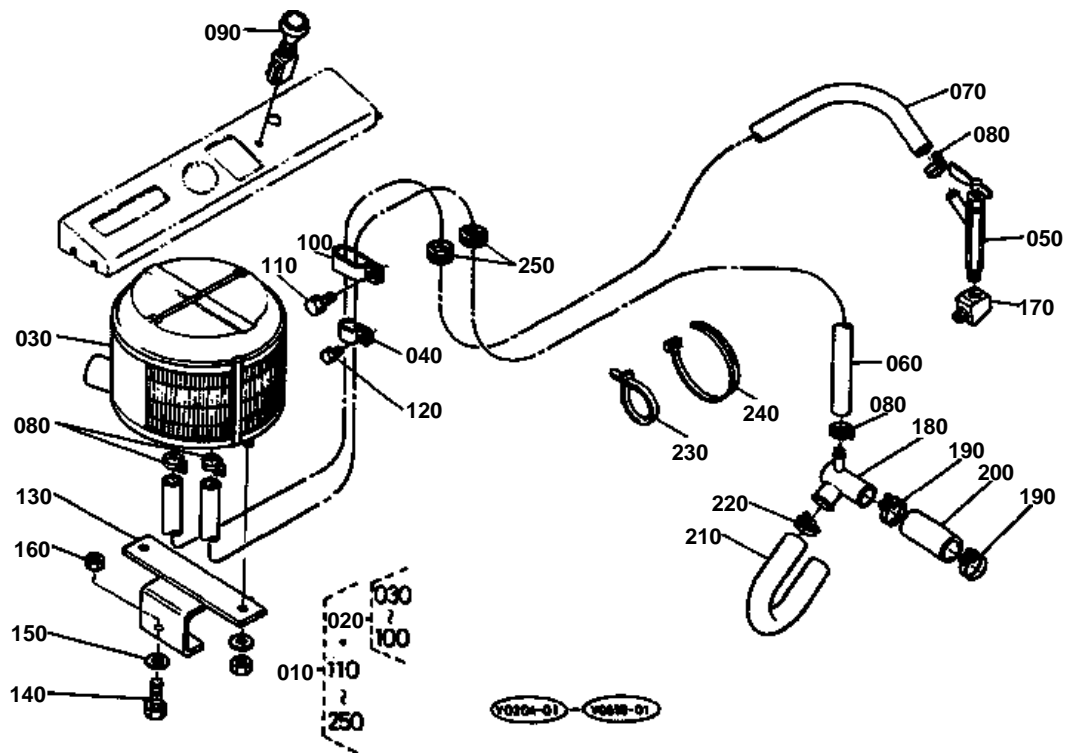


**CABIN (WIPER MOTOR)**

↔ Interchangeable; ≠ not interchangeable; ← new for old; → old for new

REF.No	Part No.	Description	Q'ty	S.No.	I/C	REMARKS	Weight (kgf)	Weight (lb)
010	68743-46700	ASSY WIPER	1				2.12	4.664
020	68743-46710	MOTOR WIPER	1				1.68	3.696
030	68271-53220	ARM WIPER	1				0.21	0.462
040	68331-53270	BLADE WIPER	1				0.08	0.176
050	03004-60612	SCREW WITH WASHER	6				0.005	0.011
060	68743-46900	ASSY WASHER WINDOW	1				0.44	0.968
070	68743-46910	TANK ASSY	1				0.3	0.66
080	68743-46740	TANK WASHER	1				0.23	0.506
090	68743-46750	BRACKET TANK	1				0.093	0.2046
100	68743-46920	TUBE VINYL	1				0.05	0.11
110	68353-46750	ASSY NOZZLE	1				0.006	0.0132
120	68743-46890	BRACKET	1				0.179	0.3938
130	01023-60616	BOLT	2				0.005	0.011
140	04013-60060	WASHER PLAIN	2				0.001	0.0022
150	01173-60816	BOLT	2				0.01	0.022
160	68353-46480	SWITCH	1				0.075	0.165
170	68353-46400	ASSY LAMP ROOM	1				0.04	0.088
180	68353-46790	LAMP	1				0.001	0.0022

CABIN (HEATER)

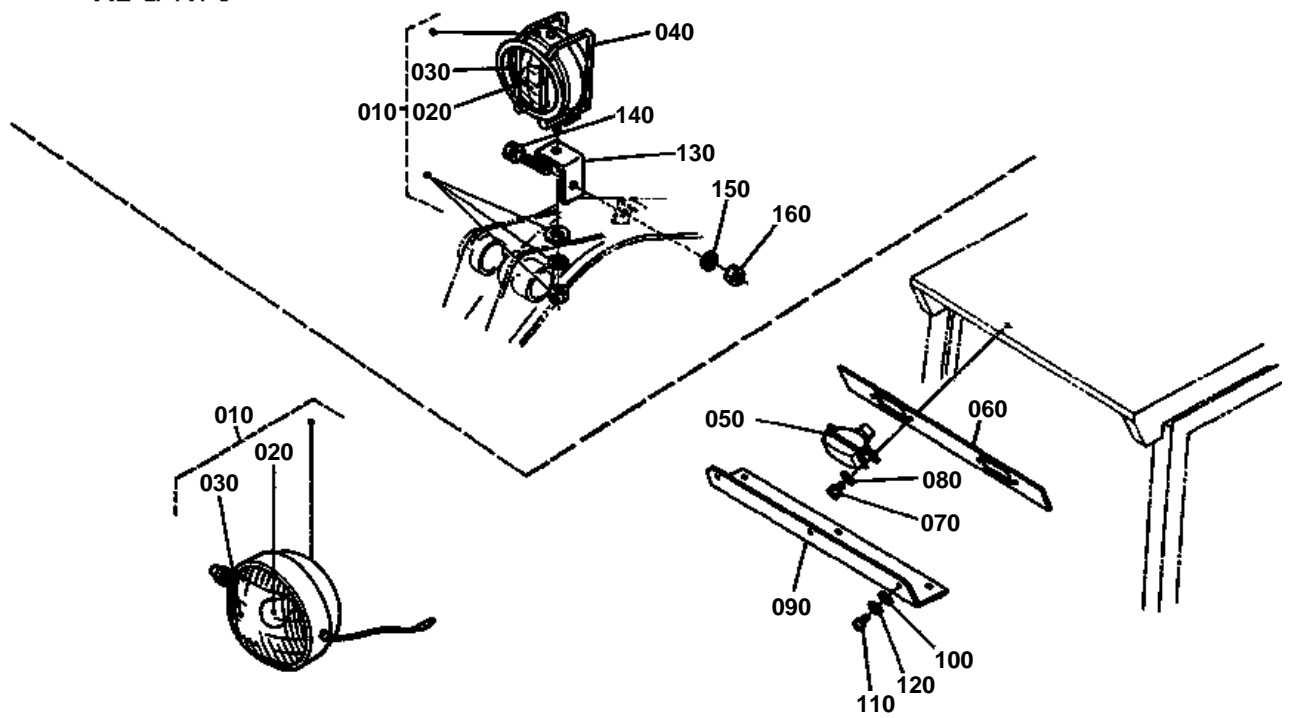


**CABIN (HEATER)**

↔ Interchangeable; ≠ not interchangeable; ← new for old; → old for new

REF.No	Part No.	Description	Q'ty	S.No.	I/C	REMARKS	Weight (kgf)	Weight (lb)
010	68539-46020	ASSY HEATER	1	<=11470			0	0
010	68539-46022	ASSY HEATER	1	>=11471	←		7	15.4
020	68733-46800	ASSY HEATER	1				3.94	8.668
030	90038-11110	HEATER	1				3	6.6
040	90038-11170	CLAMP	1				0.025	0.055
050	90038-11120	VALVE	1				0.2	0.44
060	68733-46830	HOSE	1				0.26	0.572
070	68733-46840	HOSE	1				0.38	0.836
080	90038-11150	BAND	4				0.02	0.044
090	90038-11190	SWITCH	1				0.1	0.22
100	90038-11180	CLAMP	1				0.02	0.044
110	01133-61020	BOLT	1				0.02	0.044
120	01053-60616	BOLT	1				0.006	0.0132
130	68749-46810	BRACKET HEATER	1				0.72	1.584
140	01133-61020	BOLT	2				0.02	0.044
150	04013-60100	WASHER PLAIN	2				0.003	0.0066
160	02118-60100	NUT	2				0.006	0.0132
170	68164-46620	ADAPTER	1	<=11470			0.249	0.5478
170	68521-46620	ADAPTER	1	>=11471	≠		0	0
180	68164-46650	JOINT WATER PIPE	1				0.26	0.572
190	15108-72870	BAND	2				0.027	0.0594
200	68164-46680	PIPE WATER	1				0.091	0.2002
210	68164-46670	PIPE WATER	1				0.11	0.242
220	15261-72780	BAND	2				0.024	0.0528
230	68331-52480	CLAMP CORD	5	<=10343			0.003	0.0066
230	55311-41260	CLAMP CORD	3	>=10344	↔		0.007	0.0154
240	71585-11190	BAND INLET PIPE	4	<=10343			0.002	0.0044
240	90038-11170	CLAMP	1	>=10344	↔		0.025	0.055
250	90407-11210	GROMMET	2				0.006	0.0132

KDG KTC



**LIGHT**

↔ Interchangeable; ≠ not interchangeable; ← new for old; → old for new

REF.No	Part No.	Description	Q'ty	S.No.	I/C	REMARKS	Weight (kgf)	Weight (lb)
010	68131-53130	ASSY LAMP	1				0	0
020	68131-53530	BULB	1				0.02	0.044
030	68131-53520	LENS	1				0.11	0.242
040	68131-53143	GUARD LAMP	1			KDG KTC	0	0
050	68743-46170	ASSY LIGHT HEAD	2				0.3	0.66
060	68723-46190	COVER LIGHT REAR	1				0.408	0.8976
070	01023-60616	BOLT	4				0.005	0.011
080	04013-60060	WASHER PLAIN	4				0.001	0.0022
090	68749-46180	COVER LIGHT	1				0.49	1.078
100	04012-60080	WASHER PLAIN	6				0	0
110	03004-60616	SCREW WITH WASHER	6				0.01	0.022
120	04012-60060	WASHER PLAIN	6				0.004	0.0088
130	68538-53280	BRACKET	1			KDG KTC	0.153	0.3366
140	01173-61025	BOLT	1			KDG KTC	0.02	0.044
150	04512-60100	WASHER SPRING	1			KDG KTC	0.002	0.0044
160	02118-60100	NUT	1			KDG KTC	0.006	0.0132



LABEL EXCEPT [KDG KE-(S)]

↔ Interchangeable; ≠ not interchangeable; ← new for old; → old for new

REF.No	Part No.	Description	Q'ty	S.No.	I/C	REMARKS	Weight (kgf)	Weight (lb)
010	68538-57100	LABEL KIT	1	↔=11470		EXP.	0	0
010	68538-57102	LABEL KIT	1	↗=11471	←	EXP.	0.25	0.55
010	68539-57400	LABEL KIT	1	↔=11221		KTC	0	0
010	68539-57402	LABEL KIT	1	↗=11222	←	KTC	0	0
010	68539-57403	LABEL KIT	1	↗=11471	←	KTC	0	0
015	68311-57260	MARK	1	↗=11471			0.008	0.0176
020	68165-59130	LABEL	1			EXCEPT KTC	0.006	0.0132
025	68741-92770	LABEL	1			KTC	0.006	0.0132
030	68388-57230	LABEL	1				0.003	0.0066
040	68748-57310	LABEL	1			EXCEPT KTC	0.001	0.0022
040	68381-57240	LABEL	1			KTC	0.001	0.0022
050	69201-57620	LABEL	1	↔=10438			0.002	0.0044
050	68581-57610	LABEL	1	↗=10439	≠		0.003	0.0066
060	68261-57610	LABEL	1				0.001	0.0022
070	68146-57230	LABEL	1			EXCEPT KTC	0.001	0.0022
070	68136-57230	LABEL	1	↔=10438		KTC	0.002	0.0044
070	68548-57420	LABEL	1	↗=10439	≠	KTC	0	0
080	68261-57620	LABEL	1				0.001	0.0022
090	68061-57350	LABEL	1			EXCEPT KTC	0.001	0.0022
090	68061-57350	LABEL	1	↔=10438		KTC	0.001	0.0022
090	68548-57440	LABEL	1	↗=10439	≠	KTC	0	0
090	68548-57442	LABEL	1	↗=11471	←	KTC	0.002	0.0044
100	68728-57230	LABEL	2			EXCEPT KTC	0.003	0.0066
105	68728-57260	LABEL	3	↔=10438		KTC	0	0
105	68728-57263	LABEL	3	↗=10439	≠	KTC	0	0
110	68165-57160	LABEL	1			EXCEPT KTC	0.001	0.0022
115	68271-57240	LABEL	1			KTC	0.005	0.011
120	68538-57410	LABEL	2				0.03	0.066
130	68531-57420	LABEL LH	1				0.005	0.011
140	68538-57430	LABEL	2				0.004	0.0088
150	68541-57450	LABEL	1				0.003	0.0066
160	68531-57460	LABEL	1				0.005	0.011
170	68531-57440	LABEL	1				0.001	0.0022
180	68541-57340	LABEL BONNET KUBOTA	1	↔=11470			0.02	0.044
180	68588-57340	LABEL BONNET KUBOTA	1	↗=11471	≠		0.03	0.066
210	68541-57530	LABEL KUBOTA RH	1	↔=11470			0.015	0.033
210	68468-57530	LABEL KUBOTA RH	1	↗=11471	≠		0.02	0.044
220	68541-57510	LABEL KUBOTA LH	1	↔=11470			0.015	0.033
220	68468-57510	LABEL KUBOTA LH	1	↗=11471	≠		0.02	0.044
230	68541-57350	LABEL	1				0.02	0.044
240	68531-57360	LABEL	1				0.01	0.022
250	68731-57320	LABEL	1				0.001	0.0022
260	68531-57330	LABEL BONNET RH	1				0.01	0.022
270	68531-57320	LABEL BONNET LH	1				0.01	0.022
280	68733-57520	STRIPE DOOR	1			CAB TYPE EXCEPT KTC	0.001	0.0022
290	68748-57130	LABEL	1				0.001	0.0022
300	68548-57340	LABEL	1				0.001	0.0022
310	99999-99999	BLANK	0				0	0
320	99999-99999	BLANK	0				0	0
360	68285-57830	LABEL	1	↔=10438		KTC	0.004	0.0088
360	68548-57450	LABEL	1	↗=10439	≠	KTC	0.001	0.0022
370	68285-57870	LABEL	2	↔=10438		KTC	0.001	0.0022
370	68285-57873	LABEL	3	↗=10439	≠	KTC	0	0
380	68285-57880	LABEL	1	↔=10438		KTC	0.001	0.0022
380	68285-57883	LABEL	1	↗=10439	≠	KTC	0	0
390	68285-57890	LABEL	1			KTC	0.001	0.0022
391	68538-57810	LABEL	1	↗=11222		KTC	0.011	0.0242
392	68708-57840	LABEL	1	↗=11222		KTC	0.01	0.022
393	68285-57823	LABEL	1	↗=11222		KTC	0.004	0.0088

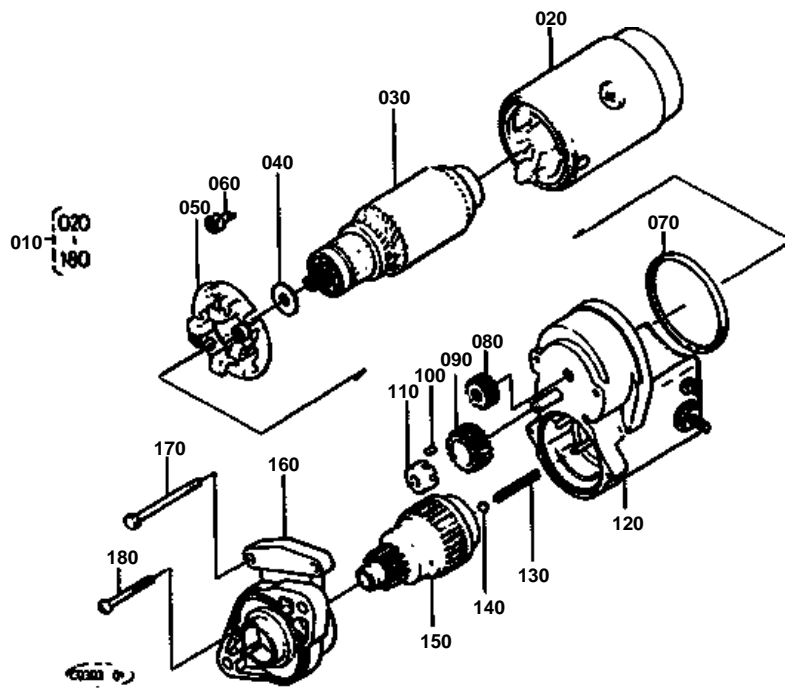


LABEL EXCEPT [KDG KE-(S)]

↔ Interchangeable; ≠ not interchangeable; ← new for old; → old for new

REF.No	Part No.	Description	Q'ty	S.No.	I/C	REMARKS	Weight (kgf)	Weight (lb)
400	68741-92710	LABEL	1			KTC	0.001	0.0022
410	15221-87220	LABEL	1				0.001	0.0022
420	15372-87310	LABEL	1				0.001	0.0022
430	15221-87212	LABEL	1				0.001	0.0022
440	15372-87210	LABEL	1				0.001	0.0022
450	68817-57830	LABEL	1			KTC	0.001	0.0022

STARTER (COMPONENT PARTS)





STARTER (COMPONENT PARTS)
S.No.;<=661952

↔ Interchangeable; ≠ not interchangeable; ← new for old; → old for new

REF.No	Part No.	Description	Q'ty	S.No.	I/C	REMARKS	Weight (kgf)	Weight (lb)
010	19212-63010	ASSY STARTER	1				6	13.2
020	15401-63080	YOKE	1				1.2	2.64
030	19212-63070	ARMATURE	1				1	2.2
040	19212-96670	WASHER FELT	1				0.001	0.0022
050	15401-63380	HOLDER BRUSH	1				0.1	0.22
060	15401-63390	SPRING BRUSH	4				0.003	0.0066
070	15401-96660	GASKET	1				0.002	0.0044
080	15401-63260	GEAR	1				0.02	0.044
090	15401-63270	GEAR	1				0.043	0.0946
100	19212-63100	ROLLER	5				0.002	0.0044
110	19212-63110	RETAINER	1				0.002	0.0044
120	19212-63020	SWITCH MAGNETIC	1				1.18	2.596
130	19212-63120	SPRING	1				0.004	0.0088
140	19212-97130	BALL	1				0.003	0.0066
150	19212-63040	CLUTCH	1				0.68	1.496
160	19212-63130	HOUSING DRIVE SIDE	1				0.555	1.221
170	15401-63320	BOLT THROUGH	2				0.017	0.0374
180	19212-93310	SCREW	2				0.011	0.0242

IMAGE NOT AVAILABLE



ACCESSORIES

↔ Interchangeable; ≠ not interchangeable; ← new for old; → old for new

REF.No	Part No.	Description	Q'ty	S.No.	I/C	REMARKS	Weight (kgf)	Weight (lb)
010	68538-81100	KIT TOOLS	1				3.52	7.744
020	32360-19300	SCREW DRIVER	1				0.07	0.154
030	07211-10150	PLIERS	1				0.16	0.352
040	07012-11012	SPANNER	1				0.041	0.0902
050	07012-11417	SPANNER	2				0.084	0.1848
060	07013-01012	WRENCH SOCKET	1				0.144	0.3168
070	07013-00022	COMP COVER BOX	1				0.225	0.495
080	07014-00008	SPANNER	1				0.052	0.1144
090	07014-00010	SPANNER	1				0.11	0.242
100	07018-81719	WRENCH OFFSET	1				0.192	0.4224
110	68061-81110	SQUEEZER GREASE	1				1.75	3.85
120	15221-86612	WRENCH FILTER	1				0	0
130	15241-86610	WRENCH FILTER	1				0.133	0.2926
140	68548-81210	MANUAL INSTRUCTION	1			EXP. KUK KE	0	0
140	68548-81212	MANUAL INSTRUCTION	1	<=10792	←	EXP. KUK KE	0	0
140	68548-81213	MANUAL INSTRUCTION	1	>=10793	←	EXP. KUK KE S.	0	0
140	68548-81214	MANUAL INSTRUCTION	1		←	EXP. KUK KE S. KTA P.	0	0
140	68548-81250	MANUAL INSTRUCTION	1	<=10792		KTC	0	0
140	68548-81252	MANUAL INSTRUCTION	1	>=10793	←	KTC	0	0
150	68538-81220	PARTS LIST	1				0	0
150	68538-81223	PARTS LIST	1		←		0	0
150	68538-81224	PARTS LIST	1		←		0.23	0.506
160	67111-55190	RING FUSE	1				0.005	0.011