

Instructions for Parts Books

The heading at the top of the page will be the same for the picture of the parts at it is for the page with the part numbers.

Definition of column headings on part number pages:

REF.No → The number referring to the part on the picture page of the parts book.

Part No. → The number assigned to this part at the time of printing the parts book.

Description → Discription of part.

Q'ty → Quantity of part used on that page.

S.No. → Serial number range of the equipment that this part will fit.

>= Your serial number should be greater than or equal to the number shown.

<= Your serial number should be lesser than or equal to the serial number shown.

I/C → Interchangeability of part shown.

↔ The part shown will work for the older and later serial number.

The part shown is not interchangeable with the other serial number.

← new for old

→ old for new

Remarks → Notes about this particulart part. Sometimes this may say except [FR] or [CA]

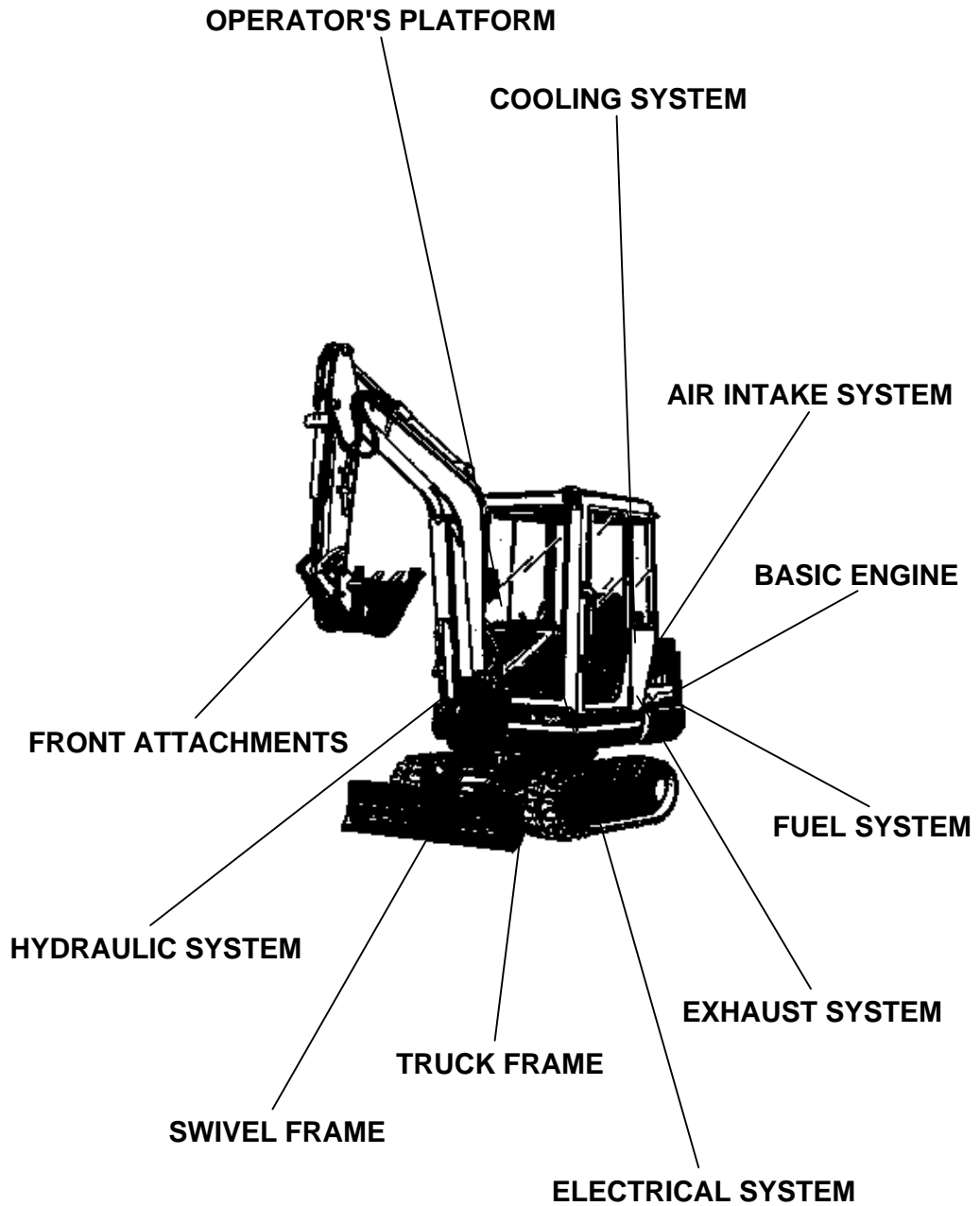
Note about Country Codes:

The parts books we use in the United States of America may also contain information about a part that would be different in another country. It is important that you are aware of the country codes in some instances.

Symbol	Country
A	United States of America
CA	Canada
FR	France
GR	Greece
PO	Portugal
AU	Australia

If the remarks column says for example EXCEPT [FR] this part works in all countries except France. That means it will work here in the USA.

ALL PRODUCT INDEX
KX101



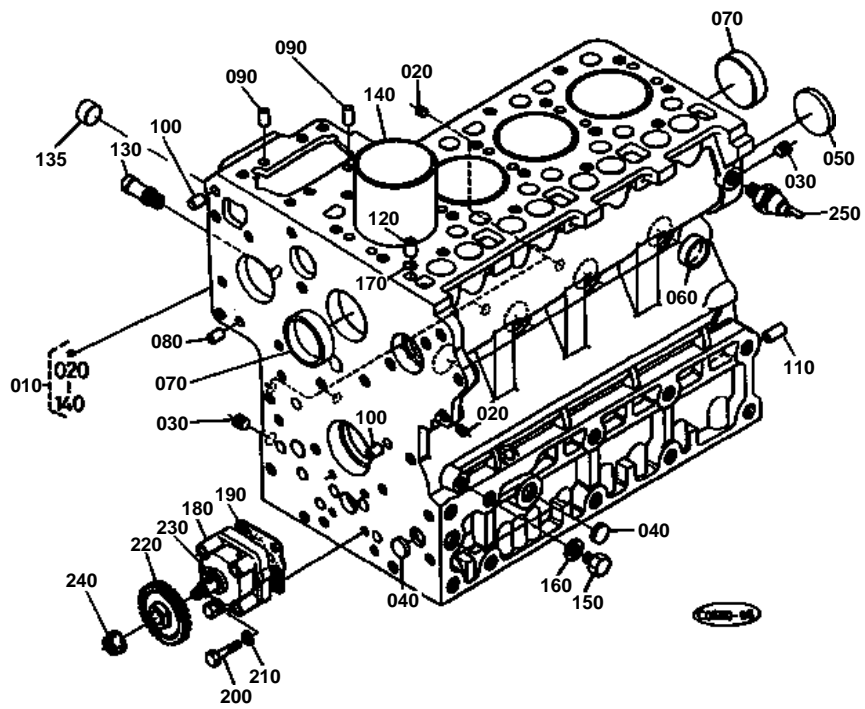
ACCESSORIES

Item	Part No.	Description	Book	
BASIC ENGINE	01S001	CRANKCASE	100K0156	
	01S002	OIL PAN	100K0156	
	01S003	PISTON, CRANKSHAFT	100K0156	
	01S004	MAIN BEARING CASE	100K0156	
	01S005	CAMSHAFT	100K0156	
	01S006	CYLINDER HEAD	100K0156	
	01S007	VALVE, ROCKER ARM	100K0156	
	01S008	CYLINDER HEAD COVER	100K0156	
	01S009	GEAR CASE	100K0156	
	01S010	ENGINE STOP LEVER	100K0156	
FUEL SYSTEM	01S014	NOZZLE HOLDER, GLOW PLUG	100K0156	
	01S015	NOZZLE HOLDER (COMPONENT PARTS)	100K0156	
	01S016	SPEED CONTROL PLATE	100K0156	
	01S017	GOVERNOR	100K0156	
	01S018	INJECTION PUMP, CAMSHAFT (1)	100K0156	
	01S019	INJECTION PUMP (COMPONENT PARTS)	100K0156	
	01S020	INJECTION PUMP, CAMSHAFT (2)	100K0156	
	01S024	WATER FLANGE	100K0156	
COOLING SYSTEM	01S025	WATER PUMP	100K0156	
	01S028	FLYWHEEL, STARTER	100K0156	
ELECTRICAL SYSTEM	01S02901	STARTER (COMPONENT PARTS)	100K0156	
	01S02902	STARTER (COMPONENT PARTS)	100K0156	
	01S030	DYNAMO	100K0156	
	01S031	DYNAMO (COMPONENT PARTS)	100K0156	
	01S011	ENGINE BRACKET	100K0156	
BASIC ENGINE	01S01201	AIR CLEANER, INLET MANIFOLD	100K0156	
AIR INTAKE SYSTEM	01S013	MUFFLER, EXHAUST MANIFOLD	100K0156	
EXHAUST SYSTEM	01S021	ACCEL LEVER	100K0156	
FUEL SYSTEM	01S022	FUEL PIPING	100K0156	
	01S023	FUEL TANK	100K0156	
	01S026	RADIATOR	100K0156	
COOLING SYSTEM	01S027	WATER PIPE	100K0156	
	01S032	BATTERY	100K0156	
ELECTRICAL SYSTEM	01S033	REGULATOR, HORN	100K0156	
	01S034	SWITCH, METER	100K0156	
	01S035	ELECTRICAL WIRING	100K0156	
	HYDRAULIC SYSTEM	01S089	PUMP HOUSING	100K0156
		01S090	GEAR PUMP & COMPONENT PARTS	100K0156
01S091		HYDRAULIC PUMP & COMPONENT PARTS	100K0156	
01S09201		DRIVE MOTOR & COMPONENT PARTS 1	100K0156	
01S09202		DRIVE MOTOR & COMPONENT PARTS 2	100K0156	
01S093		SWIVEL MOTOR & COMPONENT PARTS	100K0156	
01S094		ROTARY JOINT	100K0156	
01S095		OIL TANK	100K0156	
01S096		CONTROL VALVE (1)	100K0156	
01S097		CONTROL VALVE (1) (COMPONENT PARTS)	100K0156	
01S09801		SPOOL SECTION (TRAVEL RH)	100K0156	
01S09802		SPOOL SECTION (BOOM)	100K0156	
01S09803		SPOOL SECTION (BUCKET)	100K0156	
01S09804		SPOOL SECTION	100K0156	
01S09805		SPOOL SECTION (TRAVEL SPEED 2ND)	100K0156	
01S09806		SPOOL SECTION (TRAVEL LH)	100K0156	
01S09807		SPOOL SECTION (BOOM)	100K0156	
01S09808	SPOOL SECTION (ARM)	100K0156		
01S09809	SPOOL SECTION (S/P)	100K0156		
01S09810	SPACER SECTION	100K0156		

Item	Part No.	Description	Book	
HYDRAULIC SYSTEM	01S099	CONTROL VALVE (3)	100K0156	
	01S100	CONTROL VALVE (3) (COMPONENT PARTS)	100K0156	
	01S10101	SPOOL SECTION (SWIVEL)	100K0156	
	01S10102	SPOOL SECTION (SWING)	100K0156	
	01S10103	SPOOL SECTION (BLADE)	100K0156	
	01S102	CHANGE VALVE	100K0156	
	01S103	CONTROL LEVER (FRAME)	100K0156	
	01S104	CONTROL LEVER (PATTERN SELECTOR)	100K0156	
	01S105	CONTROL LEVER (BOX LH)	100K0156	
	01S10601	CONTROL LEVER (LEVER LH)	100K0156	
	01S10602	PILOT VALVE (COMPONENT PARTS)	100K0156	
	01S107	CONTROL LEVER (BOX RH)	100K0156	
	01S108	CONTROL LEVER (LEVER RH)	100K0156	
	01S109	CONTROL LEVER (TRAVEL LH)	100K0156	
	01S110	CONTROL LEVER (TRAVEL RH)	100K0156	
	01S111	CONTROL TRAVEL PEDAL	100K0156	
	01S112	CONTROL LEVER (SAFETY LOCK LEVER)	100K0156	
	01S113	CONTROL PEDAL (SWIVEL/SWING CHANGE)	100K0156	
	01S114	CONTROL LEVER (BLADE)	100K0156	
	01S115	CONTROL LEVER (S/P)	100K0156	
	01S116	OIL PIPING (THIRD LINE)	100K0156	
	01S117	OIL PIPING (SUCTION)	100K0156	
	01S118	OIL PIPING (DELIVERY)	100K0156	
	01S119	OIL PIPING (UNLOAD VALVE) (COMPONENT PARTS)	100K0156	
		01S120	OIL PIPING (RETURN)	100K0156
		01S121	OIL PIPING (OIL COOLER)	100K0156
		01S122	OIL PIPING (TRAVEL LH)	100K0156
		01S123	OIL PIPING (TRAVEL RH)	100K0156
		01S124	OIL PIPING (SWIVEL / SWING)	100K0156
		01S125	OIL PIPING (SWIVEL)	100K0156
		01S126	OIL PIPING (SWING)	100K0156
		01S127	OIL PIPING (LOCK)	100K0156
		01S128	OIL PIPING (BOOM 1)	100K0156
		01S129	OIL PIPING (BOOM 2)	100K0156
		01S130	OIL PIPING (ARM 1)	100K0156
		01S131	OIL PIPING (ARM 2)	100K0156
		01S132	OIL PIPING (BUCKET 1)	100K0156
		01S133	OIL PIPING (BUCKET 2)	100K0156
		01S134	OIL PIPING (BLADE)	100K0156
		01S135	OIL PIPING (CONFLUENCE)	100K0156
		01S136	OIL PIPING (CUSHION)	100K0156
		01S137	OIL PIPING (S/P)	100K0156
		01S138	BOOM CYLINDER & COMPONENT PARTS	100K0156
		01S139	ARM CYLINDER & COMPONENT PARTS	100K0156
		01S140	BUCKET CYLINDER & COMPONENT PARTS	100K0156
		01S141	BLADE CYLINDER & COMPONENT PARTS	100K0156
		01S142	SWING CYLINDER & COMPONENT PARTS	100K0156
	FRONT ATTACHMENTS	01S143	SWING BRACKET	100K0156
		01S144	BOOM	100K0156
01S145		CYLINDER COVER (BOOM)	100K0156	
01S146		ARM	100K0156	
01S147		BUCKET LINK	100K0156	
01S148		BUCKET	100K0156	
01S149		BLADE	100K0156	
TRUCK FRAME	01S150	TRUCK FRAME	100K0156	

Item	Part No.	Description	Book	
TRUCK FRAME	01S151	IDLER	100K0156	
	01S152	TRUCK ROLLER	100K0156	
	01S153	CRAWLER	100K0156	
SWIVEL FRAME	01S154	SWIVEL FRAME	100K0156	
	01S155	SWIVEL GEAR CASE	100K0156	
	01S156	SWIVEL GEAR	100K0156	
	01S157	SWIVEL BEARING	100K0156	
	01S158	FLOOR PLATE (1)	100K0156	
	01S159	FLOOR PLATE (2)	100K0156	
	01S160	BONNET	100K0156	
	01S16102	SPONGE (1) [KTC KCL KTA]	100K0156	
	01S162	SPONGE (2)	100K0156	
	01S16302	SPONGE (3) [KTC KCL KTA]	100K0156	
	01S164	WEIGHT	100K0156	
	OPERATOR'S PLATFORM	01S16502	CANOPY (ROPS) [KTC KCL KTA]	100K0156
		01S16602	CABIN (BODY) [KTC KCL KTA]	100K0156
01S16702		CABIN (DOOR) [KTC/KCL/KTA]	100K0156	
01S16802		CABIN (FRONT WINDOW) [KTC KCL KTA]	100K0156	
01S16902		CABIN (WINDOW) [KTC KCL KTA]	100K0156	
01S17002		CABIN (SPONGE) [KTC KCL KTA]	100K0156	
01S171		INSTRUMENT, PANEL	100K0156	
01S17203		SEAT [KTC KCL M.E. KTA]	100K0156	
01S173		CABIN (ELECTRICAL)	100K0156	
01S174		CABIN (WIPER MOTOR)	100K0156	
01S175		CABIN (DEFROSTER)	100K0156	
01S176		CABIN (HEATER)	100K0156	
01S177		LIGHT	100K0156	
ACCESSORIES		01S17802	LABEL [KTC KCL KTA]	100K0156
	01S179	ACCESSORIES	100K0156	

CRANKCASE

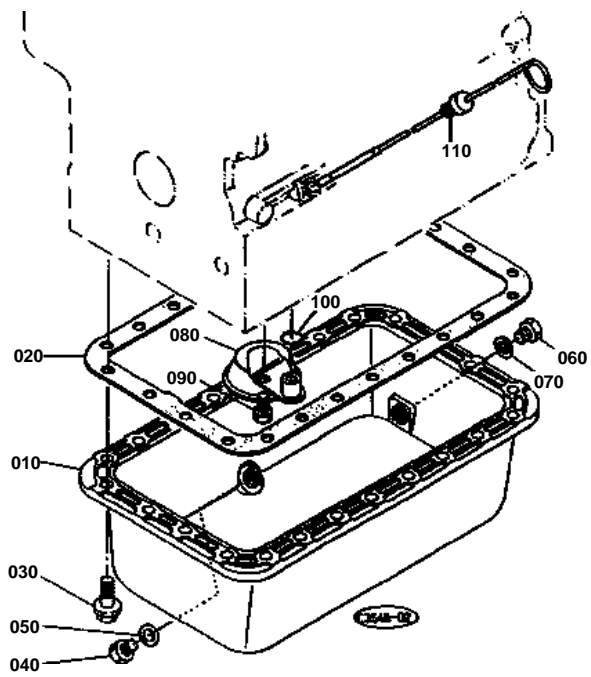


**CRANKCASE**

↔ Interchangeable; ≠ not interchangeable; ← new for old; → old for new

REF.No	Part No.	Description	Q'ty	S.No.	I/C	REMARKS	Weight (kgf)	Weight (lb)
010	16342-01010	COMP.CRANKCASE	1	<=15762			0	0
010	16342-01013	COMP.CRANKCASE	1	>=15763	←		61	134.2
020	15521-96020	PLUG	6				0.003	0.0066
030	15521-96030	PLUG	2				0.007	0.0154
040	06311-75018	PLUG	3	<=14673			0.004	0.0088
040	17391-96160	PLUG	3	>=14674	←		0.003	0.0066
050	06311-75045	PLUG	1				0.026	0.0572
060	15221-03380	CAP,SEALING	6				0.017	0.0374
070	15221-03390	CAP,SEALING	2				0.03	0.066
080	05012-00408	PIN,STRAIGHT	2				0.001	0.0022
090	05012-00609	PIN,STRAIGHT	2				0.003	0.0066
100	05012-00612	PIN,STRAIGHT	2				0.003	0.0066
110	05012-01018	PIN,STRAIGHT	1				0.012	0.0264
120	15221-33650	PIN,PIPE	1				0.004	0.0088
130	15321-73340	PIPE,WATER RETURN	1				0.016	0.0352
135	06311-85020	CAP,SEALING	1	>=15763			0.002	0.0044
140	15521-02310	LINER,CYLINDER	4				0.66	1.452
150	15221-33610	PLUG	1				0.009	0.0198
160	15021-33660	GASKET	1				0.001	0.0022
170	15221-33700	O RING	1				0.001	0.0022
180	15471-35010	ASSY PUMP,OIL	1				0	0
190	15221-35150	GASKET,OIL PUMP	1	<=18067			0	0
190	15296-35150	GASKET,OIL PUMP NA	1	>=18068	≠		0.001	0.0022
200	01053-50650	BOLT	4				0.011	0.0242
210	04512-50060	WASHER,SPRING	4				0	0
220	19202-35660	GEAR,OIL PUMP DRIVE	1				0.23	0.506
230	05712-00410	KEY,FEATHER	1				0.001	0.0022
240	15221-35682	NUT,FLANGE	1				0.014	0.0308
250	15531-39010	SWITCH,OIL	1				0.032	0.0704

OIL PAN



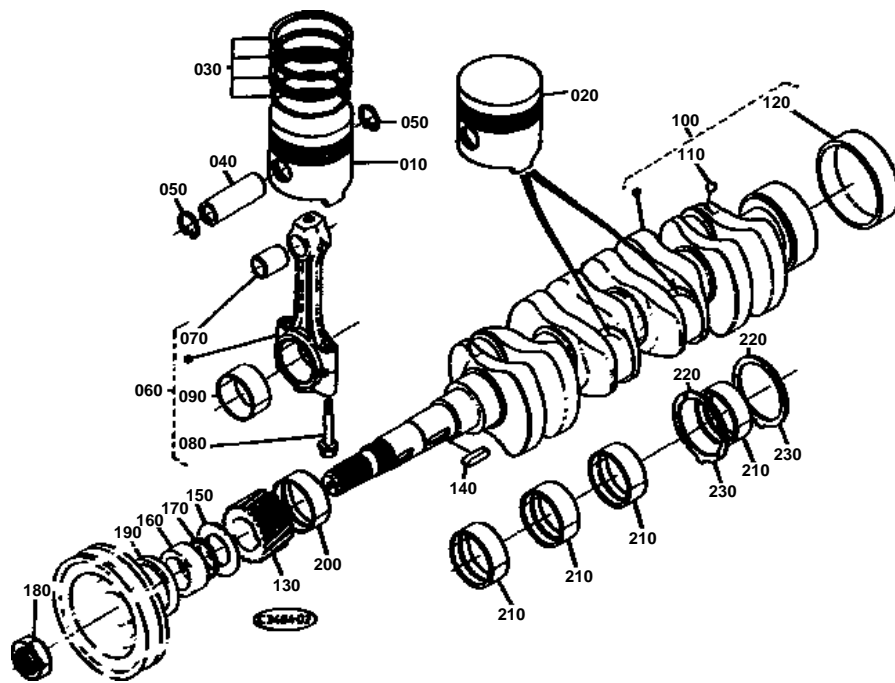


OIL PAN

↔ Interchangeable; ≠ not interchangeable; ← new for old; → old for new

REF.No	Part No.	Description	Q'ty	S.No.	I/C	REMARKS	Weight (kgf)	Weight (lb)
010	15434-01610	OIL PAN	1	<=17842			0	0
010	15434-01613	OIL PAN	1	>=17843	↔		2.25	4.95
020	15469-01620	GASKET,OIL PAN	1	<=18067			0	0
020	19228-01620	GASKET,OIL PAN NA	1	>=18068	≠		0.07	0.154
030	17333-91010	BOLT,FLANGE	24				0.03	0.066
040	15221-33750	PLUG	1				0.032	0.0704
050	15109-33660	GASKET	1				0.001	0.0022
060	06331-45016	PLUG	1				0.05	0.11
070	04724-00160	GASKET	1				0.003	0.0066
080	15628-32110	FILTER,OIL	1				0.225	0.495
090	01123-50816	BOLT	1				0.011	0.0242
100	04814-00160	O RING	1				0.001	0.0022
110	15435-36410	GAUGE,OIL	1	<=15156			0	0
110	15435-36412	GAUGE,OIL	1	>=15157	←		0	0
110	15435-36413	GAUGE,OIL	1	>=17238	←		0	0
110	15435-36414	GAUGE,OIL	1	>=18821	←		0.055	0.121

PISTON, CRANKSHAFT



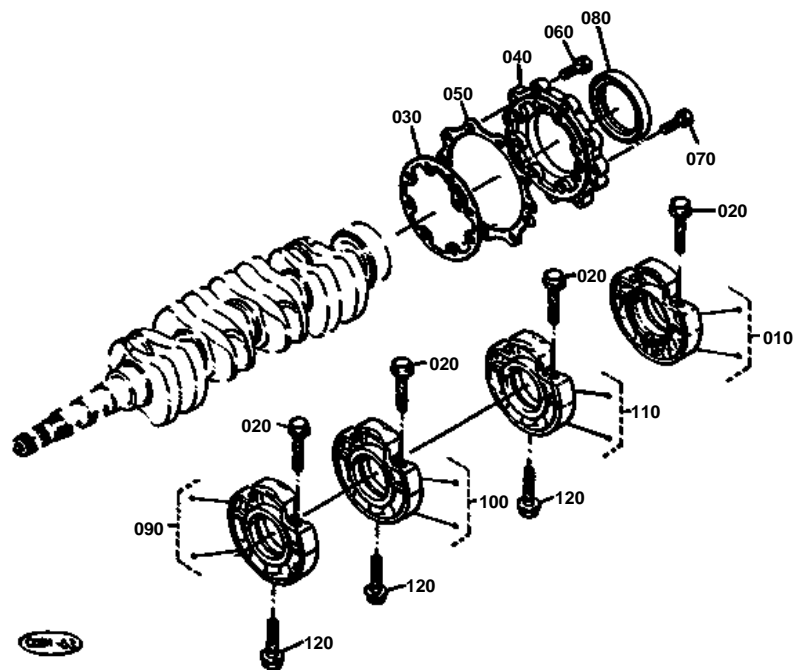


PISTON, CRANKSHAFT

↔ Interchangeable; ≠ not interchangeable; ← new for old; → old for new

REF.No	Part No.	Description	Q'ty	S.No.	I/C	REMARKS	Weight (kgf)	Weight (lb)
010	19274-21110	PISTON	2			STD	0.56	1.232
010	19274-21910	PISTON	2			+0,5MM	0.57	1.254
020	19439-21110	PISTON	2			STD	0.56	1.232
020	19439-21910	PISTON	2			+0,5MM	0.54	1.188
030	19274-21050	ASSY PISTON RING	4			STD	0.06	0.132
030	19274-21092	ASSY PISTON RING	4			+0,5MM	0.06	0.132
040	15521-21310	PIN,PISTON	4				0.156	0.3432
050	15221-21330	CIR CLIP,PISTON PIN	8				0.002	0.0044
060	15471-22012	ASSY CONNECTING ROD	4				0.76	1.672
070	15221-21982	BUSH,PISTON PIN	4				0.024	0.0528
080	15521-22142	BOLT,CONNECTING ROD	8				0.026	0.0572
090	15471-22310	METAL,CRANKPIN	4			SET STD	0.03	0.066
090	15471-22970	METAL,CRANKPIN	4			SET -0,2MM	0.04	0.088
090	15471-22980	METAL,CRANKPIN	4			SET -0,4MM	0.04	0.088
100	19202-23010	COMP.CRANKSHAFT	1				16.4	36.08
110	07715-00401	BALL	4				0.001	0.0022
120	19202-23280	SLEEVE,CRANKSHAFT	1				0.09	0.198
130	15469-24112	GEAR,CRANKSHAFT	1				0.1	0.22
140	05712-00720	KEY,FEATHER	1				0.008	0.0176
150	15471-23312	SLINGER,OIL	1				0.008	0.0176
160	19202-23250	COLLAR,CRANKSHAFT	1				0.065	0.143
170	19202-96760	O RING	1				0.001	0.0022
180	15221-23360	NUT,CRANKSHAFT	1				0.11	0.242
190	19202-04140	SEAL,OIL	1				0.015	0.033
200	17311-23470	METAL,CRANKSHAFT	1			SET STD	0	0
200	17331-23910	METAL,CRANKSHAFT	1			SET -0.2MM	0	0
200	17331-23920	METAL,CRANKSHAFT	1			SET -0.4MM	0	0
210	17311-23480	METAL,CRANKSHAFT	4			SET STD	0.045	0.099
210	17331-23930	METAL,CRANKSHAFT	4			SET -0.2MM	0	0
210	17331-23940	METAL,CRANKSHAFT	4			SET -0.4MM	0	0
220	15521-23530	METAL,SIDE	2			STD	0.01	0.022
220	15521-23950	METAL,SIDE	2			+0,2MM	0.01	0.022
220	15521-23960	METAL,SIDE	2			+0,4MM	0.01	0.022
230	19202-23540	METAL,SIDE	2			STD	0.01	0.022
230	19202-23970	METAL,SIDE	2			+0,2MM	0.01	0.022
230	19202-23980	METAL,SIDE	2			+0,4MM	0.01	0.022

MAIN BEARING CASE



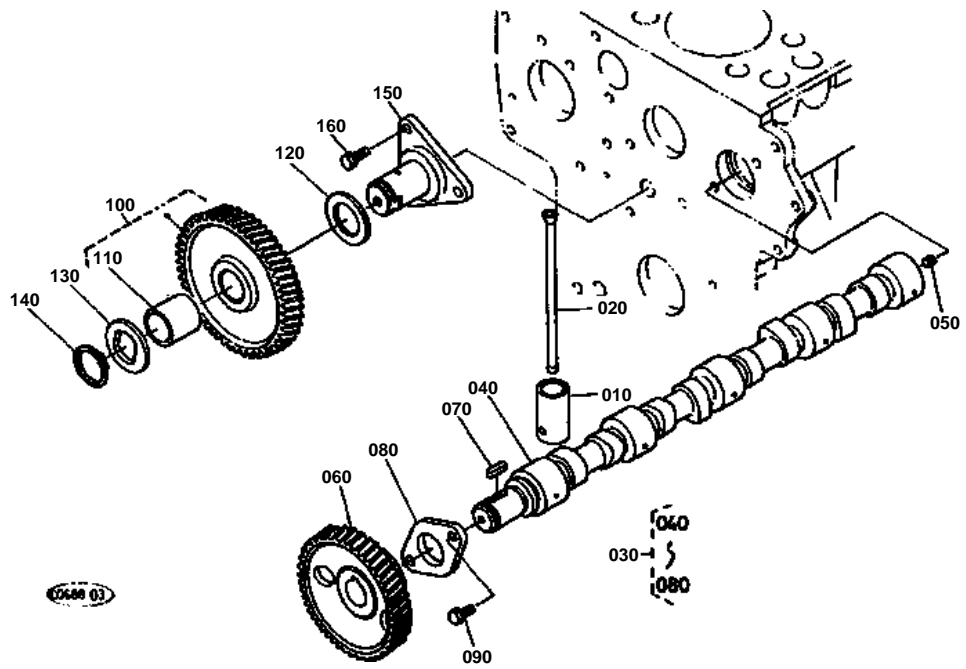


MAIN BEARING CASE

↔ Interchangeable; ≠ not interchangeable; ← new for old; → old for new

REF.No	Part No.	Description	Q'ty	S.No.	I/C	REMARKS	Weight (kgf)	Weight (lb)
010	19202-04040	ASSY CASE,MAIN BRG.	1				1.28	2.816
020	15601-04540	BOLT,BEARING CASE	8				0.034	0.0748
030	15221-04360	GASKET	1	<=15856			0	0
030	19207-04360	GASKET	1	>=15857	↔		0.005	0.011
040	19202-04810	COVER,BEARING CASE	1				0.36	0.792
050	15201-04820	GASKET,BRG.CASE COV.	1	<=18067			0	0
050	15313-04820	GASKET,BRG.CASE COV.	1	>=18068	≠		0.005	0.011
060	01123-50825	BOLT	8				0.013	0.0286
070	01123-50828	BOLT	8				0.014	0.0308
080	19202-04460	SEAL,OIL	1				0.055	0.121
090	15521-04055	ASSY CASE,MAIN BRG.	1				1.2	2.64
100	15521-04065	ASSY CASE,MAIN BRG.	1				1.225	2.695
110	15411-04070	ASSY CASE,MAIN BRG.	1				1.25	2.75
120	15601-04560	BOLT,BEARING CASE	3				0.06	0.132

CAMSHAFT

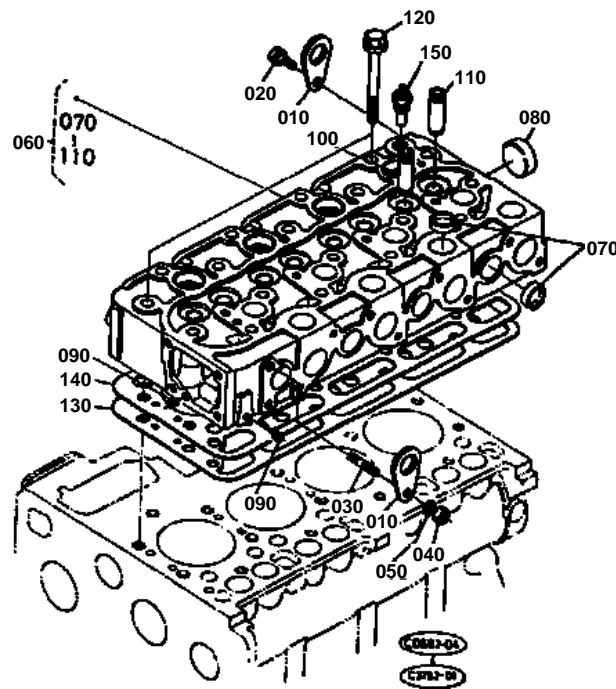


**CAMSHAFT**

↔ Interchangeable; ≠ not interchangeable; ← new for old; → old for new

REF.No	Part No.	Description	Q'ty	S.No.	I/C	REMARKS	Weight (kgf)	Weight (lb)
010	15221-15550	TAPPET	8	<=19726			0	0
010	15601-15550	TAPPET	8	>=19727	↔		0.08	0.176
020	15221-15110	PUSH ROD	8				0.05	0.11
030	15815-16010	ASSY CAMSHAFT	1	<=16028			3.8	8.36
030	15471-16010	ASSY CAMSHAFT	1	>=16029	≠		3.26	7.172
040	15471-16150	CAMSHAFT	1				2.4	5.28
050	15521-93610	SCREW,SET	1				0.002	0.0044
060	15221-16510	GEAR,CAMSHAFT	1	<=16028			0.85	1.87
060	15521-16510	GEAR,CAMSHAFT	1	>=16029	≠		0.85	1.87
070	05712-00720	KEY,FEATHER	1				0.008	0.0176
080	15221-16270	STOPPER,CAMSHAFT	1				0.073	0.1606
090	01123-50818	BOLT	2				0.012	0.0264
100	15601-24010	COMP.GEAR,IDLE	1	<=16028			1.07	2.354
100	16427-24010	COMP.GEAR,IDLE	1	>=16029	≠		1.2	2.64
110	15221-24980	BUSH,IDLE GEAR	2	<=16028			0.02	0.044
110	16427-24280	BUSH,IDLE GEAR	1	>=16029	≠		0.08	0.176
120	15521-24360	COLLAR	1	<=16028			0.015	0.033
120	16427-24360	COLLAR	1	>=16029	≠		0.02	0.044
130	15521-24370	COLLAR	1	<=16028			0.015	0.033
130	16427-24370	COLLAR	1	>=16029	≠		0.02	0.044
140	15221-24320	CIR CLIP,IDLE GEAR	1	<=16028			0.01	0.022
140	15451-95400	CIR CLIP,IDLE GEAR	1	>=16029	≠		0.01	0.022
150	15221-24250	SHAFT,IDLE GEAR	1	<=16028			0.48	1.056
150	16427-24250	SHAFT,IDLE GEAR	1	>=16029	≠		0.65	1.43
160	01123-50818	BOLT	3				0.012	0.0264

CYLINDER HEAD

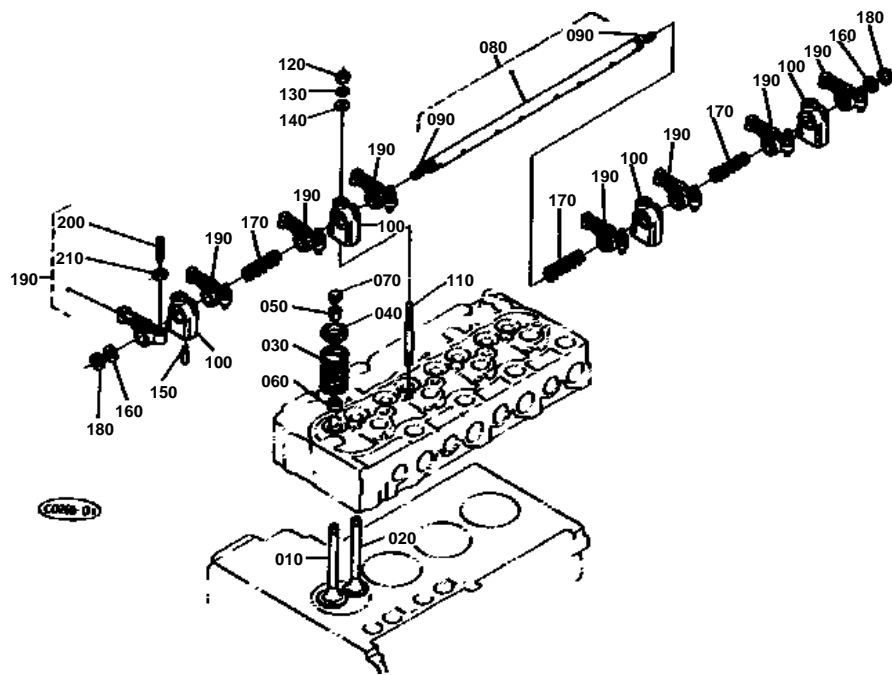


**CYLINDER HEAD**

↔ Interchangeable; ≠ not interchangeable; ← new for old; → old for new

REF.No	Part No.	Description	Q'ty	S.No.	I/C	REMARKS	Weight (kgf)	Weight (lb)
010	15221-01750	HOOK,ENGINE	2				0.04	0.088
020	01123-50816	BOLT	1				0.011	0.0242
030	15471-91530	STUD	2				0.01	0.022
040	02156-50080	NUT	1				0.004	0.0088
050	04512-50080	WASHER,SPRING	1				0.001	0.0022
060	15476-03043	COMP.CYLINDER HEAD	1				19.1	42.02
070	15221-03370	CAP,SEALING	12				0.01	0.022
080	15221-03490	CAP,SEALING	1				0.02	0.044
090	15261-96010	PLUG	2				0.002	0.0044
100	15521-13580	GUIDE,INLET VALVE	4	<=17412			0	0
100	17321-13580	GUIDE,INLET VALVE	4	>=17413	↔		0.015	0.033
110	17321-13560	GUIDE,EXHAUST VALVE	4				0.02	0.044
120	19202-03450	BOLT,CYLINDER HEAD	18				0.065	0.143
130	15808-03310	GASKET,CYLINDER HEAD	1	<=18067			0	0
130	15834-03310	GASKET,CYLINDER HEAD	1	>=18068	≠		0.145	0.319
140	15476-03320	SHIM,CYL.HEAD GASKET	1				0.07	0.154
150	38240-32830	SWITCH,THERMOMETER	1				0.03	0.066

VALVE, ROCKER ARM



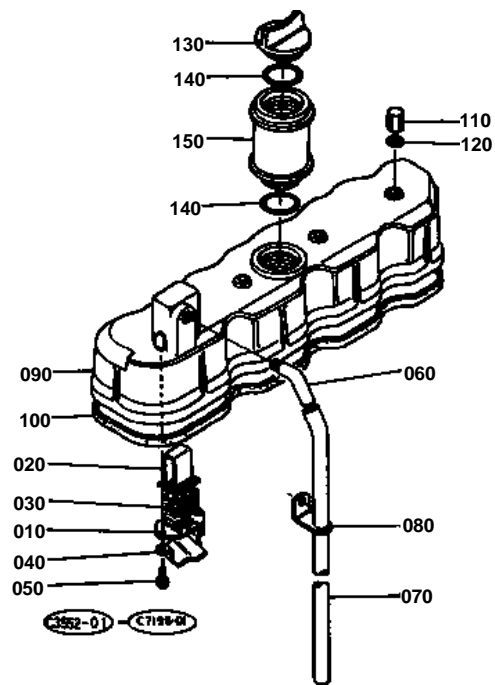


VALVE, ROCKER ARM

↔ Interchangeable; ≠ not interchangeable; ← new for old; → old for new

REF.No	Part No.	Description	Q'ty	S.No.	I/C	REMARKS	Weight (kgf)	Weight (lb)
010	15221-13110	VALVE,INLET	4				0.062	0.1364
020	15221-13120	VALVE,EXHAUST	4				0.054	0.1188
030	15221-13240	SPRING,VALVE	8				0.036	0.0792
040	15221-13330	RETAINER,VALVE SP.	8				0.03	0.066
050	15221-13360	COLLET,VALVE SPRING	8			SET	0	0
060	15221-13150	SEAL,VALVE STEM	8				0.001	0.0022
070	15221-13280	CAP,VALVE	8				0.006	0.0132
080	15401-14050	ASSY SHAFT,R-ARM	1	<=18067			0.335	0.737
080	15401-14052	ASSY SHAFT,R-ARM	1	>=18068	≠		0.32	0.704
090	03410-00808	SCREW,SET	2				0.002	0.0044
100	15221-14350	BRACKET,ROCKER ARM	4				0.044	0.0968
110	15521-91500	STUD	4				0.035	0.077
120	02156-50080	NUT	4				0.004	0.0088
130	04512-50080	WASHER,SPRING	4				0.001	0.0022
140	04012-50080	WASHER,PLAIN	4				0.001	0.0022
150	15221-14420	SCREW,SET.ROCKER ARM	1	<=18067			0.003	0.0066
150	05411-00528	PIN,SPRING	1	>=18068	≠		0.003	0.0066
160	15221-14430	WASHER,R-ARM.SHAFT	2				0.002	0.0044
170	15221-14310	SPRING,ROCKER ARM	3				0.005	0.011
180	04612-00140	CIR CLIP,EXTERNAL	2				0.001	0.0022
190	15621-14030	ASSY ROCKER ARM	8				0.1	0.22
200	15521-14230	SCREW,ADJUSTING	8				0.009	0.0198
210	15021-14240	NUT	8				0.003	0.0066

CYLINDER HEAD COVER



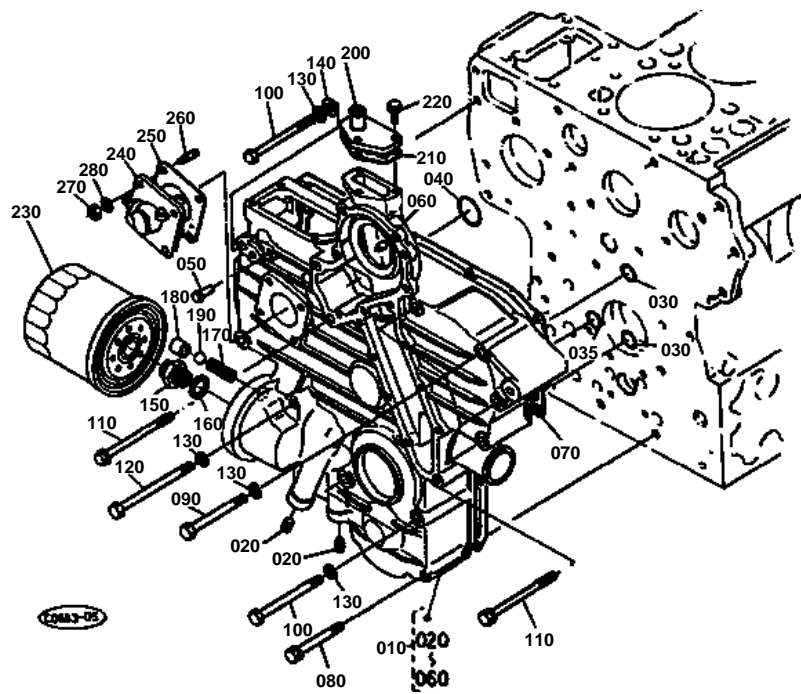


CYLINDER HEAD COVER

↔ Interchangeable; ≠ not interchangeable; ← new for old; → old for new

REF.No	Part No.	Description	Q'ty	S.No.	I/C	REMARKS	Weight (kgf)	Weight (lb)
010	15521-05140	PLATE,B/THER ELEMENT	1				0.005	0.011
020	15521-05150	PLATE,B/THER ELEMENT	1				0.01	0.022
030	15521-05670	ELEMENT,BREATHER	1				0.01	0.022
040	15521-05370	OIL SHIELD,BREATHER	1				0.005	0.011
050	15521-93310	SCREW,WITH WASHER	2	<=15507			0.004	0.0088
050	03024-50510	SCREW,WITH WASHER	2	>=15508	↔		0.002	0.0044
050	03034-50510	SCREW,WITH WASHER	2	>=15763	↔		0.003	0.0066
060	15521-05550	JOINT,BREATHER PIPE	1				0.04	0.088
070	15521-05510	PIPE,BREATHER	1				0.075	0.165
080	15401-05580	CLAMP,PIPE	1				0.02	0.044
090	15434-14510	COVER,CYL.HEAD	1				1.315	2.893
100	15471-14520	GASKET,HEAD COVER	1				0.05	0.11
110	15451-92330	NUT,CAP	4				0.015	0.033
120	15021-33660	GASKET	4				0.001	0.0022
130	15221-33140	PLUG,OIL FILLER	1				0.038	0.0836
140	04814-50300	O RING	2				0.001	0.0022
150	15224-33110	FLANGE,OIL FILLER	1				0.158	0.3476

GEAR CASE

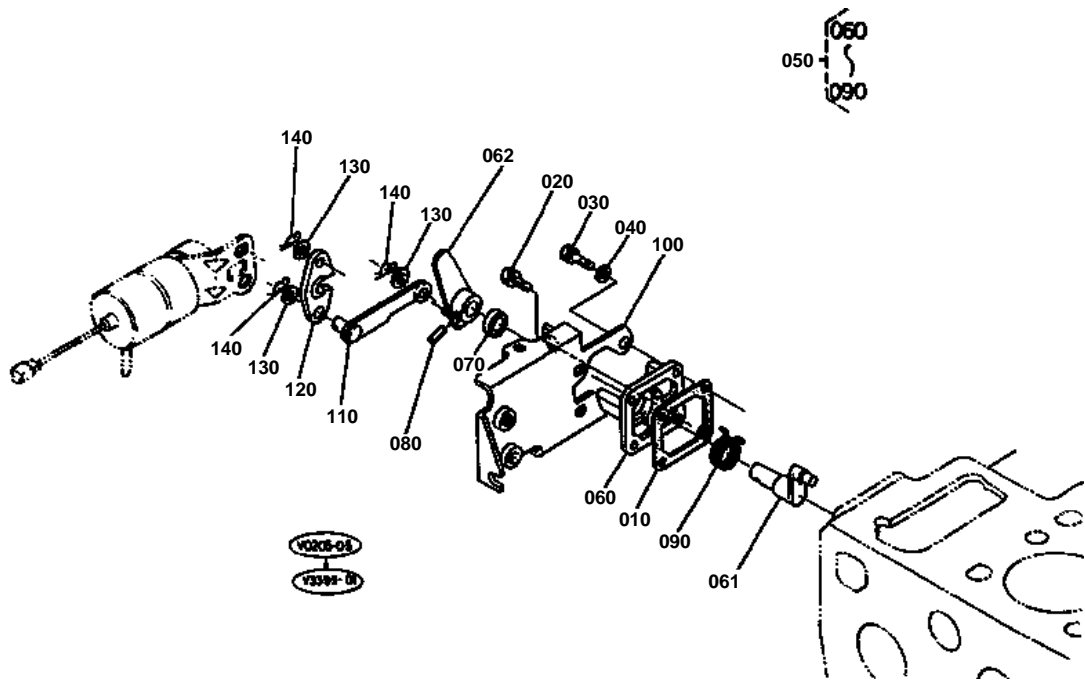


**GEAR CASE**

↔ Interchangeable; ≠ not interchangeable; ← new for old; → old for new

REF.No	Part No.	Description	Q'ty	S.No.	I/C	REMARKS	Weight (kgf)	Weight (lb)
010	16342-04010	ASSY CASE,GEAR	1				4.55	10.01
020	15261-96020	PLUG	2	<=15507			0	0
020	16851-96010	PLUG	2	>=15508	↔		0.015	0.033
030	04814-00150	O RING	2				0.001	0.0022
035	04811-00200	O RING	1				0.001	0.0022
040	04814-00360	O RING	1				0.001	0.0022
050	15221-56280	PIN,START SPRING	1				0.006	0.0132
060	05012-00612	PIN,STRAIGHT	2				0.003	0.0066
070	15521-04134	PACKING,GEAR CASE	1	<=18067			0	0
070	15766-04132	PACKING,GEAR CASE NA	1	>=18068	≠		0.03	0.066
080	01123-50860	BOLT	2				0.026	0.0572
090	01153-50870	BOLT	5				0.026	0.0572
100	01153-50880	BOLT	3				0.03	0.066
110	17367-91020	BOLT	3				0.035	0.077
120	01153-50895	BOLT	2				0.035	0.077
130	04512-50080	WASHER,SPRING	10				0.001	0.0022
140	04012-50080	WASHER,PLAIN	1				0.001	0.0022
150	15521-32290	JOINT,PIPE	1				0.05	0.11
160	04011-50180	WASHER,PLAIN	1				0.012	0.0264
170	15241-36950	SPRING	1				0.004	0.0088
180	15521-36930	SEAT,VALVE	1				0.015	0.033
190	07715-03213	BALL	1				0.004	0.0088
200	15521-73320	FLANGE,WATER RETURN	1				0.04	0.088
210	15521-73330	GASKET	1	<=18067			0	0
210	15766-73330	GASKET NA	1	>=18068	≠		0.002	0.0044
220	01023-50620	BOLT	3				0.006	0.0132
230	17321-32430	CARTRIDGE,OIL FILTER	1				0.45	0.99
240	38240-34660	ASSY GEAR CASE,H/M	1				0.335	0.737
250	15221-88130	GASKET,H/METER UNIT	1	<=18067			0	0
250	15296-88130	GASKET,H/METER UNIT	1	>=18068	≠		0.002	0.0044
260	15221-88210	STUD	4				0.005	0.011
270	02056-50060	NUT	4				0.002	0.0044
280	04512-50060	WASHER,SPRING	4				0	0

ENGINE STOP LEVER



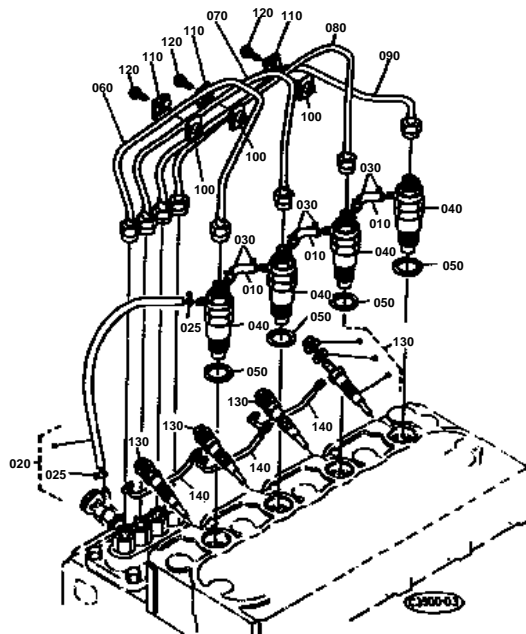


ENGINE STOP LEVER

↔ Interchangeable; ≠ not interchangeable; ← new for old; → old for new

REF.No	Part No.	Description	Q'ty	S.No.	I/C	REMARKS	Weight (kgf)	Weight (lb)
010	15221-51660	GASKET,PUMP COVER	1	<=18067			0	0
010	15296-51660	GASKET,PUMP COVER NA	1	>=18068	≠		0.003	0.0066
020	01023-50618	BOLT	1				0.006	0.0132
030	01023-50622	BOLT	3				0.005	0.011
040	04012-50060	WASHER,PLAIN	3				0.001	0.0022
050	19223-57702	ASSY LEVER,ENG.STOP	1				0.18	0.396
060	15471-51652	COVER,INJECTION PUMP	1				0.02	0.044
061	15471-57740	SHAFT,LEVER	1				0	0
062	19223-57720	LEVER,ENGINE STOP	1				0	0
070	15471-57980	SEAL,OIL	1				0.001	0.0022
080	05411-00420	PIN,SPRING	1				0.001	0.0022
090	15471-57920	SPRING,RETURN	1				0.005	0.011
100	17394-60110	SUPPORT,SOLENOID	1				0.28	0.616
110	17331-60150	LEVER,STOP	1				0.025	0.055
120	15471-60162	LEVER,STOP	1				0.007	0.0154
130	04012-50060	WASHER,PLAIN	3				0.001	0.0022
140	05525-50600	PIN,SNAP	3				0	0

NOZZLE HOLDER, GLOW PLUG



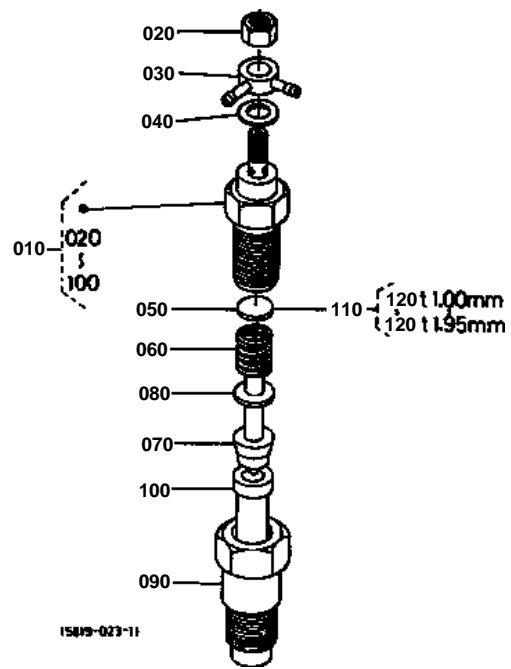


NOZZLE HOLDER, GLOW PLUG

↔ Interchangeable; ≠ not interchangeable; ← new for old; → old for new

REF.No	Part No.	Description	Q'ty	S.No.	I/C	REMARKS	Weight (kgf)	Weight (lb)
010	09661-40095	TUBE,FUEL	3				0.01	0.022
020	17331-42500	ASSY PIPE,FUEL OVER	1				0.02	0.044
025	10244-42320	CLIP,PIPE	2				0.001	0.0022
030	10244-42320	CLIP,PIPE	6				0.001	0.0022
040	15271-53020	ASSY HOLDER,NOZZLE	4				0.26	0.572
050	17011-53620	GASKET	4				0.003	0.0066
060	15469-53710	PIPE,INJECTION	1				0.13	0.286
070	15469-53720	PIPE,INJECTION	1				0.132	0.2904
080	15469-53730	PIPE,INJECTION	1				0.132	0.2904
090	15469-53740	PIPE,INJECTION	1				0.13	0.286
100	15841-53850	CLAMP,PIPE	3				0.01	0.022
110	15841-53860	CLAMP,PIPE	3				0.009	0.0198
120	03024-50520	SCREW,WITH WASHER	3				0.004	0.0088
130	15806-65510	PLUG,GLOW	4				0.03	0.066
140	15401-65560	CORD,GLOW PLUG	3				0.005	0.011

NOZZLE HOLDER (COMPONENT PARTS)



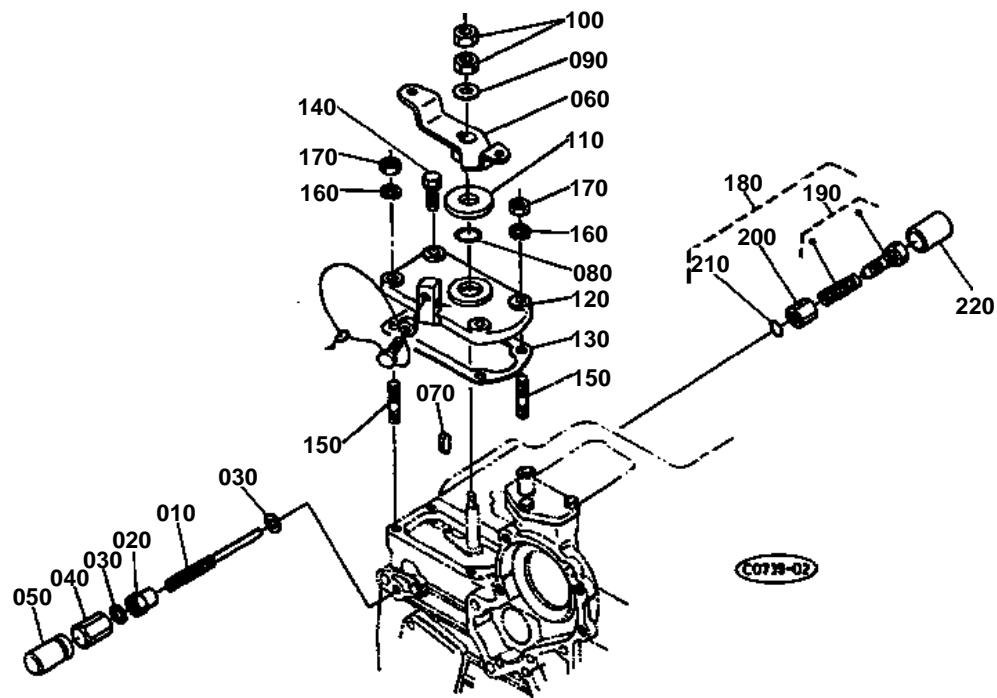


NOZZLE HOLDER (COMPONENT PARTS)

↔ Interchangeable; ≠ not interchangeable; ← new for old; → old for new

REF.No	Part No.	Description	Q'ty	S.No.	I/C	REMARKS	Weight (kgf)	Weight (lb)
010	15271-53020	ASSY HOLDER,NOZZLE	4				0.26	0.572
020	15221-92020	NUT	4				0.011	0.0242
030	15221-95690	JOINT,EYE	4				0.022	0.0484
040	15221-94020	WASHER,PLAIN	4				0.002	0.0044
050	15221-53230	WASHER,ADJUSTING	4				0.001	0.0022
060	15221-53170	SPRING,NOZZLE	4				0.01	0.022
070	15221-53350	PIECE,DISTANCE	4				0.016	0.0352
080	15221-53160	PUSH ROD	4				0.003	0.0066
090	15221-53280	NUT,NOZZLE	4				0.068	0.1496
100	15021-53610	PIECE,NOZZLE	4	<=15351			0	0
100	19202-53610	PIECE,NOZZLE	4	>=15352	←		0.045	0.099
110	15221-98100	ASSY WASHER,ADJUST	4			OPTION	0.03	0.066
120	15221-98110	WASHER,ADJUSTING	4			1.00MM	0.001	0.0022
120	15221-98120	WASHER,ADJUSTING	4			1.05MM	0.001	0.0022
120	15221-98130	WASHER,ADJUSTING	4			1.10MM	0.001	0.0022
120	15221-98140	WASHER,ADJUSTING	4			1.15MM	0.001	0.0022
120	15221-98150	WASHER,ADJUSTING	4			1.20MM	0.001	0.0022
120	15221-98160	WASHER,ADJUSTING	4			1.25MM	0.001	0.0022
120	15221-98170	WASHER,ADJUSTING	4			1.30MM	0.001	0.0022
120	15221-98180	WASHER,ADJUSTING	4			1.35MM	0.001	0.0022
120	15221-98190	WASHER,ADJUSTING	4			1.40MM	0.002	0.0044
120	15221-98200	WASHER,ADJUSTING	4			1.45MM	0.001	0.0022
120	15221-98210	WASHER,ADJUSTING	4			1.50MM	0.001	0.0022
120	15221-98220	WASHER,ADJUSTING	4			1.55MM	0.003	0.0066
120	15221-98230	WASHER,ADJUSTING	4			1.60MM	0.003	0.0066
120	15221-98240	WASHER,ADJUSTING	4			1.65MM	0.002	0.0044
120	15221-98250	WASHER,ADJUSTING	4			1.70MM	0.002	0.0044
120	15221-98260	WASHER,ADJUSTING	4			1.75MM	0.002	0.0044
120	15221-98270	WASHER,ADJUSTING	4			1.80MM	0.002	0.0044
120	15221-98280	WASHER,ADJUSTING	4			1.85MM	0.002	0.0044
120	15221-98290	WASHER,ADJUSTING	4			1.90MM	0.002	0.0044
120	15221-98300	WASHER,ADJUSTING	4			1.95MM	0.003	0.0066

SPEED CONTROL PLATE



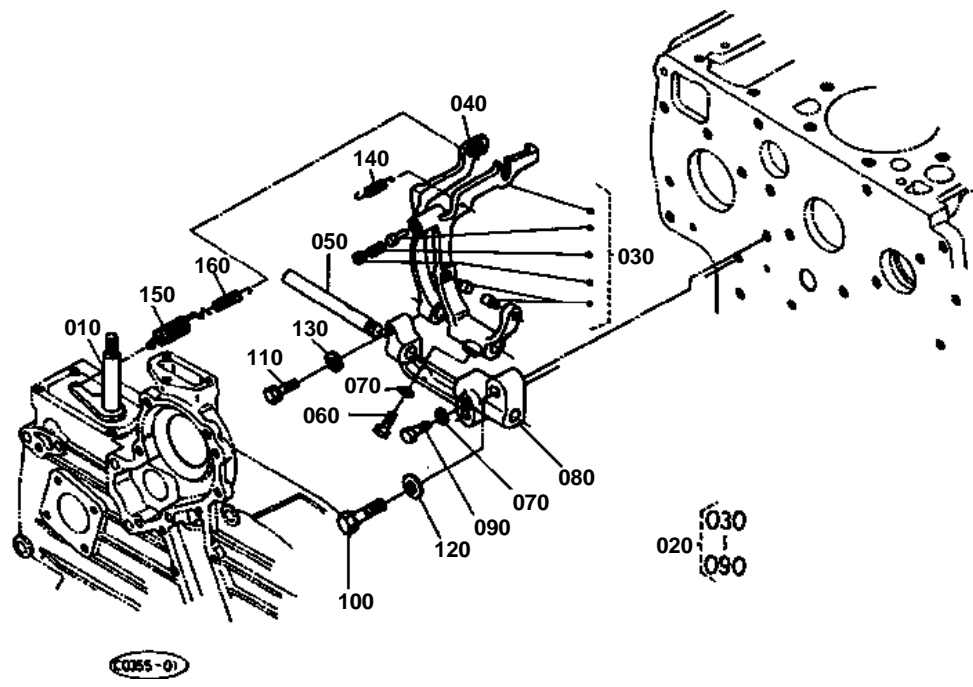


SPEED CONTROL PLATE

↔ Interchangeable; ≠ not interchangeable; ← new for old; → old for new

REF.No	Part No.	Description	Q'ty	S.No.	I/C	REMARKS	Weight (kgf)	Weight (lb)
010	15601-54120	BOLT,ADJUSTING	1				0.011	0.0242
020	15601-92010	NUT	1				0	0
030	15601-96650	GASKET	2				0.001	0.0022
040	15841-14620	NUT,CAP	1				0.01	0.022
050	16241-54420	CAP	1	<=19256			0.004	0.0088
050	16221-54420	CAP	1	>=19257	↔		0.001	0.0022
060	15471-57150	LEVER,SPEED CONTROL	1				0.05	0.11
070	05712-00408	KEY,FEATHER	1				0.001	0.0022
080	04814-00120	O RING	1				0.001	0.0022
090	04013-50080	WASHER,PLAIN	1				0	0
100	02112-50080	NUT	2				0.003	0.0066
110	17011-57384	COLLAR	1	<=14536			0.03	0.066
110	15521-57240	COLLAR	1	>=14537	↔		0.002	0.0044
120	15521-57114	PLATE,SPEED CONTROL	1				0	0
130	17331-57210	GASKET	1	<=18067			0	0
130	15439-57210	GASKET NA	1	>=18068	≠		0.005	0.011
140	01023-50620	BOLT	2				0.006	0.0132
150	15221-88210	STUD	2				0.005	0.011
160	04512-50060	WASHER,SPRING	2				0	0
170	02056-50060	NUT	2				0.002	0.0044
180	16300-54090	ASSY APPARATUS,I/D.	1				0.02	0.044
190	15471-54100	ASSY BOLT,ADJUSTING	1				0.015	0.033
200	15471-92010	NUT	1				0.07	0.154
210	04811-00060	O RING	1				0.001	0.0022
220	15521-54270	CAP	1				0.003	0.0066

GOVERNOR

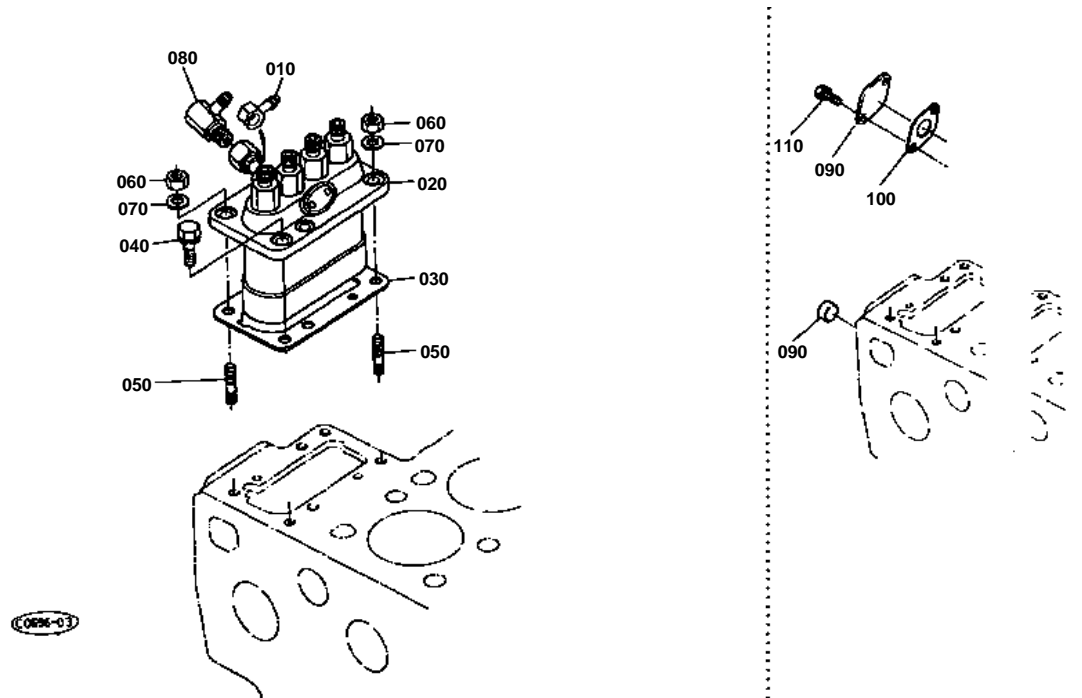


**GOVERNOR**

↔ Interchangeable; ≠ not interchangeable; ← new for old; → old for new

REF.No	Part No.	Description	Q'ty	S.No.	I/C	REMARKS	Weight (kgf)	Weight (lb)
010	15601-56020	COMP.LEVER,GOVERNOR	1				0.055	0.121
020	16342-56050	ASSY LEVER,FORK	1				0.41	0.902
030	16342-56040	COMP.LEVER,FORK	1				0.2	0.44
040	15471-56130	LEVER,FORK	1				0.065	0.143
050	15221-56150	SHAFT,FORK LEVER	1				0.1	0.22
060	15021-56240	BOLT,LEVER SHAFT	1				0.005	0.011
070	04512-50060	WASHER,SPRING	2				0	0
080	15221-56230	HOLDER,FORK LEVER	1				0.1	0.22
090	15221-66410	BOLT	1				0.005	0.011
100	01123-50832	BOLT	2				0.016	0.0352
110	01023-50628	BOLT	1				0.015	0.033
120	04012-50080	WASHER,PLAIN	2				0.001	0.0022
130	04012-50060	WASHER,PLAIN	1				0.001	0.0022
140	15601-56480	SPRING,START	1				0.002	0.0044
150	15521-56410	SPRING,GOVERNOR	1				0	0
160	15521-56420	SPRING,GOVERNOR	1				0.002	0.0044

INJECTION PUMP, CAMSHAFT (1)



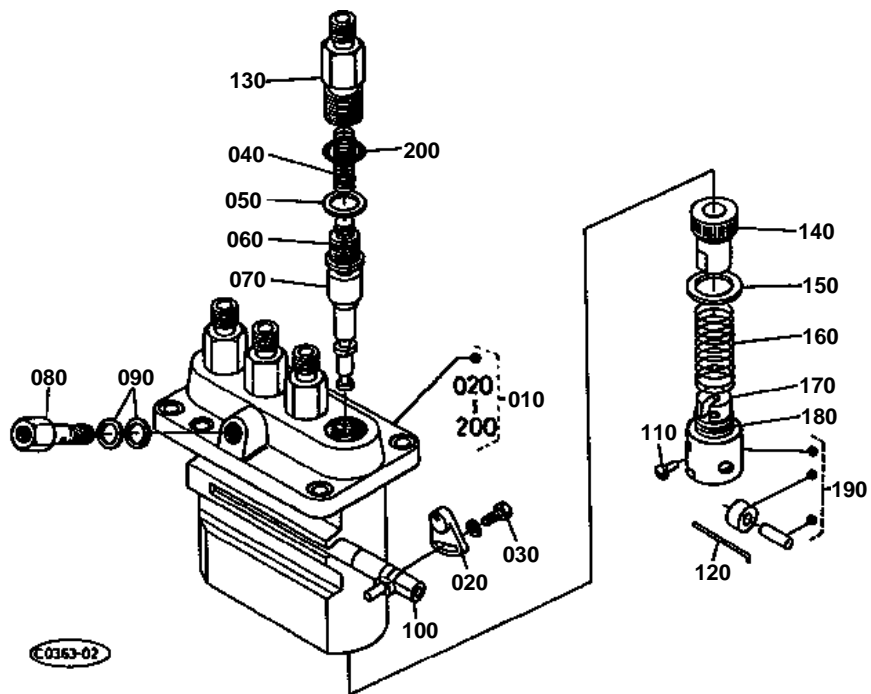


INJECTION PUMP, CAMSHAFT (1)

↔ Interchangeable; ≠ not interchangeable; ← new for old; → old for new

REF.No	Part No.	Description	Q'ty	S.No.	I/C	REMARKS	Weight (kgf)	Weight (lb)
010	15401-95690	JOINT,EYE	1				0.04	0.088
020	15461-51010	ASSY PUMP,INJECTION	1				2.6	5.72
030	19077-52120	SHIM,INJECTION PUMP	2				0.01	0.022
040	01123-50822	BOLT	4				0.012	0.0264
050	01513-50822	STUD	2				0.01	0.022
060	02156-50080	NUT	2				0.004	0.0088
070	04512-50080	WASHER,SPRING	2				0.001	0.0022
080	15748-60570	ASSY ORIFICE	1				0.02	0.044
090	15426-52850	COVER	1	<=14366			0.055	0.121
090	06311-85020	CAP,SEALING	1	>=14367	↔		0.002	0.0044
090	06311-85020	CAP,SEALING	1	<=15762			0.002	0.0044
100	15263-52140	GASKET,FUEL PUMP	1	<=14366			0.001	0.0022
110	01023-50616	BOLT	2	<=14366			0.005	0.011

INJECTION PUMP (COMPONENT PARTS)



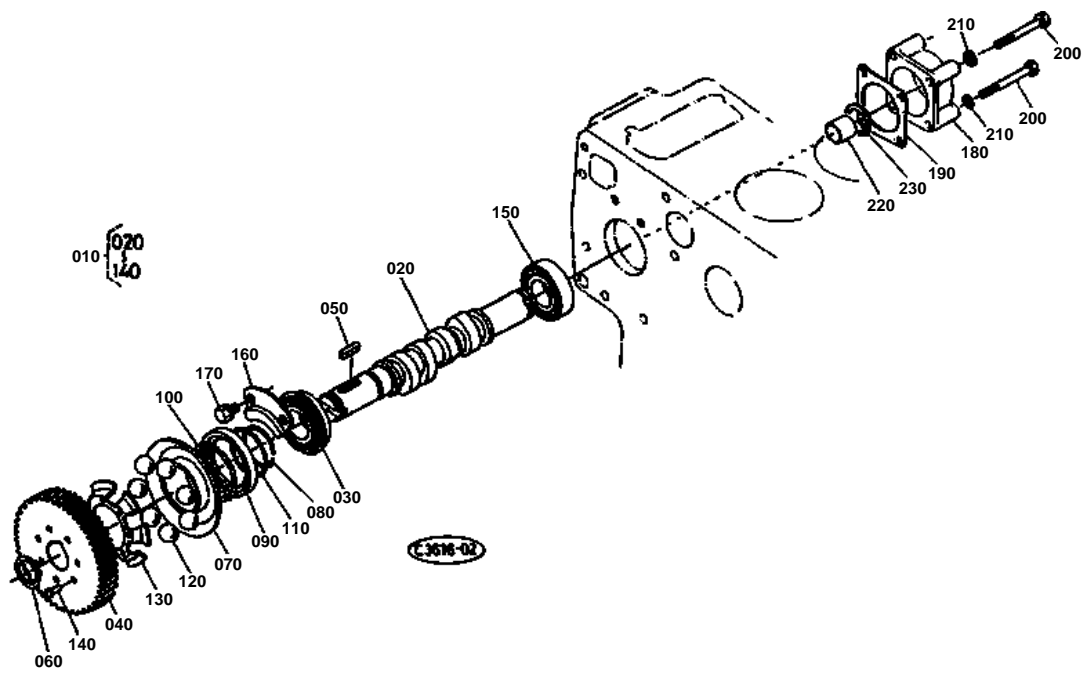


INJECTION PUMP (COMPONENT PARTS)

↔ Interchangeable; ≠ not interchangeable; ← new for old; → old for new

REF.No	Part No.	Description	Q'ty	S.No.	I/C	REMARKS	Weight (kgf)	Weight (lb)
010	15461-51010	ASSY PUMP,INJECTION	1				2.6	5.72
020	14384-51390	PLATE,ADJUSTING	3				0.006	0.0132
030	16454-91030	BOLT	3				0.005	0.011
040	15221-51230	SPRING,DELIV.VALVE	4				0.002	0.0044
050	15221-51240	GASKET,DELIV.VALVE	4				0.001	0.0022
060	15221-51030	VALVE,DELIVERY	4				0.012	0.0264
070	15221-51050	PLUNGER,PUMP	4				0.053	0.1166
080	15471-51320	SCREW,FOLLOW	1				0.032	0.0704
090	15401-96650	GASKET	2				0.001	0.0022
100	15401-51060	RACK,CONTROL	1				0.05	0.11
110	15221-51250	PIN,TAPPET GUIDE	4				0.001	0.0022
120	15221-51430	PIN,CLAMP	2				0.001	0.0022
130	15601-51220	HOLDER,DELIV.VALVE	4				0.055	0.121
140	15221-51382	SLEEVE,CONTROL	4				0.011	0.0242
150	15221-51270	SEAT,SPRING UPPER	4				0.004	0.0088
160	15221-51280	SPRING,PLUNGER	4				0.015	0.033
170	15221-51290	SEAT,SPRING LOWER	4				0.01	0.022
180	15221-51490	SHIM	4				0.002	0.0044
190	15221-51070	ASSY TAPPET	4				0.039	0.0858
200	14611-51200	O RING	4				0.001	0.0022

INJECTION PUMP, CAMSHAFT (2)



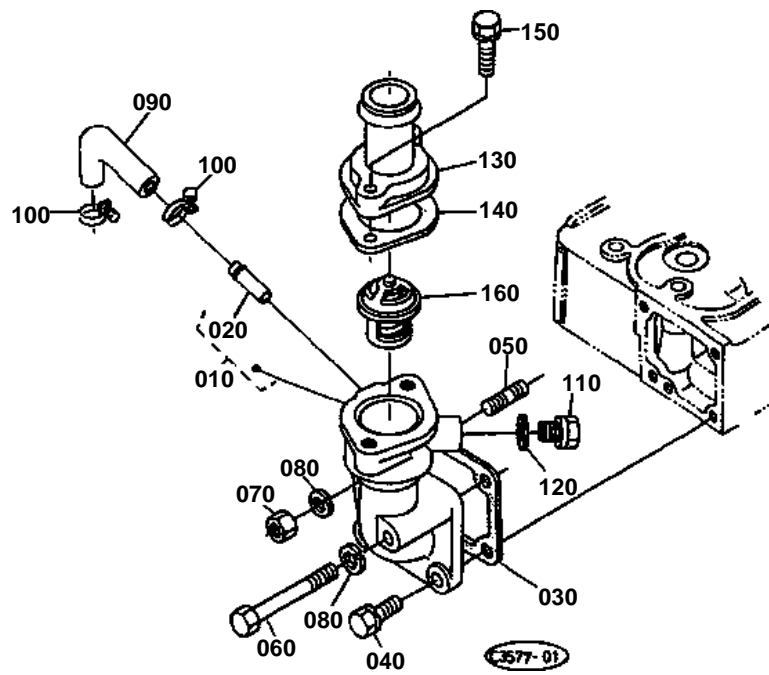


INJECTION PUMP, CAMSHAFT (2)

↔ Interchangeable; ≠ not interchangeable; ← new for old; → old for new

REF.No	Part No.	Description	Q'ty	S.No.	I/C	REMARKS	Weight (kgf)	Weight (lb)
010	16343-16020	ASSY CAMSHAFT,FUEL	1				2	4.4
020	15425-16170	CAMSHAFT,FUEL	1				0.96	2.112
030	08153-06205	BEARING,BALL	1				0.13	0.286
040	15601-51150	GEAR,INJECTION PUMP	1				0.8	1.76
050	05712-00525	KEY,FEATHER	1				0.005	0.011
060	04612-00240	CIR CLIP,EXTERNAL	1				0.002	0.0044
070	15221-55450	SLEEVE,GOVERNOR	1				0.19	0.418
080	15221-55470	CIR-CLIP,GOV. SLEEVE	1				0.003	0.0066
090	15221-55690	CASE,GOVERNOR BALL	1	<=14009			0	0
090	15611-55690	CASE,GOVERNOR BALL	1	>=14010	↔		0.03	0.066
100	07715-03205	BALL	39				0.001	0.0022
110	15221-55740	CIR-CLIP	1				0.002	0.0044
120	07715-00805	BALL	7				0.016	0.0352
130	15521-55650	GUIDE,GOVERNOR BALL	1				0.035	0.077
140	05611-10310	RIVET	7				0.001	0.0022
150	08103-06205	BEARING,BALL	1				0.12	0.264
160	15221-16320	STOPPER,FUEL.C/SHAFT	1				0.02	0.044
170	01123-50814	BOLT	2				0	0
180	19222-16213	COVER,FUEL CAMSHAFT	1				0.33	0.726
190	15469-83110	GASKET	1	<=18067			0.003	0.0066
190	15834-83110	GASKET NA	1	>=18068	≠		0.005	0.011
200	01173-51070	BOLT	4				0.044	0.0968
210	04512-50100	WASHER,SPRING	4				0	0
220	19222-16190	COLLAR	1				0.062	0.1364
230	04612-00250	CIR CLIP,EXTERNAL	1				0.002	0.0044

WATER FLANGE

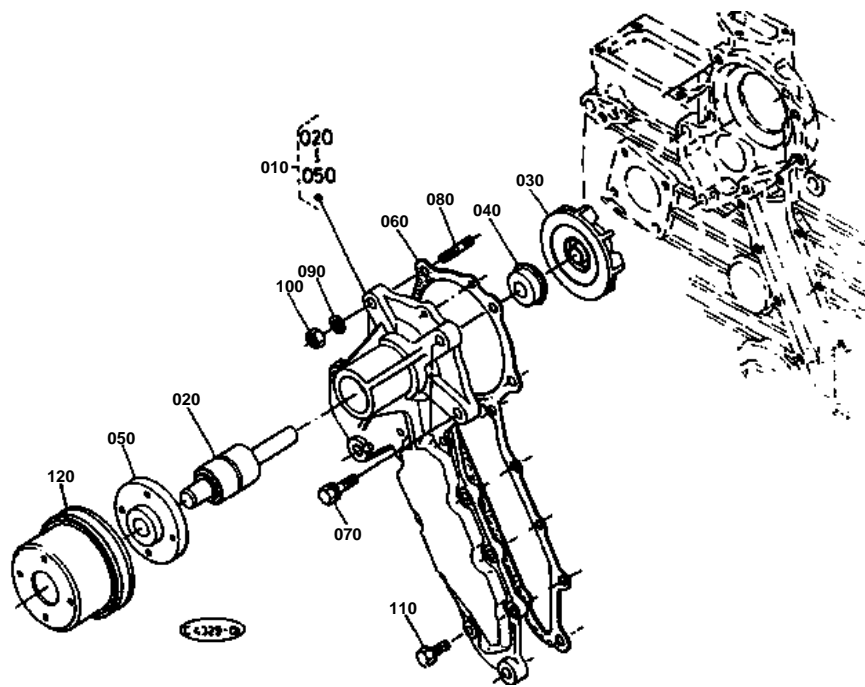


**WATER FLANGE**

↔ Interchangeable; ≠ not interchangeable; ← new for old; → old for new

REF.No	Part No.	Description	Q'ty	S.No.	I/C	REMARKS	Weight (kgf)	Weight (lb)
010	15512-72700	COMP.FLANGE,WATER	1	<=14366			0	0
010	15512-72702	COMP.FLANGE,WATER	1	>=14367	←		0.37	0.814
020	17331-73340	PIPE,WATER RETURN	1	<=14366			0	0
020	17331-73342	PIPE,WATER RETURN	1	>=14367	←		0.01	0.022
030	15521-72920	GASKET,WATER FLANGE	1	<=18067			0	0
030	15766-72920	GASKET,WATER FLANGE	1	>=18068	≠		0.01	0.022
040	01123-50822	BOLT	2				0.012	0.0264
050	01513-50822	STUD	1				0.01	0.022
060	01153-50870	BOLT	1				0.026	0.0572
070	02156-50080	NUT	1				0.004	0.0088
080	04512-50080	WASHER,SPRING	2				0.001	0.0022
090	15521-73340	PIPE,WATER RETURN	1				0.025	0.055
100	15109-73360	BAND,PIPE	2				0.01	0.022
110	15512-96010	PLUG	1				0.101	0.2222
120	04717-02150	WASHER,WITH RUBBER	1				0.004	0.0088
130	15321-73260	COVER,THERMOSTAT	1				0.107	0.2354
140	15321-73270	GASKET	1	<=18067			0	0
140	15313-73270	GASKET NA	1	>=18068	≠		0.001	0.0022
150	01123-50835	BOLT	2				0.02	0.044
160	15321-73010	ASSY THERMOSTAT	1				0.068	0.1496

WATER PUMP



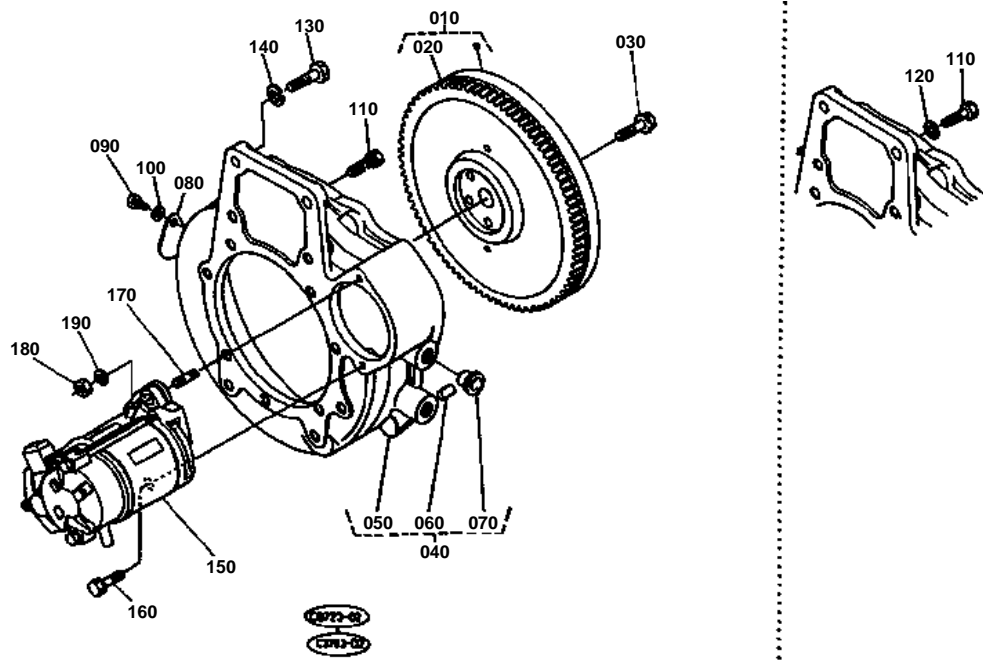


WATER PUMP

↔ Interchangeable; ≠ not interchangeable; ← new for old; → old for new

REF.No	Part No.	Description	Q'ty	S.No.	I/C	REMARKS	Weight (kgf)	Weight (lb)
010	15521-73030	ASSY PUMP,WATER	1	<=18913			0	0
010	15521-73033	ASSY PUMP,WATER	1	>=18914	←		1.175	2.585
020	15521-73550	BEARING	1				0.235	0.517
030	15521-73510	IMPELLER,WATER PUMP	1	<=18913			0.22	0.484
030	16661-73510	IMPELLER,WATER PUMP	1	>=18914	←		0.195	0.429
040	19202-73050	ASSY SEAL,MECHANICAL	1	<=18913			0.02	0.044
040	16661-73050	ASSY SEAL,MECHANICAL	1	>=18914	←		0.025	0.055
050	15521-73520	FLANGE,WATER PUMP	1				0.25	0.55
060	15521-73430	GASKET,WATER PUMP	1	<=18067			0	0
060	15766-73430	GASKET,WATER PUMP NA	1	>=18068	≠		0.01	0.022
070	01123-50828	BOLT	2				0.014	0.0308
080	15521-91510	STUD	2				0.012	0.0264
090	04512-50080	WASHER,SPRING	2				0.001	0.0022
100	02156-50080	NUT	2				0.004	0.0088
110	01023-50618	BOLT	8				0.006	0.0132
120	15471-74250	PULLEY,FAN	1				0.3	0.66

FLYWHEEL,STARTER



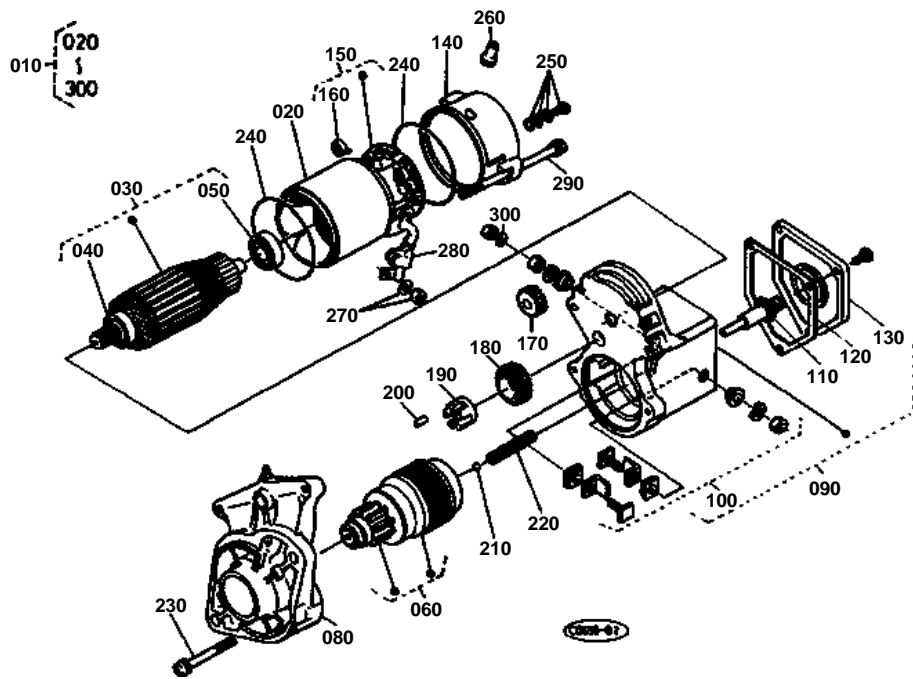


FLYWHEEL,STARTER

↔ Interchangeable; ≠ not interchangeable; ← new for old; → old for new

REF.No	Part No.	Description	Q'ty	S.No.	I/C	REMARKS	Weight (kgf)	Weight (lb)
010	15401-25012	COMP.FLYWHEEL	1				16	35.2
020	15221-63820	GEAR,RING	1				1.2	2.64
030	15321-25163	BOLT,FLYWHEEL	6				0.05	0.11
040	15341-04600	COMP.HOUSING,F-W.	1				10.4	22.88
050	15331-04610	HOUSING,FLYWHEEL	1				10.3	22.66
060	05012-01018	PIN,STRAIGHT	2				0.012	0.0264
070	31220-14290	PLUG	4				0.002	0.0044
080	31220-14170	COVER	1				0.014	0.0308
090	01153-50812	BOLT	1				0.008	0.0176
100	04512-50080	WASHER,SPRING	1				0.001	0.0022
110	01073-51030	BOLT	11	<=18913			0.028	0.0616
110	16427-91010	BOLT	11	>=18914	←		0.004	0.0088
120	04512-50100	WASHER,SPRING	11	<=18913			0	0
130	01073-51240	BOLT	2				0.049	0.1078
140	04512-50120	WASHER,SPRING	2				0	0
150	15461-63010	ASSY STARTER	1	<=15605			3.8	8.36
150	17298-63010	ASSY STARTER	1	>=15606	↔		3.8	8.36
160	01133-51030	BOLT	1				0.025	0.055
170	01517-51028	STUD	1				0.022	0.0484
180	02176-50100	NUT	1				0.005	0.011
190	04512-50100	WASHER,SPRING	1				0	0

STARTER (COMPONENT PARTS)



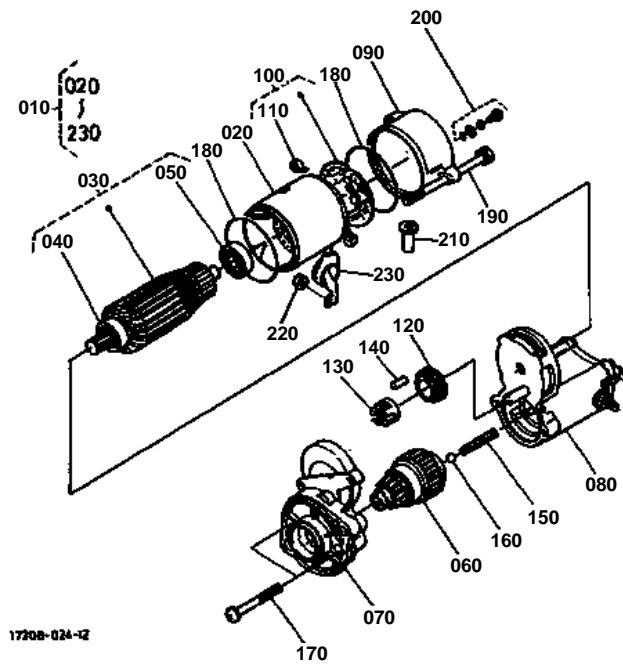
**STARTER (COMPONENT PARTS)**

S.No.;<=15605

↔ Interchangeable; ≠ not interchangeable; ← new for old; → old for new

REF.No	Part No.	Description	Q'ty	S.No.	I/C	REMARKS	Weight (kgf)	Weight (lb)
010	15461-63010	ASSY STARTER	1				3.8	8.36
020	15461-63080	ASSY YOKE	1				1.13	2.486
030	15511-63070	ASSY ARMATURE	1				1.05	2.31
040	15511-63500	BEARING,BALL	1				0.04	0.088
050	15511-63530	BEARING,BALL	1				0.025	0.055
060	15471-63040	ASSY CLUTCH	1				0.72	1.584
070	99999-99999	BLANK	0				0	0
080	15511-63030	FRAME,DRIVE END	1				0.32	0.704
090	17341-63020	ASSY SWITCH,MAGNETIC	1				1.135	2.497
100	15461-63110	KIT STARTER	1				0.06	0.132
110	15461-63990	PLUNGER	1				0.15	0.33
120	15461-63520	GASKET	1				0.01	0.022
130	15461-63510	COVER,SOLENOID	1				0.06	0.132
140	15511-63200	FRAME,END	1				0.14	0.308
150	15511-63380	ASSY HOLDER,BRUSH	1				0.09	0.198
160	15401-63390	SPRING,BRUSH	4				0.003	0.0066
170	15511-63260	GEAR	1				0.02	0.044
180	15401-63270	GEAR	1				0.043	0.0946
190	19212-63110	RETAINER	1				0.002	0.0044
200	19212-63100	ROLLER	5				0.002	0.0044
210	19212-97130	BALL	1				0.003	0.0066
220	19212-63120	SPRING	1				0.004	0.0088
230	15501-93310	SCREW,CR-REC-PAN-HD	2				0.01	0.022
240	15511-96660	O RING	2				0.005	0.011
250	15511-63760	ASSY BOLT	2				0.005	0.011
260	15511-63450	COVER	1				0.002	0.0044
270	13963-92010	NUT,HEXAGON	1				0.005	0.011
280	15504-63120	COVER,CORD	1				0.06	0.132
290	19215-63320	BOLT,THROUGH	2				0.03	0.066
300	04512-50080	WASHER,SPRING	1				0.001	0.0022

STARTER (COMPONENT PARTS)



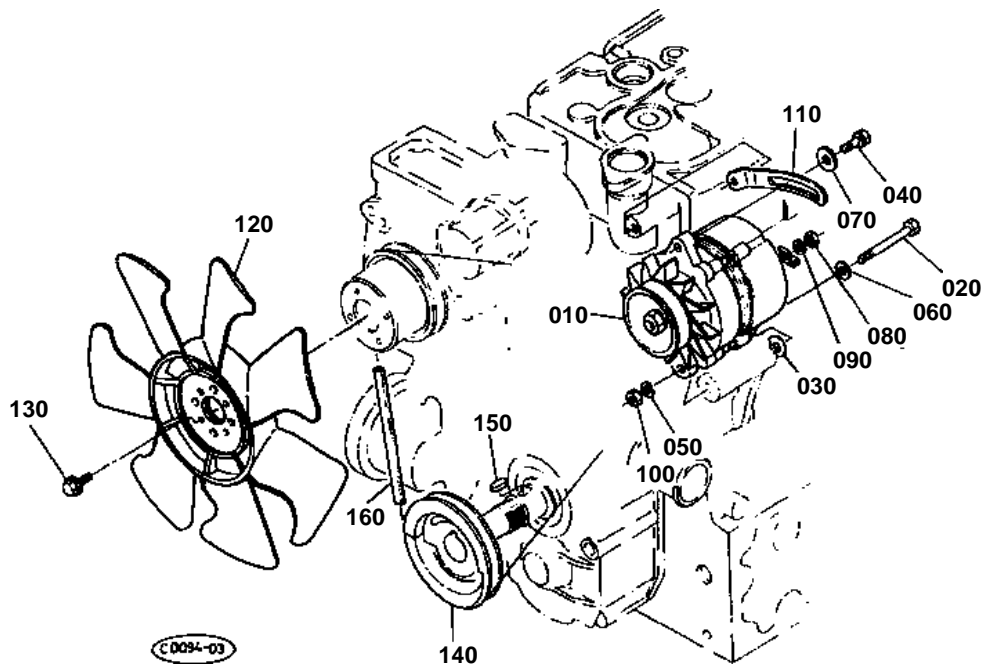
**STARTER (COMPONENT PARTS)**

S.No.;>=15606

↔ Interchangeable; ≠ not interchangeable; ← new for old; → old for new

REF.No	Part No.	Description	Q'ty	S.No.	I/C	REMARKS	Weight (kgf)	Weight (lb)
010	17298-63010	ASSY STARTER	1				3.8	8.36
020	11197-63080	ASSY YOKE	1				0.92	2.024
030	11197-63070	ASSY ARMATURE	1				0.8	1.76
040	11460-63500	BEARING	1				0.03	0.066
050	11460-63530	BEARING	1				0.02	0.044
060	17341-63040	CLUTCH,OVER RUNNING	1				0.2	0.44
070	17341-63030	FRAME,DRIVE END	1				0.44	0.968
080	11173-63020	ASSY SWITCH,MAGNETIC	1				0.2	0.44
090	17341-63200	FRAME,END	1				0.13	0.286
100	11197-63380	ASSY HOLDER,BRUSH	1				0.05	0.11
110	15401-63390	SPRING,BRUSH	4				0.003	0.0066
120	11460-63270	GEAR	1				0.04	0.088
130	11460-63110	RETAINER	1				0.01	0.022
140	19212-63100	ROLLER	5				0.002	0.0044
150	11460-63120	SPRING	1				0.01	0.022
160	19212-97130	BALL	1				0.003	0.0066
170	11460-93310	BOLT	2				0.01	0.022
180	15511-96660	O RING	2				0.005	0.011
190	11197-63320	BOLT	2				0.02	0.044
200	15511-63760	ASSY BOLT	2				0.005	0.011
210	16285-63570	PIPE,DRAIN	1				0.005	0.011
220	13963-92010	NUT,HEXAGON	1				0.005	0.011
230	11173-63130	COVER,TERMINAL	1				0.007	0.0154

DYNAMO

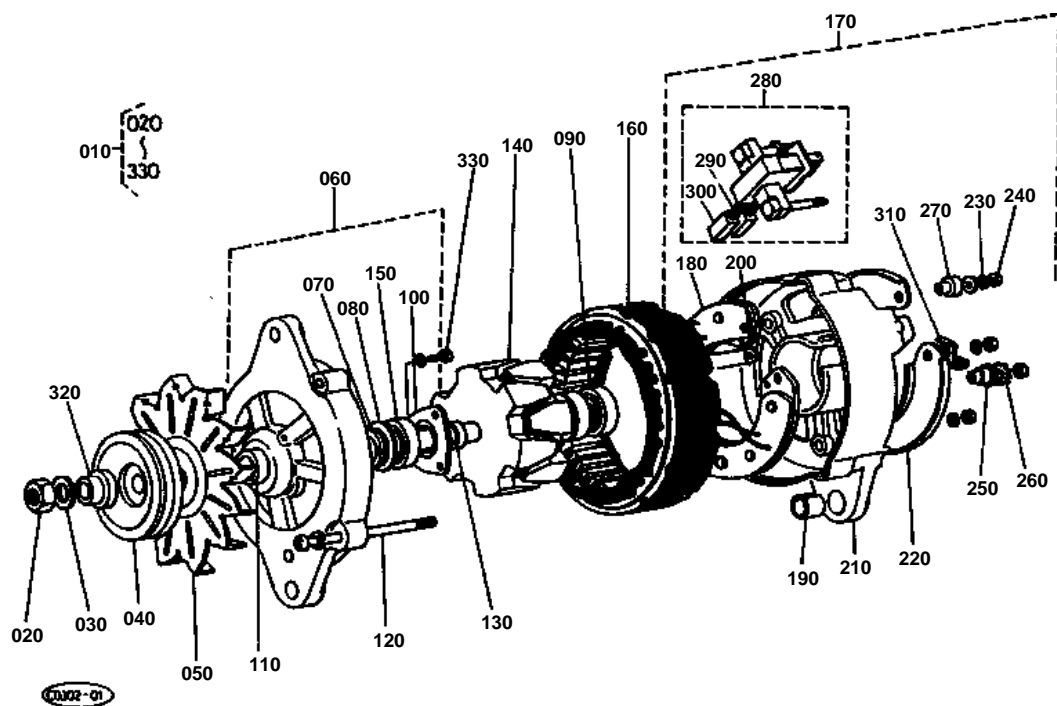


**DYNAMO**

↔ Interchangeable; ≠ not interchangeable; ← new for old; → old for new

REF.No	Part No.	Description	Q'ty	S.No.	I/C	REMARKS	Weight (kgf)	Weight (lb)
010	15471-64010	ASSY DYNAMO	1				3.68	8.096
020	17367-91030	BOLT	1				0.02	0.044
030	15521-94030	WASHER,PLAIN	1				0.01	0.022
040	01153-50830	BOLT	1				0	0
050	04512-50080	WASHER,SPRING	1				0.001	0.0022
060	04012-50080	WASHER,PLAIN	1				0.001	0.0022
070	04015-50080	WASHER,PLAIN	1				0	0
080	02056-50060	NUT	1				0.002	0.0044
090	04512-50060	WASHER,SPRING	1				0	0
100	02156-50080	NUT	2				0.004	0.0088
110	15321-64420	STAY,DYNAMO	1				0.1	0.22
120	15808-74110	FAN	1				0.9	1.98
130	01754-50612	BOLT,FLANGE	4				0.005	0.011
140	15471-74280	PULLEY,FAN DRIVE	1				1.28	2.816
150	05712-00720	KEY,FEATHER	1				0.008	0.0176
160	15471-97010	V BELT	1				0.12	0.264

DYNAMO (COMPONENT PARTS)

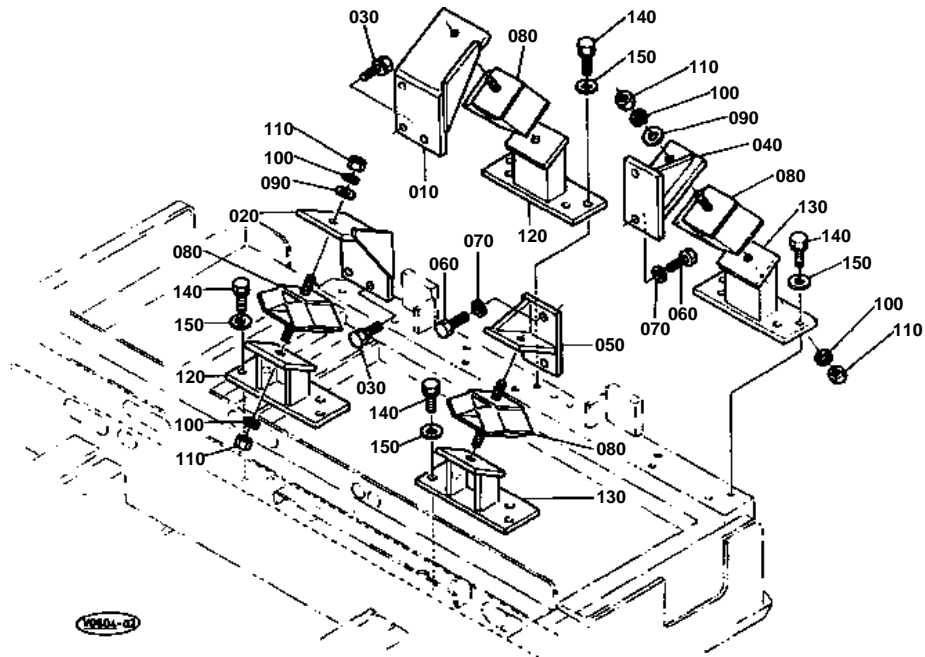


**DYNAMO (COMPONENT PARTS)**

↔ Interchangeable; ≠ not interchangeable; ← new for old; → old for new

REF.No	Part No.	Description	Q'ty	S.No.	I/C	REMARKS	Weight (kgf)	Weight (lb)
010	15471-64010	ASSY DYNAMO	1				3.68	8.096
020	15221-92010	NUT	1				0.012	0.0264
030	15221-94070	WASHER,SPRING	1				0.008	0.0176
040	15471-64110	PULLEY,DYNAMO	1				0.435	0.957
050	15253-64130	FAN,DYNAMO	1				0.18	0.396
060	15253-64020	FRAME,DRIVE END	1				0.365	0.803
070	15221-64790	FELT,OIL	1				0.001	0.0022
080	15221-64830	COVER,FELT	1				0.003	0.0066
090	08121-06201	BEARING,BALL	1				0.036	0.0792
100	15221-64710	PLATE,RETAINER	1				0.018	0.0396
110	15221-64150	COLLAR	1				0.008	0.0176
120	15321-64260	BOLT,THROUGH	2				0.008	0.0176
130	15221-64160	SPACER	1				0.006	0.0132
140	15606-64030	ARMATURE	1				1.34	2.948
150	08141-06202	BEARING,BALL	1				0.043	0.0946
160	15606-64050	YOKE	1				0.76	1.672
170	15321-64070	ASSY FRAME,END	1				0.52	1.144
180	15321-64850	ASSY RECTIFIER	1				0.134	0.2948
190	15221-64210	BUSH	1				0.007	0.0154
200	15321-64880	WASHER,INSULATION	1				0.001	0.0022
210	15321-64060	FRAME,END	1				0.298	0.6556
220	15321-64230	COVER,END	1				0.029	0.0638
230	04512-50050	WASHER,SPRING	5				0	0
240	15221-92030	NUT	5				0.001	0.0022
250	15321-64920	BUSH,INSULATION	1				0.001	0.0022
260	04512-50060	WASHER	1				0	0
270	15221-64910	BUSH,INSULATION	1				0.001	0.0022
280	15321-64310	ASSY HOLDER,BRUSH	1				0.039	0.0858
290	15221-64330	SPRING,BRUSH	2				0.001	0.0022
300	15221-64090	BRUSH	2				0.002	0.0044
310	15321-67570	CLAMP,CORD	1				0.04	0.088
320	15321-64170	SPACER	1				0.007	0.0154
330	01053-50516	BOLT	3				0.003	0.0066

ENGINE BRACKET



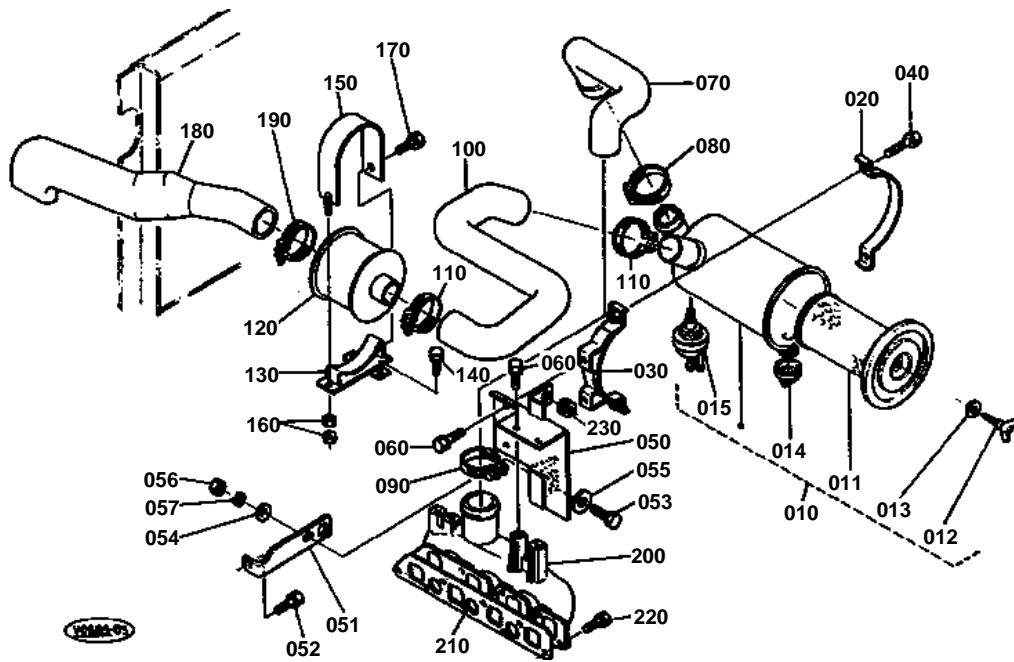


ENGINE BRACKET

↔ Interchangeable; ≠ not interchangeable; ← new for old; → old for new

REF.No	Part No.	Description	Q'ty	S.No.	I/C	REMARKS	Weight (kgf)	Weight (lb)
010	68651-42110	BRACKET,ENGINE	1				2.37	5.214
020	68651-42120	BRACKET,ENGINE	1				2.4	5.28
030	01133-61230	BOLT	6				0.04	0.088
040	68651-42130	BRACKET,ENGINE	1				1.68	3.696
050	68651-42140	BRACKET,ENGINE	1				1.71	3.762
060	01173-61430	BOLT	4				0.05	0.11
070	04512-60140	WASHER,SPRING	4				0.006	0.0132
080	68541-42160	CUSHION	4				0.82	1.804
090	04013-60120	WASHER,PLAIN	4				0.01	0.022
100	04512-60120	WASHER,SPRING	8				0.005	0.011
110	02114-60120	NUT	8				0.011	0.0242
120	68651-42180	SUPPORT,ENGINE	2				1.78	3.916
130	68651-42190	SUPPORT,ENGINE	2				1.99	4.378
140	01133-61030	BOLT	16				0.023	0.0506
150	04013-60100	WASHER,PLAIN	16				0.004	0.0088

AIR CLEANER, INLET MANIFOLD



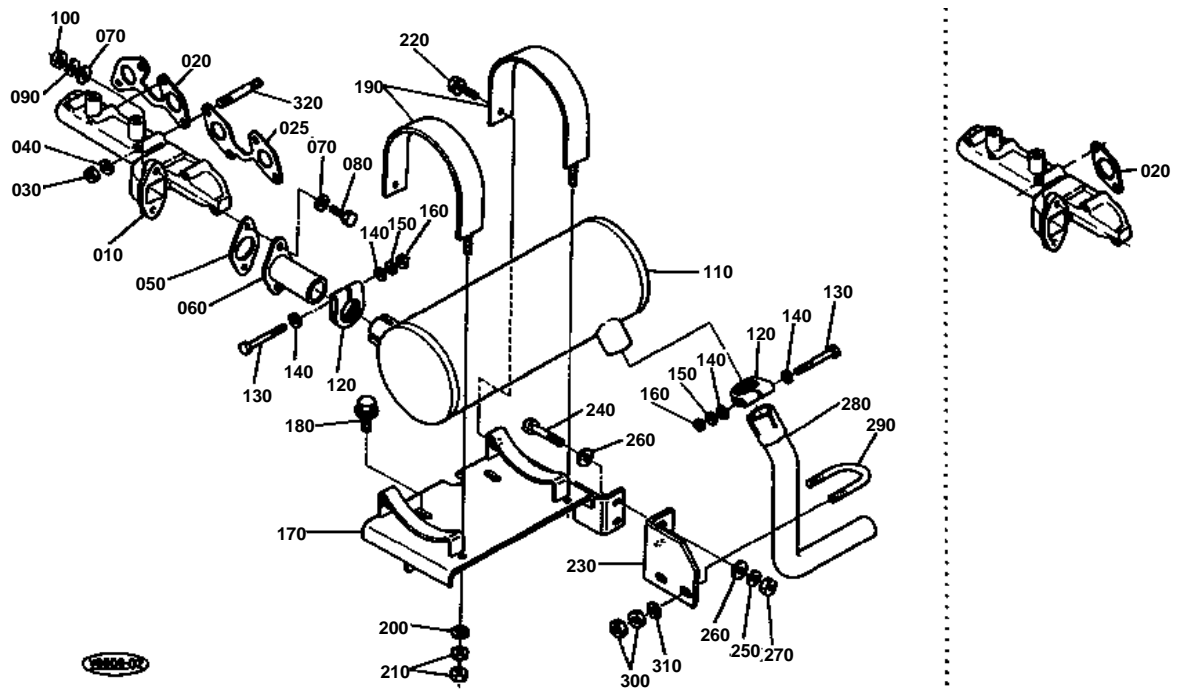


AIR CLEANER, INLET MANIFOLD

↔ Interchangeable; ≠ not interchangeable; ← new for old; → old for new

REF.No	Part No.	Description	Q'ty	S.No.	I/C	REMARKS	Weight (kgf)	Weight (lb)
010	68651-42202	ASSY CLEANER,AIR	1	≤11620			2.7	5.94
010	68651-42203	ASSY CLEANER,AIR	1	≥11621	←		2.9	6.38
011	17351-11080	ASSY ELEMENT,A/C	1				0	0
012	15621-92620	BOLT,WING	1				0.065	0.143
013	15621-94430	WASHER,WITH RUBBER	1				0.01	0.022
014	15741-11470	VALVE	1				0.01	0.022
015	15483-11090	ASSY INDICATOR	1				0.04	0.088
020	68761-42280	BAND,AIR CLEANER	1				0.6	1.32
030	68761-42290	BAND,AIR CLEANER	1				0.35	0.77
040	01123-60840	BOLT	2				0.015	0.033
050	68651-42260	BRACKET,AIR CLEANER	1				1.75	3.85
051	68651-42590	BRACKET,AIR CLEANER	1				0.16	0.352
052	01123-60825	BOLT	1				0.012	0.0264
053	01173-61025	BOLT	1				0.02	0.044
054	04013-60100	WASHER,PLAIN	1				0.004	0.0088
055	04015-60100	WASHER,PLAIN	1				0.015	0.033
056	02118-60100	NUT	1				0.006	0.0132
057	04512-60100	WASHER,SPRING	1				0.002	0.0044
060	01123-60820	BOLT	4				0.015	0.033
070	68651-42230	HOSE,INLET	1				0.46	1.012
080	15401-11720	BAND,PIPE	1				0.05	0.11
090	15606-11720	BAND,PIPE	1				0.035	0.077
100	68651-42240	HOSE,INLET	1				1.26	2.772
110	09318-89080	CLAMP,HOSE	2				0.04	0.088
120	68651-42210	SILENCER	1				1.9	4.18
130	68651-42220	BRACKET	1				0.79	1.738
140	01133-61020	BOLT	2				0.02	0.044
150	68741-42420	BAND,MUFFLER	1				0	0
160	02118-60100	NUT	2				0.006	0.0132
170	01133-61016	BOLT	1				0.018	0.0396
180	68651-42250	HOSE,INLET	1				1.01	2.222
190	09318-89080	CLAMP,HOSE	1				0.04	0.088
200	15475-11760	MANIFOLD,INLET	1				1.18	2.596
210	15471-11823	GASKET,IN-MANIFOLD	1	≤18067		ENGINE SERIAL No.	0	0
210	15766-11820	GASKET,IN-MANIFOLD N	1	≥18068	≠	ENGINE SERIAL No.	0.01	0.022
220	01123-50822	BOLT	7				0.012	0.0264
230	68551-51250	CUSHION	2				0.001	0.0022

MUFFLER, EXHAUST MANIFOLD

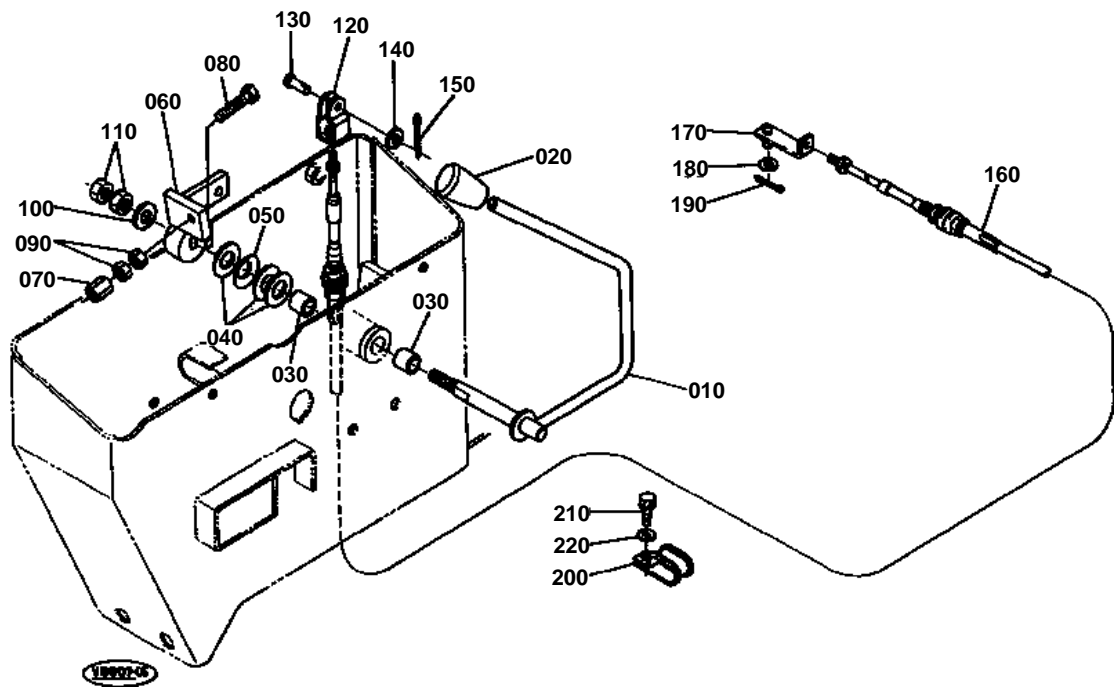


**MUFFLER, EXHAUST MANIFOLD**

↔ Interchangeable; ≠ not interchangeable; ← new for old; → old for new

REF.No	Part No.	Description	Q'ty	S.No.	I/C	REMARKS	Weight (kgf)	Weight (lb)
010	68651-42460	MANIFOLD,EXHAUST	1				3.15	6.93
020	15521-12350	GASKET,EX-MANIFOLD	4	≤18067		ENGINE SERIAL No.	0	0
020	15296-12350	GASKET,EX-MANIFOLD N	1	≥18068	≠	ENGINE SERIAL No.	0.025	0.055
025	15439-12350	GASKET,EX-MANIFOLD	1	≥18068		ENGINE SERIAL No.	0.02	0.044
030	02552-50080	NUT	8				0.005	0.011
040	04512-60080	WASHER,SPRING	8				0.002	0.0044
050	15221-12370	GASKET,MUFFLER FLANG	1	≤17412			0	0
050	15313-12370	GASKET,MUFFLER FLANG	1	≥17413	←		0.008	0.0176
060	68741-42450	FLANGE,MUFFLER	1				0.18	0.396
070	04011-50100	WASHER,PLAIN	4				0.002	0.0044
080	01173-61035	BOLT	2				0.023	0.0506
090	04512-60100	WASHER,SPRING	2				0.002	0.0044
100	02118-60100	NUT	2				0.006	0.0132
110	68651-42440	MUFFLER	1				4.4	9.68
120	66711-54420	BAND,PIPE	2				0.038	0.0836
130	01153-60865	BOLT	2				0.04	0.088
140	04013-60080	WASHER,PLAIN	4				0.002	0.0044
150	04512-60080	WASHER,SPRING	2				0.002	0.0044
160	02114-60080	NUT	2				0.002	0.0044
170	68741-42410	BRACKET,MUFFLER	1				3.9	8.58
180	01135-61020	BOLT	2				0.015	0.033
190	68741-42420	BAND,MUFFLER	2				0	0
200	04013-60100	WASHER,PLAIN	2				0.004	0.0088
210	02118-60100	NUT	4				0.006	0.0132
220	01133-61020	BOLT	2				0.02	0.044
230	68741-42430	BRACKET,MUFFLER	1				0.31	0.682
240	01173-61030	BOLT	2				0.022	0.0484
250	04512-60100	WASHER,SPRING	2				0.002	0.0044
260	04015-60100	WASHER,PLAIN	4				0.015	0.033
270	02114-60100	NUT	2				0.008	0.0176
280	68651-42430	PIPE,MUFFLER	1				0.4	0.88
290	68271-42530	U-BOLT	1				0.07	0.154
300	02114-60100	NUT	4				0.008	0.0176
310	04013-60100	WASHER,PLAIN	2				0.004	0.0088
320	15813-91530	STUD	8				0.023	0.0506

ACCEL LEVER

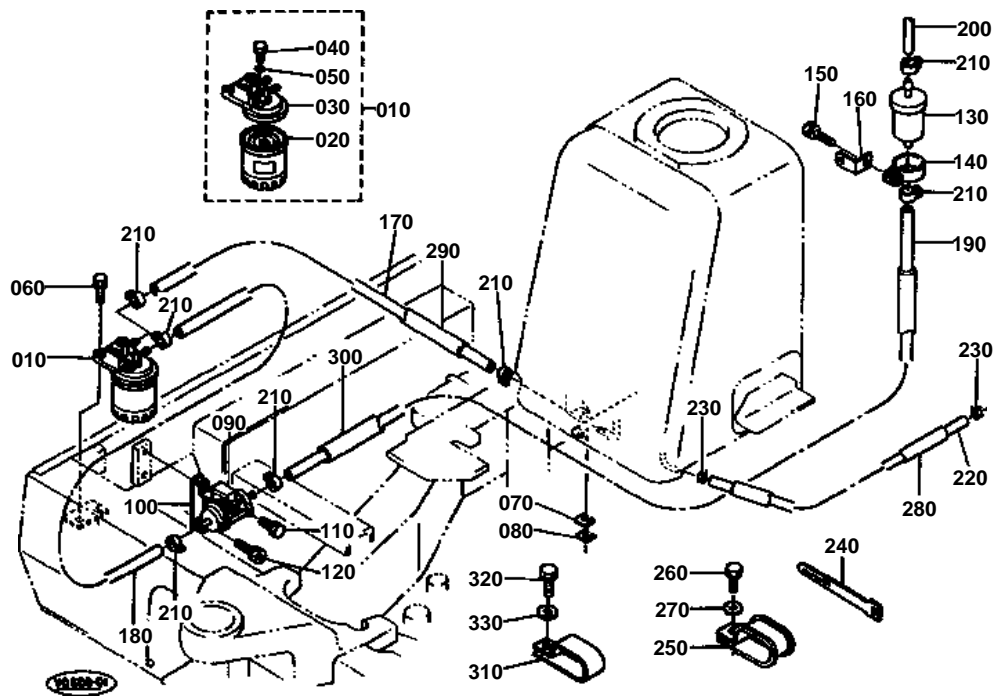


**ACCEL LEVER**

↔ Interchangeable; ≠ not interchangeable; ← new for old; → old for new

REF.No	Part No.	Description	Q'ty	S.No.	I/C	REMARKS	Weight (kgf)	Weight (lb)
010	68318-35110	LEVER,ACCEL.	1				0.43	0.946
020	55611-31460	GRIP,LEVER	1				0.03	0.066
030	08511-01410	BUSH	2				0.005	0.011
040	04013-60140	WASHER,PLAIN	3				0.01	0.022
050	68241-35190	SPRING,PLATE	1				0.003	0.0066
060	68311-35120	PLATE,ACCEL	1	<=11041			0.31	0.682
060	68311-35122	PLATE,ACCEL	1	>=11042	←		0.3	0.66
070	68641-35140	NUT	1				0.01	0.022
080	01155-60850	BOLT	1				0.02	0.044
090	02112-60080	NUT	2				0.005	0.011
100	04013-60100	WASHER,PLAIN	1				0.004	0.0088
110	02118-60100	NUT	2				0.006	0.0132
120	68351-35150	FORKED	1				0.02	0.044
130	05122-50618	PIN,JOINT	1				0	0
140	04012-50060	WASHER,PLAIN	1				0.001	0.0022
150	05511-51612	PIN,SPLIT	1				0.001	0.0022
160	68651-35150	CABLE,ACCEL	1				0.5	1.1
170	68741-35170	LEVER	1				0.06	0.132
180	04012-50080	WASHER,PLAIN	1				0.001	0.0022
190	05511-50215	PIN,SPLIT	1				0.001	0.0022
200	90038-11180	CLAMP	1	>=11146			0.02	0.044
210	01133-61016	BOLT	1	>=11146			0.018	0.0396
220	04015-60100	WASHER,PLAIN	1	>=11146			0.015	0.033

FUEL PIPING

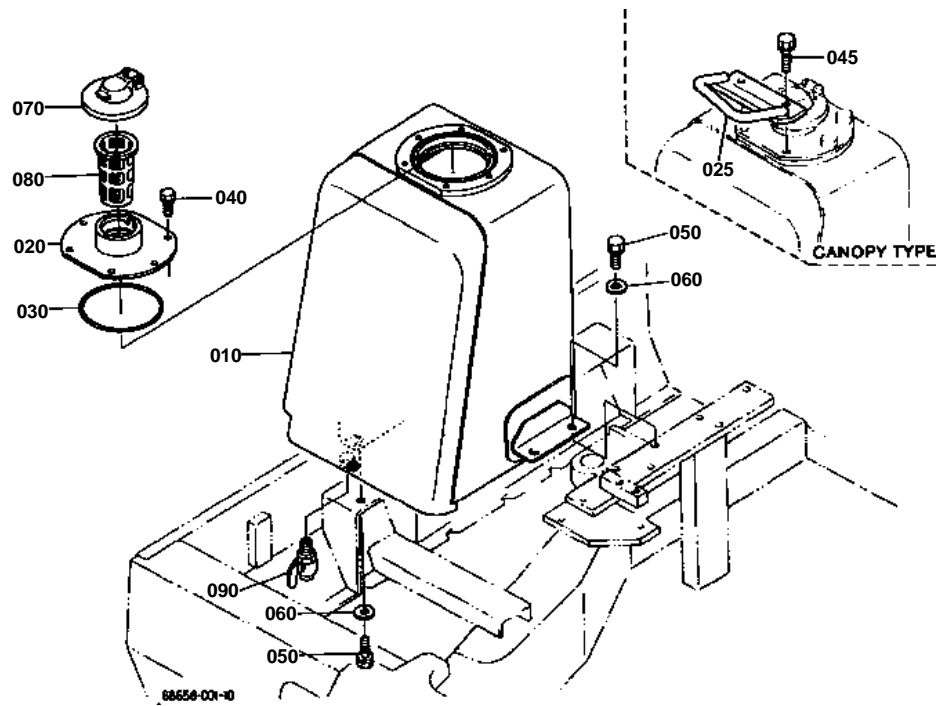


**FUEL PIPING**

↔ Interchangeable; ≠ not interchangeable; ← new for old; → old for new

REF.No	Part No.	Description	Q'ty	S.No.	I/C	REMARKS	Weight (kgf)	Weight (lb)
010	54711-23412	ASSY FILTER,FUEL	1				0.52	1.144
020	15221-43080	ELEMENT,FILTER	1				0	0
030	15221-43210	COVER,FILTER	1				0.25	0.55
040	19222-43280	PLUG,FILTER BREATHER	1				0.01	0.022
050	15108-43290	O RING	1				0.001	0.0022
060	01123-60825	BOLT	2				0.012	0.0264
070	68351-62170	SHIM	5	<=11412			0.005	0.011
070	68351-62172	SHIM	5	>=11413	←		0.006	0.0132
080	68351-62160	SHIM	5	<=11412			0.005	0.011
080	68351-62162	SHIM	5	>=11413	←		0.006	0.0132
090	68371-51210	ASSY PUMP,FUEL	1				0.5	1.1
100	66591-54560	CUSHION	1				0.014	0.0308
110	01123-60816	BOLT	1				0.01	0.022
120	01202-60616	BOLT	1				0.005	0.011
130	13351-43010	ASSY FILTER,FUEL	1				0	0
140	66021-58330	BAND,FILTER	1				0.037	0.0814
150	01053-60620	BOLT	1				0.007	0.0154
160	68651-51250	BRACKET	1				0.04	0.088
170	09661-80400	TUBE,FUEL	1				0.05	0.11
180	09661-80110	TUBE,FUEL	1				0.013	0.0286
190	09661-82320	TUBE,FUEL	1				0.27	0.594
200	09661-80280	TUBE,FUEL	1	<=11196			0.033	0.0726
200	09661-80300	TUBE,FUEL	1	>=11197	↔		0.04	0.088
210	14301-42750	CLIP,PIPE	8				0.005	0.011
220	09661-42500	TUBE,FUEL	1				0.13	0.286
230	10244-42320	CLIP,PIPE	2				0.001	0.0022
240	55311-41260	BAND,CORD	4				0.007	0.0154
250	90038-11180	CLAMP	4	<=11145			0.02	0.044
250	90038-11180	CLAMP	5	>=11146			0.02	0.044
260	01133-61016	BOLT	4	<=11145			0.018	0.0396
260	01133-61016	BOLT	5	>=11146			0.018	0.0396
270	04015-60100	WASHER,PLAIN	4	<=11145			0.015	0.033
270	04015-60100	WASHER,PLAIN	5	>=11146			0.015	0.033
280	68651-51130	TUBE	1				0.288	0.6336
290	68311-51140	TUBE	1				0.03	0.066
300	68651-51140	TUBE	1				0.3	0.66
310	68773-51910	CLAMP	1				0.025	0.055
320	01133-61220	BOLT	1				0.033	0.0726
330	04013-60120	WASHER,PLAIN	1				0.01	0.022

FUEL TANK



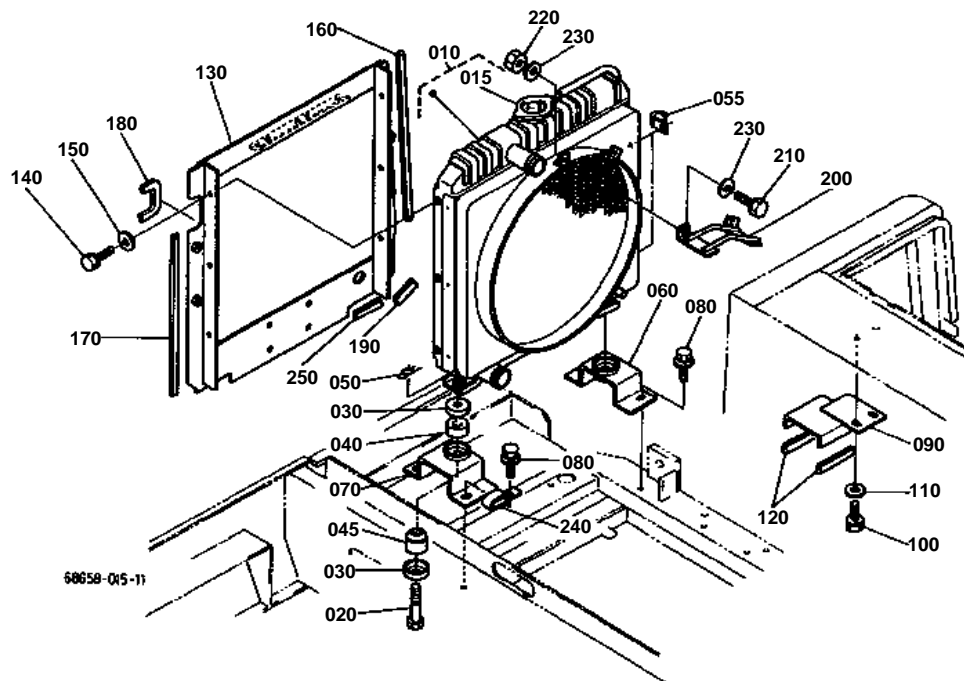


FUEL TANK

↔ Interchangeable; ≠ not interchangeable; ← new for old; → old for new

REF.No	Part No.	Description	Q'ty	S.No.	I/C	REMARKS	Weight (kgf)	Weight (lb)
010	68398-51110	TANK,FUEL	1				22	48.4
020	68398-51240	COVER,FUEL TANK	1				0.93	2.046
025	68328-44480	RAIL,HAND RH	1			CANOPY TYPE	1.1	2.42
030	68391-51260	O RING	1				0.14	0.308
040	01133-61016	BOLT	6				0.018	0.0396
040	01133-61016	BOLT	4			CANOPY TYPE	0.018	0.0396
045	01133-61025	BOLT	2			CANOPY TYPE	0.02	0.044
050	01133-61230	BOLT	4				0.04	0.088
060	04015-60120	WASHER,PLAIN	4				0.022	0.0484
070	68817-51120	CAP,TANK	1	≤11680			0	0
070	RC101-51120	CAP,TANK	1	≥11681	←		0.33	0.726
080	14261-41350	FILTER	1				0.02	0.044
090	14301-73110	COCK,DRAIN	1				0.094	0.2068

RADIATOR

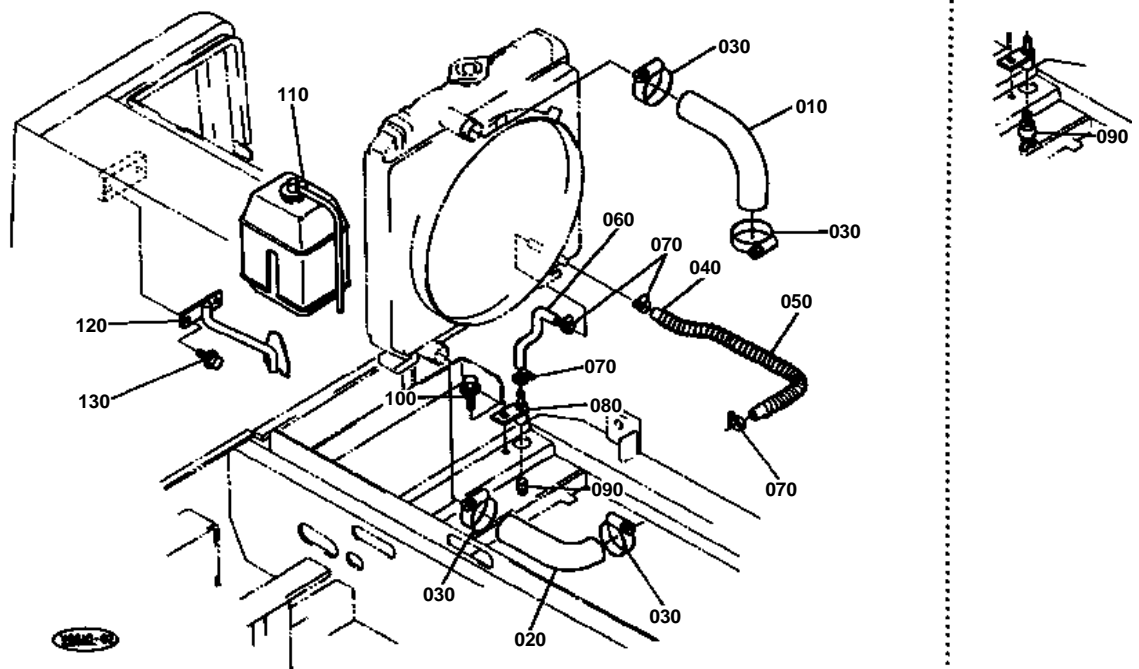


**RADIATOR**

↔ Interchangeable; ≠ not interchangeable; ← new for old; → old for new

REF.No	Part No.	Description	Q'ty	S.No.	I/C	REMARKS	Weight (kgf)	Weight (lb)
010	68651-42300	ASSY RADIATOR	1				11	24.2
015	15272-72020	ASSY CAP	1				0.071	0.1562
020	68131-43420	BOLT	2	<=11366			0.06	0.132
020	15108-72380	BOLT	2	>=11367	≠		0.04	0.088
030	68131-43430	WASHER	4	<=11366			0.02	0.044
030	15111-72200	WASHER	4	>=11367	≠		0.013	0.0286
040	68131-43410	CUSHION	2	<=11366			0.02	0.044
040	15111-72180	CUSHION	2	>=11367	≠		0.015	0.033
045	68131-43410	CUSHION	2	<=11366			0.02	0.044
045	15111-72190	CUSHION	2	>=11367	≠		0.016	0.0352
050	02116-60100	NUT	2	<=11366			0.004	0.0088
050	05515-61000	PIN,SNAP	2	>=11367	≠		0.003	0.0066
055	15272-67590	CLAMP,CORD	2				0.004	0.0088
060	68651-42310	BRACKET,RADIATOR	1	<=11366			0.435	0.957
060	68651-42313	BRACKET,RADIATOR	1	>=11367	≠		0.4	0.88
070	68651-42320	BRACKET,RADIATOR	1	<=11366			0.73	1.606
070	68651-42323	BRACKET,RADIATOR	1	>=11367	≠		0.7	1.54
080	01135-61025	BOLT	4				0.04	0.088
090	68651-42350	SUPPORT,RADIATOR	1				0.6	1.32
100	01133-61016	BOLT	2				0.018	0.0396
110	04013-60100	WASHER,PLAIN	2				0.004	0.0088
120	68391-42360	GROMMET	2				0.01	0.022
130	68651-42510	PLATE	1	<=10933			4.1	9.02
130	68651-42370	PLATE	1	>=10934	←		0	0
130	68658-42370	PLATE	1	>=11741		KTA	3.2	7.04
140	01202-60616	BOLT	4				0.005	0.011
150	04013-60060	WASHER,PLAIN	4				0.001	0.0022
160	68651-42520	GROMMET	1				0.03	0.066
170	68651-42530	GROMMET	1				0.05	0.11
180	68773-42580	GROMMET	1				0.02	0.044
190	68311-42360	GROMMET	1				0.001	0.0022
200	68651-42480	COVER,FAN	1				0.2	0.44
210	01202-60614	BOLT	2				0.006	0.0132
220	02014-60060	NUT	2				0.002	0.0044
230	04013-60060	WASHER,PLAIN	4				0.001	0.0022
240	90038-11180	CLAMP	1				0.02	0.044
250	68493-42870	GROMMET	1				0.001	0.0022

WATER PIPE



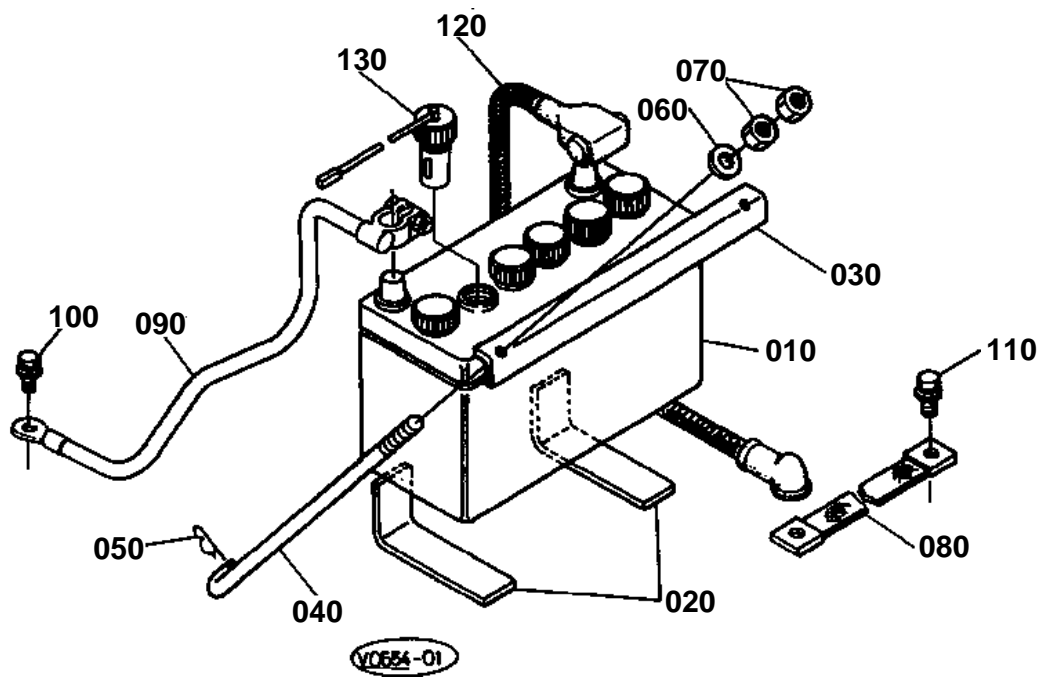


WATER PIPE

↔ Interchangeable; ≠ not interchangeable; ← new for old; → old for new

REF.No	Part No.	Description	Q'ty	S.No.	I/C	REMARKS	Weight (kgf)	Weight (lb)
010	68761-42340	PIPE,WATER	1				0.21	0.462
020	15605-72850	PIPE,WATER	1			CANOPY TYPE	0.127	0.2794
030	15108-72870	BAND	4	<=11041			0.027	0.0594
030	68311-72830	HOSE,CLAMP(-)	4	>=11042	≠		0.03	0.066
040	68773-42350	PIPE,WATER RETURN	1				0.09	0.198
050	68111-42342	SPRING,PIPE	1				0.05	0.11
060	68651-42380	HOSE,DRAIN	1				0.05	0.11
070	15109-73360	BAND,PIPE	4	<=11041			0.01	0.022
070	68311-72810	HOSE,CLAMP(-)	4	>=11042	≠		0.02	0.044
080	68773-42390	JOINT	1				0.22	0.484
090	14301-73110	COCK,DRAIN	1	<=11041			0.094	0.2068
090	06312-10030	PLUG	1	>=11042	↔		0.029	0.0638
100	01135-61025	BOLT	1				0.04	0.088
110	90067-51170	ASSY TANK,RESERVE	1				0.48	1.056
120	68741-42352	STAY,TANK	1				0.4	0.88
130	01135-61020	BOLT	2				0.015	0.033

BATTERY

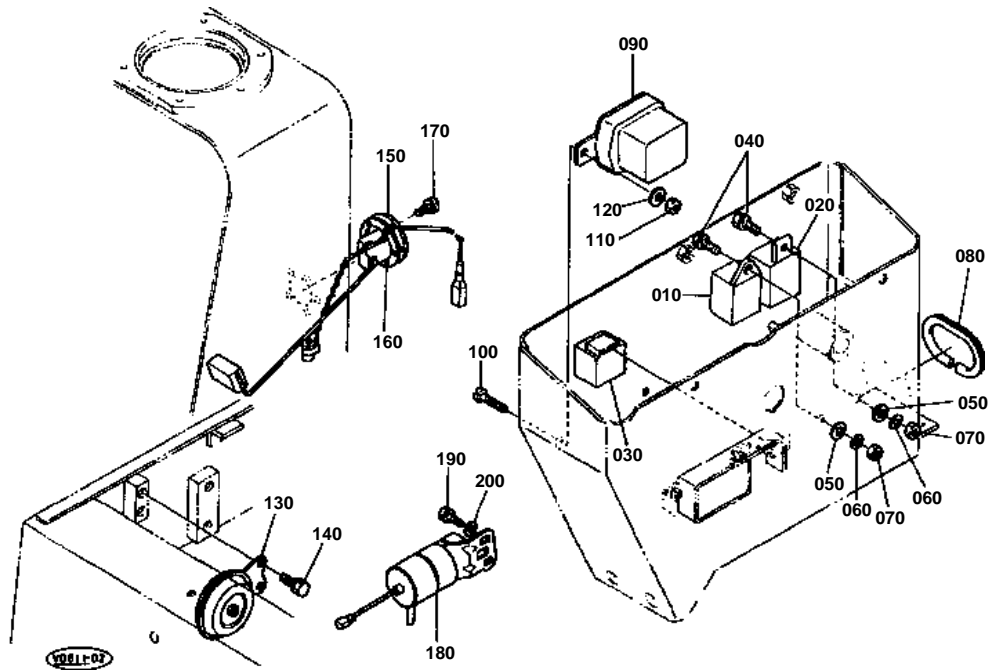


**BATTERY**

↔ Interchangeable; ≠ not interchangeable; ← new for old; → old for new

REF.No	Part No.	Description	Q'ty	S.No.	I/C	REMARKS	Weight (kgf)	Weight (lb)
010	68351-53230	BATTERY	1				16.5	36.3
020	68241-53312	CUSHION	2				0.025	0.055
030	68651-53280	RETAINER,BATTERY	1				0.43	0.946
040	68651-53240	BOLT,BATTERY	2				0.075	0.165
050	05525-50800	PIN,SNAP	2				0.001	0.0022
060	04013-60080	WASHER,PLAIN	2				0.002	0.0044
070	02014-60080	NUT	4				0	0
080	68311-53250	CORD,BODY EARTH	1				0.04	0.088
090	68651-53260	CORD,EARTH	1				0.49	1.078
100	01135-61020	BOLT	1				0.015	0.033
110	01135-61220	BOLT	1				0	0
120	69251-53270	CORD,BATTERY	1	<=10883			0.5	1.1
120	69251-53270	CORD,BATTERY	1	>=10884	↔		0.5	1.1
130	38240-33370	SENER,BATTERY	1				0.03	0.066

REGULATOR, HORN



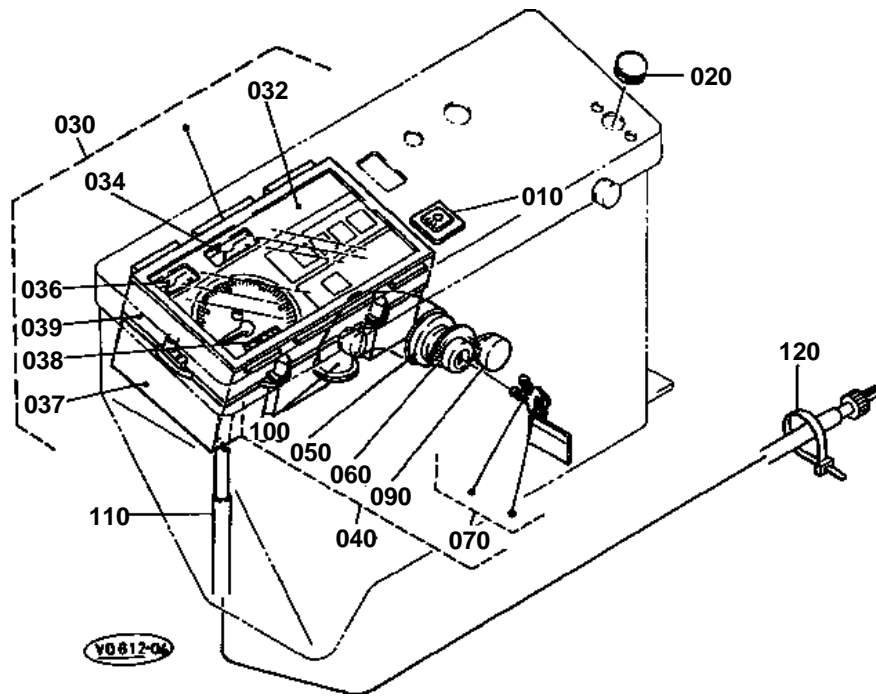


REGULATOR, HORN

↔ Interchangeable; ≠ not interchangeable; ← new for old; → old for new

REF.No	Part No.	Description	Q'ty	S.No.	I/C	REMARKS	Weight (kgf)	Weight (lb)
010	15694-65990	TIMER,LIGHT	1				0.03	0.066
020	36530-55630	RELAY	1				0.06	0.132
030	37410-55540	TIMER	1	<=11889			0	0
030	RC101-53650	TIMER	1	>=11890	←		0.1	0.22
040	01053-60616	BOLT	2				0.006	0.0132
050	04013-60060	WASHER,PLAIN	2				0.001	0.0022
060	04512-60060	WASHER,SPRING	2				0.001	0.0022
070	02014-60060	NUT	2				0.002	0.0044
080	68741-41280	GROMMET	1	<=10883		CABIN TYPE	0	0
080	68311-41480	TRIM	1	>=10884	↔	CABIN TYPE	0.015	0.033
080	68311-53190	TRIM	1			CANOPY TYPE	0.015	0.033
090	33251-74010	ASSY REGULATOR	1				0.35	0.77
100	03014-60616	SCREW,CR-REC-PAN-HD	2				0.004	0.0088
110	02014-60060	NUT	2				0.002	0.0044
120	04013-60060	WASHER,PLAIN	2				0.001	0.0022
130	67156-55120	ASSY HORN	1				0.15	0.33
140	01202-60616	BOLT	2				0.005	0.011
150	68311-53140	FUEL UNIT	1				0.29	0.638
160	36330-75310	GASKET	1				0.005	0.011
170	03024-60512	SCREW,WITH WASHER	5				0.002	0.0044
180	15471-60010	SOLENOID,STOP	1				0.415	0.913
190	01123-60816	BOLT	2				0.01	0.022
200	04012-50080	WASHER,PLAIN	2				0.001	0.0022

SWITCH, METER

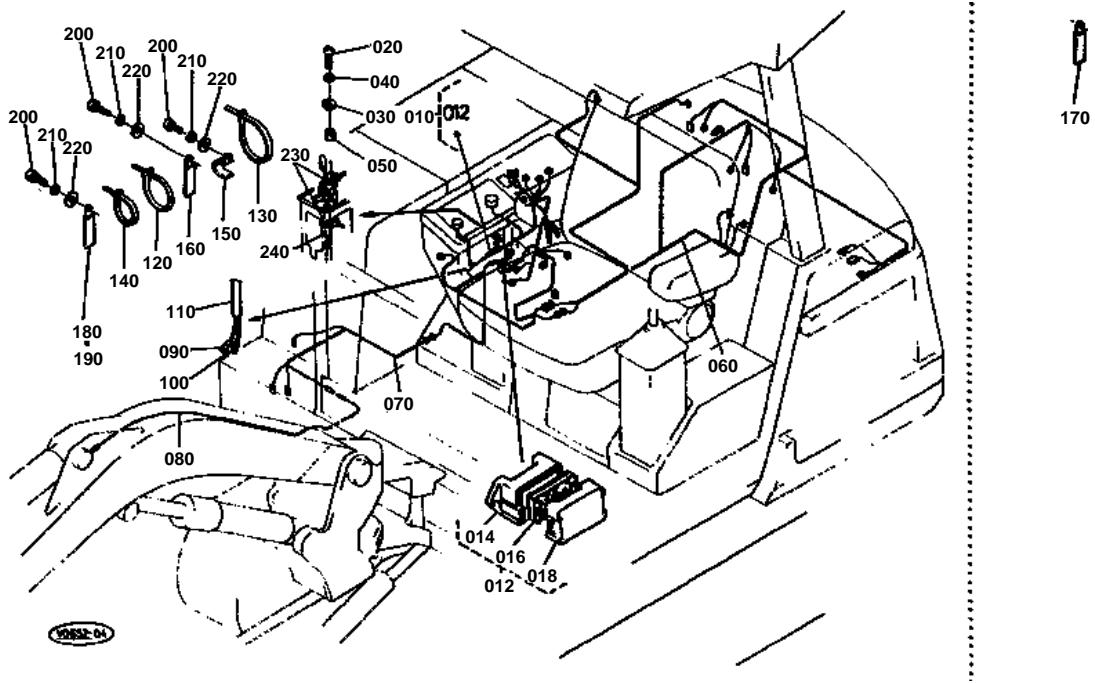


**SWITCH, METER**

↔ Interchangeable; ≠ not interchangeable; ← new for old; → old for new

REF.No	Part No.	Description	Q'ty	S.No.	I/C	REMARKS	Weight (kgf)	Weight (lb)
010	36919-54222	SWITCH,WORK LIGHT	1				0.04	0.088
020	68241-53130	GROMMET	1				0.002	0.0044
030	68391-53152	METER	1				0.66	1.452
032	68391-53160	KIT GLASS	1	>=11809			0.11	0.242
034	68391-53170	KIT FUEL	1	>=11809			0.053	0.1166
036	68391-53180	KIT THERMOMETER	1	>=11809			0.048	0.1056
037	68391-53190	ASSY CASE	1				0.35	0.77
038	68191-53190	METER,HOUR	1	>=11898			0.2	0.44
039	68391-53140	HOOD	1				0.118	0.2596
040	68311-53800	ASSY SWITCH,STARTER	1	<=12091			0	0
040	RC101-53602	ASSY SWITCH,STARTER	1	>=12092	←		0.354	0.7788
050	68051-53210	SWITCH,STARTER	1	<=12091			0	0
050	RC101-53690	SWITCH,STARTER	1	>=12092	←		0	0
060	66706-55150	LABEL,STARTER SWITCH	1				0.001	0.0022
070	RC101-53630	ASSY KEY,SWITCH	1				0.032	0.0704
080	99999-99999	BLANK	0				0	0
090	54611-41120	CAP,STARTER SWITCH	1				0.012	0.0264
100	68551-53210	COVER,WATERPROOF	1				0.04	0.088
110	68651-53220	CABLE,METER	1				0.6	1.32
120	55311-41260	BAND,CORD	2				0.007	0.0154

ELECTRICAL WIRING

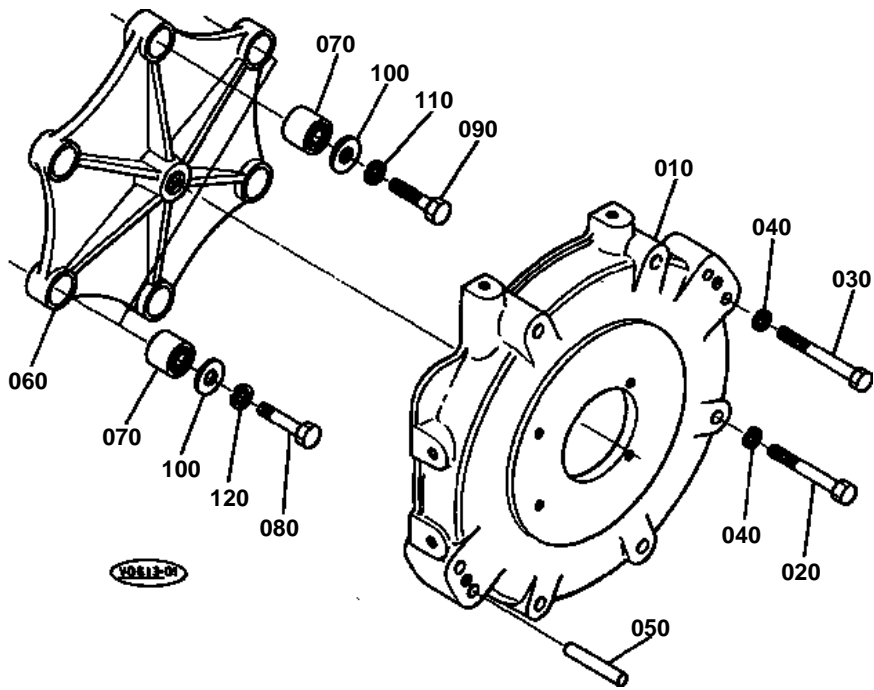


**ELECTRICAL WIRING**

↔ Interchangeable; ≠ not interchangeable; ← new for old; → old for new

REF.No	Part No.	Description	Q'ty	S.No.	I/C	REMARKS	Weight (kgf)	Weight (lb)
010	68651-53312	WIRE HARNESS	1				1	2.2
012	68311-53470	BOX,FUSE	1				0.028	0.0616
014	68311-53480	HOLDER	1				0.015	0.033
016	36530-55520	BOX,FUSE	1				0.015	0.033
018	68311-53490	COVER	1				0.01	0.022
020	03014-60620	SCREW,CR-REC-PAN-HD	2				0.005	0.011
030	04013-60060	WASHER,PLAIN	2				0.001	0.0022
040	04512-60060	WASHER,SPRING	2				0.001	0.0022
050	02014-60060	NUT	2				0.002	0.0044
060	68651-53320	WIRE HARNESS	1				0.48	1.056
070	68651-53332	WIRE HARNESS	1				0.16	0.352
080	68651-53340	WIRE HARNESS	1				0.02	0.044
090	68271-65900	ASSY TERMINAL	1				0.001	0.0022
100	68741-53400	ASSY TERMINAL	1				0.002	0.0044
110	68271-65940	TUBE,VINYL	1				0.001	0.0022
120	55311-41260	BAND,CORD	7				0.007	0.0154
130	71585-11190	BAND,INLET PIPE	2				0.002	0.0044
140	68731-64380	BAND,PIPE	1				0.035	0.077
150	36200-77610	ASSY CLAMP,CORD	2				0.002	0.0044
160	35340-29380	CLAMP,CORD	3				0.01	0.022
170	90038-11180	CLAMP	2	<=11145			0.02	0.044
180	68011-51160	CLAMP,CORD	7				0.008	0.0176
190	34150-29390	CLAMP,CORD	1				0.004	0.0088
200	01173-61014	BOLT	13	<=11145			0.02	0.044
200	01173-61014	BOLT	11	>=11146			0.02	0.044
210	04512-60100	WASHER,SPRING	13	<=11145			0.002	0.0044
210	04512-60100	WASHER,SPRING	11	>=11146			0.002	0.0044
220	04013-60100	WASHER,PLAIN	13	<=11145			0.004	0.0088
220	04013-60100	WASHER,PLAIN	11	>=11146			0.004	0.0088
230	55311-41260	BAND,CORD	2				0.007	0.0154
240	68311-53380	TUBE	1				0.01	0.022

PUMP HOUSING



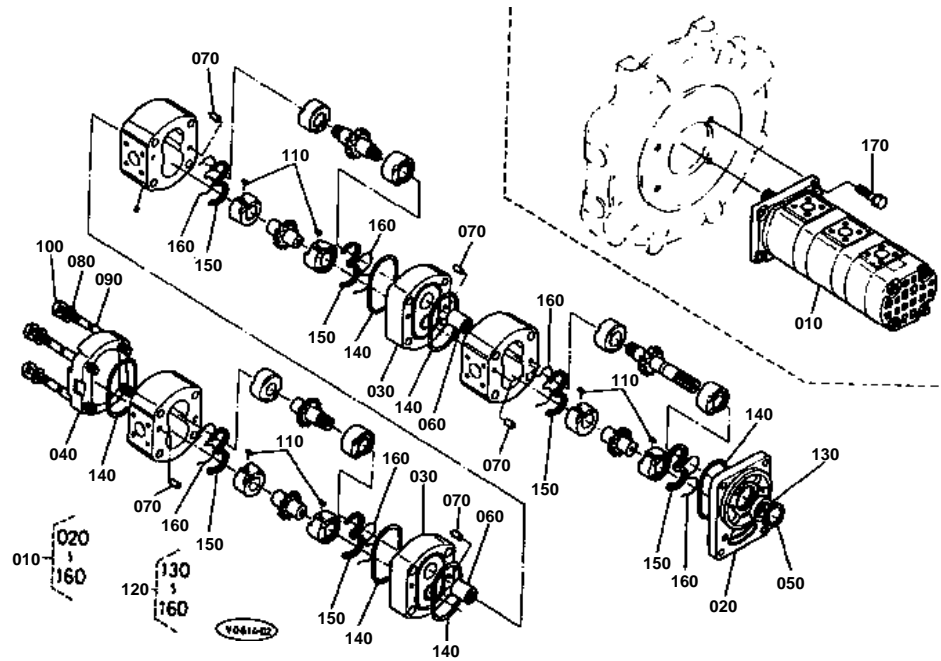


PUMP HOUSING

↔ Interchangeable; ≠ not interchangeable; ← new for old; → old for new

REF.No	Part No.	Description	Q'ty	S.No.	I/C	REMARKS	Weight (kgf)	Weight (lb)
010	68651-42610	HOUSING,PUMP	1				7.6	16.72
020	01173-61065	BOLT	5				0.04	0.088
030	01173-61075	BOLT	2				0.045	0.099
040	04512-60100	WASHER,SPRING	7				0.002	0.0044
050	05012-01032	PIN,STRAIGHT	1				0.028	0.0616
060	68493-42630	FLANGE	1				3.04	6.688
070	70722-32150	COUPLING,RUBBER	6				0.031	0.0682
080	68493-42690	BOLT,REAMER	2				0.03	0.066
090	68841-42660	BOLT	4				0.03	0.066
100	68311-42650	WASHER	6				0.02	0.044
110	04512-60100	WASHER,SPRING	4				0.002	0.0044
120	04512-60080	WASHER,SPRING	2				0.002	0.0044

GEAR PUMP & COMPONENT PARTS



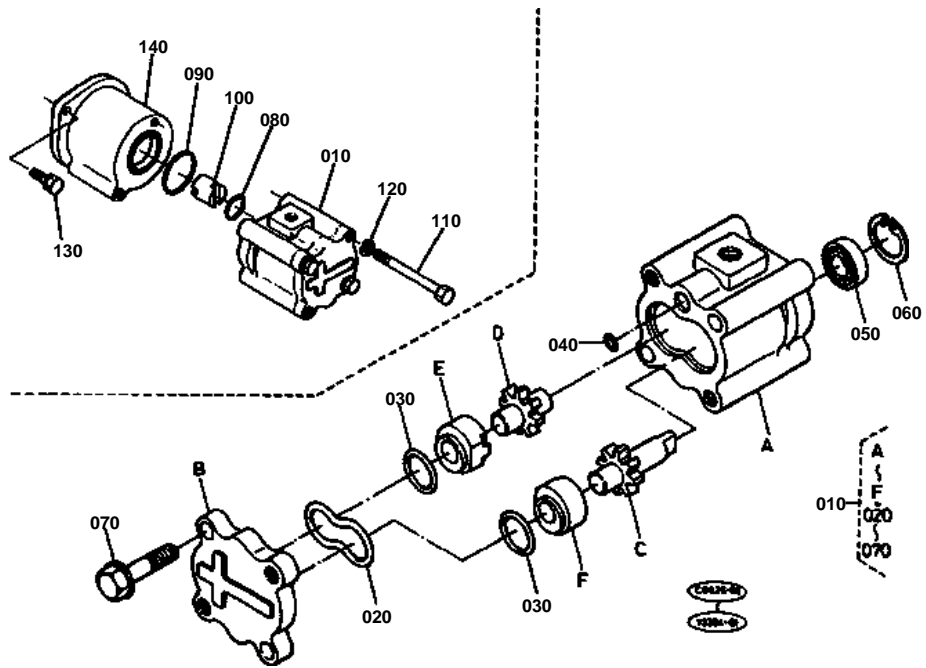


GEAR PUMP & COMPONENT PARTS

↔ Interchangeable; ≠ not interchangeable; ← new for old; → old for new

REF.No	Part No.	Description	Q'ty	S.No.	I/C	REMARKS	Weight (kgf)	Weight (lb)
010	68651-61110	ASSY PUMP,GEAR	1				6.6	14.52
020	68741-72210	FLANGE	1				0.457	1.0054
030	68391-73090	FLANGE	2				0.6	1.32
040	68741-72230	COVER	1				0.39	0.858
050	68051-91850	RING,SNAP	1				0.001	0.0022
060	68391-73070	COUPLING	2				0.03	0.066
070	68271-91240	PIN	10				0.004	0.0088
080	68741-72250	WASHER	4				0.002	0.0044
090	68651-73060	BOLT	4				0.11	0.242
100	68051-92090	NUT	4				0.01	0.022
110	68051-91890	KEY	6				0.001	0.0022
120	68391-73370	KIT,SEAL	1				0.025	0.055
130	36330-82320	SEAL,OIL	1				0.01	0.022
140	68051-91910	O RING	6				0.001	0.0022
150	35430-12870	ELEMENT,SEAL	6				0.003	0.0066
160	68051-91880	ELEMENT,BACK UP	6				0.001	0.0022
170	01123-60825	BOLT	4				0.012	0.0264

HYDRAULIC PUMP & COMPONENT PARTS



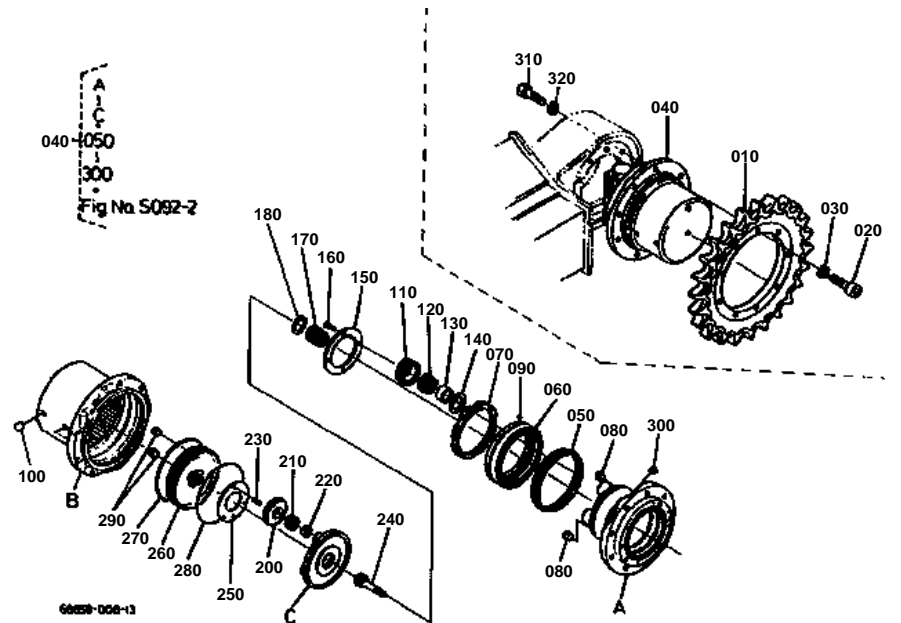


HYDRAULIC PUMP & COMPONENT PARTS

↔ Interchangeable; ≠ not interchangeable; ← new for old; → old for new

REF.No	Part No.	Description	Q'ty	S.No.	I/C	REMARKS	Weight (kgf)	Weight (lb)
010	59140-26200	ASSY PUMP,HYDRAULIC	1				0.86	1.892
020	04810-50500	O RING	1				0.005	0.011
030	04810-00220	O RING	2				0.001	0.0022
040	04810-00050	O RING	1				0.001	0.0022
050	31381-76190	SEAL,OIL	1				0.007	0.0154
060	04611-00280	CIR CLIP,INTERNAL	1				0.002	0.0044
070	01754-51030	BOLT,FLANGE	2				0.03	0.066
080	04811-10380	O RING	1				0.001	0.0022
090	04811-10850	O RING	1				0.002	0.0044
100	68468-82172	JOINT	1				0.04	0.088
110	01153-50875	BOLT	2				0.028	0.0616
120	04512-60080	WASHER,SPRING	2				0.002	0.0044
130	01123-60820	BOLT	2				0.015	0.033
140	69261-42620	HOLDER,PUMP	1				0.8	1.76

DRIVE MOTOR & COMPONENT PARTS 1



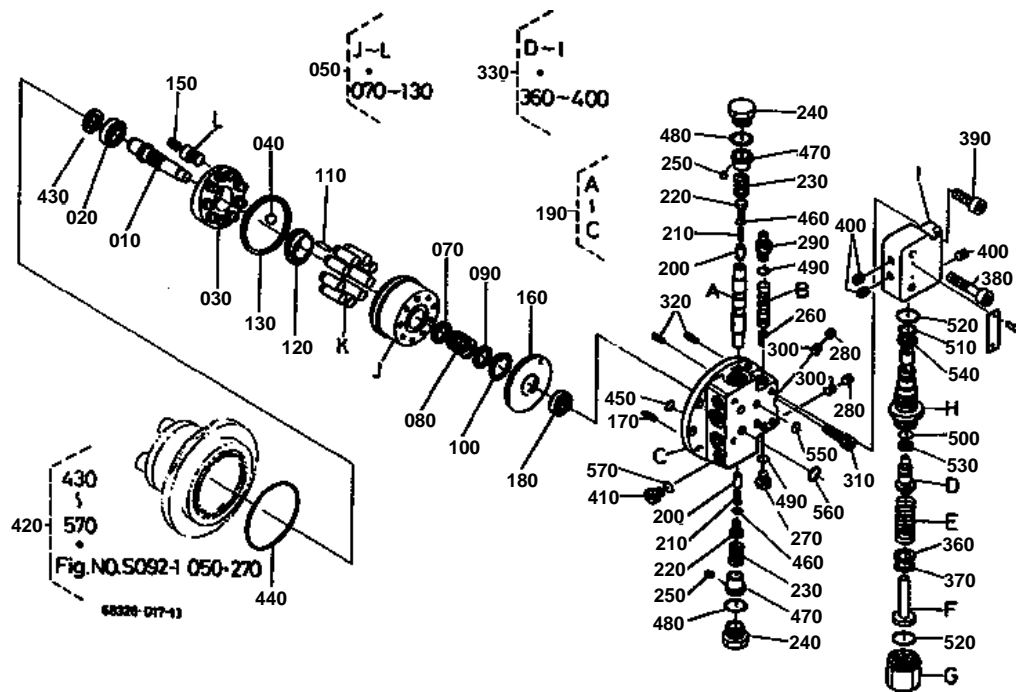


DRIVE MOTOR & COMPONENT PARTS 1

↔ Interchangeable; ≠ not interchangeable; ← new for old; → old for new

REF.No	Part No.	Description	Q'ty	S.No.	I/C	REMARKS	Weight (kgf)	Weight (lb)
010	68658-14430	SPROCKET,DRIVE	2				12	26.4
020	68311-11170	BOLT,HEX-SOC-HD	18				0.05	0.11
030	04512-60120	WASHER,SPRING	18				0.005	0.011
040	68651-61290	ASSY MOTOR,WHEEL	2				0	0
050	68311-13320	SEAL	2	≤11730			0	0
050	RC101-13320	SEAL	2	≥11731	↔		0.465	1.023
060	68651-13330	BEARING	2				1.58	3.476
070	68311-13340	NUT,RING	2				0.365	0.803
080	68311-13350	PLUG	4				0.01	0.022
090	07715-03205	BALL	64				0.001	0.0022
100	68311-13380	PLUG	6				0.003	0.0066
110	68651-13390	GEAR	8				0.35	0.77
120	68651-13410	BEARING,ROLLER	8				0.05	0.11
130	68651-13420	COLLAR	8				0.11	0.242
140	68311-13430	WASHER	8				0.02	0.044
150	68651-13440	PLATE	2				0.24	0.528
160	68311-13450	SCREW,CSK-HD	8				0.005	0.011
170	68651-13460	GEAR	2				0.21	0.462
180	04612-00350	CIR CLIP,EXTERNAL	2				0.01	0.022
190	99999-99999	BLANK	0				0	0
200	68651-13490	GEAR	6				0.38	0.836
210	68651-13510	BEARING,ROLLER	6				0.025	0.055
220	68651-13520	BEARING,INNER	6				0.04	0.088
230	05411-00516	PIN,SPRING	6				0.002	0.0044
240	68651-13540	GEAR,DRIVE	2				0.15	0.33
250	68311-13550	PLATE	2			1.8MM	0.12	0.264
250	68311-13560	PLATE	2			2.3MM	0.16	0.352
250	68311-13570	PLATE	2			2.8MM	0.2	0.44
260	68311-13580	COVER	2				1.52	3.344
270	68311-13590	O RING	2				0.01	0.022
280	68311-13610	WIRE	2				0.02	0.044
290	68311-13620	PLUG	4				0.02	0.044
300	68651-13630	PLUG	4				0.003	0.0066
310	01156-61235	BOLT	18				0.038	0.0836
320	04512-60120	WASHER,SPRING	18				0.005	0.011

DRIVE MOTOR & COMPONENT PARTS 2





DRIVE MOTOR & COMPONENT PARTS 2

↔ Interchangeable; ≠ not interchangeable; ← new for old; → old for new

REF.No	Part No.	Description	Q'ty	S.No.	I/C	REMARKS	Weight (kgf)	Weight (lb)
010	68651-70610	SHAFT	2				0.35	0.77
020	68651-70620	BEARING,BALL	2				0.1	0.22
030	68651-70640	SWASHPLATE	2				0.6	1.32
040	68651-70650	BALL	4				0.02	0.044
050	68311-70800	ASSY CYLINDER	2				1.8	3.96
060	99999-99999	BLANK	0				0	0
070	68651-70780	COLLAR	2				0.01	0.022
080	68651-70680	SPRING	2				0.04	0.088
090	68651-70670	WASHER	2				0.011	0.0242
100	68651-70790	CIR-CLIP	2				0.003	0.0066
110	68651-70710	PIN	6				0.001	0.0022
120	68651-70720	HOLDER,RETAINER	2				0.036	0.0792
130	68651-70730	PLATE,RETAINER	2				0.1	0.22
140	99999-99999	BLANK	0				0	0
150	68651-70820	SPRING	4				0.001	0.0022
160	68651-70750	PLATE,VALVE	2				0.19	0.418
170	68499-72560	PIN	2				0.001	0.0022
180	68651-70760	BEARING,BALL	2				0.07	0.154
190	68311-72600	ASSY PLATE	2				5.2	11.44
200	68499-72730	VALVE	4				0.006	0.0132
210	68499-72740	SPRING	4				0.001	0.0022
220	68499-72750	PLUG	4				0.016	0.0352
230	68651-72270	SPRING	4				0.02	0.044
240	68651-72280	CAP	4				0.15	0.33
250	68651-72420	ORIFICE	4				0.001	0.0022
260	68651-72440	SPRING	2				0.005	0.011
270	68651-72450	PLUG	2				0.03	0.066
280	68651-13630	PLUG	8				0.003	0.0066
290	68651-72480	PLUG	2				0.1	0.22
300	68311-72410	ORIFICE	8				0.005	0.011
310	68651-72330	BOLT,HEX-SOC-HD	12				0.025	0.055
320	68651-72320	PIN	4				0.01	0.022
330	68651-72530	ASSY BLOCK,RELIEF	2				2.2	4.84
340	99999-99999	BLANK	0				0	0
350	99999-99999	BLANK	0				0	0
360	68651-72640	SHIM A	6				0	0
370	68651-72650	SHIM B	6				0	0
380	68651-72580	BOLT,HEX-SOC-HD	4				0.025	0.055
390	68651-72590	BOLT,HEX-SOC-HD	4				0.015	0.033
400	68311-13380	PLUG	6				0.003	0.0066
410	68651-72380	PLUG	4				0.018	0.0396
420	68651-72900	KIT,SEAL	2				0.54	1.188
430	68651-70630	SEAL,OIL	2				0.025	0.055
440	68651-70770	O RING	2				0.004	0.0088
450	04810-00070	O RING	4				0.001	0.0022
460	68651-72250	O RING	4				0.003	0.0066
470	68493-71540	SEAT,SPRING	4				0.001	0.0022
480	68651-72290	O RING	4				0.003	0.0066
490	04810-00140	O RING	4				0.001	0.0022
500	68651-72660	O RING	2				0	0
510	68651-72670	O RING	2				0.005	0.011
520	68651-72680	O RING	4				0.005	0.011
530	68651-72690	RING,BACK UP	2				0.002	0.0044
540	68493-71590	RING,BACK UP	2				0.001	0.0022
550	04810-00070	O RING	6				0.001	0.0022
560	68651-72570	O RING	4				0.003	0.0066

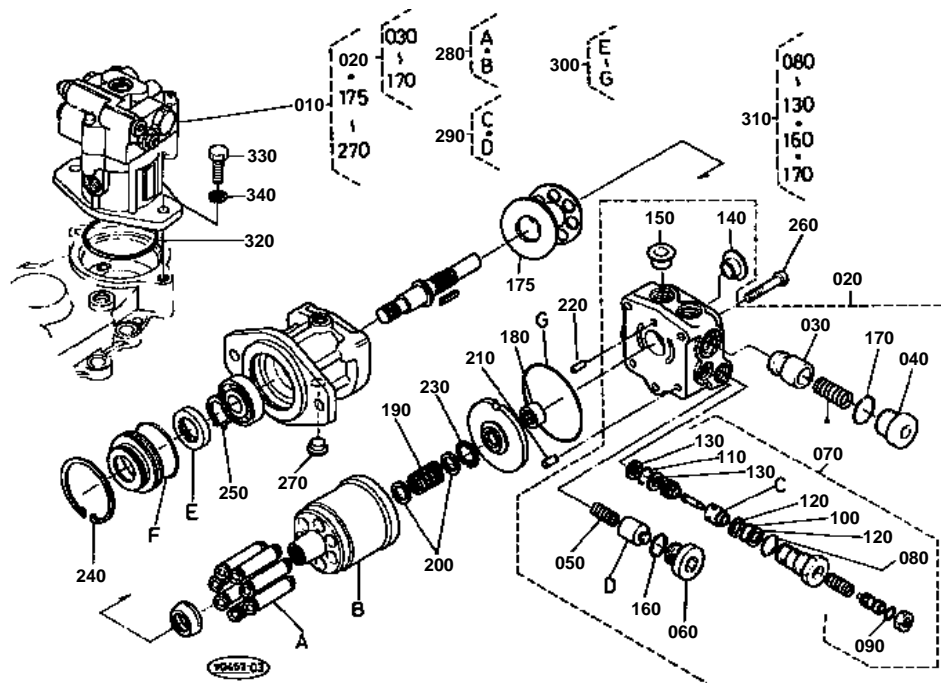


DRIVE MOTOR & COMPONENT PARTS 2

↔ Interchangeable; ≠ not interchangeable; ← new for old; → old for new

REF.No	Part No.	Description	Q'ty	S.No.	I/C	REMARKS	Weight (kgf)	Weight (lb)
570	04810-00110	O RING	4				0.001	0.0022

SWIVEL MOTOR & COMPONENT PARTS



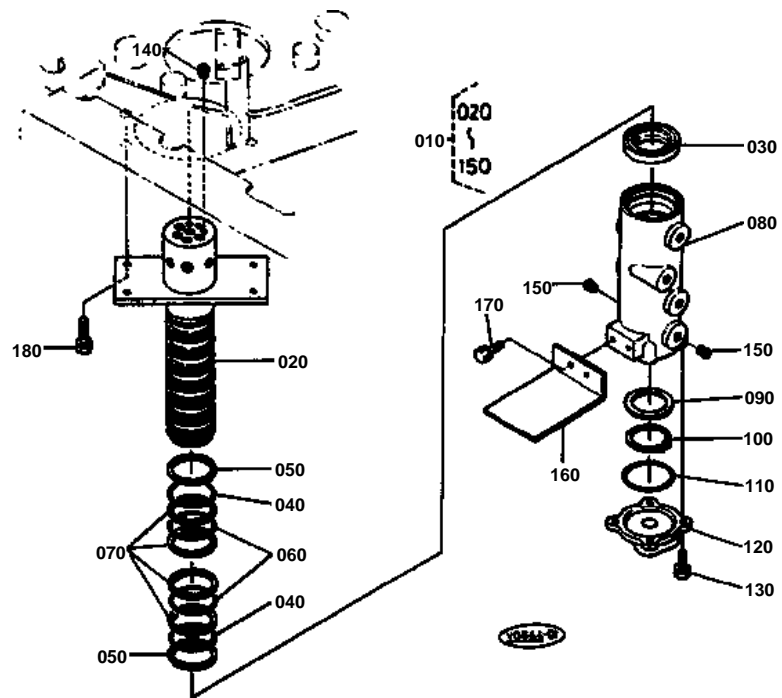


SWIVEL MOTOR & COMPONENT PARTS

↔ Interchangeable; ≠ not interchangeable; ← new for old; → old for new

REF.No	Part No.	Description	Q'ty	S.No.	I/C	REMARKS	Weight (kgf)	Weight (lb)
010	68651-61280	MOTOR,SWING	1				10.4	22.88
020	68651-69380	ASSY VALVE	1				4.2	9.24
030	68499-72430	VALVE,CHECK	2				0.01	0.022
040	68651-72450	PLUG	2				0.03	0.066
050	68493-71630	SPRING	2				0.005	0.011
060	68493-71610	PLUG	2				0.045	0.099
070	68651-69390	ASSY VALVE,RELIEF	2				0.15	0.33
080	04810-00180	RING	2				0.001	0.0022
090	04810-00100	O RING	2				0.001	0.0022
100	04811-00140	RING	2				0.001	0.0022
110	04810-00120	RING	2				0.001	0.0022
120	68493-71580	RING,BACK UP	4				0.001	0.0022
130	68493-71590	RING,BACK UP	4				0.001	0.0022
140	68499-72290	PLUG	1				0.005	0.011
150	68518-71160	PLUG	2				0.005	0.011
160	04810-00180	RING	2				0.001	0.0022
170	04810-00140	RING	2				0.001	0.0022
175	68391-69240	PLATE,THRUST	1				0.09	0.198
180	68493-71430	BEARING,NEEDLE	1				0.02	0.044
190	68518-71110	SPRING	1				0.021	0.0462
200	68311-70670	WASHER	2				0.006	0.0132
210	68518-71440	PIN	2				0.005	0.011
220	68493-71910	PIN,STRAIGHT	1				0.005	0.011
230	68493-71470	RING,SNAP	1				0.002	0.0044
240	68391-69280	CIR-CLIP	1				0.024	0.0528
250	68391-69290	CIR-CLIP	1				0.002	0.0044
260	68518-71290	BOLT,SOCKET BOLT	3				0.04	0.088
270	68518-71270	PLUG	1				0.005	0.011
280	68391-69340	KIT SEAL,BLOCK	1			OPTION	1.2	2.64
290	68391-69350	KIT VALVE,BODY	1			OPTION	4	8.8
300	68391-69360	KIT SEAL,MOTOR	1			OPTION	0.02	0.044
310	68391-69370	KIT SEAL,VALVE	1			OPTION	0.005	0.011
320	04811-11000	O RING	1				0.002	0.0044
330	01173-61435	BOLT	2				0.054	0.1188
340	04512-60140	WASHER,SPRING	2				0.006	0.0132

ROTARY JOINT



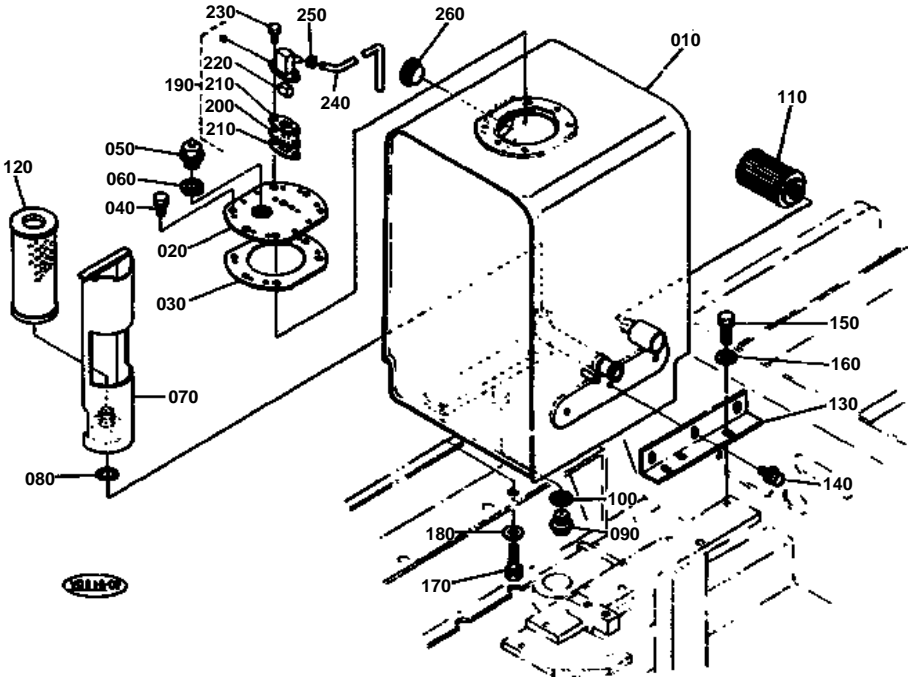


ROTARY JOINT

↔ Interchangeable; ≠ not interchangeable; ← new for old; → old for new

REF.No	Part No.	Description	Q'ty	S.No.	I/C	REMARKS	Weight (kgf)	Weight (lb)
010	68311-62300	ASSY JOINT,SWIVEL	1	<=11145			10.5	23.1
010	68311-62302	ASSY JOINT,SWIVEL	1	>=11146	←		10	22
020	68311-62320	SHAFT,SWIVEL JOINT	1				5.68	12.496
030	68311-62410	GASKET U	1				0.01	0.022
040	04810-00500	O RING	2				0.003	0.0066
050	68171-62370	RING,BACK UP	2				0	0
060	68741-62380	D RING	6				0.003	0.0066
070	68741-62390	RING,BACK UP	12				0.003	0.0066
080	68311-62310	BODY,SWIVEL JOINT	1	<=11145			7.1	15.62
080	68311-62312	BODY,SWIVEL JOINT	1	>=11146	≠		3.66	8.052
090	68741-62350	COLLAR	1				0.032	0.0704
100	04612-00450	CIR CLIP,EXTERNAL	1				0.007	0.0154
110	04811-10650	O RING	1	<=11145			0.001	0.0022
110	04811-10670	O RING	1	>=11146	≠		0.001	0.0022
120	68741-62330	COVER	1	<=11145			0.44	0.968
120	68741-62332	COVER	1	>=11146	≠		0	0
130	01123-60816	BOLT	4				0.01	0.022
140	68311-13350	PLUG	6				0.01	0.022
150	68311-13380	PLUG	3				0.003	0.0066
160	68311-62350	STOPPER	1				0.74	1.628
170	01123-60820	BOLT	2				0.015	0.033
180	01133-61030	BOLT	4				0.023	0.0506

OIL TANK

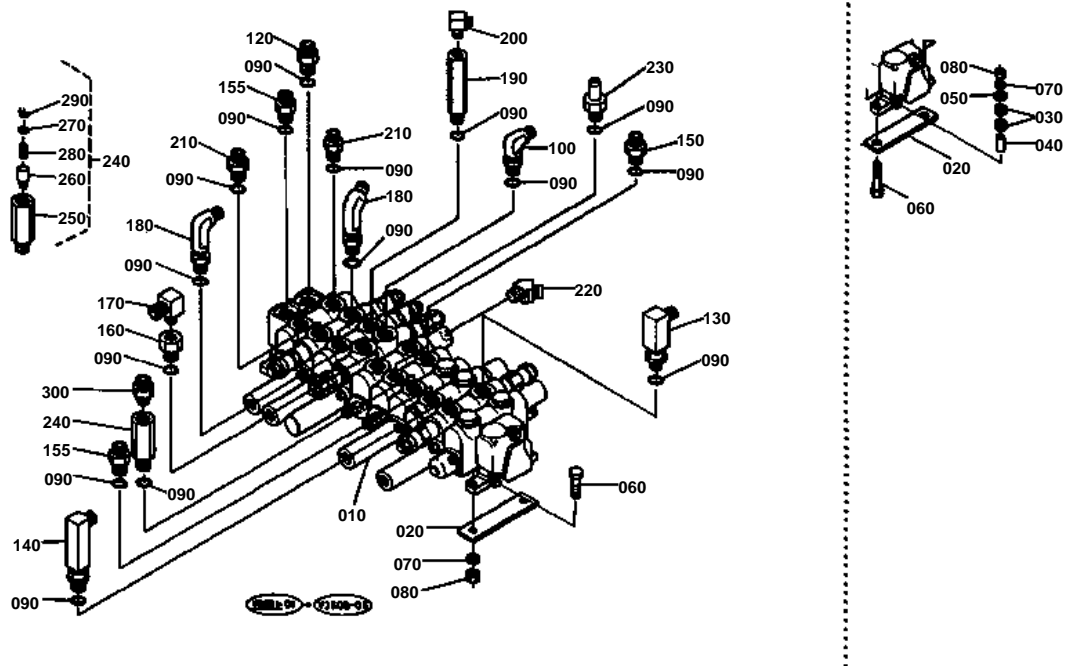


**OIL TANK**

↔ Interchangeable; ≠ not interchangeable; ← new for old; → old for new

REF.No	Part No.	Description	Q'ty	S.No.	I/C	REMARKS	Weight (kgf)	Weight (lb)
010	68658-62110	TANK,OIL PRESSURE	1	<=11313			21	46.2
010	68658-62112	TANK,OIL PRESSURE	1	>=11314	≠		28.6	62.92
020	68398-62150	COVER	1				0.8	1.76
030	68391-62170	GASKET	1				0.06	0.132
040	01133-61016	BOLT	6				0.018	0.0396
050	06311-55100	PLUG	1	<=11412			0.3	0.66
050	68311-62210	PLUG	1	>=11413	←		0.22	0.484
060	04717-03400	WASHER,WITH RUBBER	1				0.018	0.0396
070	68651-62160	SUPPORT,FILTER	1				1.1	2.42
080	04811-00320	O RING	1				0.002	0.0044
090	06311-55040	PLUG	1				0.093	0.2046
100	04717-02150	WASHER,WITH RUBBER	1				0.004	0.0088
110	68741-62210	STRAINER,SUCTION	1	<=11313			0.23	0.506
110	69284-62210	FILTER,SUCTION	1	>=11314	≠		0.6	1.32
120	68651-62120	FILTER,RETURN	1				0.61	1.342
130	68318-62120	BRACKET	1				0.9	1.98
140	01135-61020	BOLT	3				0.015	0.033
150	01133-61225	BOLT	2				0.037	0.0814
160	04015-60120	WASHER,PLAIN	2				0.022	0.0484
170	01133-61230	BOLT	2				0.04	0.088
180	04015-60120	WASHER,PLAIN	2				0.022	0.0484
190	68741-62170	ASSY BREATHER	1				0.128	0.2816
200	15241-05140	PLATE,B/THER ELEMENT	1				0.009	0.0198
210	15296-05430	GASKET,COVER NA	2				0.002	0.0044
220	15241-05670	ELEMENT,BREATHER	1				0.008	0.0176
230	01053-60620	BOLT	2				0.007	0.0154
240	68351-62150	PIPE(BREATHER)	1	<=11181			0.035	0.077
240	68651-62190	PIPE(BREATHER)	1	>=11182	←		0.05	0.11
250	10244-42320	CLIP,PIPE	1				0.001	0.0022
260	68311-62130	GAUGE,OIL	1				0.05	0.11

CONTROL VALVE (1)

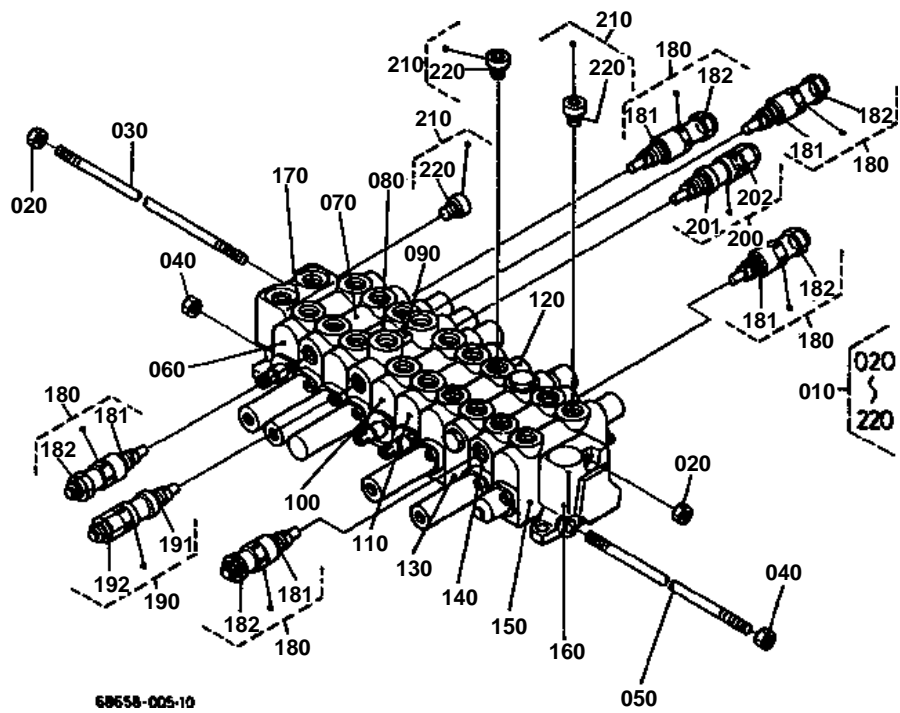


**CONTROL VALVE (1)**

↔ Interchangeable; ≠ not interchangeable; ← new for old; → old for new

REF.No	Part No.	Description	Q'ty	S.No.	I/C	REMARKS	Weight (kgf)	Weight (lb)
010	68651-96134	ASSY VALVE,CONTROL	1				30.7	67.54
020	68311-61540	CUSHION	2	<=11181			0.208	0.4576
020	68151-61170	SPACER	2	>=11182	↔		0.005	0.011
030	68311-61550	CUSHION	3	<=11181			0.003	0.0066
040	68311-61560	COLLAR	3	<=11181			0.01	0.022
050	68311-61570	WASHER,PLAIN	5	<=11181			0.005	0.011
060	01155-60835	BOLT	3	<=11181			0.015	0.033
060	01173-61032	BOLT	3	>=11182	≠		0.024	0.0528
070	04512-60080	WASHER,SPRING	3	<=11181	≠		0.002	0.0044
070	04512-60100	WASHER,SPRING	3	>=11182	≠		0.002	0.0044
080	02552-50080	NUT	2	<=11181			0.005	0.011
080	02118-60100	NUT	2	>=11182	≠		0.006	0.0132
090	04810-00180	O RING	18				0.001	0.0022
100	68311-61850	JOINT,PIPE(LF/-F/)	1				0.1	0.22
110	99999-99999	BLANK	0				0	0
120	68773-68320	BODY	1				0	0
130	68311-61810	JOINT,PIPE(LF/-F/)	1				0.29	0.638
140	68311-61820	JOINT,PIPE(LF/-F/)	1				0.32	0.704
150	68741-68390	BODY	3				0.085	0.187
155	68131-61740	ADAPTER	2				0.09	0.198
160	68241-63770	ADAPTER	1				0.08	0.176
170	68331-63230	ELBOW,ADAPTER	1				0	0
180	68311-61860	JOINT,PIPE(LF/-F/)	2				0.27	0.594
190	68311-61680	JOINT,PIPE(SF/-T/)	2				0.375	0.825
200	68021-62440	ELBOW	2				0	0
210	68741-68390	BODY	2				0.085	0.187
220	68171-76440	ADAPTER	1				0.03	0.066
230	68651-64350	ADAPTER	1	<=11135			0.09	0.198
230	68161-63610	ADAPTER	1	>=11136	↔		0.09	0.198
240	68761-64250	VALVE,CHECK	1				0.24	0.528
250	68761-64260	VALVE,CHECK	1				0.2	0.44
260	68171-76110	POPPET	1				0.015	0.033
270	68011-62750	STOPPER,SPRING	1				0.003	0.0066
280	68011-62740	SPRING	1				0.001	0.0022
290	68011-62720	LINK,LOCK	1				0.001	0.0022
300	68741-68410	BODY	1				0	0

CONTROL VALVE (1) (COMPONENT PARTS)



68658-005-10

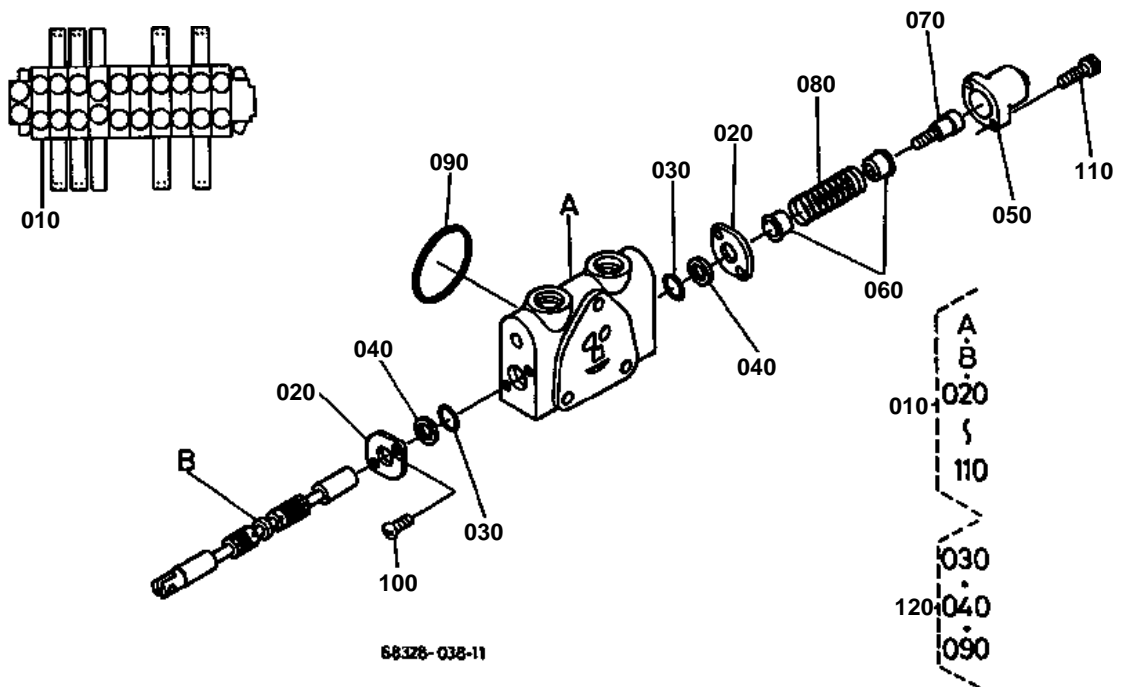


CONTROL VALVE (1) (COMPONENT PARTS)

↔ Interchangeable; ≠ not interchangeable; ← new for old; → old for new

REF.No	Part No.	Description	Q'ty	S.No.	I/C	REMARKS	Weight (kgf)	Weight (lb)
010	68651-96134	ASSY VALVE,CONTROL	1				30.7	67.54
020	68021-81380	NUT	2				0.01	0.022
030	68651-70520	ROD,TIE	1				0.28	0.616
040	68021-81370	NUT	4				0.005	0.011
050	68651-70510	ROD,TIE	2				0.17	0.374
060	68311-70180	ASSY VALVE,SECTION	1				2.48	5.456
070	68651-70210	ASSY VALVE,SECTION	1				3	6.6
080	68311-70340	ASSY VALVE,SECTION	1				3	6.6
090	68311-70150	ASSY VALVE,SECTION	1				2.5	5.5
100	68651-70150	ASSY VALVE,SECTION	1				2.5	5.5
110	68311-70140	ASSY VALVE,SECTION	1				2.5	5.5
120	68651-70180	ASSY VALVE,SECTION	1				3	6.6
130	68581-70150	ASSY SECTION,SPACER	1				2.5	5.5
140	68651-70220	ASSY VALVE,SECTION	1				3	6.6
150	68311-70110	ASSY VALVE,SECTION	1				2.34	5.148
160	68311-70310	ASSY VALVE,OUTLET	1				0.14	0.308
170	68651-70310	ASSY VALVE,OUTLET	1				1.48	3.256
180	68651-70050	ASSY VALVE,RELIEF	5				0.2	0.44
181	68741-70560	O RING	5				0.001	0.0022
182	04810-00100	O RING	5				0.001	0.0022
190	68651-70020	ASSY VALVE,RELIEF	1				0.23	0.506
191	68741-70560	O RING	1				0.001	0.0022
192	04810-00100	O RING	1				0.001	0.0022
200	68651-70010	ASSY VALVE,RELIEF	1				0.33	0.726
201	68741-70560	O RING	1				0.001	0.0022
202	04810-00100	O RING	1				0.001	0.0022
210	68311-70520	ASSY PLUG	4				0	0
220	04810-00180	O RING	4				0.001	0.0022

SPOOL SECTION (TRAVEL RH)



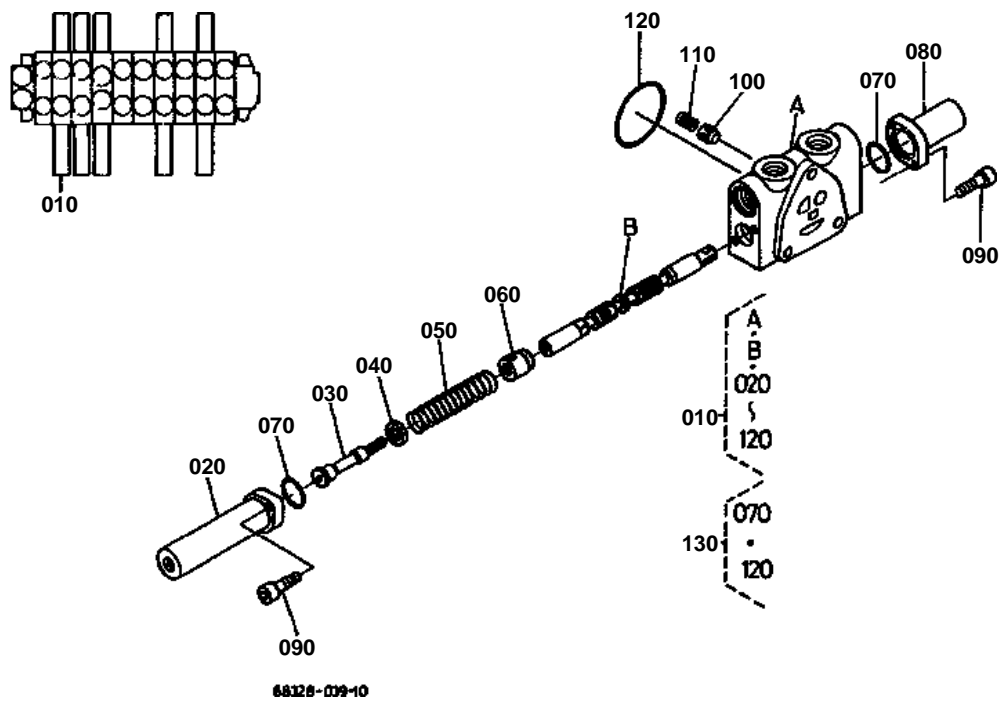


SPOOL SECTION (TRAVEL RH)

↔ Interchangeable; ≠ not interchangeable; ← new for old; → old for new

REF.No	Part No.	Description	Q'ty	S.No.	I/C	REMARKS	Weight (kgf)	Weight (lb)
010	68311-70180	ASSY VALVE,SECTION	1				2.48	5.456
020	68493-70230	PLATE,SEAL	2				0.02	0.044
030	68493-70240	O RING	2				0.001	0.0022
040	68493-70250	WIPER	2				0.002	0.0044
050	68493-70260	CAP	1				0.025	0.055
060	68493-70270	SEAT,SPRING	2				0.005	0.011
070	68493-70280	SCREW,CAP	1				0.015	0.033
080	68311-70390	SPRING	1				0.02	0.044
090	68493-70330	O RING	1				0.003	0.0066
100	69251-74060	SCREW,ROUND HEAD	2				0.01	0.022
110	69251-74070	BOLT,SOCKET HEAD	2				0.01	0.022
120	68311-91320	KIT,SEAL	1			OPTION	0.001	0.0022

SPOOL SECTION (BOOM)



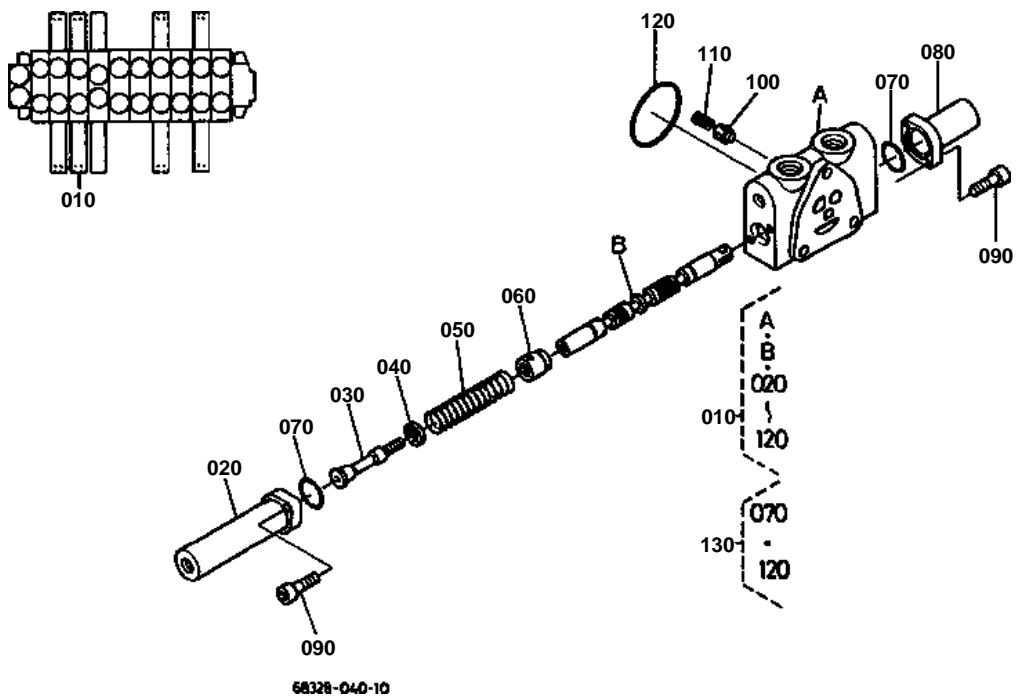


SPOOL SECTION (BOOM)

↔ Interchangeable; ≠ not interchangeable; ← new for old; → old for new

REF.No	Part No.	Description	Q'ty	S.No.	I/C	REMARKS	Weight (kgf)	Weight (lb)
010	68651-70210	ASSY VALVE,SECTION	1				3	6.6
020	68311-70910	CAP	1				0.3	0.66
030	68311-70920	END,SPOOL	1				0.04	0.088
040	68311-70930	SEAT,SPRING	1				0.006	0.0132
050	68311-70940	SPRING	1				0.025	0.055
060	68311-70970	SEAT,SPRING	1				0.025	0.055
070	69251-74180	O RING	2				0.005	0.011
080	68311-70980	CAP	1				0.25	0.55
090	69251-74070	BOLT,SOCKET HEAD	4				0.01	0.022
100	68493-70310	POPPET	1				0.01	0.022
110	68493-70320	SPRING	1				0.002	0.0044
120	68493-70330	O RING	1				0.003	0.0066
130	68311-91310	KIT,SEAL	1			OPTION	0.004	0.0088

SPOOL SECTION (BUCKET)



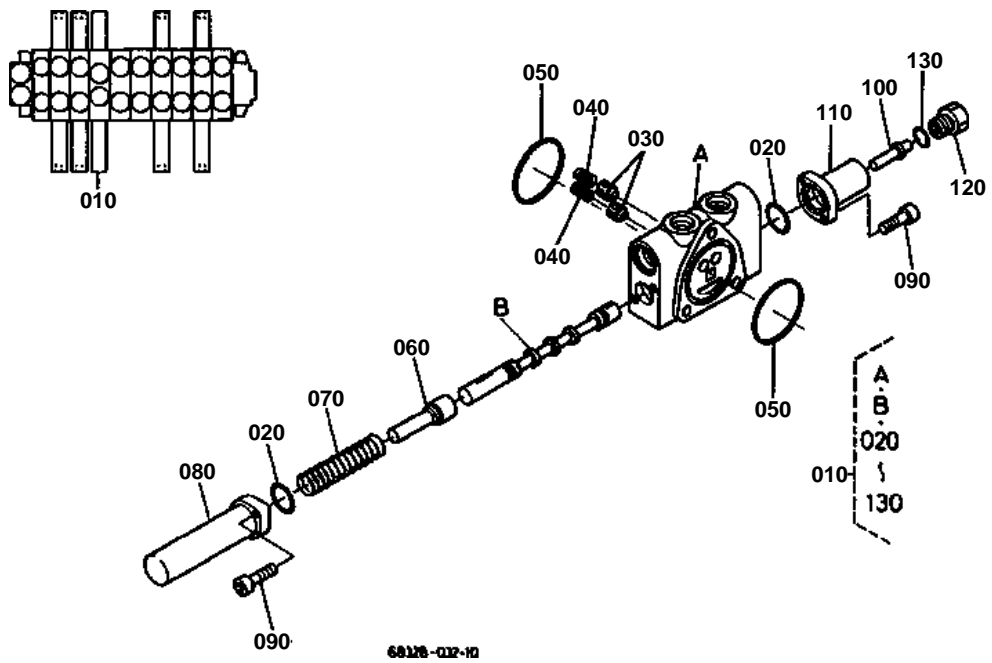


SPOOL SECTION (BUCKET)

↔ Interchangeable; ≠ not interchangeable; ← new for old; → old for new

REF.No	Part No.	Description	Q'ty	S.No.	I/C	REMARKS	Weight (kgf)	Weight (lb)
010	68311-70340	ASSY VALVE,SECTION	1				3	6.6
020	68311-70910	CAP	1				0.3	0.66
030	68311-70920	END,SPOOL	1				0.04	0.088
040	68311-70930	SEAT,SPRING	1				0.006	0.0132
050	68311-70940	SPRING	1				0.025	0.055
060	68311-70970	SEAT,SPRING	1				0.025	0.055
070	69251-74180	O RING	2				0.005	0.011
080	68311-70980	CAP	1				0.25	0.55
090	69251-74070	BOLT,SOCKET HEAD	4				0.01	0.022
100	68493-70310	POPPET	1				0.01	0.022
110	68493-70320	SPRING	1				0.002	0.0044
120	68493-70330	O RING	1				0.003	0.0066
130	68311-91310	KIT,SEAL	1			OPTION	0.004	0.0088

SPOOL SECTION



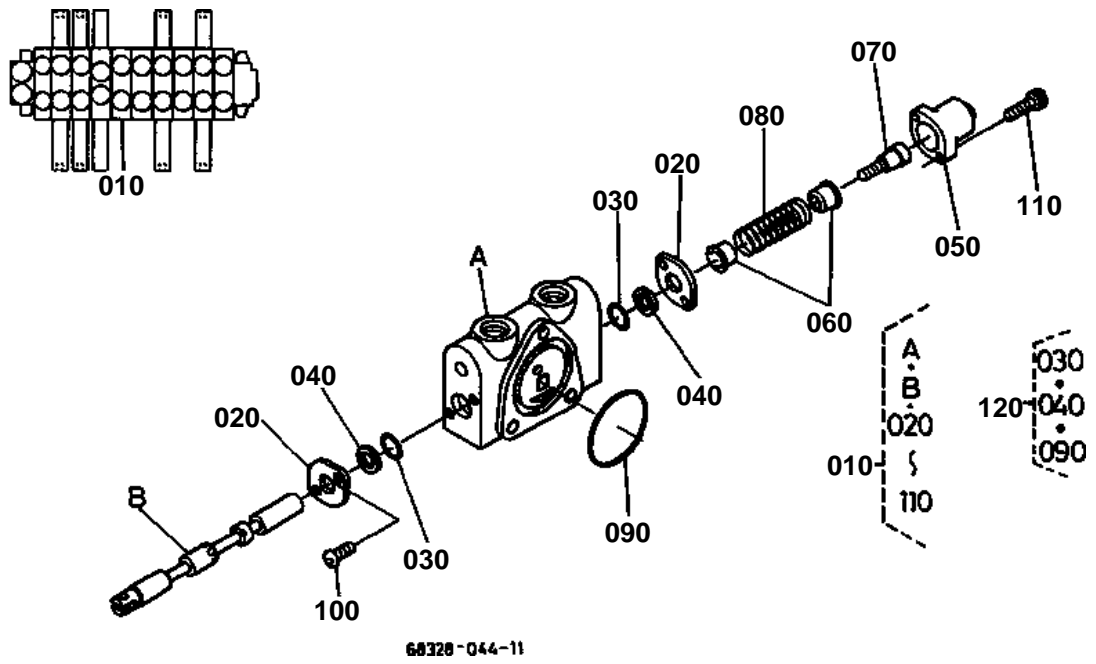


SPOOL SECTION

↔ Interchangeable; ≠ not interchangeable; ← new for old; → old for new

REF.No	Part No.	Description	Q'ty	S.No.	I/C	REMARKS	Weight (kgf)	Weight (lb)
010	68311-70150	ASSY VALVE,SECTION	1				2.5	5.5
020	69251-74180	O RING	2				0.005	0.011
030	68493-70310	POPPET	2				0.01	0.022
040	68493-70320	SPRING	2				0.002	0.0044
050	68493-70330	O RING	2				0.003	0.0066
060	68311-70460	SEAT,SPRING	1				0.05	0.11
070	68311-70470	SPRING	1				0.04	0.088
080	68311-70480	CAP	1				0.3	0.66
090	69251-74070	BOLT,SOCKET HEAD	4				0.01	0.022
100	68191-70420	PISTON	1				0.01	0.022
110	68311-70430	CAP	1				0.2	0.44
120	68191-70440	PLUG	1				0.06	0.132
130	68841-70710	O RING	1				0	0

SPOOL SECTION (TRAVEL SPEED 2ND)



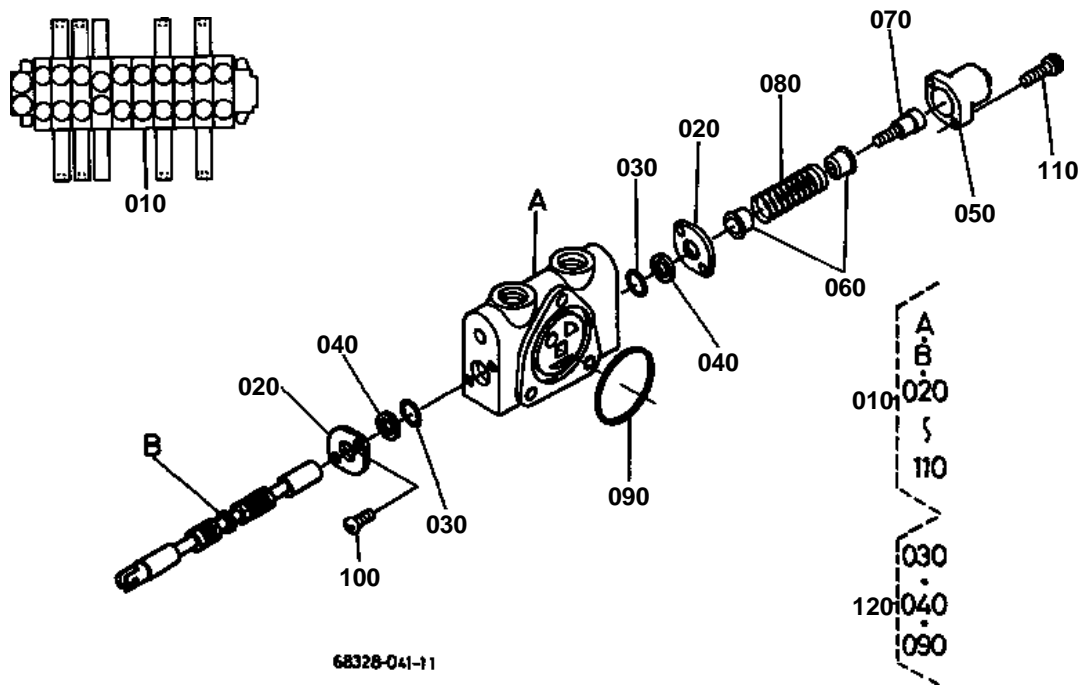


SPOOL SECTION (TRAVEL SPEED 2ND)

↔ Interchangeable; ≠ not interchangeable; ← new for old; → old for new

REF.No	Part No.	Description	Q'ty	S.No.	I/C	REMARKS	Weight (kgf)	Weight (lb)
010	68651-70150	ASSY VALVE,SECTION	1				2.5	5.5
020	68493-70230	PLATE,SEAL	2				0.02	0.044
030	68493-70240	O RING	2				0.001	0.0022
040	68493-70250	WIPER	2				0.002	0.0044
050	68493-70260	CAP	1				0.025	0.055
060	68493-70270	SEAT,SPRING	2				0.005	0.011
070	68493-70280	SCREW,CAP	1				0.015	0.033
080	68493-70410	SPRING	1				0.02	0.044
090	68493-70330	O RING	1				0.003	0.0066
100	69251-74060	SCREW,ROUND HEAD	2				0.01	0.022
110	69251-74070	BOLT,SOCKET HEAD	2				0.01	0.022
120	68311-91320	KIT,SEAL	1			OPTION	0.001	0.0022

SPOOL SECTION (TRAVEL LH)



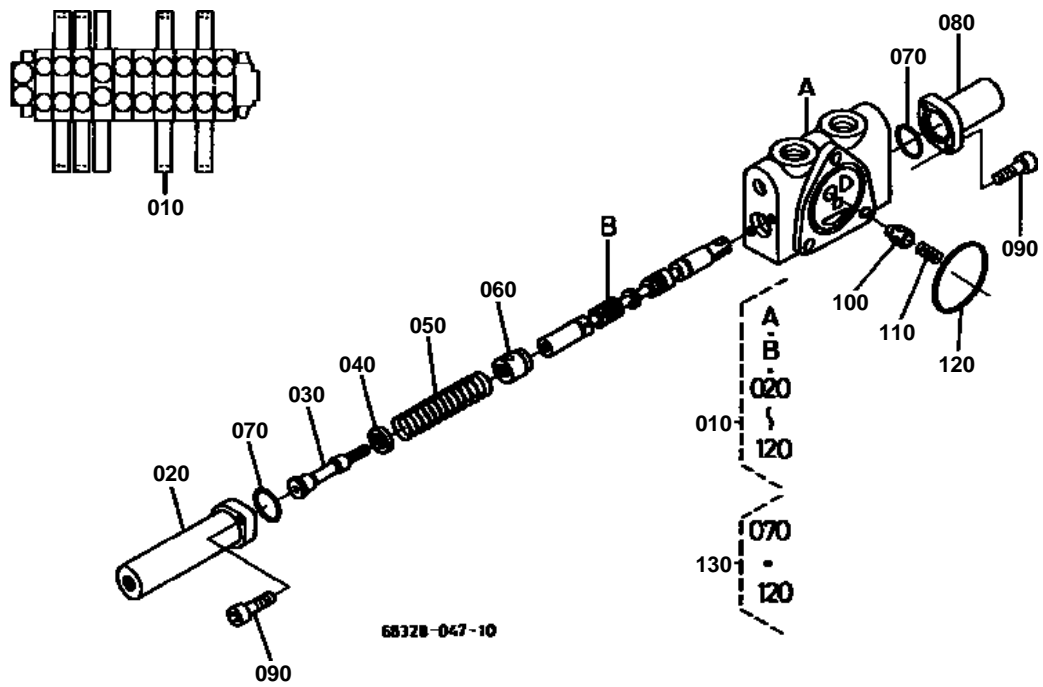


SPOOL SECTION (TRAVEL LH)

↔ Interchangeable; ≠ not interchangeable; ← new for old; → old for new

REF.No	Part No.	Description	Q'ty	S.No.	I/C	REMARKS	Weight (kgf)	Weight (lb)
010	68311-70140	ASSY VALVE,SECTION	1				2.5	5.5
020	68493-70230	PLATE,SEAL	2				0.02	0.044
030	68493-70240	O RING	2				0.001	0.0022
040	68493-70250	WIPER	2				0.002	0.0044
050	68493-70260	CAP	1				0.025	0.055
060	68493-70270	SEAT,SPRING	2				0.005	0.011
070	68493-70280	SCREW,CAP	1				0.015	0.033
080	68311-70390	SPRING	1				0.02	0.044
090	68493-70330	O RING	1				0.003	0.0066
100	69251-74060	SCREW,ROUND HEAD	2				0.01	0.022
110	69251-74070	BOLT,SOCKET HEAD	2				0.01	0.022
120	68311-91320	KIT,SEAL	1			OPTION	0.001	0.0022

SPOOL SECTION (BOOM)



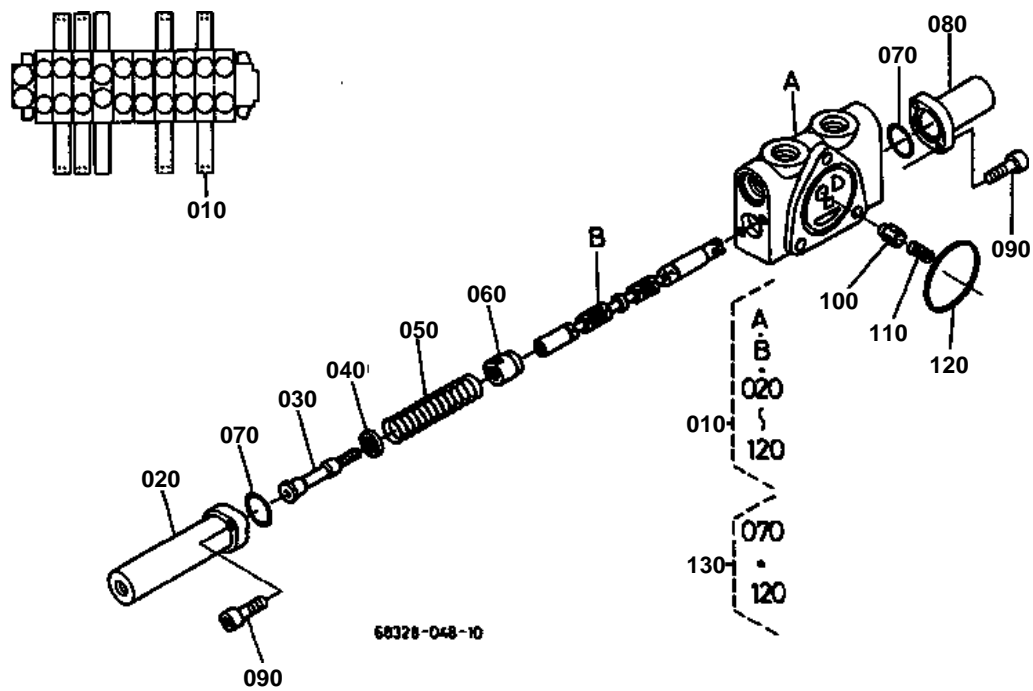


SPOOL SECTION (BOOM)

↔ Interchangeable; ≠ not interchangeable; ← new for old; → old for new

REF.No	Part No.	Description	Q'ty	S.No.	I/C	REMARKS	Weight (kgf)	Weight (lb)
010	68651-70180	ASSY VALVE,SECTION	1				3	6.6
020	68311-70890	CAP	1				0.26	0.572
030	68311-70920	END,SPOOL	1				0.04	0.088
040	68311-70930	SEAT,SPRING	1				0.006	0.0132
050	68311-70950	SPRING	1				0.01	0.022
060	68311-70970	SEAT,SPRING	1				0.025	0.055
070	69251-74180	O RING	2				0.005	0.011
080	68311-70980	CAP	1				0.25	0.55
090	69251-74070	BOLT,SOCKET HEAD	4				0.01	0.022
100	68493-70310	POPPET	1				0.01	0.022
110	68493-70320	SPRING	1				0.002	0.0044
120	68493-70330	O RING	1				0.003	0.0066
130	68311-91310	KIT,SEAL	1			OPTION	0.004	0.0088

SPOOL SECTION (ARM)



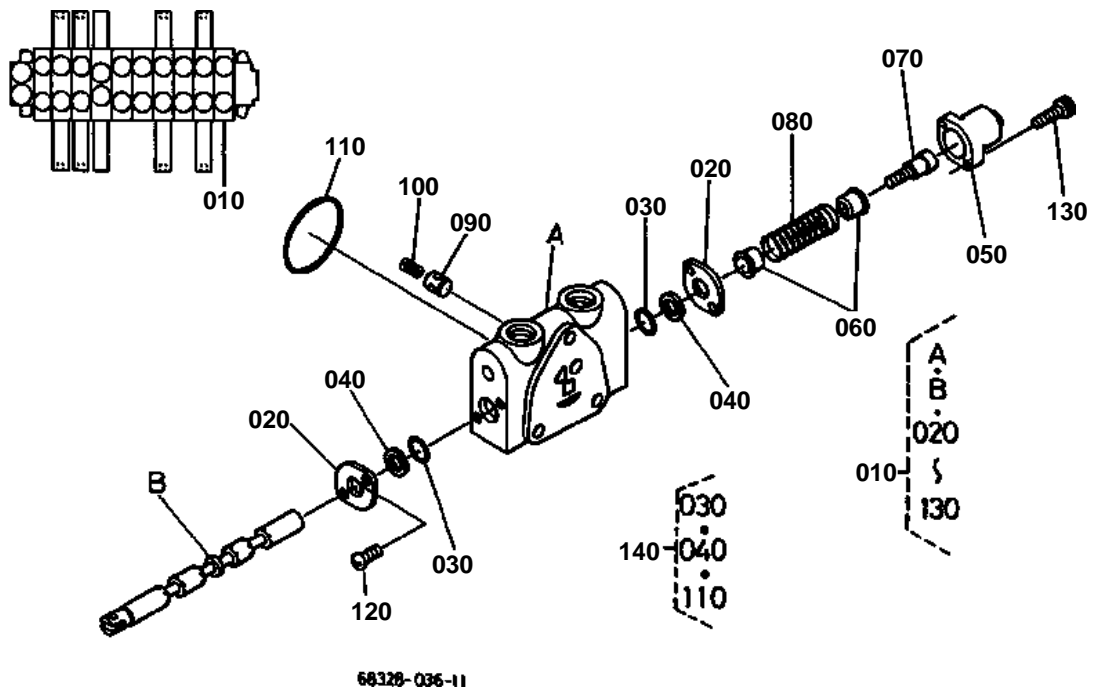


SPOOL SECTION (ARM)

↔ Interchangeable; ≠ not interchangeable; ← new for old; → old for new

REF.No	Part No.	Description	Q'ty	S.No.	I/C	REMARKS	Weight (kgf)	Weight (lb)
010	68651-70220	ASSY VALVE,SECTION	1				3	6.6
020	68311-70910	CAP	1				0.3	0.66
030	68311-70920	END,SPOOL	1				0.04	0.088
040	68311-70930	SEAT,SPRING	1				0.006	0.0132
050	68311-70940	SPRING	1				0.025	0.055
060	68311-70970	SEAT,SPRING	1				0.025	0.055
070	69251-74180	O RING	2				0.005	0.011
080	68311-70980	CAP	1				0.25	0.55
090	69251-74070	BOLT,SOCKET HEAD	4				0.01	0.022
100	68493-70310	POPPET	1				0.01	0.022
110	68493-70320	SPRING	1				0.002	0.0044
120	68493-70330	O RING	1				0.003	0.0066
130	68311-91310	KIT,SEAL	1			OPTION	0.004	0.0088

SPOOL SECTION (S/P)



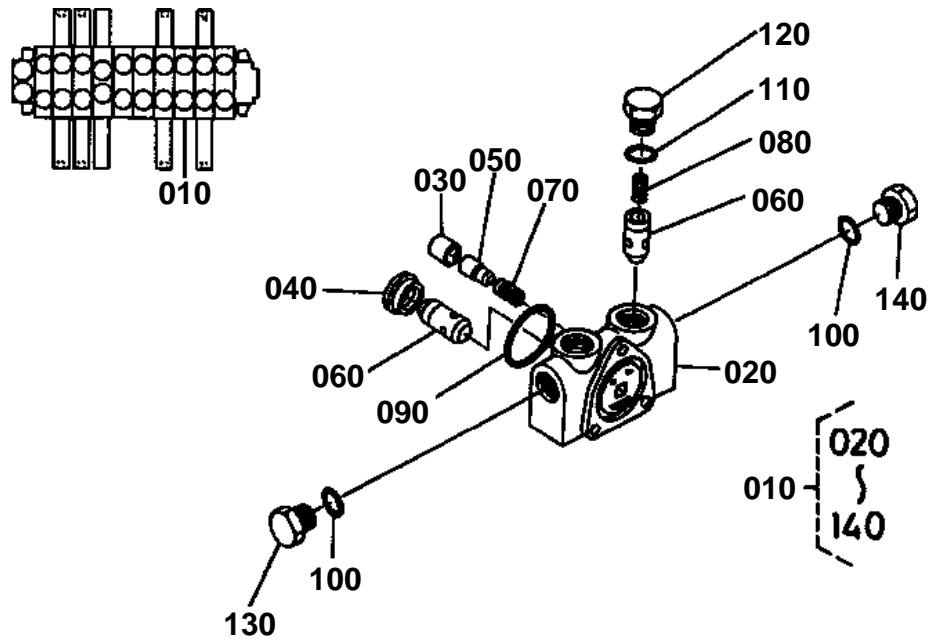


SPOOL SECTION (S/P)

↔ Interchangeable; ≠ not interchangeable; ← new for old; → old for new

REF.No	Part No.	Description	Q'ty	S.No.	I/C	REMARKS	Weight (kgf)	Weight (lb)
010	68311-70110	ASSY VALVE,SECTION	1				2.34	5.148
020	68493-70230	PLATE,SEAL	2				0.02	0.044
030	68493-70240	O RING	2				0.001	0.0022
040	68493-70250	WIPER	2				0.002	0.0044
050	68493-70260	CAP	1				0.025	0.055
060	68493-70270	SEAT,SPRING	2				0.005	0.011
070	68493-70280	SCREW,CAP	1				0.015	0.033
080	68861-70520	SPRING	1				0.01	0.022
090	68493-70310	POPPET	1				0.01	0.022
100	68493-70320	SPRING	1				0.002	0.0044
110	68493-70330	O RING	1				0.003	0.0066
120	69251-74060	SCREW,ROUND HEAD	2				0.01	0.022
130	69251-74070	BOLT,SOCKET HEAD	2				0.01	0.022
140	68311-91320	KIT,SEAL	1			OPTION	0.001	0.0022

SPACER SECTION



68328-052-10

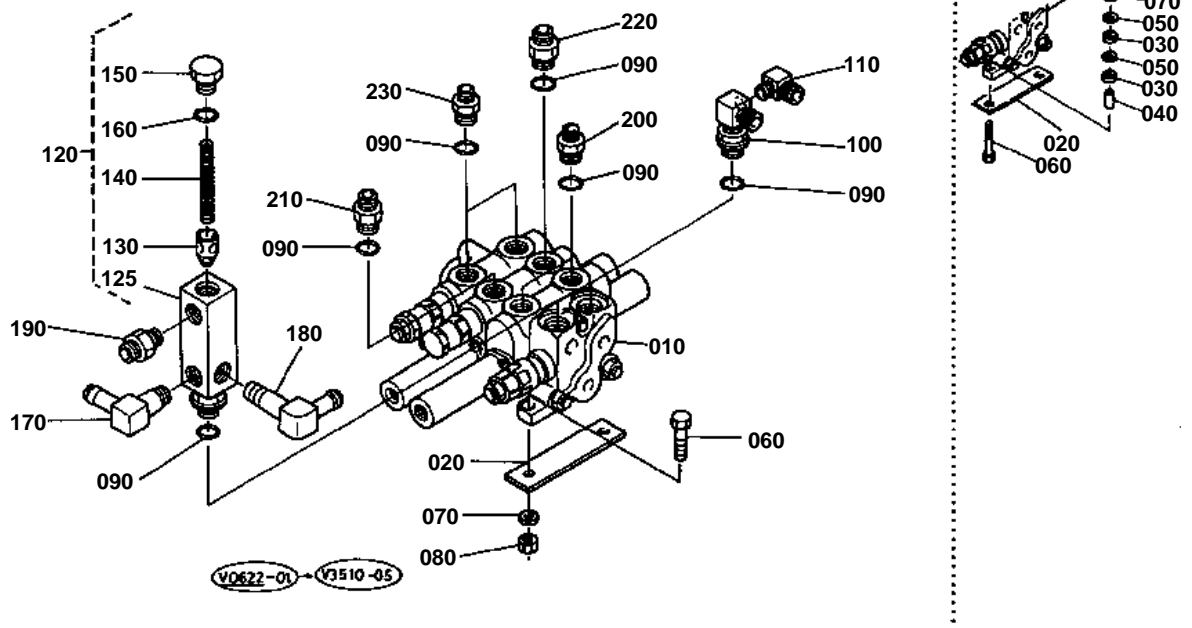


SPACER SECTION

↔ Interchangeable; ≠ not interchangeable; ← new for old; → old for new

REF.No	Part No.	Description	Q'ty	S.No.	I/C	REMARKS	Weight (kgf)	Weight (lb)
010	68581-70150	ASSY SECTION,SPACER	1				2.5	5.5
020	68761-70710	SPACER	1				2	4.4
030	68761-70740	SPACER	1				0.001	0.0022
040	68761-70770	SPACER	1				0.005	0.011
050	68761-70720	VALVE	1				0.01	0.022
060	68761-70750	VALVE	2				0.01	0.022
070	68761-70730	SPRING	1				0.002	0.0044
080	68761-70760	SPRING	1				0.001	0.0022
090	68021-81330	O RING	1				0.003	0.0066
100	68741-70560	O RING	2				0.001	0.0022
110	04810-00180	O RING	1				0.001	0.0022
120	68761-70780	PLUG	1				0.06	0.132
130	68741-70550	PLUG	1				0.068	0.1496
140	68581-70750	PLUG	1				0.013	0.0286

CONTROL VALVE (3)

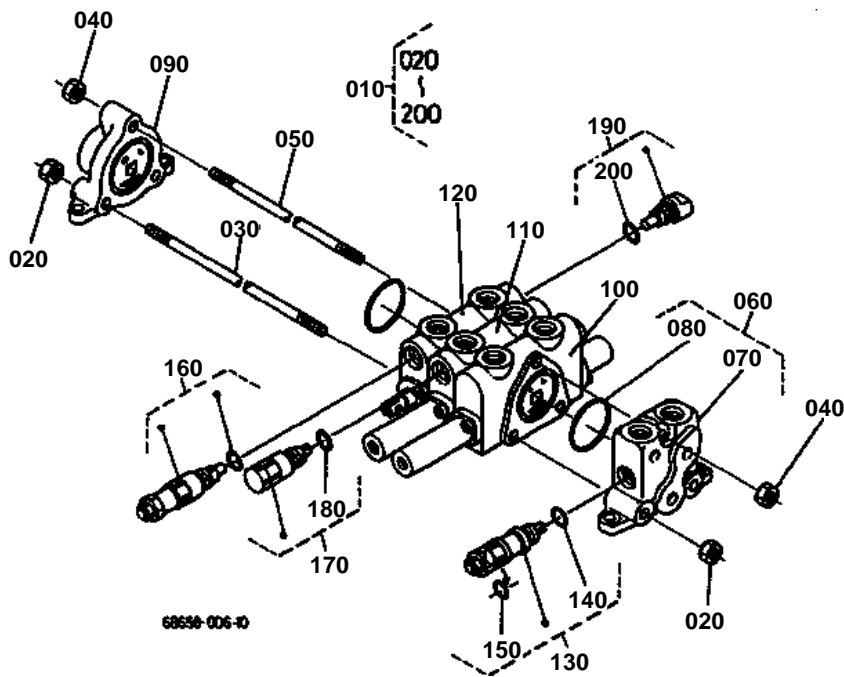


**CONTROL VALVE (3)**

↔ Interchangeable; ≠ not interchangeable; ← new for old; → old for new

REF.No	Part No.	Description	Q'ty	S.No.	I/C	REMARKS	Weight (kgf)	Weight (lb)
010	68651-96153	ASSY VALVE,CONTROL	1				11.5	25.3
020	68311-61540	CUSHION	2	<=11181			0.208	0.4576
020	68151-61170	SPACER	2	>=11182	↔		0.005	0.011
030	68311-61550	CUSHION	3	<=11181			0.003	0.0066
040	68311-61560	COLLAR	3	<=11181			0.01	0.022
050	68311-61570	WASHER,PLAIN	5	<=11181			0.005	0.011
060	01155-60835	BOLT	3	<=11181			0.015	0.033
060	01173-61032	BOLT	3	>=11182	≠		0.024	0.0528
070	04512-60080	WASHER,SPRING	3	<=11181			0.002	0.0044
070	04512-60100	WASHER,SPRING	3	>=11182	≠		0.002	0.0044
080	02552-50080	NUT	2	<=11181			0.005	0.011
080	02118-60100	NUT	2	>=11182	≠		0.006	0.0132
090	04810-00180	O RING	8				0.001	0.0022
100	68651-68180	JOINT(TF/-F/)	1				0.15	0.33
110	68331-63230	ELBOW,ADAPTER	1				0	0
120	68311-64213	ASSY VALVE,CHECK	1				1.13	2.486
125	68311-64224	VALVE	1				1	2.2
130	68311-64230	POPPET	1				0.02	0.044
140	68311-64330	SPRING	1				0.02	0.044
150	68311-64250	PLUG	1				0.08	0.176
160	04810-00180	O RING	1				0.001	0.0022
170	68841-63580	ADAPTER	1				0.135	0.297
180	68651-64290	JOINT,PIPE(LT/-)	1				0.2	0.44
190	68241-64130	BODY	1				0.08	0.176
200	68741-68390	BODY	2				0.085	0.187
210	68541-68740	ADAPTER	1				0.08	0.176
220	68541-68750	ADAPTER	1				0.08	0.176
230	68741-68390	BODY	2				0.085	0.187

CONTROL VALVE (3) (COMPONENT PARTS)



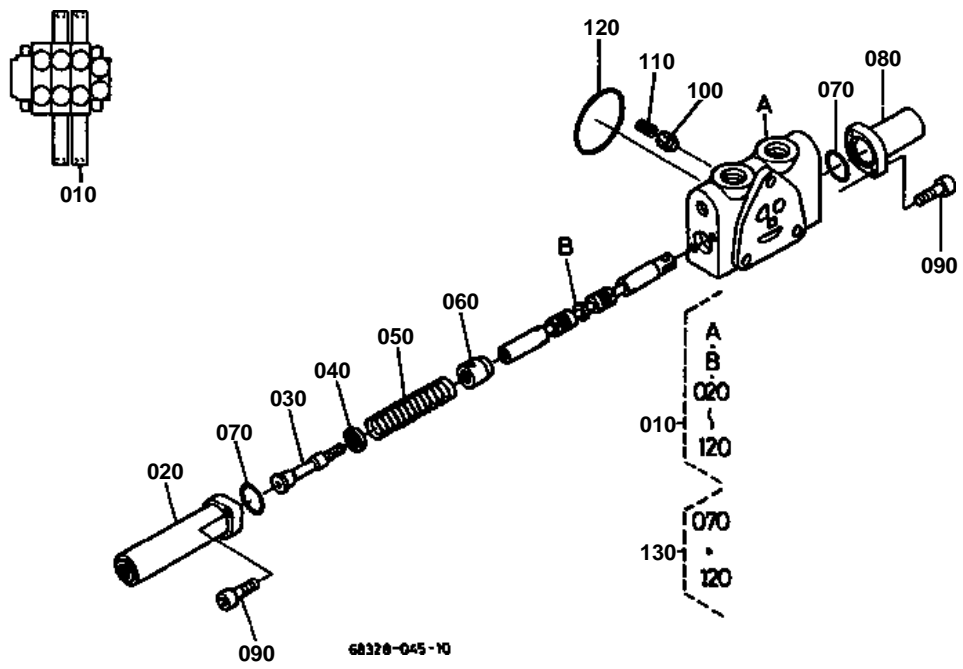


CONTROL VALVE (3) (COMPONENT PARTS)

↔ Interchangeable; ≠ not interchangeable; ← new for old; → old for new

REF.No	Part No.	Description	Q'ty	S.No.	I/C	REMARKS	Weight (kgf)	Weight (lb)
010	68651-96153	ASSY VALVE,CONTROL	1				11.5	25.3
020	68021-81370	NUT	4				0.005	0.011
030	68131-65230	ROD,TIE	2				0.075	0.165
040	68021-81380	NUT	2				0.01	0.022
050	68131-65220	ROD,TIE	1				0.117	0.2574
060	68761-70210	ASSY SECTION,INLET	1				1.5	3.3
070	68761-70510	HOUSING,INLET	1				1.47	3.234
080	68021-81330	O RING	1				0.003	0.0066
090	68131-65020	OUTLET SECTION ASSY	1				1.15	2.53
100	68391-70170	ASSY VALVE,SECTION	1				3	6.6
110	68391-70180	ASSY VALVE,SECTION	1				3	6.6
120	68311-70220	ASSY VALVE,SECTION	1				2.25	4.95
130	68581-70030	VALVE,MAIN RELIEF	1				0.1	0.22
140	68011-62220	O RING	1				0.001	0.0022
150	68389-96110	O RING	1				0.001	0.0022
160	68581-70050	ASSY VALVE RELIEFPOR	1				0.22	0.484
170	68311-70210	ASSY VALVE	1				0.155	0.341
180	68741-70560	O RING	1				0.001	0.0022
190	68171-61360	VALVE	1				0.08	0.176
200	68389-96110	O RING	1				0.001	0.0022

SPOOL SECTION (SWIVEL)



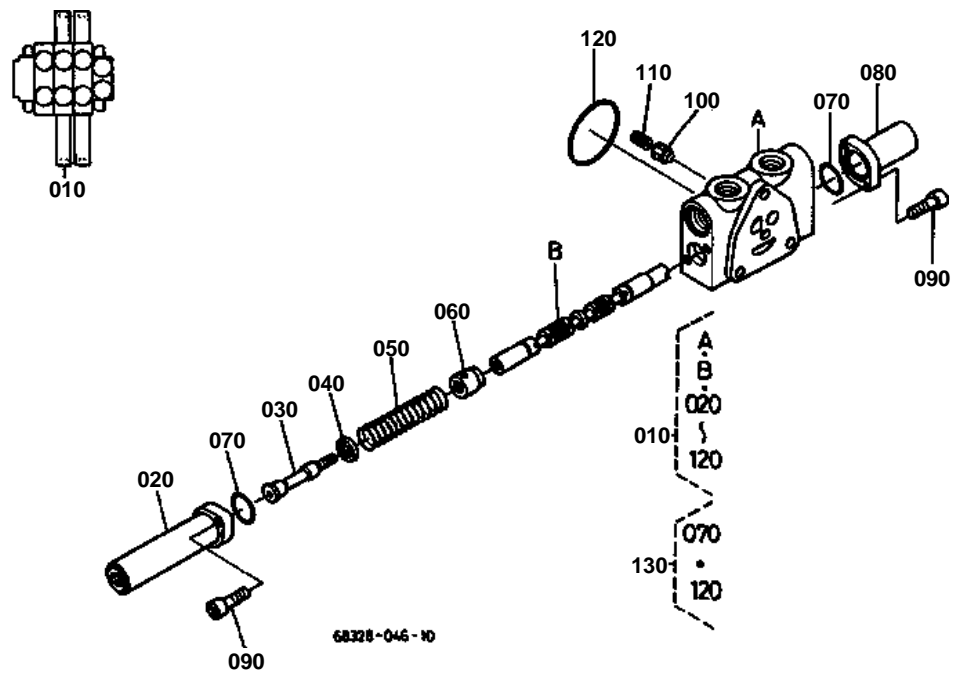


SPOOL SECTION (SWIVEL)

↔ Interchangeable; ≠ not interchangeable; ← new for old; → old for new

REF.No	Part No.	Description	Q'ty	S.No.	I/C	REMARKS	Weight (kgf)	Weight (lb)
010	68391-70170	ASSY VALVE,SECTION	1				3	6.6
020	68311-70890	CAP	1				0.26	0.572
030	68311-70920	END,SPOOL	1				0.04	0.088
040	68311-70930	SEAT,SPRING	1				0.006	0.0132
050	68391-70940	SPRING	1				0.035	0.077
060	68311-70970	SEAT,SPRING	1				0.025	0.055
070	69251-74180	O RING	2				0.005	0.011
080	68311-70990	CAP	1				0.21	0.462
090	69251-74070	BOLT,SOCKET HEAD	4				0.01	0.022
100	68493-70310	POPPET	1				0.01	0.022
110	68493-70320	SPRING	1				0.002	0.0044
120	68493-70330	O RING	1				0.003	0.0066
130	68311-91310	KIT,SEAL	1			OPTION	0.004	0.0088

SPOOL SECTION (SWING)



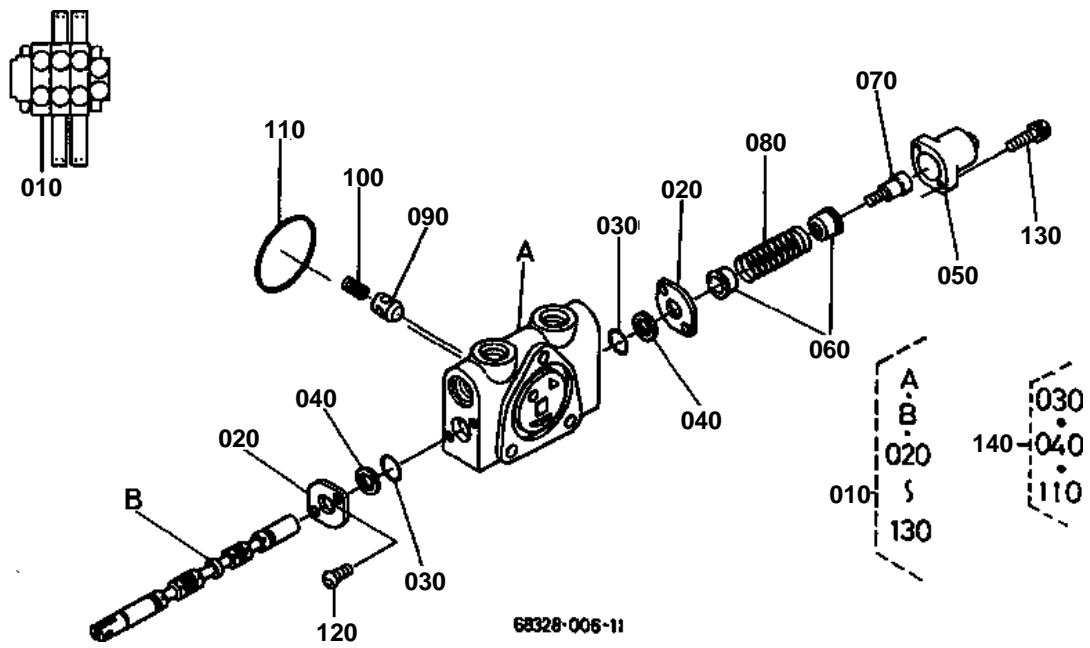


SPOOL SECTION (SWING)

↔ Interchangeable; ≠ not interchangeable; ← new for old; → old for new

REF.No	Part No.	Description	Q'ty	S.No.	I/C	REMARKS	Weight (kgf)	Weight (lb)
010	68391-70180	ASSY VALVE,SECTION	1				3	6.6
020	68311-70890	CAP	1				0.26	0.572
030	68311-70920	END,SPOOL	1				0.04	0.088
040	68311-70930	SEAT,SPRING	1				0.006	0.0132
050	68391-70940	SPRING	1				0.035	0.077
060	68311-70970	SEAT,SPRING	1				0.025	0.055
070	69251-74180	O RING	2				0.005	0.011
080	68311-70990	CAP	1				0.21	0.462
090	69251-74070	BOLT,SOCKET HEAD	4				0.01	0.022
100	68493-70310	POPPET	1				0.01	0.022
110	68493-70320	SPRING	1				0.002	0.0044
120	68493-70330	O RING	1				0.003	0.0066
130	68311-91310	KIT,SEAL	1			OPTION	0.004	0.0088

SPOOL SECTION (BLADE)



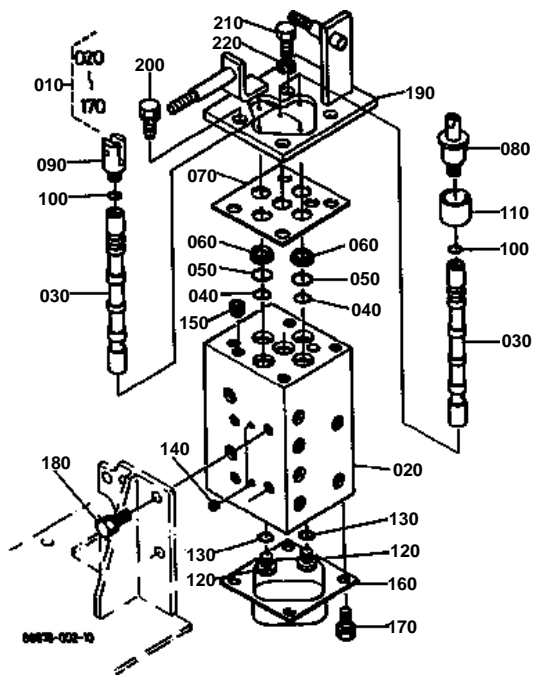


SPOOL SECTION (BLADE)

↔ Interchangeable; ≠ not interchangeable; ← new for old; → old for new

REF.No	Part No.	Description	Q'ty	S.No.	I/C	REMARKS	Weight (kgf)	Weight (lb)
010	68311-70220	ASSY VALVE,SECTION	1				2.25	4.95
020	68493-70230	PLATE,SEAL	2				0.02	0.044
030	68493-70240	O RING	2				0.001	0.0022
040	68493-70250	WIPER	2				0.002	0.0044
050	68493-70260	CAP	1				0.025	0.055
060	68493-70270	SEAT,SPRING	2				0.005	0.011
070	68493-70280	SCREW,CAP	1				0.015	0.033
080	68311-70390	SPRING,SPOOL	1				0.02	0.044
090	68493-70310	POPPET	1				0.01	0.022
100	68493-70320	SPRING	1				0.002	0.0044
110	68493-70330	O RING	1				0.003	0.0066
120	69251-74060	SCREW,ROUND HEAD	2				0.01	0.022
130	69251-74070	BOLT,SOCKET HEAD	2				0.01	0.022
140	68311-91320	KIT,SEAL	1			OPTION	0.001	0.0022

CHANGE VALVE



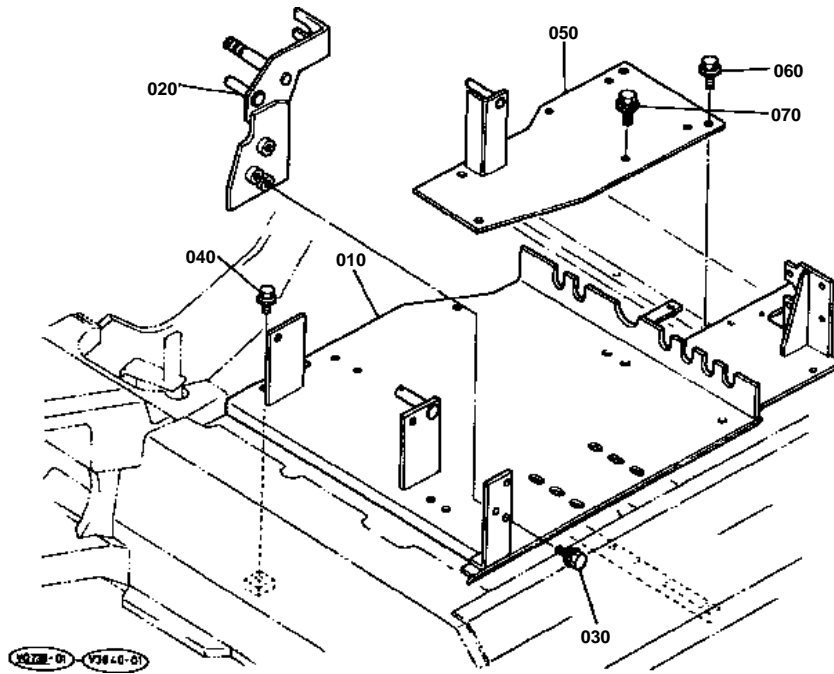


CHANGE VALVE

↔ Interchangeable; ≠ not interchangeable; ← new for old; → old for new

REF.No	Part No.	Description	Q'ty	S.No.	I/C	REMARKS	Weight (kgf)	Weight (lb)
010	68658-96500	ASSY VALVE	1				6.5	14.3
020	68311-96513	BODY,VALVE	1				7.1	15.62
030	68311-96524	SPOOL	5				0.14	0.308
040	04811-40080	O RING	5				0.001	0.0022
050	04811-40110	O RING	10				0.001	0.0022
060	68311-96492	RING,BACK UP	5				0.001	0.0022
070	68311-96950	PLATE	1				0.065	0.143
080	68301-96530	ROD	2				0.057	0.1254
090	68311-96540	ROD	3				0.005	0.011
100	04811-00090	O RING	5				0.001	0.0022
110	68318-96020	COLLAR	2				0.005	0.011
120	68311-96550	PLUG	5				0.014	0.0308
130	04811-00090	O RING	5				0.001	0.0022
140	68311-96563	PLUG	6				0.005	0.011
150	68311-13380	PLUG	1				0.003	0.0066
160	68311-96580	COVER	1				0.2	0.44
170	01123-60816	BOLT	4				0.01	0.022
180	01133-61020	BOLT	4				0.02	0.044
190	68658-65210	BRACKET	1				0.8	1.76
200	01133-61020	BOLT	3				0.02	0.044
210	68301-96950	BOLT	1				0.02	0.044
220	04512-60100	WASHER,SPRING	1				0.002	0.0044

CONTROL LEVER (FRAME)



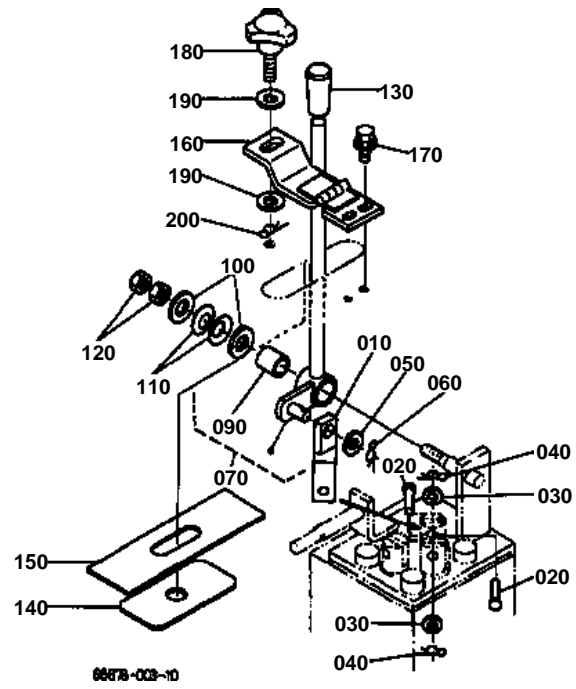


CONTROL LEVER (FRAME)

↔ Interchangeable; ≠ not interchangeable; ← new for old; → old for new

REF.No	Part No.	Description	Q'ty	S.No.	I/C	REMARKS	Weight (kgf)	Weight (lb)
010	68398-65110	BRACKET	1	<=11135			12.6	27.72
010	68398-65115	BRACKET	1	>=11136	≠		13.8	30.36
020	68318-65140	SUPPORT	1	<=11636			0	0
020	68318-65142	SUPPORT	1	>=11637	←		1.08	2.376
030	01135-61020	BOLT	3				0.015	0.033
040	01135-61020	BOLT	5				0.015	0.033
050	68311-96220	BRACKET	1				2.9	6.38
060	01135-61020	BOLT	4				0.015	0.033
070	01135-61020	BOLT	3				0.015	0.033

CONTROL LEVER (PATTERN SELECTOR)



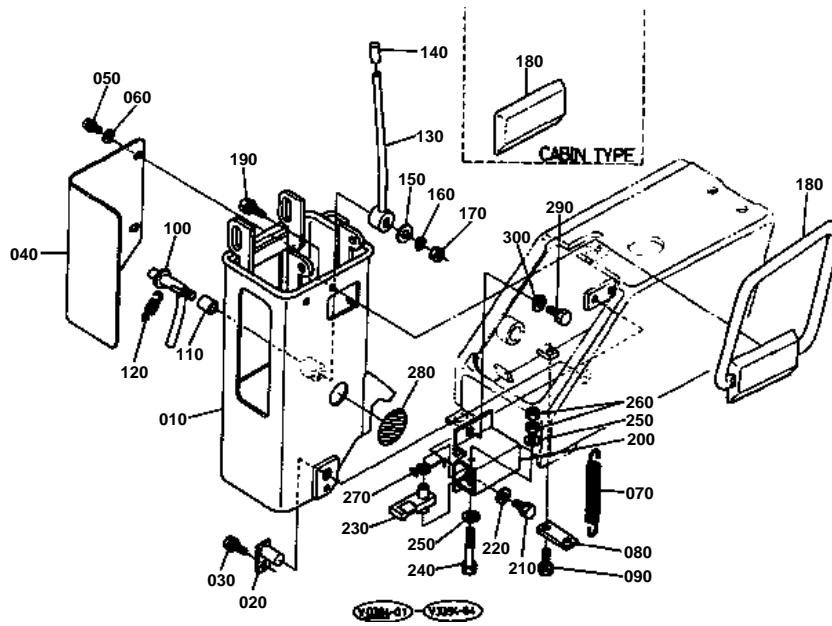


CONTROL LEVER (PATTERN SELECTOR)

↔ Interchangeable; ≠ not interchangeable; ← new for old; → old for new

REF.No	Part No.	Description	Q'ty	S.No.	I/C	REMARKS	Weight (kgf)	Weight (lb)
010	68658-65120	LINK	1				0.1	0.22
020	68191-65610	PIN,JOINT	2				0.001	0.0022
030	04012-50050	WASHER,PLAIN	2				0.001	0.0022
040	05525-50500	PIN,SNAP	2				0	0
050	04013-60100	WASHER,PLAIN	1				0.004	0.0088
060	05525-51000	PIN,SNAP	1				0	0
070	68658-65200	ASSY LEVER	1				0.28	0.616
080	99999-99999	BLANK	0				0	0
090	08511-01220	BUSH	1				0.004	0.0088
100	04013-60100	WASHER,PLAIN	2				0.004	0.0088
110	68721-65740	SPRING,PLATE	2				0.002	0.0044
120	02118-60100	NUT	2				0.006	0.0132
130	55411-31460	GRIP,LEVER	1				0.025	0.055
140	68658-65230	PLATE	1				0.01	0.022
150	68658-65240	PLATE	1				0.01	0.022
160	68658-65250	BRACKET LOCK	1				0.1	0.22
170	01025-60616	BOLT	2				0.01	0.022
180	68311-96462	BOLT,KNOB	1				0.005	0.011
190	04013-60100	WASHER,PLAIN	2				0.004	0.0088
200	05525-51000	PIN,SNAP	1				0	0

CONTROL LEVER (BOX LH)

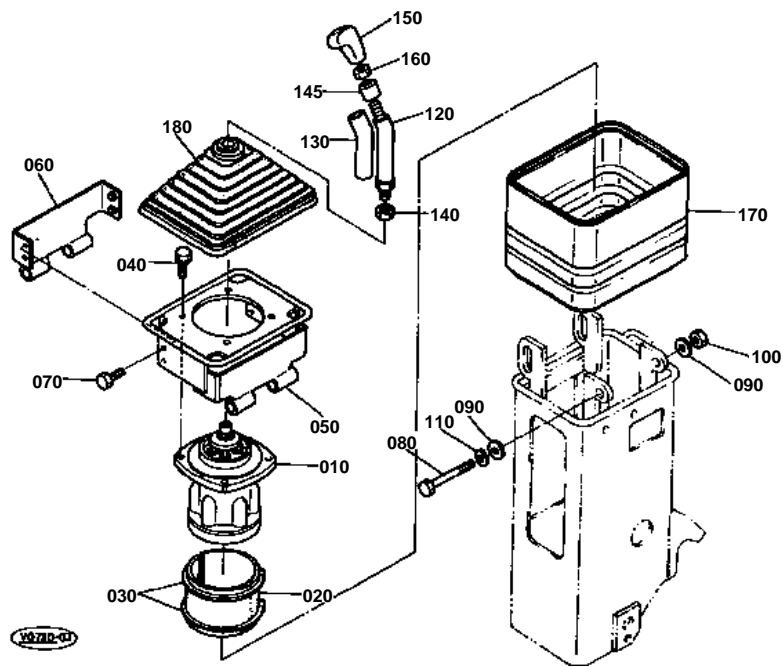


**CONTROL LEVER (BOX LH)**

↔ Interchangeable; ≠ not interchangeable; ← new for old; → old for new

REF.No	Part No.	Description	Q'ty	S.No.	I/C	REMARKS	Weight (kgf)	Weight (lb)
010	68311-96240	BOX LH	1				4.08	8.976
020	68311-44240	PIN	2				0.07	0.154
030	01123-60816	BOLT	2				0.01	0.022
040	68311-44220	COVER,LH	1				0.41	0.902
050	03004-60612	SCREW,WITH WASHER	2				0.005	0.011
060	04013-60060	WASHER,PLAIN	2				0.001	0.0022
070	68311-96170	SPRING	1				0.07	0.154
080	68311-44330	STOPPER	1				0.04	0.088
090	01123-60820	BOLT	1				0.015	0.033
100	68311-44252	LEVER,TILT LH	1				0.215	0.473
110	08511-01420	BUSH	1				0.007	0.0154
120	68311-44270	SPRING	1				0.01	0.022
130	68311-44280	LEVER,TILT	1				0.18	0.396
140	68311-44290	CAP	1				0.01	0.022
150	04013-60100	WASHER,PLAIN	1				0.004	0.0088
160	04512-60100	WASHER,SPRING	1				0.002	0.0044
170	02118-60100	NUT	1				0.006	0.0132
180	68311-44490	COVER	1			CABIN TYPE	0.14	0.308
180	68191-96180	RAIL,HAND	1			CANOPY TYPE	0.665	1.463
190	01123-60816	BOLT	2				0.01	0.022
200	68311-44310	BRACKET,LH	1				0.5	1.1
210	01133-61016	BOLT	2				0.018	0.0396
220	04013-60100	WASHER,PLAIN	2				0.004	0.0088
230	68311-44320	LEVER,LOCK	1				0.11	0.242
240	68311-44380	BOLT	1				0.03	0.066
250	04013-60080	WASHER,PLAIN	2				0.002	0.0044
260	02114-60080	NUT	2				0.002	0.0044
270	68311-44430	SPRING	1				0.005	0.011
280	68311-57810	LABEL	1				0.002	0.0044
290	01133-61035	BOLT	1				0.027	0.0594
300	04015-60100	WASHER,PLAIN	1				0.015	0.033

CONTROL LEVER (LEVER LH)

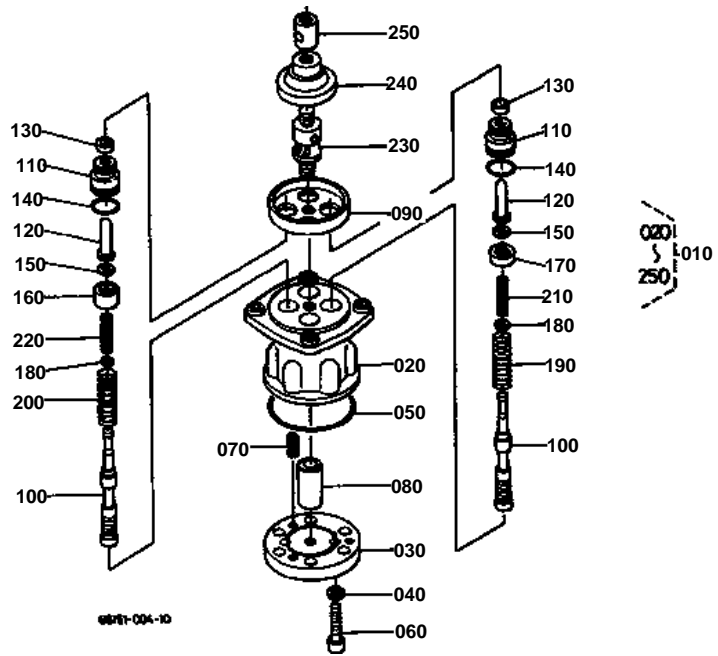


**CONTROL LEVER (LEVER LH)**

↔ Interchangeable; ≠ not interchangeable; ← new for old; → old for new

REF.No	Part No.	Description	Q'ty	S.No.	I/C	REMARKS	Weight (kgf)	Weight (lb)
010	68301-96160	ASSY VALVE,PILOT	1				4.4	9.68
020	68499-84612	PLATE,PARTITION	1				0.02	0.044
030	71585-11190	BAND,INLET PIPE	2				0.002	0.0044
040	01123-60820	BOLT	4				0.015	0.033
050	68191-96260	BRACKET	1				0.75	1.65
060	68191-96330	BRACKET	1				0.23	0.506
070	01053-60612	BOLT	4				0.006	0.0132
080	01173-61004	BOLT	2				0	0
090	04013-60100	WASHER,PLAIN	4				0.004	0.0088
100	02118-60100	NUT	2				0.006	0.0132
110	04512-60100	WASHER,SPRING	2				0.002	0.0044
120	68301-96060	LEVER	1				0.14	0.308
130	68301-96070	TUBE	1	<=11636			0	0
130	68301-96073	TUBE	1	>=11637	←		0.009	0.0198
140	02052-60140	NUT	1				0.018	0.0396
145	68301-96110	CAP	1				0.005	0.011
150	68499-82670	GRIP LH	1				0.14	0.308
160	02172-60120	NUT	1				0.008	0.0176
170	68191-96270	BELLOWS	1				0.2	0.44
180	68311-65350	BELLOWS	1				0.21	0.462

PILOT VALVE (COMPONENT PARTS)



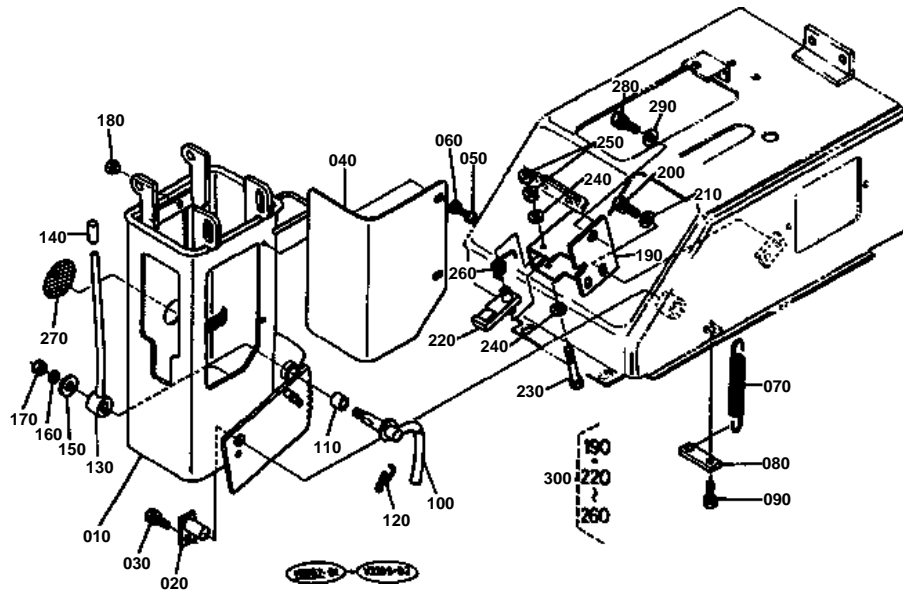


PILOT VALVE (COMPONENT PARTS)

↔ Interchangeable; ≠ not interchangeable; ← new for old; → old for new

REF.No	Part No.	Description	Q'ty	S.No.	I/C	REMARKS	Weight (kgf)	Weight (lb)
010	68301-96160	ASSY VALVE,PILOT	2				4.4	9.68
020	68499-85810	CASING	2				2.78	6.116
030	68499-85820	PLATE,PORT	2				0.73	1.606
040	68499-85830	WASHER,SEAL	4				0.001	0.0022
050	04811-10900	O RING	2				0.002	0.0044
060	01311-10830	BOLT,HEX-SOC-HD	4				0.015	0.033
070	05411-00510	PIN,SPRING	2				0.001	0.0022
080	68499-85840	BUSH	2				0.05	0.11
090	68499-85850	PLATE	2				0.17	0.374
100	68499-85860	SPOOL	8				0.02	0.044
110	68499-85870	PLUG	8				0.05	0.11
120	68499-85880	ROD,PUSH	8				0.02	0.044
130	68499-85890	SEAL	8				0.001	0.0022
140	04810-00200	O RING	8				0.001	0.0022
150	68499-85900	WASHER 1	16				0.001	0.0022
160	68499-85910	SEAT,SPRING	4				0.02	0.044
170	68191-97110	SEAT,SPRING	4				0.018	0.0396
180	68499-85920	WASHER 2	8				0.001	0.0022
190	68301-97120	SPRING	4				0.011	0.0242
200	68301-97130	SPRING	4				0.014	0.0308
210	68191-97140	SPRING	4				0.002	0.0044
220	68191-97150	SPRING	4				0.002	0.0044
230	68191-97160	JOINT	2				0.1	0.22
240	68191-97170	PLATE,	2				0.15	0.33
250	68499-85970	NUT,ADJUSTING	2				0.06	0.132

CONTROL LEVER (BOX RH)



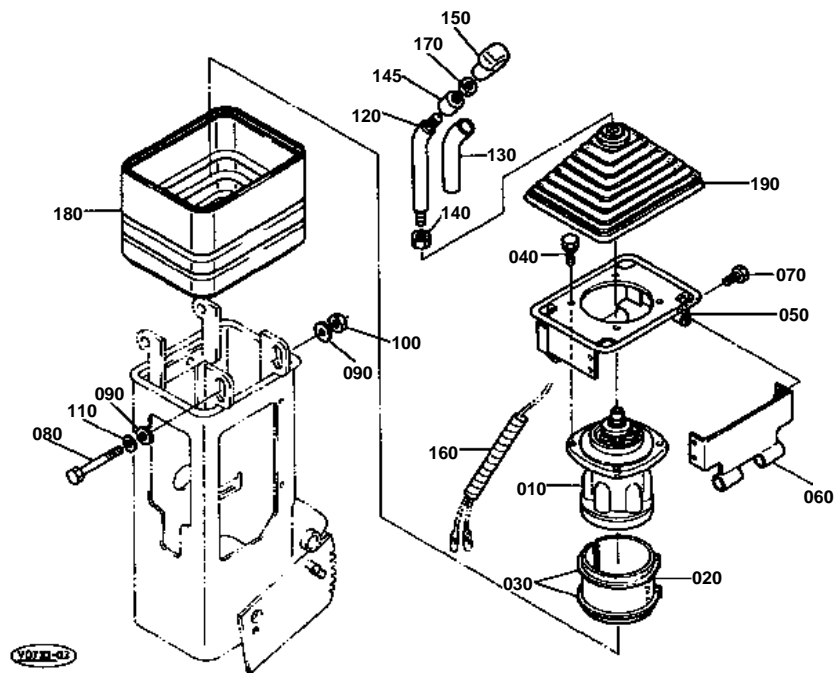


CONTROL LEVER (BOX RH)

↔ Interchangeable; ≠ not interchangeable; ← new for old; → old for new

REF.No	Part No.	Description	Q'ty	S.No.	I/C	REMARKS	Weight (kgf)	Weight (lb)
010	68311-96250	BOX RH	1				4.02	8.844
020	68311-44240	PIN	2				0.07	0.154
030	01123-60816	BOLT	2				0.01	0.022
040	68311-44440	COVER,RH	1				0.42	0.924
050	03004-60612	SCREW,WITH WASHER	2				0.005	0.011
060	04013-60060	WASHER,PLAIN	2				0.001	0.0022
070	68311-96170	SPRING	1				0.07	0.154
080	68311-44330	STOPPER	1				0.04	0.088
090	01123-60820	BOLT	1				0.015	0.033
100	68311-44422	LEVER,TILT RH	1				0.19	0.418
110	08511-01420	BUSH	1				0.007	0.0154
120	68311-44270	SPRING	1				0.01	0.022
130	68311-44280	LEVER,TILT	1				0.18	0.396
140	68311-44290	CAP	1				0.01	0.022
150	04013-60100	WASHER,PLAIN	1				0.004	0.0088
160	04512-60100	WASHER,SPRING	1				0.002	0.0044
170	02118-60100	NUT	1				0.006	0.0132
180	90545-11340	PLUG	2				0.002	0.0044
190	68311-44343	BRACKET,RH	1				0.6	1.32
200	01133-61016	BOLT	2				0.018	0.0396
210	04013-60100	WASHER,PLAIN	2				0.004	0.0088
220	68311-44320	LEVER,LOCK	1				0.11	0.242
230	68311-44380	BOLT	1				0.03	0.066
240	04013-60080	WASHER,PLAIN	2				0.002	0.0044
250	02114-60080	NUT	2				0.002	0.0044
260	68311-44430	SPRING	1				0.005	0.011
270	68311-57810	LABEL	1				0.002	0.0044
280	01133-61016	BOLT	1				0.018	0.0396
290	04015-60100	WASHER,PLAIN	1				0.015	0.033
300	68311-44400	ASSY BRACKET,RH	1				0.75	1.65

CONTROL LEVER (LEVER RH)



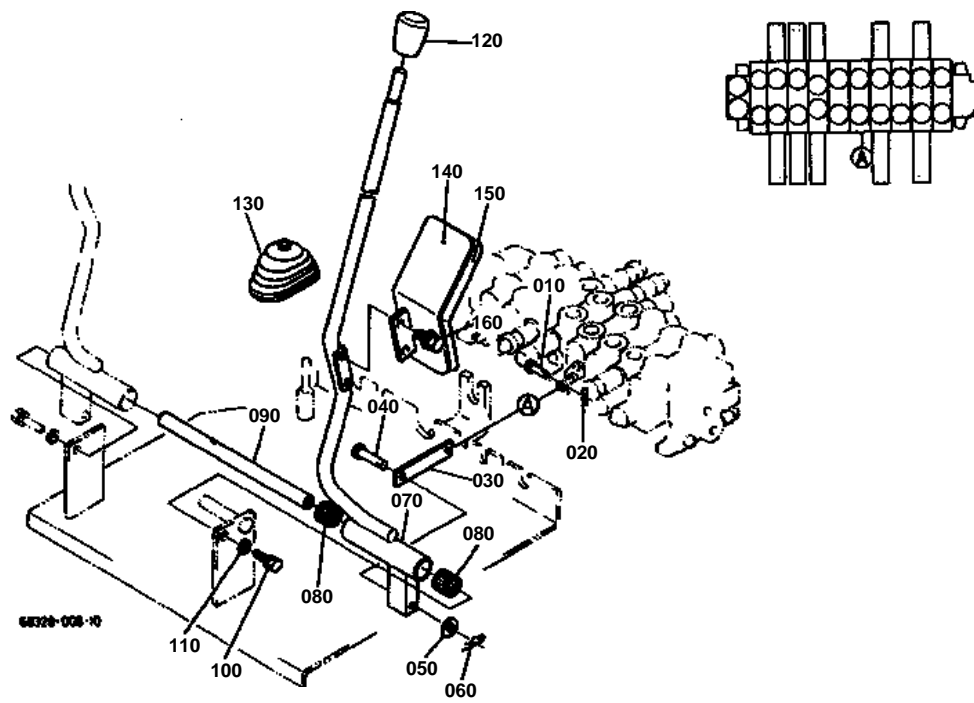


CONTROL LEVER (LEVER RH)

↔ Interchangeable; ≠ not interchangeable; ← new for old; → old for new

REF.No	Part No.	Description	Q'ty	S.No.	I/C	REMARKS	Weight (kgf)	Weight (lb)
010	68301-96160	ASSY VALVE,PILOT	1				4.4	9.68
020	68499-84612	PLATE,PARTITION	1				0.02	0.044
030	71585-11190	BAND,INLET PIPE	2				0.002	0.0044
040	01123-60820	BOLT	4				0.015	0.033
050	68191-96260	BRACKET	1				0.75	1.65
060	68191-96330	BRACKET	1				0.23	0.506
070	01053-60612	BOLT	4				0.006	0.0132
080	01173-61004	BOLT	2				0	0
090	04013-60100	WASHER,PLAIN	4				0.004	0.0088
100	02118-60100	NUT	2				0.006	0.0132
110	04512-60100	WASHER,SPRING	2				0.002	0.0044
120	68301-96060	LEVER	1				0.14	0.308
130	68301-96070	TUBE	1	<=11636			0	0
130	68301-96073	TUBE	1	>=11637	←		0.009	0.0198
140	02052-60140	NUT	1				0.018	0.0396
145	68301-96110	CAP	1				0.005	0.011
150	68499-82680	GRIP RH	1	<=11347			0	0
150	68499-82682	GRIP RH	1	>=11348	←		0.15	0.33
160	68271-65940	TUBE,VINYL	1				0.001	0.0022
170	02172-60120	NUT	1				0.008	0.0176
180	68191-96270	BELLOWS	1				0.2	0.44
190	68311-65350	BELLOWS	1				0.21	0.462

CONTROL LEVER (TRAVEL LH)



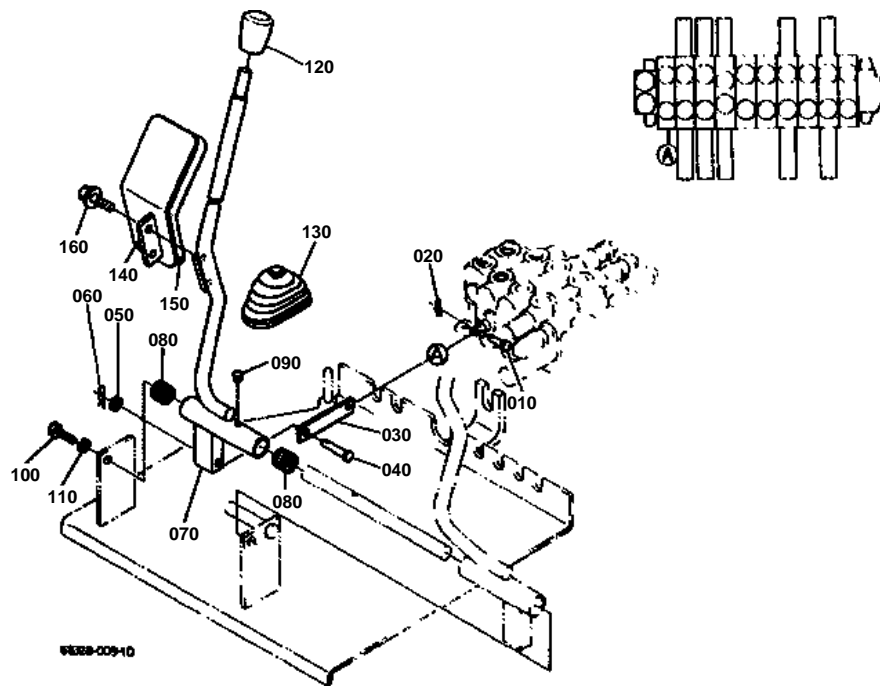


CONTROL LEVER (TRAVEL LH)

↔ Interchangeable; ≠ not interchangeable; ← new for old; → old for new

REF.No	Part No.	Description	Q'ty	S.No.	I/C	REMARKS	Weight (kgf)	Weight (lb)
010	68021-32790	PIN	1				0.004	0.0088
020	05525-50500	PIN,SNAP	1				0	0
030	68311-65520	PLATE	1				0.054	0.1188
040	05112-51045	PIN,JOINT	1				0.029	0.0638
050	04013-60100	WASHER,PLAIN	1				0.004	0.0088
060	05525-51000	PIN,SNAP	1				0	0
070	68328-65570	LEVER,TRAVEL LH	1				1.8	3.96
080	68741-65360	BEARING,NEEDLE	2				0.02	0.044
090	68391-65550	PIN	1				0.5	1.1
100	01176-61025	BOLT	1				0.02	0.044
110	04512-60100	WASHER,SPRING	1				0.002	0.0044
120	59470-17850	GRIP	1				0.062	0.1364
130	68161-65162	RUBBER,BELLOWS	1				0.062	0.1364
140	68328-65610	PEDAL,DRIVE LH	1				0.75	1.65
150	68311-92192	STOPPER	1				0.02	0.044
160	01125-60820	BOLT	2				0.015	0.033

CONTROL LEVER (TRAVEL RH)



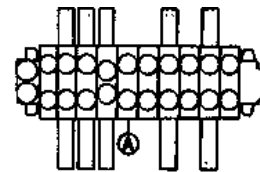
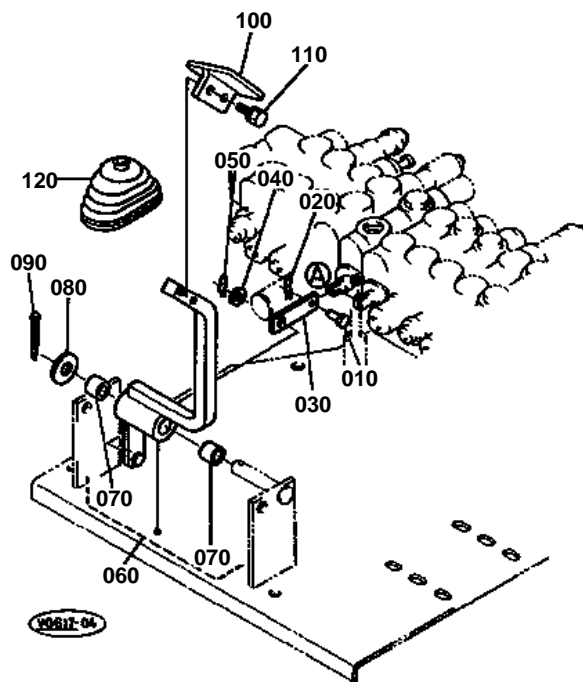


CONTROL LEVER (TRAVEL RH)

↔ Interchangeable; ≠ not interchangeable; ← new for old; → old for new

REF.No	Part No.	Description	Q'ty	S.No.	I/C	REMARKS	Weight (kgf)	Weight (lb)
010	68021-32790	PIN	1				0.004	0.0088
020	05525-50500	PIN,SNAP	1				0	0
030	68311-65520	PLATE	1				0.054	0.1188
040	05112-51045	PIN,JOINT	1				0.029	0.0638
050	04013-60100	WASHER,PLAIN	1				0.004	0.0088
060	05525-51000	PIN,SNAP	1				0	0
070	68328-65580	LEVER,TRAVEL RH	1				1.2	2.64
080	68741-65360	BEARING,NEEDLE	2				0.02	0.044
090	68741-65430	CAP	1				0.001	0.0022
100	01176-61025	BOLT	1				0.02	0.044
110	04512-60100	WASHER,SPRING	1				0.002	0.0044
120	59470-17850	GRIP	1				0.062	0.1364
130	68161-65162	RUBBER,BELLOWS	1				0.062	0.1364
140	68328-65620	PEDAL,DRIVE RH	1				0.75	1.65
150	68311-92192	STOPPER	1				0.02	0.044
160	01125-60820	BOLT	2				0.015	0.033

CONTROL TRAVEL PEDAL



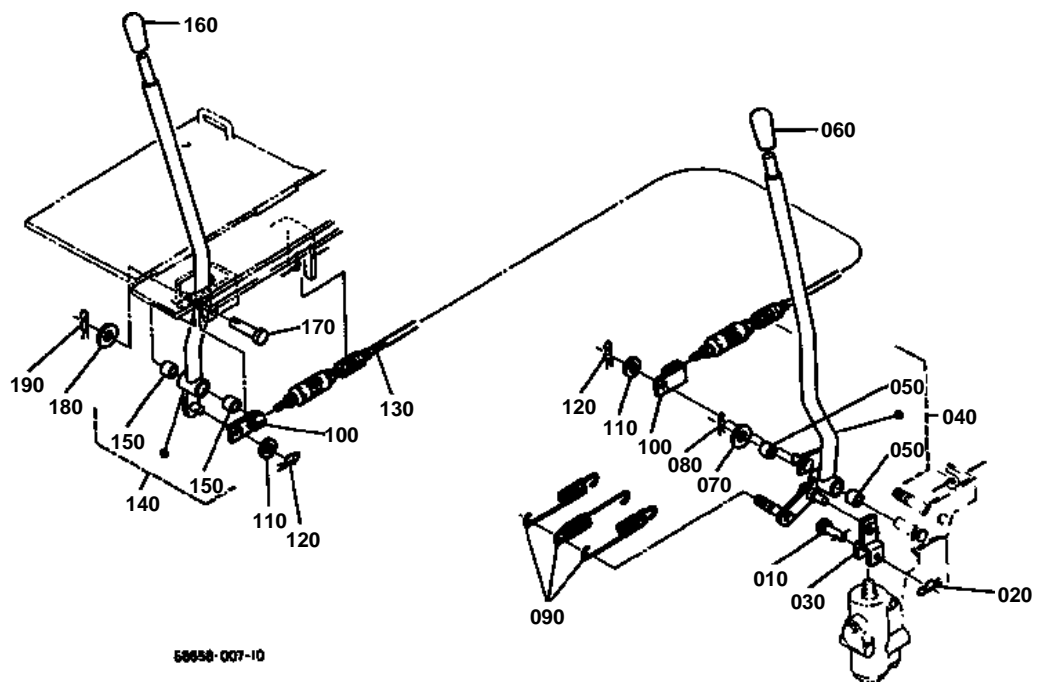


CONTROL TRAVEL PEDAL

↔ Interchangeable; ≠ not interchangeable; ← new for old; → old for new

REF.No	Part No.	Description	Q'ty	S.No.	I/C	REMARKS	Weight (kgf)	Weight (lb)
010	68021-32790	PIN	1				0.004	0.0088
020	05525-50500	PIN,SNAP	1				0	0
030	68651-65520	PLATE	1				0.03	0.066
040	04013-60100	WASHER,PLAIN	1				0.004	0.0088
050	05525-51000	PIN,SNAP	1				0	0
060	68658-65500	ASSY LEVER	1				1.2	2.64
070	08511-01615	BUSH	2				0.01	0.022
080	04013-60160	WASHER,PLAIN	1				0.01	0.022
090	05511-50425	PIN,SPLIT	1				0.003	0.0066
100	68658-65590	PEDAL	1				0	0
110	01123-60825	BOLT	2				0.012	0.0264
120	68161-65162	RUBBER,BELLOWS	1				0.062	0.1364

CONTROL LEVER (SAFETY LOCK LEVER)

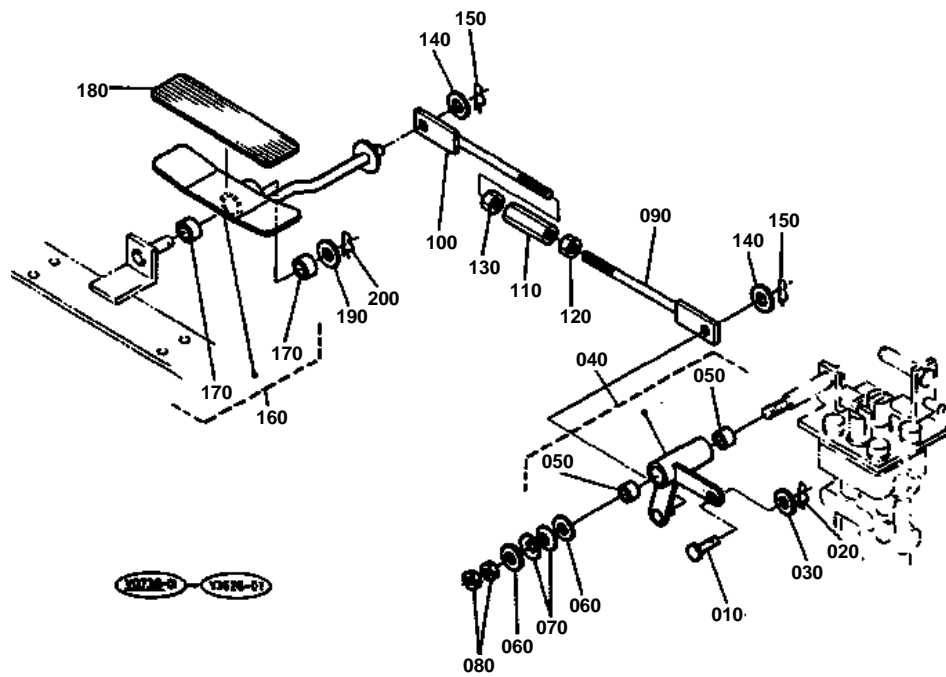


**CONTROL LEVER (SAFETY LOCK LEVER)**

↔ Interchangeable; ≠ not interchangeable; ← new for old; → old for new

REF.No	Part No.	Description	Q'ty	S.No.	I/C	REMARKS	Weight (kgf)	Weight (lb)
010	68161-65362	PIN,JOINT	1				0.001	0.0022
020	05525-50500	PIN,SNAP	1				0	0
030	68318-65850	LINK	1	≤11412			0.04	0.088
030	68151-65970	LINK	1	≥11413	↔		0.05	0.11
040	68318-65700	ASSY LEVER,LOCK LH	1				0.71	1.562
050	08511-01210	BUSH	2				0.005	0.011
060	37300-24560	GRIP,LEVER	1				0.02	0.044
070	04013-60120	WASHER,PLAIN	1				0.01	0.022
080	05525-51200	PIN,SNAP	1				0.003	0.0066
090	68318-65870	SPRING	3				0.04	0.088
100	68151-65750	ADAPTER	2			CANOPY TYPE	0.04	0.088
110	04013-60100	WASHER,PLAIN	2			CANOPY TYPE	0.004	0.0088
120	05525-51000	PIN,SNAP	2			CANOPY TYPE	0	0
130	68328-65130	CABLE	1			CANOPY TYPE	0.86	1.892
140	68658-65800	ASSY LEVER,LOCK RH	1			CANOPY TYPE	0.5	1.1
150	08511-01210	BUSH	2			CANOPY TYPE	0.005	0.011
160	37300-24560	GRIP,LEVER	1			CANOPY TYPE	0.02	0.044
170	05122-51250	PIN,JOINT	1			CANOPY TYPE	0.05	0.11
180	04013-60120	WASHER,PLAIN	1			CANOPY TYPE	0.01	0.022
190	05525-51200	PIN,SNAP	1			CANOPY TYPE	0.003	0.0066

CONTROL PEDAL (SWIVEL/SWING CHANGE)



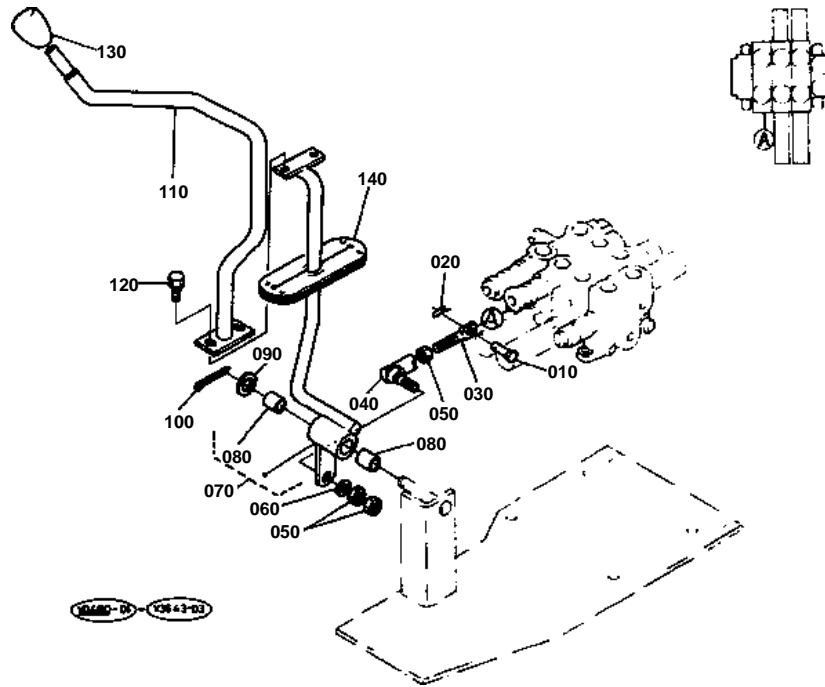


CONTROL PEDAL (SWIVEL/SWING CHANGE)

↔ Interchangeable; ≠ not interchangeable; ← new for old; → old for new

REF.No	Part No.	Description	Q'ty	S.No.	I/C	REMARKS	Weight (kgf)	Weight (lb)
010	68191-65610	PIN,JOINT	1				0.001	0.0022
020	05525-50500	PIN,SNAP	1				0	0
030	04012-50050	WASHER,PLAIN	4				0.001	0.0022
040	68311-96900	ASSY LEVER	1				0.02	0.044
050	08511-01215	BUSH	2				0.005	0.011
060	04013-60100	WASHER,PLAIN	2				0.004	0.0088
070	68721-65740	SPRING,PLATE	2				0.002	0.0044
080	02118-60100	NUT	2				0.006	0.0132
090	68301-96080	ROD	1				0.1	0.22
100	68301-96090	ROD (L)	1				0.1	0.22
110	32350-28980	TURNBUCKLE	1				0.124	0.2728
120	02118-60100	NUT	1				0.006	0.0132
130	68011-32680	NUT,LOCK	1				0.006	0.0132
140	04013-60100	WASHER,PLAIN	2				0.004	0.0088
150	05525-51000	PIN,SNAP	2				0	0
160	68311-96600	ASSY PEDAL,CHANGE	1				0.45	0.99
170	08511-01410	BUSH	2				0.005	0.011
180	68311-65730	STOPPER	1				0.03	0.066
190	04013-50140	WASHER,PLAIN	1				0	0
200	05525-51400	PIN,SNAP	1				0.005	0.011

CONTROL LEVER (BLADE)



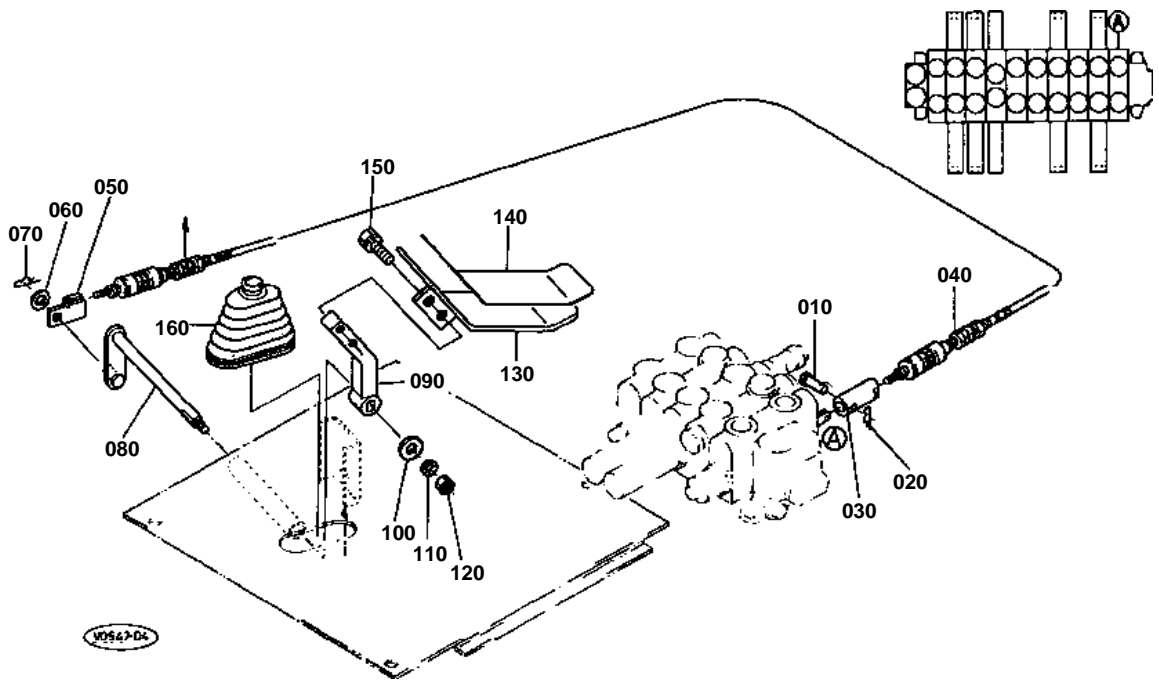


CONTROL LEVER (BLADE)

↔ Interchangeable; ≠ not interchangeable; ← new for old; → old for new

REF.No	Part No.	Description	Q'ty	S.No.	I/C	REMARKS	Weight (kgf)	Weight (lb)
010	68021-32790	PIN	1				0.004	0.0088
020	05525-50500	PIN,SNAP	1				0	0
030	68711-65310	ROD,CONTROL	1				0.025	0.055
040	68221-34330	END,ROD RH	1				0.1	0.22
050	02118-60100	NUT	3				0.006	0.0132
060	04512-60100	WASHER,SPRING	1				0.002	0.0044
070	68391-65760	ASSY LEVER,DOZER	1				1	2.2
080	08511-01615	BUSH	2				0.01	0.022
090	04011-50160	WASHER,PLAIN	1				0	0
100	05511-50425	PIN,SPLIT	1				0.003	0.0066
110	68318-65790	LEVER,DOZER	1	<=11145			0.54	1.188
110	68318-65792	LEVER,DOZER	1	>=11146	≠		0.5	1.1
120	01123-60816	BOLT	2				0.01	0.022
130	59470-17850	GRIP	1				0.062	0.1364
140	68311-65810	GROMMET	1				0.03	0.066

CONTROL LEVER (S/P)



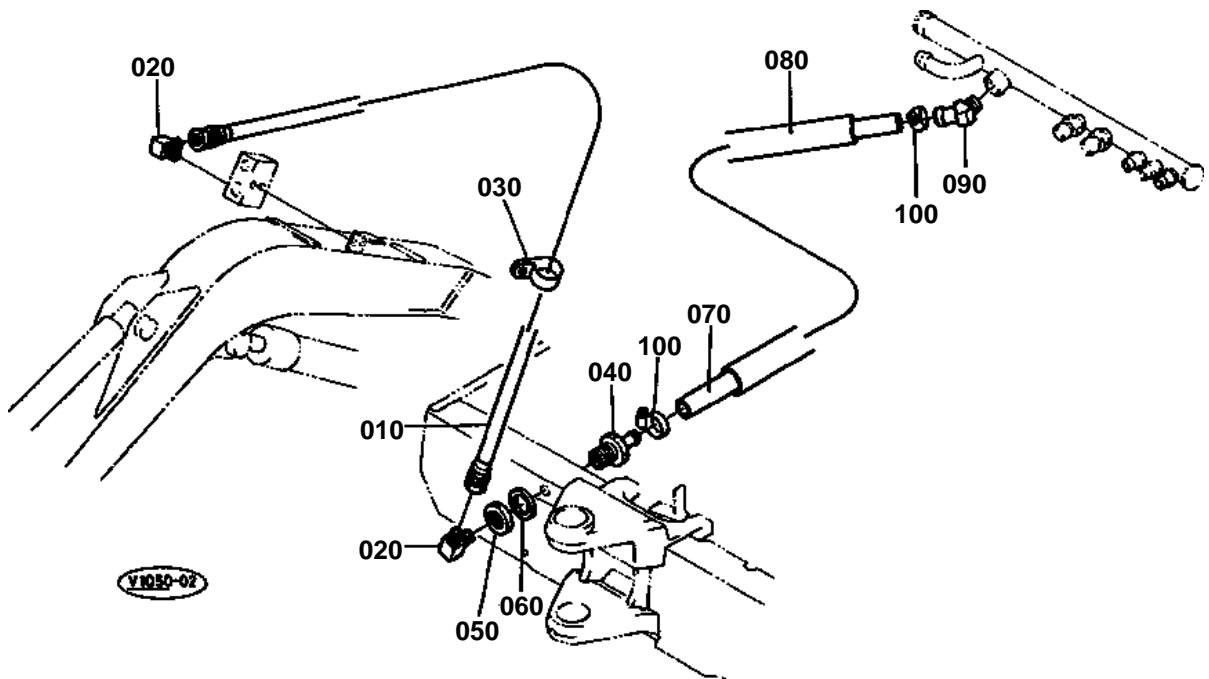


CONTROL LEVER (S/P)

↔ Interchangeable; ≠ not interchangeable; ← new for old; → old for new

REF.No	Part No.	Description	Q'ty	S.No.	I/C	REMARKS	Weight (kgf)	Weight (lb)
010	68161-65362	PIN,JOINT	1				0.001	0.0022
020	05525-50500	PIN,SNAP	1				0	0
030	68311-65212	ADAPTER	1				0.11	0.242
040	68311-65560	CABLE	1				0.9	1.98
050	68151-65750	ADAPTER	1				0.04	0.088
060	04013-60100	WASHER,PLAIN	1				0.004	0.0088
070	05525-51000	PIN,SNAP	1				0	0
080	68311-92150	LEVER	1				0.27	0.594
090	68318-92160	LEVER	1				0.3	0.66
100	04013-60080	WASHER,PLAIN	1				0.002	0.0044
110	04512-60080	WASHER,SPRING	1				0.002	0.0044
120	02114-60080	NUT	1				0.002	0.0044
130	68318-92180	PEDAL	1				0.6	1.32
140	68311-92170	STOPPER	1				0.015	0.033
150	01123-60820	BOLT	2				0.015	0.033
160	68161-65162	RUBBER,BELLOWS	1				0.062	0.1364

OIL PIPING (THIRD LINE)



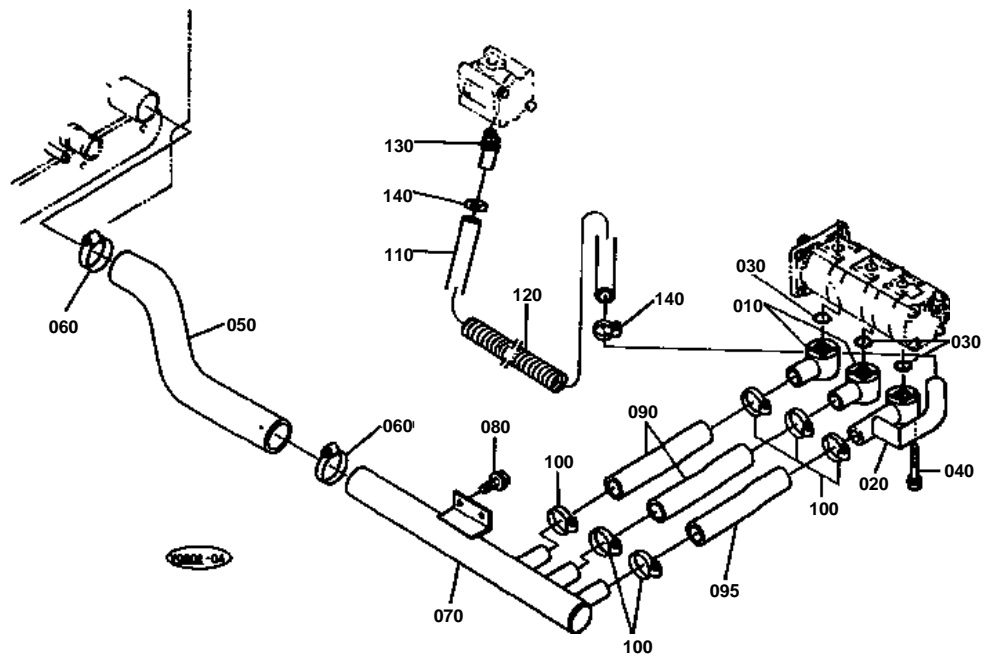


OIL PIPING (THIRD LINE)

↔ Interchangeable; ≠ not interchangeable; ← new for old; → old for new

REF.No	Part No.	Description	Q'ty	S.No.	I/C	REMARKS	Weight (kgf)	Weight (lb)
010	68398-93610	HOSE	1				0.6	1.32
020	68841-64130	ADAPTER	2				0.15	0.33
030	90038-11170	CLAMP	1				0.025	0.055
040	68311-93680	ADAPTER	1				0.18	0.396
050	68311-93690	NUT	1				0.05	0.11
060	04011-50280	WASHER,PLAIN	1				0	0
070	69251-63380	HOSE	1				0.3	0.66
080	68191-93630	TUBE	1				0.25	0.55
090	68651-93670	JOINT(T/-)	1				0.1	0.22
100	68311-72810	HOSE,CLAMP(-)	2				0.02	0.044

OIL PIPING (SUCTION)

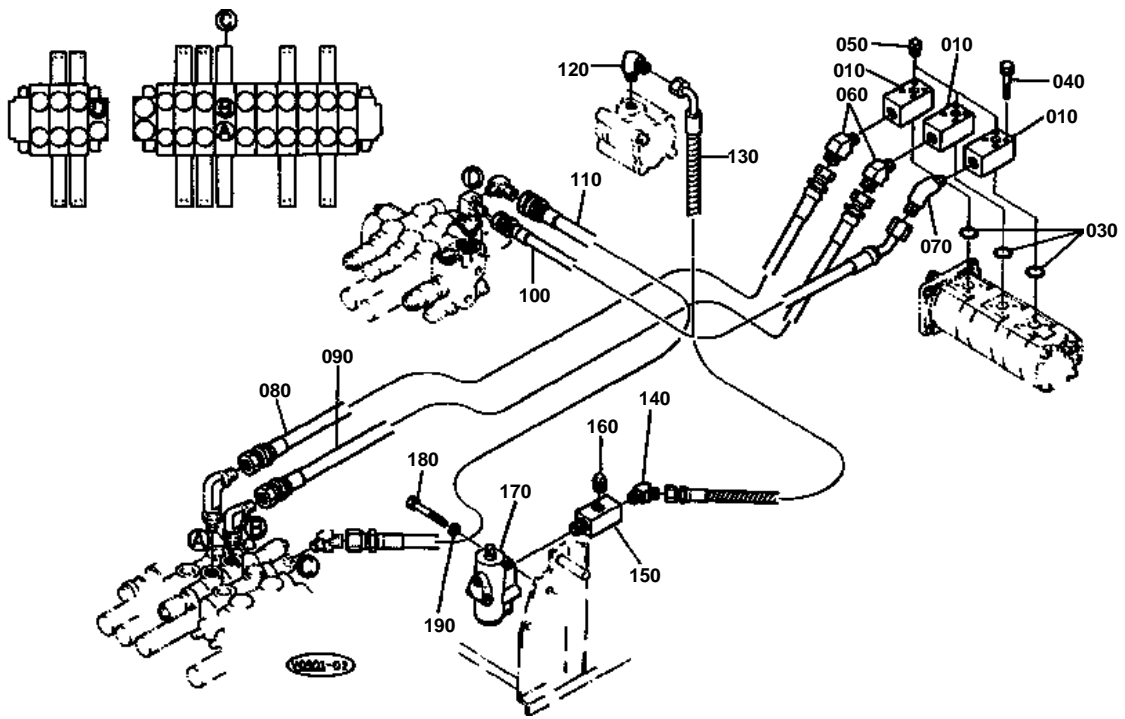


**OIL PIPING (SUCTION)**

↔ Interchangeable; ≠ not interchangeable; ← new for old; → old for new

REF.No	Part No.	Description	Q'ty	S.No.	I/C	REMARKS	Weight (kgf)	Weight (lb)
010	68391-63140	FLANGE,SUCTION	2				0.78	1.716
020	68651-96410	FLANGE,SUCTION	1	≤11313			0.86	1.892
020	68651-96412	FLANGE,SUCTION	1	≥11314	≠		1.294	2.8468
030	04811-10240	O RING	3				0.001	0.0022
040	01023-60655	BOLT	12				0.013	0.0286
050	68651-63110	HOSE,SUCTION	1				1.2	2.64
060	36919-04590	CLIP,HOSE	4	≤11366			0.05	0.11
060	36919-04590	CLIP,HOSE	2	≥11367			0.05	0.11
070	68651-63120	PIPE,SUCTION	1				4.5	9.9
080	01135-61025	BOLT	2				0.04	0.088
090	68651-63130	HOSE,SUCTION	2				0.33	0.726
095	68651-63130	HOSE,SUCTION	1	≤11313			0.33	0.726
095	68651-96440	HOSE,SUCTION	1	≥11314	≠		0.25	0.55
100	68311-72830	HOSE,CLAMP(-)	12	≤11366			0.03	0.066
100	68311-72830	HOSE,CLAMP(-)	6	≥11367			0.03	0.066
110	68651-96420	HOSE,SUCTION	1	≤11313			0.535	1.177
110	68651-96422	HOSE,SUCTION	1	≥11314	≠		0.715	1.573
120	68311-96430	TUBE,SPIRAL	1				0.05	0.11
130	69254-63170	JOINT,SUCTION PIPE	1	≤11313			0.15	0.33
130	68651-96430	JOINT,SUCTION PIPE	1	≥11314	≠		0.27	0.594
140	68311-72830	HOSE,CLAMP(-)	4	≤11366			0.03	0.066
140	68311-72830	HOSE,CLAMP(-)	2	≥11367			0.03	0.066

OIL PIPING (DELIVERY)



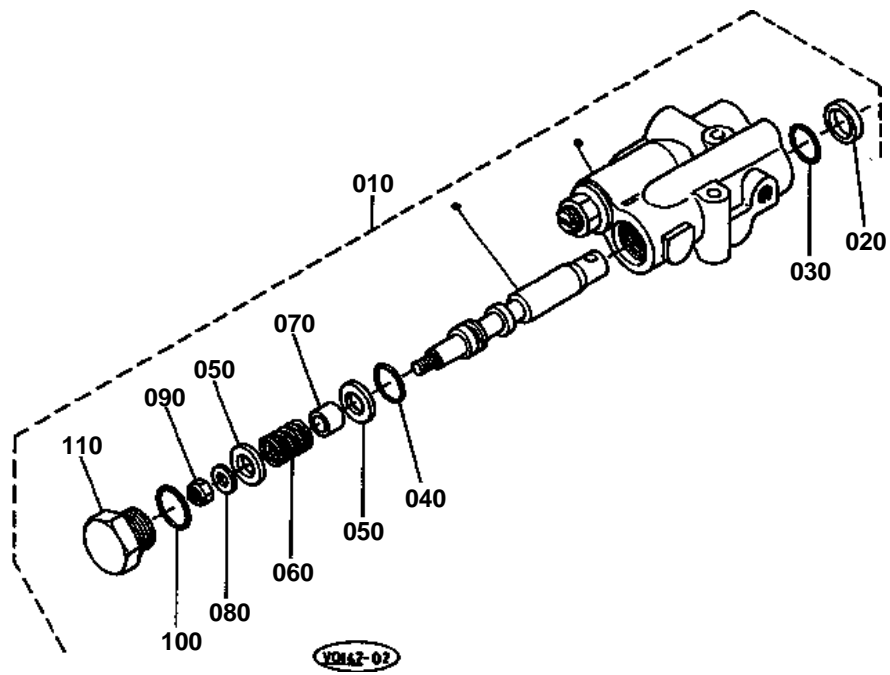


OIL PIPING (DELIVERY)

↔ Interchangeable; ≠ not interchangeable; ← new for old; → old for new

REF.No	Part No.	Description	Q'ty	S.No.	I/C	REMARKS	Weight (kgf)	Weight (lb)
010	68741-63290	FLANGE	3				0.57	1.254
020	99999-99999	BLANK	0				0	0
030	04810-00200	O RING	3				0.001	0.0022
040	01023-60650	BOLT	12				0.015	0.033
050	06312-10030	PLUG	3				0.029	0.0638
060	68131-61750	ELBOW	2				0.11	0.242
070	68191-92560	ADAPTER	1				0.1	0.22
080	68651-63233	HOSE	1				1.4	3.08
090	68651-63243	HOSE	1				0.4	0.88
100	68651-63250	HOSE	1				0.94	2.068
110	68311-96750	HOSE	1				0.22	0.484
120	68499-83710	ADAPTER	1				0.08	0.176
130	68651-96760	HOSE	1				0.7	1.54
140	68499-83720	ADAPTER	1				0.06	0.132
150	68311-96310	JOINT,PIPE	1				0.22	0.484
160	06312-10030	PLUG	1				0.029	0.0638
170	68499-82222	VALVE,UNLOAD	1				1.24	2.728
180	01053-60645	BOLT	2				0.01	0.022
190	04512-60060	WASHER,SPRING	2				0.001	0.0022

OIL PIPING (UNLOAD VALVE) (COMPONENT PARTS)



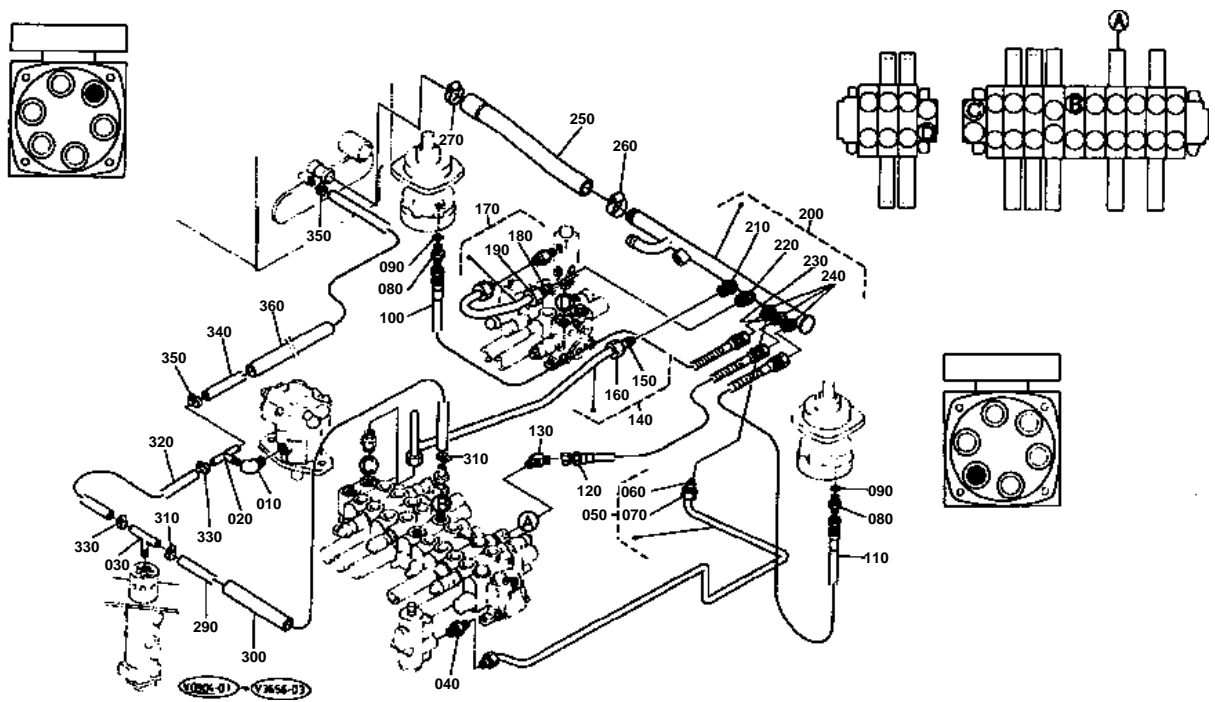


OIL PIPING (UNLOAD VALVE) (COMPONENT PARTS)

↔ Interchangeable; ≠ not interchangeable; ← new for old; → old for new

REF.No	Part No.	Description	Q'ty	S.No.	I/C	REMARKS	Weight (kgf)	Weight (lb)
010	68499-82222	VALVE,UNLOAD	1				1.24	2.728
020	68499-85710	SCRAPER	1				0.001	0.0022
030	04810-00140	O RING	1	≤10933			0.001	0.0022
030	04811-00140	O RING	1	≥10934	←		0.001	0.0022
040	04811-06100	O RING	1				0.001	0.0022
050	68499-85720	WASHER	2				0.001	0.0022
060	68499-85730	SPRING,RETURN	1				0.01	0.022
070	68499-85740	COLLAR	1				0.01	0.022
080	04013-50060	WASHER,PLAIN	1				0	0
090	68499-85750	NUT,LOCK	1				0.001	0.0022
100	04811-00200	O RING	1				0.001	0.0022
110	68499-85760	PLUG	1				0.055	0.121

OIL PIPING (RETURN)

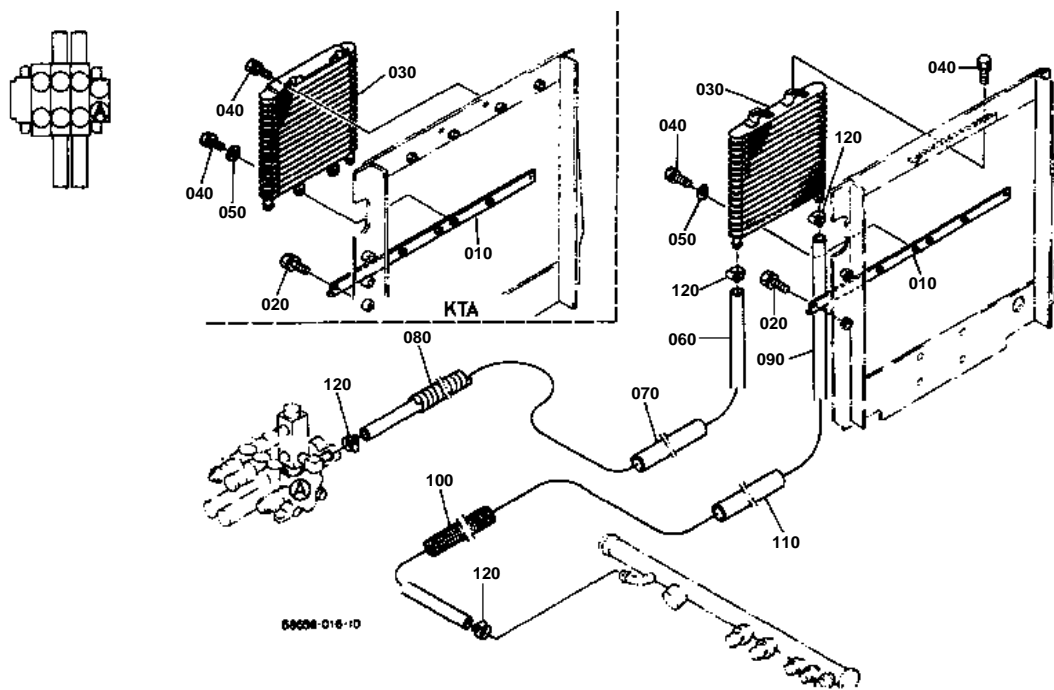


**OIL PIPING (RETURN)**

↔ Interchangeable; ≠ not interchangeable; ← new for old; → old for new

REF.No	Part No.	Description	Q'ty	S.No.	I/C	REMARKS	Weight (kgf)	Weight (lb)
010	68171-68710	ADAPTER	1				0.063	0.1386
020	68111-63720	TEE,ADAPTER	1				0.08	0.176
030	68111-63720	TEE,ADAPTER	1				0.08	0.176
040	68721-68490	BODY	1				0	0
050	68651-96610	PIPE,HYDRAULIC	1				0.515	1.133
060	68741-68480	SLEEVE	2				0.003	0.0066
070	68741-68460	NUT	2				0.024	0.0528
080	68499-83730	ADAPTER	2				0	0
090	04811-00110	O RING	2				0.001	0.0022
100	68621-96790	HOSE	1				0.18	0.396
110	68621-96810	HOSE	1				0.23	0.506
120	68621-96760	HOSE	1				0.18	0.396
130	68221-68770	ADAPTER	1				0	0
140	68651-63320	PIPE,HYDRAULIC	1				0.79	1.738
150	68773-68340	SLEEVE	2				0.006	0.0132
160	68773-68330	NUT	2				0.07	0.154
170	68651-96770	PIPE,HYDRAULIC	1				0.31	0.682
180	68741-68490	SLEEVE	2				0.005	0.011
190	68741-68470	NUT	2				0.059	0.1298
200	68661-96592	PIPE,RETURN	1				1.5	3.3
210	68741-68440	BODY	1				0.08	0.176
220	68773-68360	BODY	1				0	0
230	68741-68410	BODY	1				0	0
240	68221-68770	ADAPTER	3				0	0
250	68651-63350	HOSE,RETURN	1				0.37	0.814
260	68311-72830	HOSE,CLAMP(-)	2		<=11366		0.03	0.066
260	68311-72830	HOSE,CLAMP(-)	1		>=11367		0.03	0.066
270	68311-72830	HOSE,CLAMP(-)	2		<=11366		0.03	0.066
270	68311-72830	HOSE,CLAMP(-)	1		>=11367		0.03	0.066
280	99999-99999	BLANK	0				0	0
290	68661-63410	TUBE,RETURN	1				0.015	0.033
300	68651-63440	TUBE	1				0.08	0.176
310	68311-72810	HOSE,CLAMP(-)	2				0.02	0.044
320	68321-63420	TUBE,RETURN	1				0.15	0.33
330	68311-72810	HOSE,CLAMP(-)	2				0.02	0.044
340	68321-63430	TUBE,RETURN	1				0.07	0.154
350	68311-72810	HOSE,CLAMP(-)	2				0.02	0.044
360	68391-63450	TUBE	1				0.07	0.154

OIL PIPING (OIL COOLER)



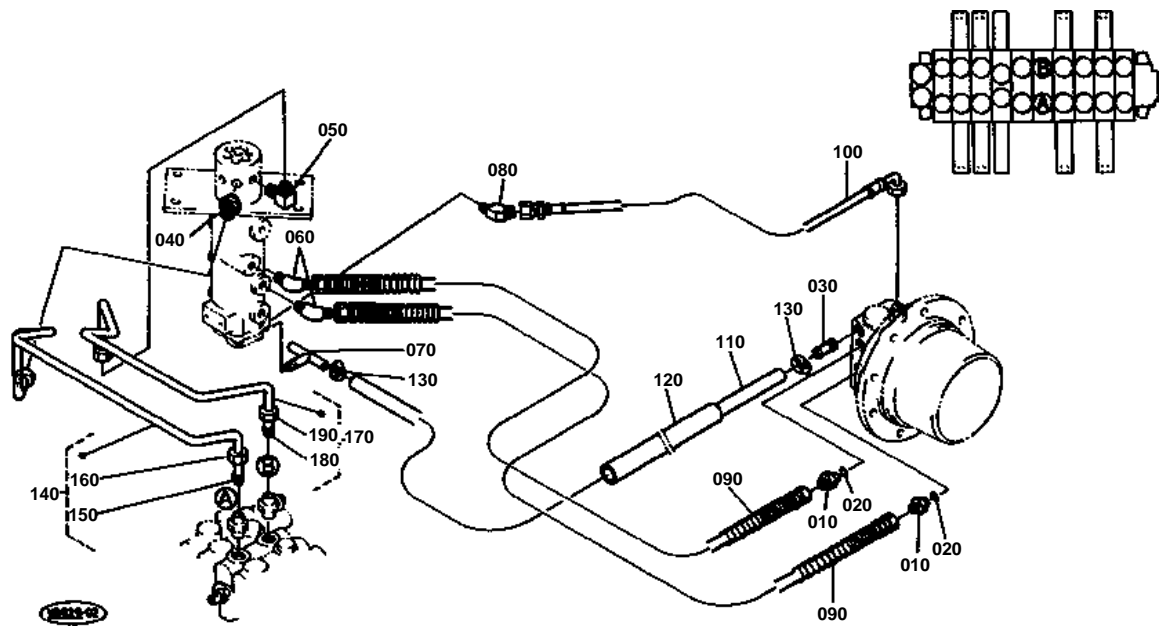


OIL PIPING (OIL COOLER)

↔ Interchangeable; ≠ not interchangeable; ← new for old; → old for new

REF.No	Part No.	Description	Q'ty	S.No.	I/C	REMARKS	Weight (kgf)	Weight (lb)
010	68651-64150	STAY	1				0.3	0.66
020	01123-60814	BOLT	2				0.008	0.0176
030	68328-64110	COOLER,OIL	1				1.1	2.42
030	69284-64110	COOLER,OIL	1	>=11741		KTA	1.6	3.52
040	01023-60612	BOLT	4				0.008	0.0176
050	04013-60060	WASHER,PLAIN	2				0.001	0.0022
060	68651-63373	HOSE	1				0.44	0.968
070	68651-63470	TUBE	1				0.2	0.44
080	68721-64630	TUBE,SPIRAL	1				0.02	0.044
090	68651-63390	HOSE	1				0.37	0.814
100	68199-46420	TUBE	1				0.02	0.044
110	68651-63480	TUBE	1				0.1	0.22
120	68311-72810	HOSE,CLAMP(-)	4				0.02	0.044

OIL PIPING (TRAVEL LH)

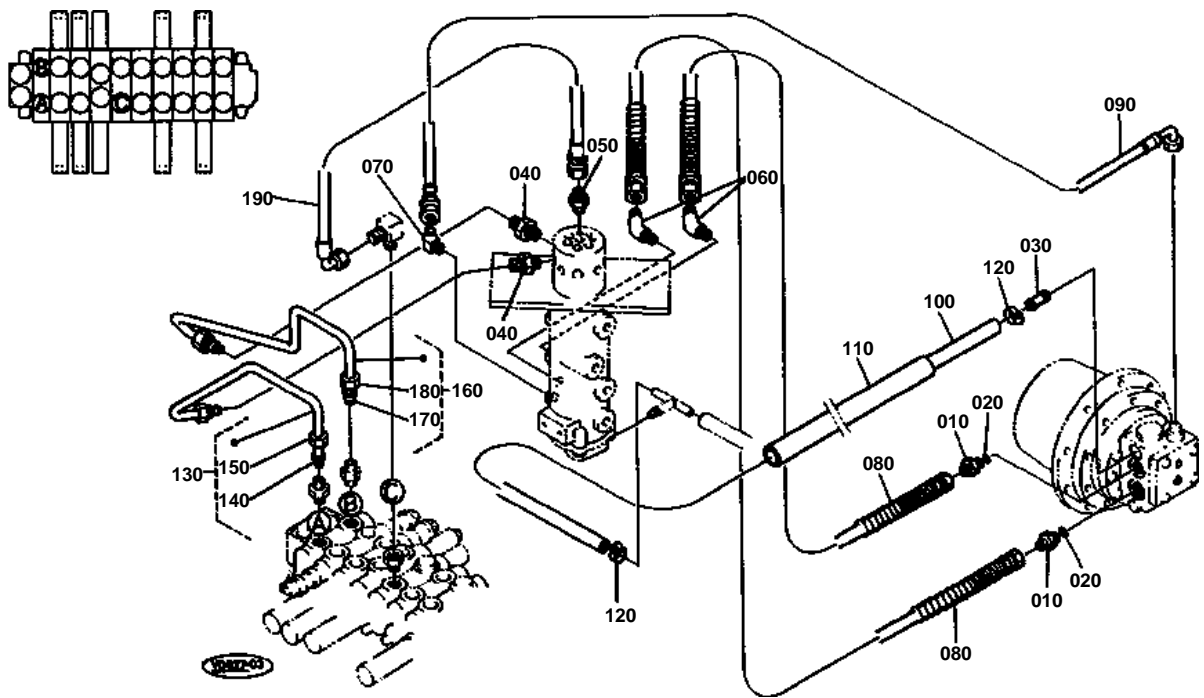


**OIL PIPING (TRAVEL LH)**

↔ Interchangeable; ≠ not interchangeable; ← new for old; → old for new

REF.No	Part No.	Description	Q'ty	S.No.	I/C	REMARKS	Weight (kgf)	Weight (lb)
010	68271-63420	ADAPTER	2				0.075	0.165
020	04810-00180	O RING	2				0.001	0.0022
030	68311-61890	JOINT,PIPE(ST/-)	1				0.02	0.044
040	68741-68410	BODY	1				0	0
050	68131-63170	ELBOW,BODY	1				0	0
060	68651-68240	JOINT,PIPE(LT/F/)	2				0.1	0.22
070	68171-63550	TEE,ADAPTER	1				0.08	0.176
080	68171-76440	ADAPTER	1				0.03	0.066
090	68651-63710	HOSE	2				0.8	1.76
100	68651-63760	HOSE	1				0.46	1.012
110	68651-63720	HOSE	1				0.21	0.462
120	68651-63730	TUBE	1	<=11636			0.15	0.33
120	68391-63730	TUBE	1	>=11637	↔		0	0
120	68311-63730	TUBE	1	>=11890	↔		0.11	0.242
130	68311-72810	HOSE,CLAMP(-)	4				0.02	0.044
140	68651-63840	PIPE,HYDRAULIC	1				0.352	0.7744
150	68741-68480	SLEEVE	2				0.003	0.0066
160	68741-68460	NUT	2				0.024	0.0528
170	68651-63850	PIPE,HYDRAULIC	1				0.328	0.7216
180	68741-68480	SLEEVE	2				0.003	0.0066
190	68741-68460	NUT	2				0.024	0.0528

OIL PIPING (TRAVEL RH)

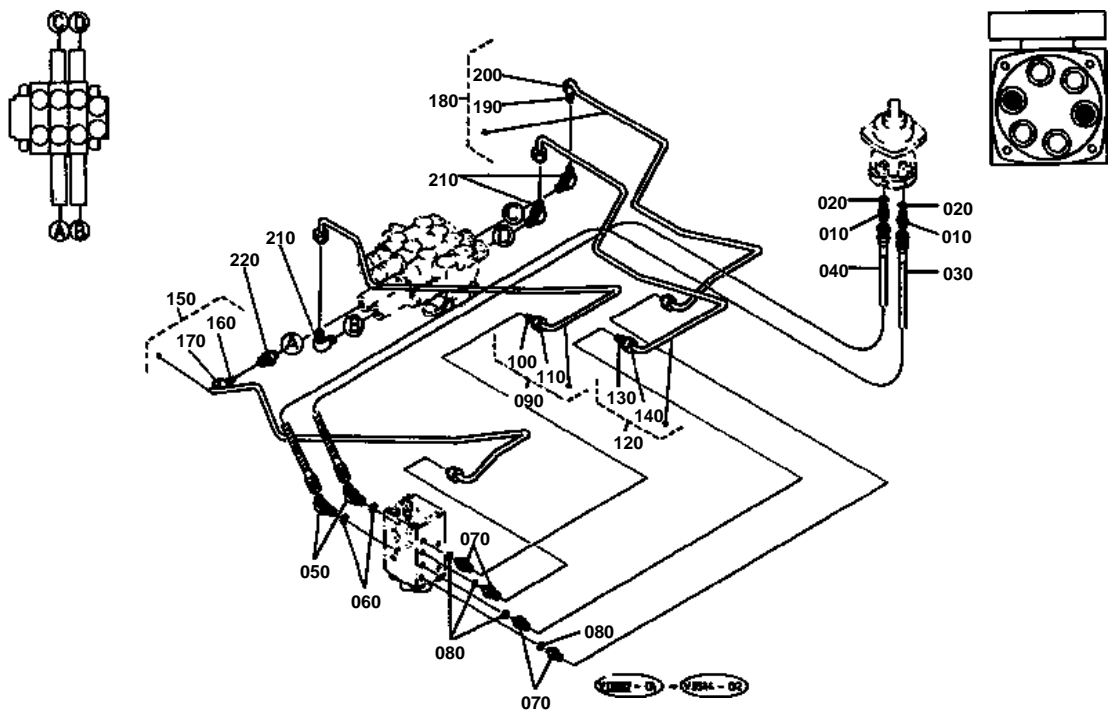


**OIL PIPING (TRAVEL RH)**

↔ Interchangeable; ≠ not interchangeable; ← new for old; → old for new

REF.No	Part No.	Description	Q'ty	S.No.	I/C	REMARKS	Weight (kgf)	Weight (lb)
010	68271-63420	ADAPTER	2				0.075	0.165
020	04810-00180	O RING	2				0.001	0.0022
030	68311-61890	JOINT,PIPE(ST/-)	1				0.02	0.044
040	68741-68410	BODY	2				0	0
050	68551-63410	ADAPTER	1				0.016	0.0352
060	68651-68240	JOINT,PIPE(LT/F/)	2				0.1	0.22
070	68171-76440	ADAPTER	1				0.03	0.066
080	68651-63710	HOSE	2				0.8	1.76
090	68651-63760	HOSE	1				0.46	1.012
100	68651-63720	HOSE	1				0.21	0.462
110	68651-63730	TUBE	1	<=11636			0.15	0.33
110	68391-63730	TUBE	1	>=11637	↔		0	0
110	68311-63730	TUBE	1	>=11890	↔		0.11	0.242
120	68311-72810	HOSE,CLAMP(-)	4				0.02	0.044
130	68391-63860	PIPE,HYDRAULIC	1				0.26	0.572
140	68741-68480	SLEEVE	2				0.003	0.0066
150	68741-68460	NUT	2				0.024	0.0528
160	68391-63870	PIPE,HYDRAULIC	1				0.3	0.66
170	68741-68480	SLEEVE	2				0.003	0.0066
180	68741-68460	NUT	2				0.024	0.0528
190	68651-63890	HOSE	1				0.2	0.44

OIL PIPING (SWIVEL / SWING)



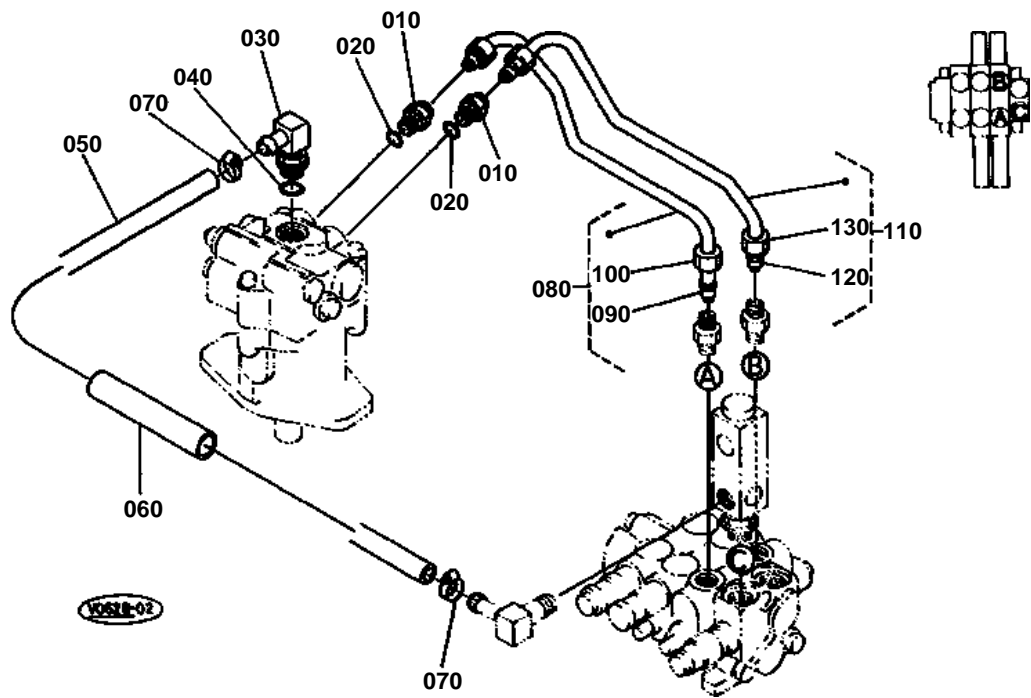


OIL PIPING (SWIVEL / SWING)

↔ Interchangeable; ≠ not interchangeable; ← new for old; → old for new

REF.No	Part No.	Description	Q'ty	S.No.	I/C	REMARKS	Weight (kgf)	Weight (lb)
010	68499-83730	ADAPTER	2				0	0
020	04811-00110	O RING	2				0.001	0.0022
030	68311-96880	HOSE	1				0.18	0.396
040	68311-96890	HOSE	1				0.18	0.396
050	68728-68420	ELBOW,ADAPTER	2				0.05	0.11
060	04811-00110	O RING	2				0.001	0.0022
070	68311-96480	JOINT,PIPE(SF/-)	4				0	0
080	04811-00080	O RING	4				0.001	0.0022
090	68391-96710	PIPE,HYDRAULIC	1				0.205	0.451
100	68331-62690	SLEEVE	2				0.002	0.0044
110	68331-62710	NUT	2				0.015	0.033
120	68391-96720	PIPE,HYDRAULIC	1				0.21	0.462
130	68331-62690	SLEEVE	2				0.002	0.0044
140	68331-62710	NUT	2				0.015	0.033
150	68391-96730	PIPE,HYDRAULIC	1				0.22	0.484
160	68331-62690	SLEEVE	2				0.002	0.0044
170	68331-62710	NUT	2				0.015	0.033
180	68391-96740	PIPE,HYDRAULIC	1				0.24	0.528
190	68331-62690	SLEEVE	2				0.002	0.0044
200	68331-62710	NUT	2				0.015	0.033
210	68331-62680	BODY	3				0.05	0.11
220	68551-28820	BODY	1				0	0

OIL PIPING (SWIVEL)



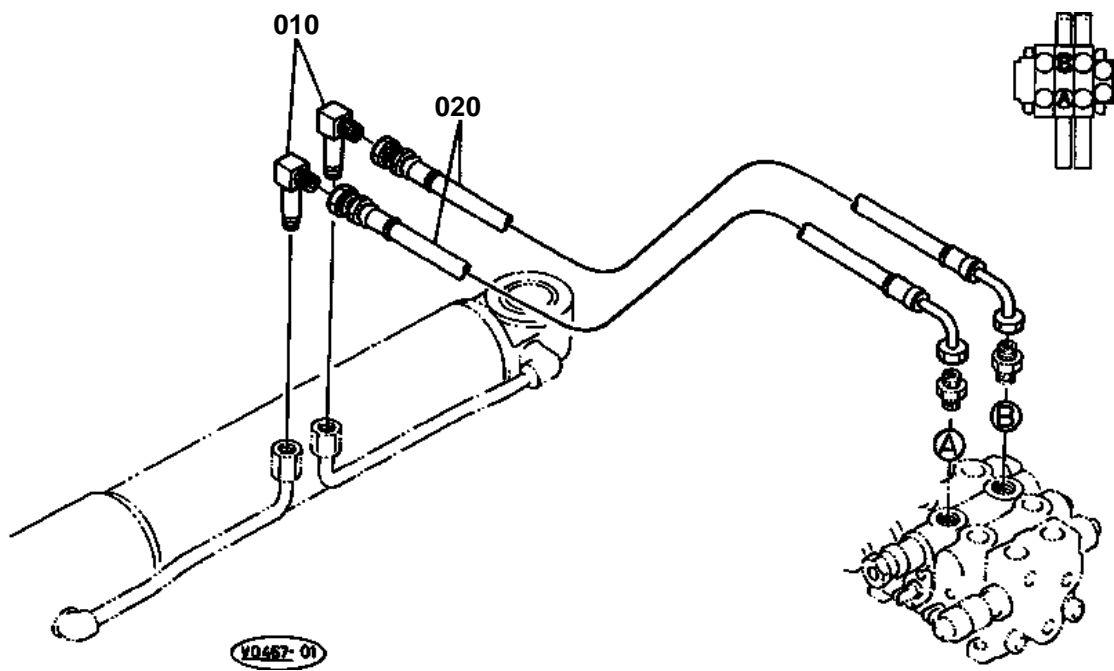


OIL PIPING (SWIVEL)

↔ Interchangeable; ≠ not interchangeable; ← new for old; → old for new

REF.No	Part No.	Description	Q'ty	S.No.	I/C	REMARKS	Weight (kgf)	Weight (lb)
010	68741-68380	BODY	2				0	0
020	04810-00140	O RING	2				0.001	0.0022
030	68391-68220	JOINT,PIPE(LF/-)	1				0.18	0.396
040	04810-00180	O RING	1				0.001	0.0022
050	68391-63670	HOSE	1				0.11	0.242
060	68391-63680	TUBE	1				0.04	0.088
070	68311-72810	HOSE,CLAMP(-)	2				0.02	0.044
080	68651-63612	PIPE,HYDRAULIC	1				0.24	0.528
090	68741-68480	SLEEVE	2				0.003	0.0066
100	68741-68460	NUT	2				0.024	0.0528
110	68651-63620	PIPE,HYDRAULIC	1				0.25	0.55
120	68741-68480	SLEEVE	2				0.003	0.0066
130	68741-68460	NUT	2				0.024	0.0528

OIL PIPING (SWING)



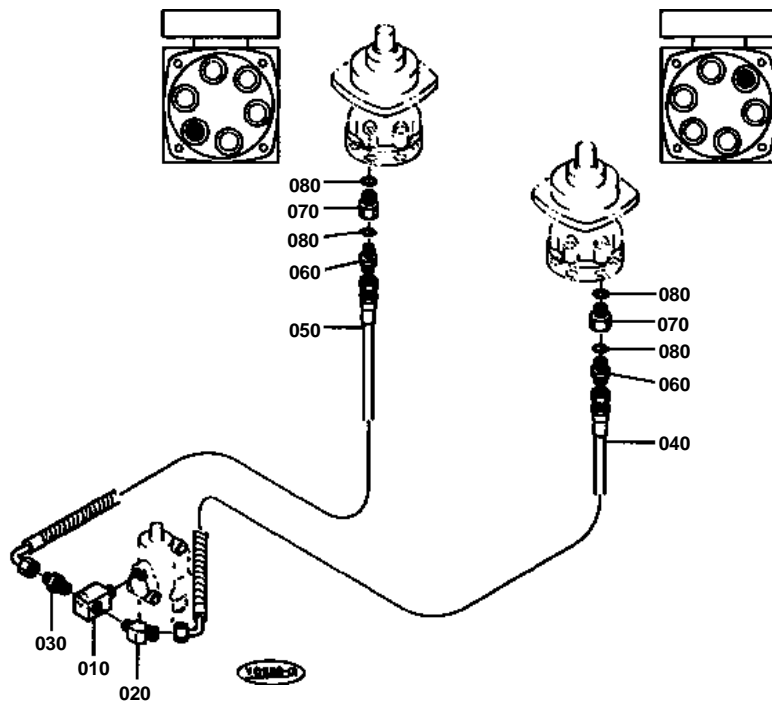


OIL PIPING (SWING)

↔ Interchangeable; ≠ not interchangeable; ← new for old; → old for new

REF.No	Part No.	Description	Q'ty	S.No.	I/C	REMARKS	Weight (kgf)	Weight (lb)
010	68311-68480	JOINT,PIPE(LT/F/)	2				0.09	0.198
020	68391-63630	HOSE	2				0.225	0.495

OIL PIPING (LOCK)



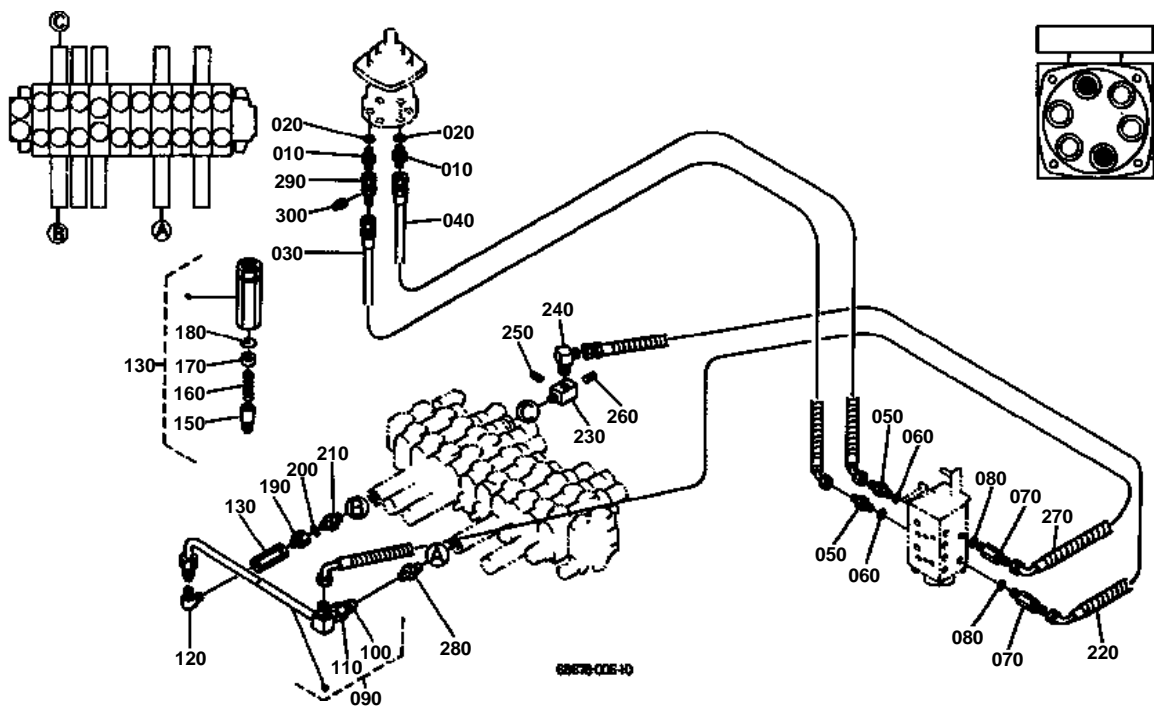


OIL PIPING (LOCK)

↔ Interchangeable; ≠ not interchangeable; ← new for old; → old for new

REF.No	Part No.	Description	Q'ty	S.No.	I/C	REMARKS	Weight (kgf)	Weight (lb)
010	68311-96320	JOINT,PIPE	1				0.18	0.396
020	68171-76440	ADAPTER	1				0.03	0.066
030	68221-68770	ADAPTER	1				0	0
040	68311-96770	HOSE	1				0.35	0.77
050	68311-96780	HOSE	1				0.2	0.44
060	68499-83730	ADAPTER	2				0	0
070	68499-83740	FILTER	2				0.04	0.088
080	04811-00110	O RING	4				0.001	0.0022

OIL PIPING (BOOM 1)

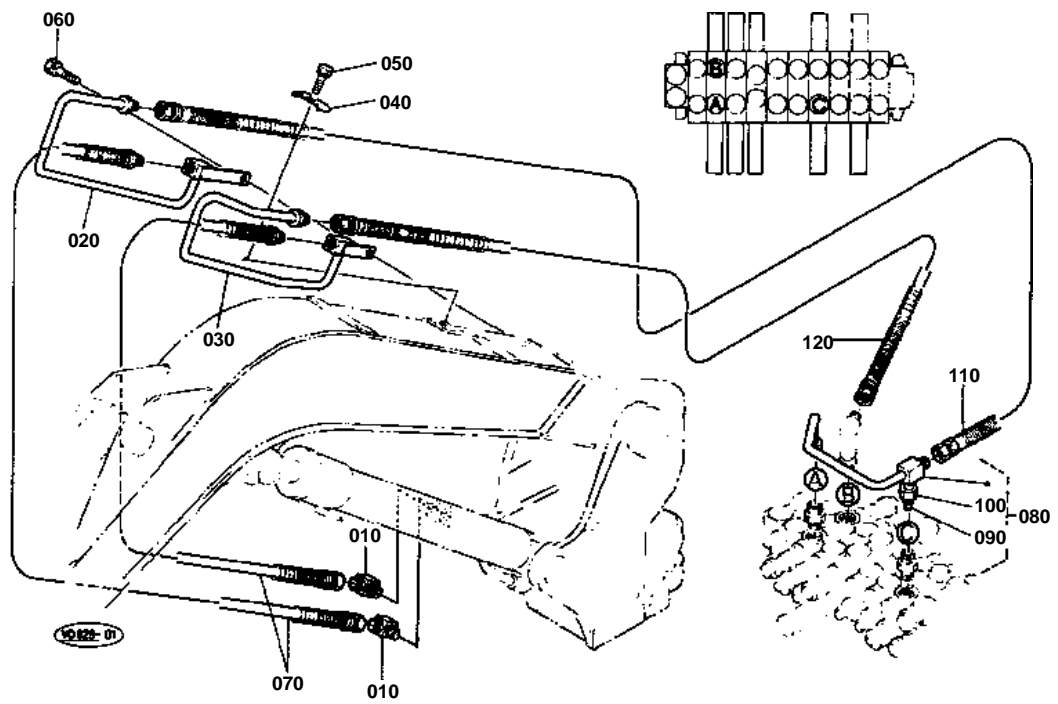


**OIL PIPING (BOOM 1)**

↔ Interchangeable; ≠ not interchangeable; ← new for old; → old for new

REF.No	Part No.	Description	Q'ty	S.No.	I/C	REMARKS	Weight (kgf)	Weight (lb)
010	68499-83730	ADAPTER	2				0	0
020	04811-00110	O RING	2				0.001	0.0022
030	68311-96840	HOSE	1				0.25	0.55
040	68311-96850	HOSE	1				0.25	0.55
050	68499-83730	ADAPTER	2				0	0
060	04811-00110	O RING	2				0.001	0.0022
070	68621-96490	JOINT,PIPE	2				0.025	0.055
080	04811-00080	O RING	2				0.001	0.0022
090	68661-96650	PIPE,HYDRAULIC	1				0.1	0.22
100	68331-62690	SLEEVE	2				0.002	0.0044
110	68331-62710	NUT	2				0.015	0.033
120	68331-62680	BODY	1				0.05	0.11
130	68301-96450	ASSY VALVE,CHECK	1				0.02	0.044
140	99999-99999	BLANK	0				0	0
150	68301-96460	POPPET	1				0.01	0.022
160	90715-12130	SPRING	1				0.002	0.0044
170	90715-12140	STOPPER,SPRING	1				0.004	0.0088
180	90715-12150	STOPPER,RING	1				0.002	0.0044
190	68621-96710	FILTER	1				0.05	0.11
200	04811-00110	O RING	1				0.001	0.0022
210	68621-96720	JOINT,PIPE	1				0.04	0.088
220	68621-96780	HOSE	1				0.2	0.44
230	68311-96470	JOINT,PIPE	1				0.335	0.737
240	68331-63230	ELBOW,ADAPTER	1				0	0
250	06312-10020	PLUG	1				0.015	0.033
260	06312-10030	PLUG	1				0.029	0.0638
270	68621-96770	HOSE	1				0.27	0.594
280	68551-28820	BODY	1				0	0
290	69181-63190	JOINT,PIPE(SF-F)	1				0.063	0.1386
300	68311-13380	PLUG	1				0.003	0.0066

OIL PIPING (BOOM 2)



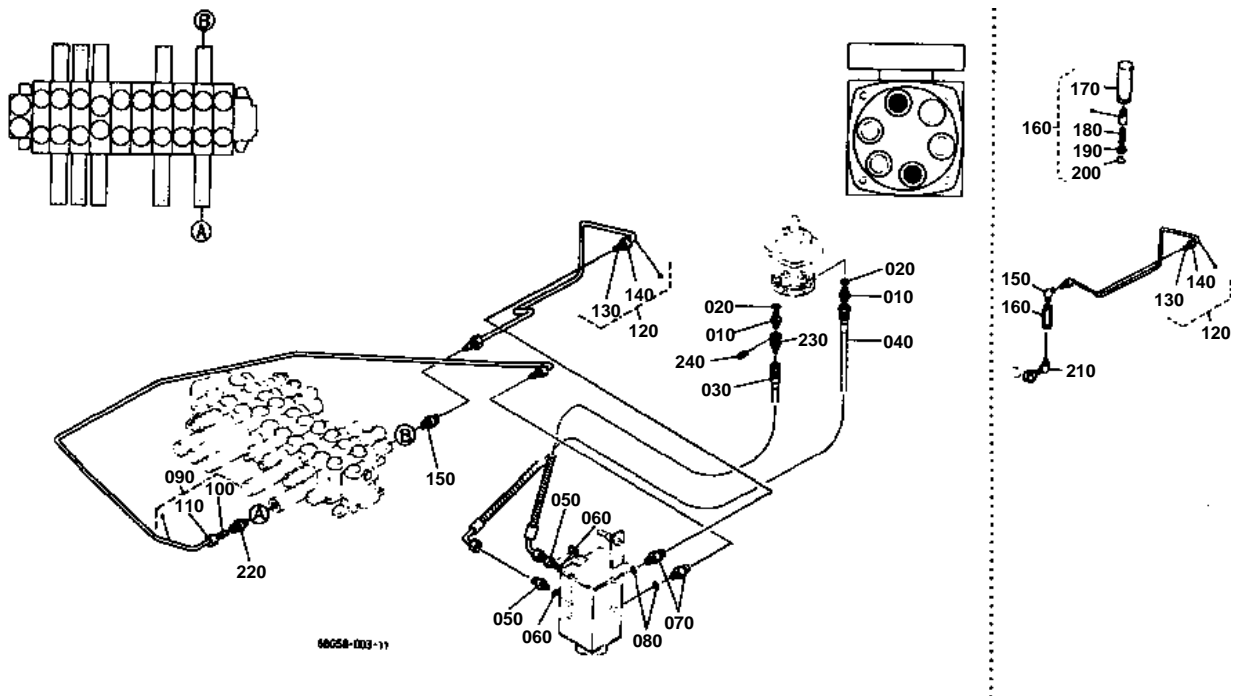


OIL PIPING (BOOM 2)

↔ Interchangeable; ≠ not interchangeable; ← new for old; → old for new

REF.No	Part No.	Description	Q'ty	S.No.	I/C	REMARKS	Weight (kgf)	Weight (lb)
010	68351-68550	ELBOW,ADAPTER	2				0	0
020	68318-68310	PIPE,HYDRAULIC	1				0.9	1.98
030	68318-68320	PIPE,HYDRAULIC	1				0.1	0.22
040	68318-68760	CLAMP	1				0.1	0.22
050	01133-61035	BOLT	1				0.027	0.0594
060	01133-61025	BOLT	1				0.02	0.044
070	68651-63930	HOSE	2				0.48	1.056
080	68651-63570	PIPE,HYDRAULIC	1				0.34	0.748
090	68741-68480	SLEEVE	2				0.003	0.0066
100	68741-68460	NUT	2				0.024	0.0528
110	68651-63530	HOSE	1				3	6.6
120	68651-63540	HOSE	1				1.6	3.52

OIL PIPING (ARM 1)

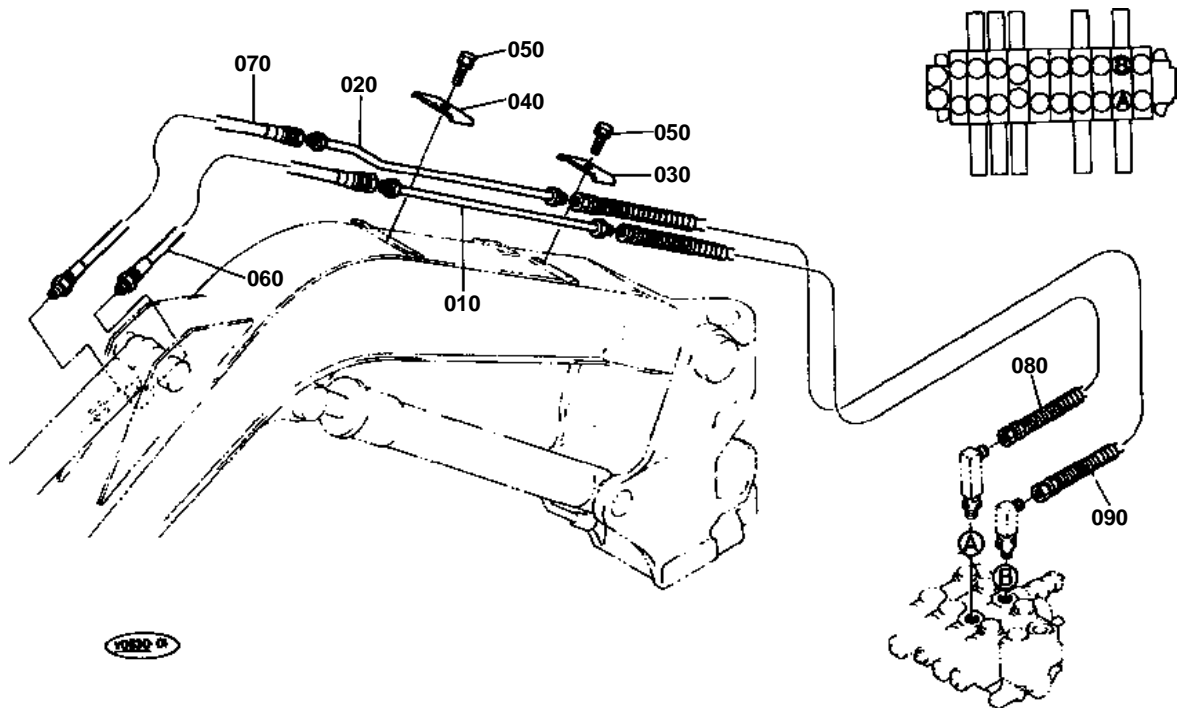


**OIL PIPING (ARM 1)**

↔ Interchangeable; ≠ not interchangeable; ← new for old; → old for new

REF.No	Part No.	Description	Q'ty	S.No.	I/C	REMARKS	Weight (kgf)	Weight (lb)
010	68499-83730	ADAPTER	2				0	0
020	04811-00110	O RING	2				0.001	0.0022
030	68311-96820	HOSE	1				0.07	0.154
040	68311-96830	HOSE	1				0.21	0.462
050	68499-83730	ADAPTER	2				0	0
060	04811-00110	O RING	2				0.001	0.0022
070	68621-96490	JOINT,PIPE	2				0.025	0.055
080	04811-00080	O RING	2				0.001	0.0022
090	68651-96630	PIPE,HYDRAULIC	1				0.31	0.682
100	68331-62690	SLEEVE	2				0.002	0.0044
110	68331-62710	NUT	2				0.015	0.033
120	68651-96640	PIPE,HYDRAULIC	1	≤11276			0.2	0.44
120	68671-96640	PIPE,HYDRAULIC	1	≥11277	≠		0.06	0.132
130	68331-62690	SLEEVE	2				0.002	0.0044
140	68331-62710	NUT	2				0.015	0.033
150	68331-62680	BODY	1	≤11276			0.05	0.11
150	68551-28820	BODY	1	≥11277	≠		0	0
160	68499-83780	ASSY VALVE,CHECK	1	≤11276			0.12	0.264
170	90715-12110	BODY	1	≤11276			0.12	0.264
180	90715-12130	SPRING	1	≤11276			0.002	0.0044
190	90715-12140	STOPPER,SPRING	1	≤11276			0.004	0.0088
200	90715-12150	STOPPER,RING	1	≤11276			0.002	0.0044
210	68499-63340	NIPPLE,ELBOW PT/	1	≤11276			0.05	0.11
220	68551-28820	BODY	1				0	0
230	69181-63190	JOINT,PIPE(SF-F)	1				0.063	0.1386
240	68311-13380	PLUG	1				0.003	0.0066

OIL PIPING (ARM 2)



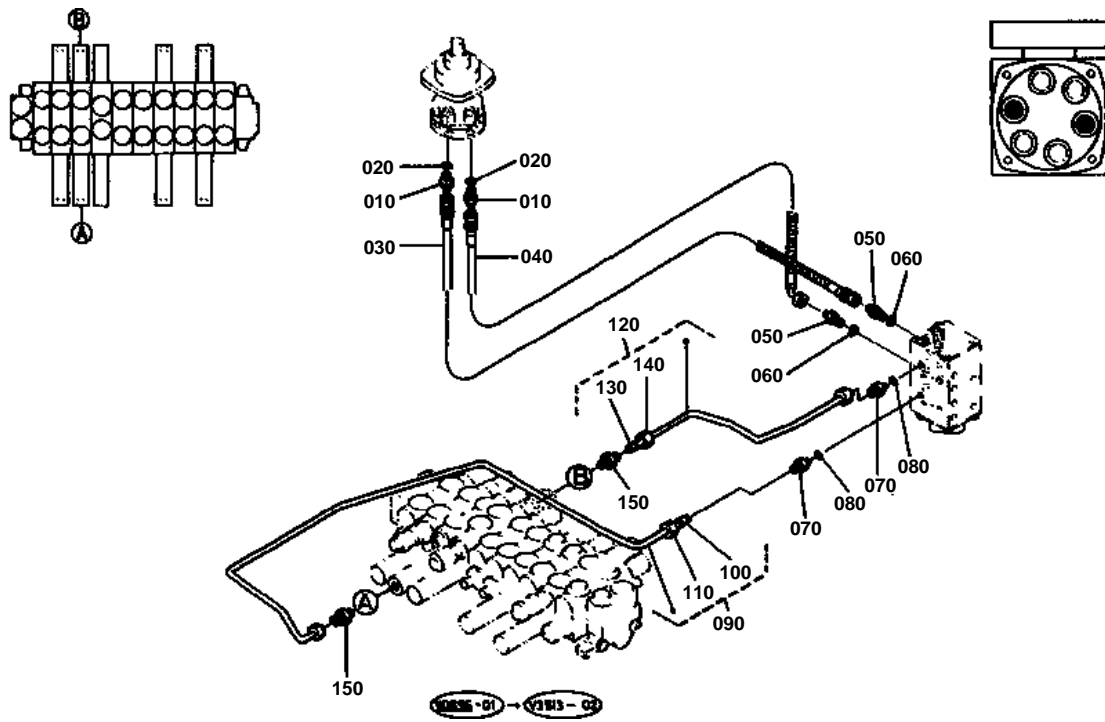


OIL PIPING (ARM 2)

↔ Interchangeable; ≠ not interchangeable; ← new for old; → old for new

REF.No	Part No.	Description	Q'ty	S.No.	I/C	REMARKS	Weight (kgf)	Weight (lb)
010	68658-68620	PIPE,HYDRAULIC	1				0.55	1.21
020	68658-68630	PIPE,HYDRAULIC	1				0.55	1.21
030	68318-68750	CLAMP	1				0.09	0.198
040	68318-68760	CLAMP	1				0.1	0.22
050	01133-61035	BOLT	2				0.027	0.0594
060	68651-63910	HOSE	1				0.56	1.232
070	68651-63923	HOSE	1				0.62	1.364
080	68651-63510	HOSE	1				1.43	3.146
090	68651-63520	HOSE	1				1.45	3.19

OIL PIPING (BUCKET 1)



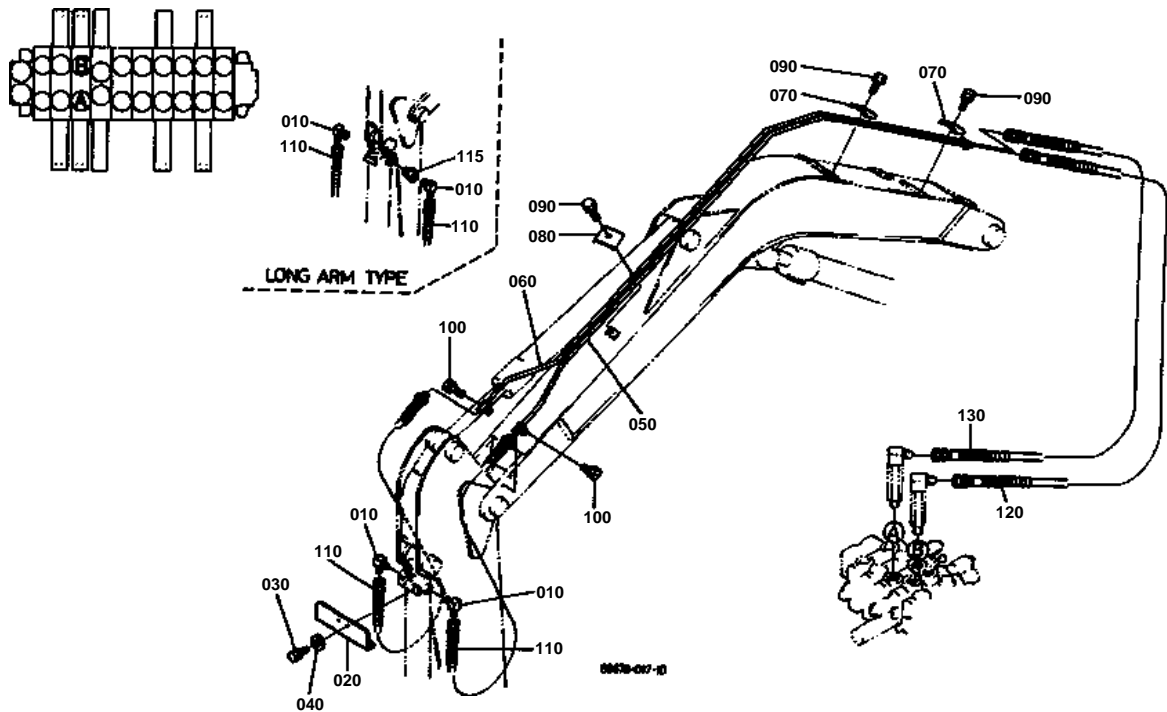


OIL PIPING (BUCKET 1)

↔ Interchangeable; ≠ not interchangeable; ← new for old; → old for new

REF.No	Part No.	Description	Q'ty	S.No.	I/C	REMARKS	Weight (kgf)	Weight (lb)
010	68499-83730	ADAPTER	2				0	0
020	04811-00110	O RING	2				0.001	0.0022
030	68311-96860	HOSE	1				0.22	0.484
040	68311-96870	HOSE	1				0.266	0.5852
050	68499-83730	ADAPTER	2				0	0
060	04811-00110	O RING	2				0.001	0.0022
070	68311-96480	JOINT,PIPE(SF/-)	2				0	0
080	04811-00080	O RING	2				0.001	0.0022
090	68651-96670	PIPE,HYDRAULIC	1				0.25	0.55
100	68331-62690	SLEEVE	2				0.002	0.0044
110	68331-62710	NUT	2				0.015	0.033
120	68651-96680	PIPE,HYDRAULIC	1				0.12	0.264
130	68331-62690	SLEEVE	2				0.002	0.0044
140	68331-62710	NUT	2				0.015	0.033
150	68551-28820	BODY	2				0	0

OIL PIPING (BUCKET 2)



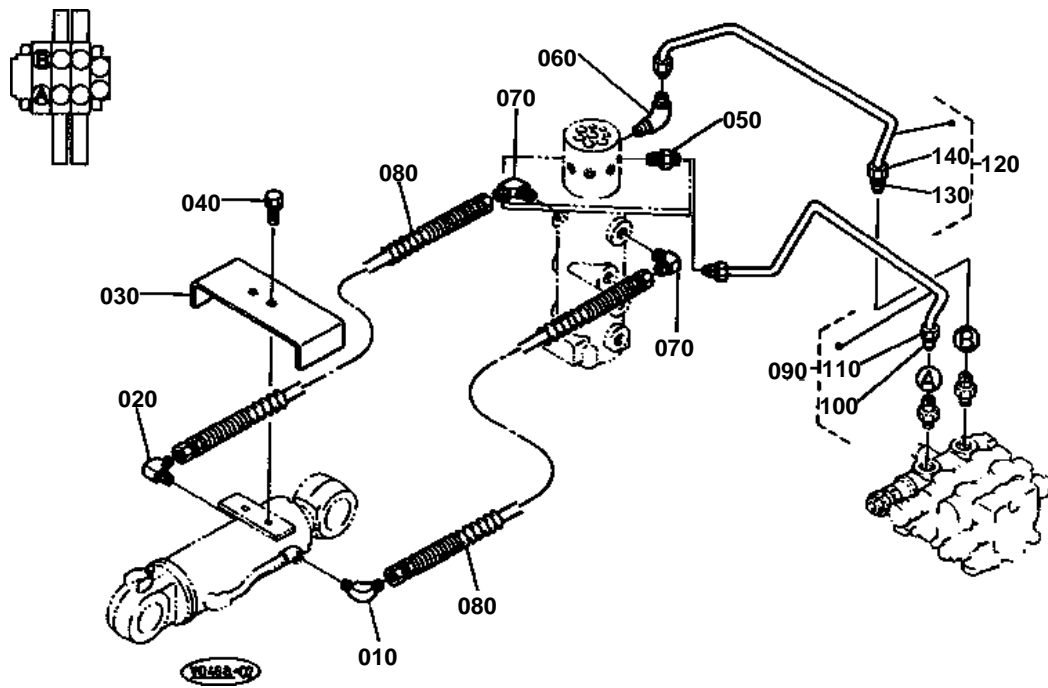


OIL PIPING (BUCKET 2)

↔ Interchangeable; ≠ not interchangeable; ← new for old; → old for new

REF.No	Part No.	Description	Q'ty	S.No.	I/C	REMARKS	Weight (kgf)	Weight (lb)
010	68021-62440	ELBOW	2				0	0
020	68318-67830	PROTECTOR	1				0.07	0.154
020	68318-95310	PROTECTOR	1			LONG ARM TYPE	0.8	1.76
030	01133-61220	BOLT	2				0.033	0.0726
040	04013-60120	WASHER,PLAIN	2				0.01	0.022
050	68658-68810	PIPE,HYDRAULIC	1				1.1	2.42
060	68658-68820	PIPE,HYDRAULIC	1				1.15	2.53
070	68318-68750	CLAMP	2				0.09	0.198
080	68318-68740	CLAMP	1				0.04	0.088
090	01133-61030	BOLT	3				0.023	0.0506
100	01133-61025	BOLT	2				0.02	0.044
110	68651-63950	HOSE	2				0.8	1.76
110	68651-95130	HOSE	2			LONG ARM TYPE	0.9	1.98
115	68641-68150	ADAPTER	1			LONG ARM TYPE	0.07	0.154
120	68651-63550	HOSE	1				1.3	2.86
130	68651-63560	HOSE	1				1.4	3.08

OIL PIPING (BLADE)



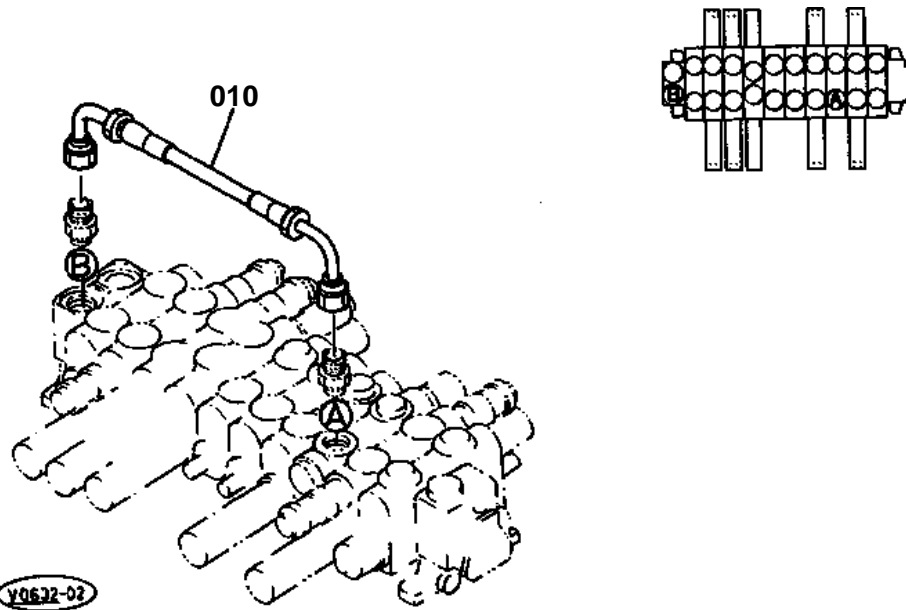


OIL PIPING (BLADE)

↔ Interchangeable; ≠ not interchangeable; ← new for old; → old for new

REF.No	Part No.	Description	Q'ty	S.No.	I/C	REMARKS	Weight (kgf)	Weight (lb)
010	68331-63230	ELBOW,ADAPTER	1				0	0
020	68741-68960	POPPET	1				0.051	0.1122
030	68318-75210	COVER	1				0.91	2.002
040	01133-61020	BOLT	2				0.02	0.044
050	68721-68490	BODY	1				0	0
060	68111-64930	BODY	1				0	0
070	68351-63660	ADAPTER	2	<=11412			0.055	0.121
070	68331-63230	ADAPTER	2	>=11413	↔		0	0
080	68651-63743	HOSE	2				0.5	1.1
090	68391-63810	PIPE,HYDRAULIC	1				0.3	0.66
100	68741-68480	SLEEVE	2				0.003	0.0066
110	68741-68460	NUT	2				0.024	0.0528
120	68391-63820	PIPE,HYDRAULIC	1				0.32	0.704
130	68741-68480	SLEEVE	2				0.003	0.0066
140	68741-68460	NUT	2				0.024	0.0528

OIL PIPING (CONFLUENCE)



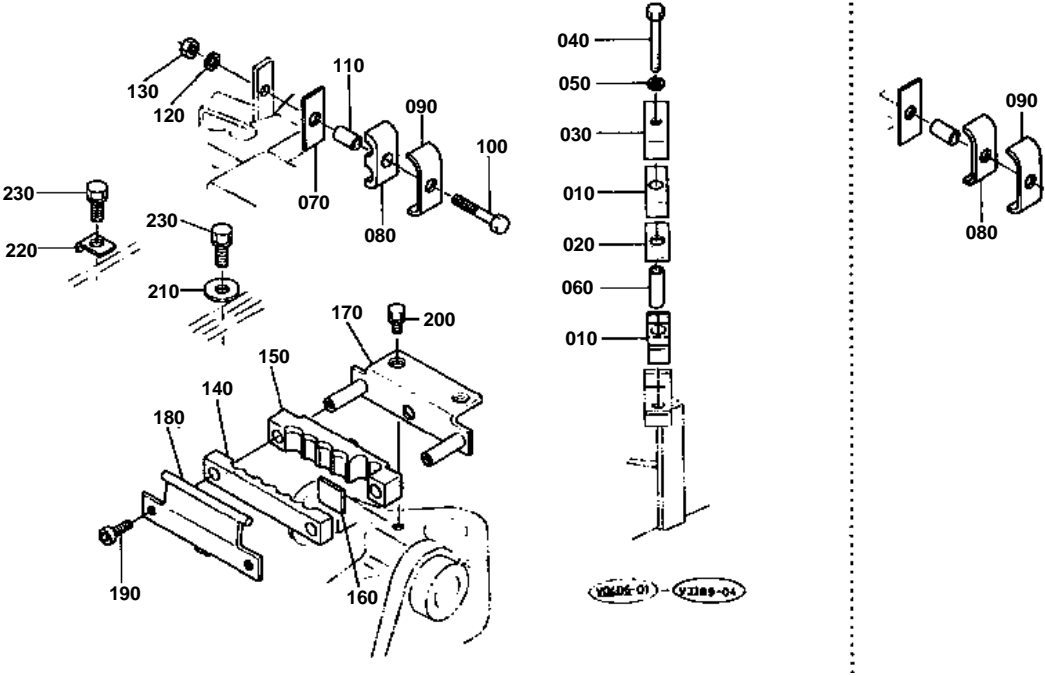


OIL PIPING (CONFLUENCE)

↔ Interchangeable; ≠ not interchangeable; ← new for old; → old for new

REF.No	Part No.	Description	Q'ty	S.No.	I/C	REMARKS	Weight (kgf)	Weight (lb)
010	68651-63590	HOSE	1				0.31	0.682

OIL PIPING (CUSHION)

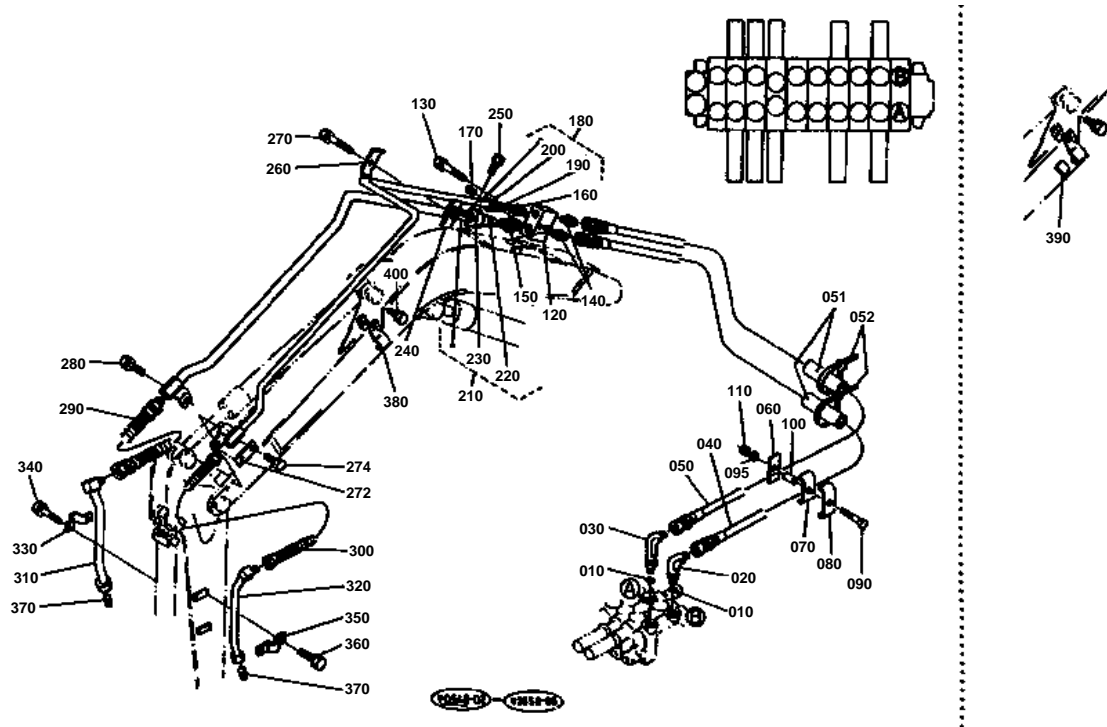


**OIL PIPING (CUSHION)**

↔ Interchangeable; ≠ not interchangeable; ← new for old; → old for new

REF.No	Part No.	Description	Q'ty	S.No.	I/C	REMARKS	Weight (kgf)	Weight (lb)
010	68311-68110	CUSHION	2				0.03	0.066
020	68311-68120	CUSHION	1	≤11347			0.01	0.022
020	68311-68170	CUSHION	1	≥11348	←		0.016	0.0352
030	68311-68130	CLAMP	1				0.11	0.242
040	01173-61070	BOLT	1				0.043	0.0946
050	04512-60100	WASHER,SPRING	1				0.002	0.0044
060	68311-68140	COLLAR	1				0.04	0.088
070	68311-68120	CUSHION	1	≤11347			0.01	0.022
070	68311-68170	CUSHION	1	≥11348	←		0.016	0.0352
070	68311-68790	CUSHION	1	≥11561	←		0.03	0.066
080	68311-68150	CUSHION	1	≤11584			0.015	0.033
080	69251-63920	CUSHION	1	≥11585	←		0.03	0.066
090	68311-68130	CLAMP	1	≤11584			0.11	0.242
090	68311-68770	CLAMP	1	≥11585	←		0.11	0.242
100	01173-61060	BOLT	1				0.04	0.088
110	68311-68160	COLLAR	1	≤11560			0.02	0.044
110	68311-68780	COLLAR	1	≥11561	←		0.015	0.033
120	04512-60100	WASHER,SPRING	1				0.002	0.0044
130	02118-60100	NUT	1				0.006	0.0132
140	68311-68510	CUSHION	1				0.1	0.22
150	68311-68520	CUSHION	1				0.2	0.44
160	68311-68530	CUSHION	1				0.001	0.0022
170	68318-68570	CLAMP	1				0.32	0.704
180	68318-68580	CLAMP	1				0.43	0.946
190	68191-21190	BOLT,HEX-SOC-HD	2				0.02	0.044
200	01133-61020	BOLT	2				0.02	0.044
210	04015-60100	WASHER,PLAIN	3				0.015	0.033
220	68311-96080	CLAMP	1				0.01	0.022
230	01133-61025	BOLT	4				0.02	0.044

OIL PIPING (S/P)

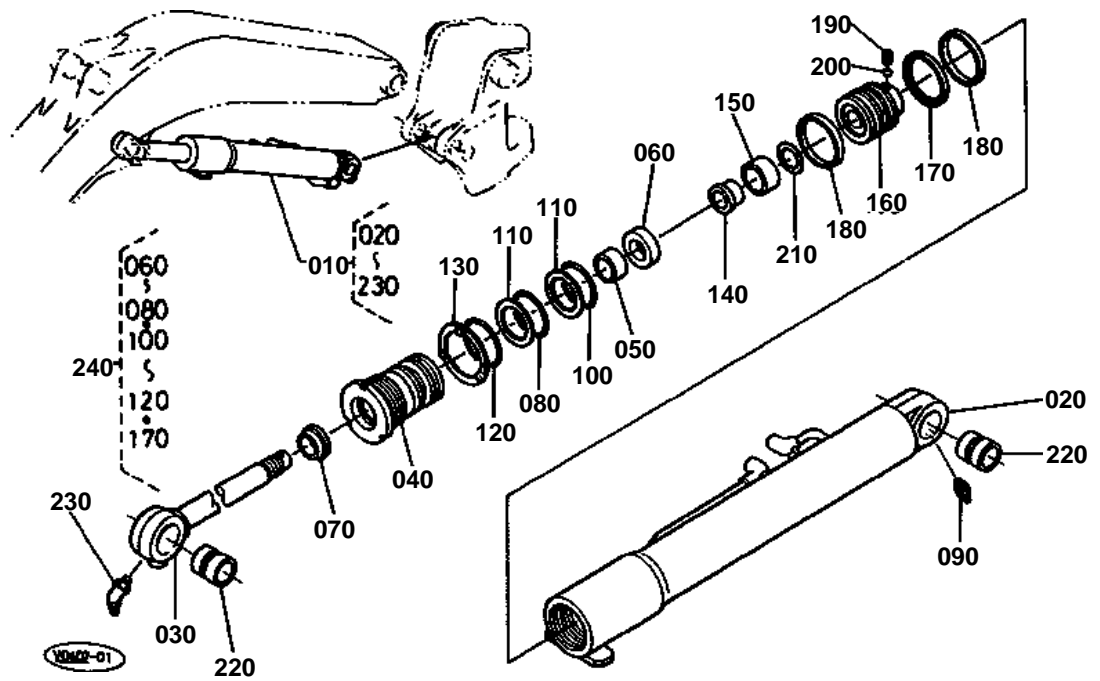


**OIL PIPING (S/P)**

↔ Interchangeable; ≠ not interchangeable; ← new for old; → old for new

REF.No	Part No.	Description	Q'ty	S.No.	I/C	REMARKS	Weight (kgf)	Weight (lb)
010	04810-00180	O RING	2				0.001	0.0022
020	68311-61850	JOINT,PIPE(LF-F/)	1				0.1	0.22
030	68311-61860	JOINT,PIPE(LF-F/)	1				0.27	0.594
040	68651-92812	HOSE	1	≤11584			2.5	5.5
040	68651-92813	HOSE	1	≥11585	←		2.9	6.38
050	68651-92822	HOSE	1	≤11584			2.5	5.5
050	68651-99182	HOSE	1	≥11585	←		2.4	5.28
051	68391-63680	TUBE	4				0.04	0.088
052	55311-41260	BAND,CORD	4				0.007	0.0154
060	68311-68120	CUSHION	1	≤11347			0.01	0.022
060	68311-68170	CUSHION	1	≥11348	←		0.016	0.0352
060	68311-68790	CUSHION	1	≥11561	←		0.03	0.066
070	69251-63920	CUSHION	1				0.03	0.066
080	68311-68770	CLAMP	1				0.11	0.242
090	01173-61090	BOLT	1				0.054	0.1188
095	04512-60100	WASHER,SPRING	1				0.002	0.0044
100	68311-68160	COLLAR	1	≤11560			0.02	0.044
100	68311-68780	COLLAR	1	≥11561	←		0.015	0.033
110	02118-60100	NUT	1				0.006	0.0132
120	68318-92580	BLOCK	1	≤11527			0	0
120	68311-92582	BLOCK	1	≥11528	↔		0	0
120	68311-92583	BLOCK	1	≥11621	←		1.2	2.64
130	01133-61050	BOLT	2				0.035	0.077
140	68351-68540	ADAPTER	2				0	0
150	68311-92210	JOINT,PIPE(ST/-)	1				0.17	0.374
160	68773-68360	BODY	1				0	0
170	06312-10040	PLUG	1				0.04	0.088
180	68658-92650	PIPE,HYDRAULIC	1	≤11230			2.3	5.06
180	68658-92652	PIPE,HYDRAULIC	1	≥11231	←		2.3	5.06
190	68773-68340	SLEEVE	1				0.006	0.0132
200	68773-68330	NUT	1				0.07	0.154
210	68658-92660	PIPE,HYDRAULIC	1				3.6	7.92
220	68311-68450	SLEEVE	1				0.01	0.022
230	68311-68460	NUT	1				0.1	0.22
240	68318-92220	CLAMP	1	≤11584			0	0
240	68318-92222	CLAMP	1	≥11585	←		0.2	0.44
250	01133-61016	BOLT	2				0.018	0.0396
260	68318-92230	CLAMP	1				0	0
270	01133-61050	BOLT	1				0.035	0.077
272	68318-92690	PLATE	1	≥11231			0.04	0.088
274	01133-61020	BOLT	1	≤11230			0.02	0.044
274	01133-61030	BOLT	1	≥11231	≠		0.023	0.0506
280	01133-61020	BOLT	1				0.02	0.044
290	68651-92830	HOSE	1				1.5	3.3
300	68651-92840	HOSE	1				1.2	2.64
310	68658-92670	PIPE,HYDRAULIC	1	≤11768			1	2.2
310	68658-92672	PIPE,HYDRAULIC	1	≥11769	≠		0	0
320	68658-92680	PIPE,HYDRAULIC	1				0.53	1.166
330	68318-92240	CLAMP	2				0.13	0.286
340	01133-61016	BOLT	4				0.018	0.0396
350	68318-92250	CLAMP	2				0.1	0.22
360	01133-61016	BOLT	4				0.018	0.0396
370	06312-10040	PLUG	2				0.04	0.088
380	68318-92640	CLAMP	1				0.07	0.154
390	68311-92630	CUSHION	1	≤11584			0.01	0.022
400	01133-61016	BOLT	1				0.018	0.0396

BOOM CYLINDER & COMPONENT PARTS



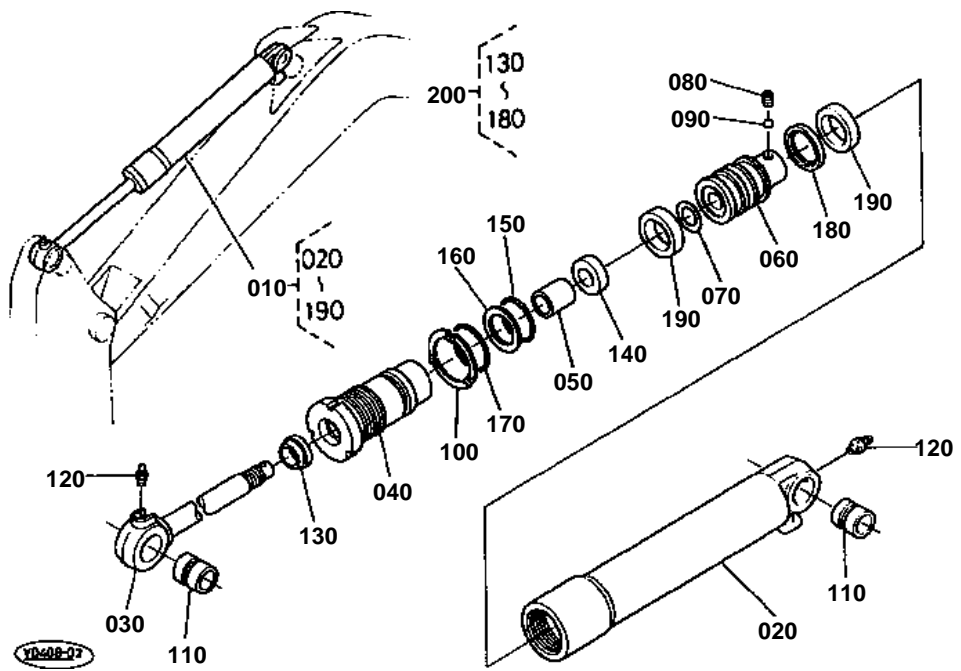


BOOM CYLINDER & COMPONENT PARTS

↔ Interchangeable; ≠ not interchangeable; ← new for old; → old for new

REF.No	Part No.	Description	Q'ty	S.No.	I/C	REMARKS	Weight (kgf)	Weight (lb)
010	68658-67700	ASSY CYLINDER,BOOM	1				34	74.8
020	68658-71410	ASSY TUBE,CYLINDER	1				17.6	38.72
030	68658-71320	ASSY PISTON ROD	1				1.11	2.442
040	68658-71330	CYLINDER HEAD	1				0	0
050	68817-93460	BUSH	1				0.075	0.165
060	68371-92140	U-RING	1				0.03	0.066
070	68741-71790	RING,WIPER	1				0.01	0.022
080	04810-50850	O RING	1				0.003	0.0066
090	06611-15010	NIPPLE,GREASE	1				0.01	0.022
100	04810-50800	O RING	1				0.002	0.0044
110	68371-92170	RING,BACK UP	2				0.002	0.0044
120	04810-50900	O RING	1				0.002	0.0044
130	68741-71980	WASHER,LOCK	1				0.03	0.066
140	68651-71380	SPACER	1				0.19	0.418
150	68651-71390	BEARING,CUSHION	1				0.23	0.506
160	68311-71940	PISTON	1				1.7	3.74
170	68741-72110	ASSY RING,SEAL	1				0.02	0.044
180	68311-71950	RING,SLIDE	2				0.03	0.066
190	68493-67650	SCREW,SET	1				0.003	0.0066
200	68493-67670	BALL	1				0.001	0.0022
210	68651-71360	SHIM	1				0.001	0.0022
220	68351-67540	BUSH,PIN	1				0.275	0.605
230	06616-25010	NIPPLE,GREASE	1				0.008	0.0176
240	68651-91020	KIT SEAL	1				0.07	0.154

ARM CYLINDER & COMPONENT PARTS



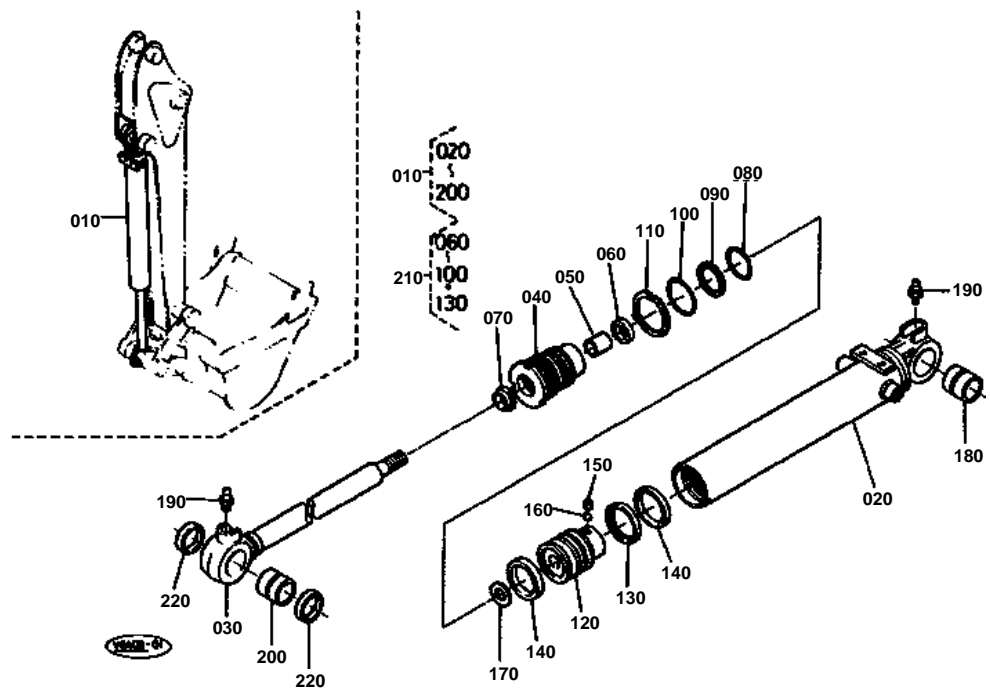


ARM CYLINDER & COMPONENT PARTS

↔ Interchangeable; ≠ not interchangeable; ← new for old; → old for new

REF.No	Part No.	Description	Q'ty	S.No.	I/C	REMARKS	Weight (kgf)	Weight (lb)
010	68658-67600	ASSY CYLINDER,ARM	1				0	0
020	68658-71510	ASSY TUBE,CYLINDER	1				14.7	32.34
030	68658-71520	ASSY ROD,PISTON	1				11.3	24.86
040	68658-71530	CYLINDER HEAD	1				0	0
050	68817-93460	BUSH	1				0.075	0.165
060	68651-71540	PISTON	1				1.36	2.992
070	68817-93480	SHIM	1				0.009	0.0198
080	68493-67650	SCREW,SET	1				0.003	0.0066
090	68493-67670	BALL	1				0.001	0.0022
100	68741-71380	WASHER,LOCK	1				0.026	0.0572
110	68351-67660	BUSH,PIN	2				0.262	0.5764
120	06611-15010	NIPPLE,GREASE	2				0.01	0.022
130	68741-71790	RING,WIPER	1				0.01	0.022
140	68371-92140	U-RING	1				0.03	0.066
150	68817-93430	O RING	1				0.005	0.011
160	68111-92170	RING,BACK UP	1				0.01	0.022
170	68817-93440	O RING	1				0.009	0.0198
180	68741-71440	ASSY RING,SEAL	1				0.03	0.066
190	68311-71350	RING,SLIDE	2				0.02	0.044
200	68651-91030	KIT SEAL,ARM	1			OPTION	0.06	0.132

BUCKET CYLINDER & COMPONENT PARTS



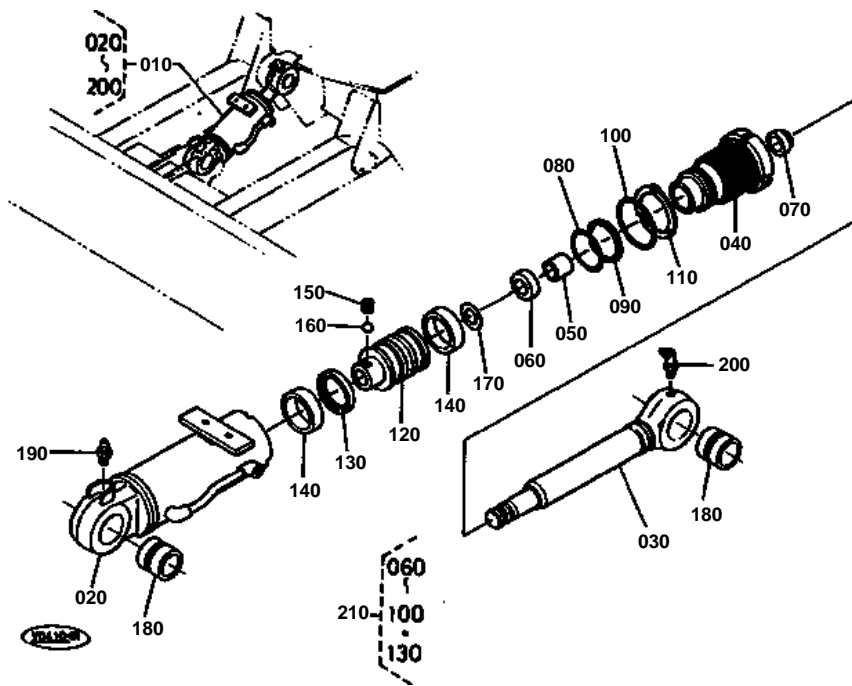


BUCKET CYLINDER & COMPONENT PARTS

↔ Interchangeable; ≠ not interchangeable; ← new for old; → old for new

REF.No	Part No.	Description	Q'ty	S.No.	I/C	REMARKS	Weight (kgf)	Weight (lb)
010	68398-67800	ASSY CYLINDER,BUCKET	1				23	50.6
020	68398-71710	ASSY TUBE,CYLINDER	1				13.8	30.36
030	68398-71720	ASSY ROD,PISTON	1				8.4	18.48
040	68308-71730	CYLINDER HEAD	1				0	0
050	68861-93340	BUSH	1				0.05	0.11
060	68111-92140	U-RING	1				0.02	0.044
070	68741-71210	RING,WIPER	1				0.02	0.044
080	68861-93360	O RING	1				0.005	0.011
090	68541-71540	RING,BACK UP	1				0.002	0.0044
100	68861-93370	O RING	1				0.005	0.011
110	68741-71190	WASHER,LOCK	1				0.014	0.0308
120	68311-71540	PISTON	1				0.79	1.738
130	68741-71270	ASSY RING,SEAL	1				0.01	0.022
140	68311-71550	RING,SLIDE	2				0.02	0.044
150	68191-71370	SCREW,SET	1				0.005	0.011
160	68701-71650	BALL	1				0.005	0.011
170	68311-71560	SHIM	1				0.01	0.022
180	68351-67660	BUSH,PIN	1				0.262	0.5764
190	06611-15010	NIPPLE,GREASE	2				0.01	0.022
200	68351-67770	BUSH,PIN	1				0.208	0.4576
210	68861-93300	KIT SEAL	1			OPTION	0.1	0.22
220	68741-66780	SEAL,DUST	2				0.01	0.022

BLADE CYLINDER & COMPONENT PARTS



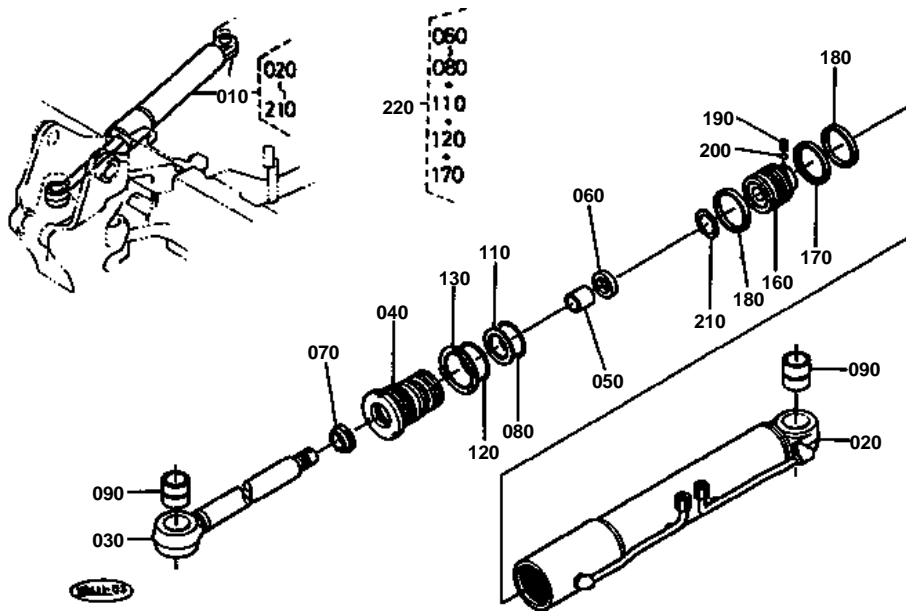


BLADE CYLINDER & COMPONENT PARTS

↔ Interchangeable; ≠ not interchangeable; ← new for old; → old for new

REF.No	Part No.	Description	Q'ty	S.No.	I/C	REMARKS	Weight (kgf)	Weight (lb)
010	68318-75100	ASSY CYLINDER, BLADE	1				24	52.8
020	68318-71910	ASSY TUBE, CYLINDER	1				13	28.6
030	68318-71920	ASSY ROD, PISTON	1				7.9	17.38
040	68318-71930	CYLINDER HEAD	1				0	0
050	68817-93460	BUSH	1				0.075	0.165
060	68371-92140	U-RING	1				0.03	0.066
070	68741-71790	RING, WIPER	1				0.01	0.022
080	04810-50850	O RING	1				0.003	0.0066
090	68371-92170	RING, BACK UP	1				0.002	0.0044
100	04811-50900	O RING	1				0.003	0.0066
110	68741-71980	WASHER, LOCK	1				0.03	0.066
120	68311-71940	PISTON	1				1.7	3.74
130	68741-72110	ASSY RING, SEAL	1				0.02	0.044
140	68311-71950	RING, SLIDE	2				0.03	0.066
150	68493-67650	SCREW, SET	1				0.003	0.0066
160	68493-67670	BALL	1				0.001	0.0022
170	68311-71960	SHIM	1				0.01	0.022
180	68351-67540	BUSH, PIN	2				0.275	0.605
190	06611-15010	NIPPLE, GREASE	1				0.01	0.022
200	06616-25010	NIPPLE, GREASE	1				0.008	0.0176
210	68301-91050	KIT SEAL, BLADE	1			OPTION	0.07	0.154

SWING CYLINDER & COMPONENT PARTS



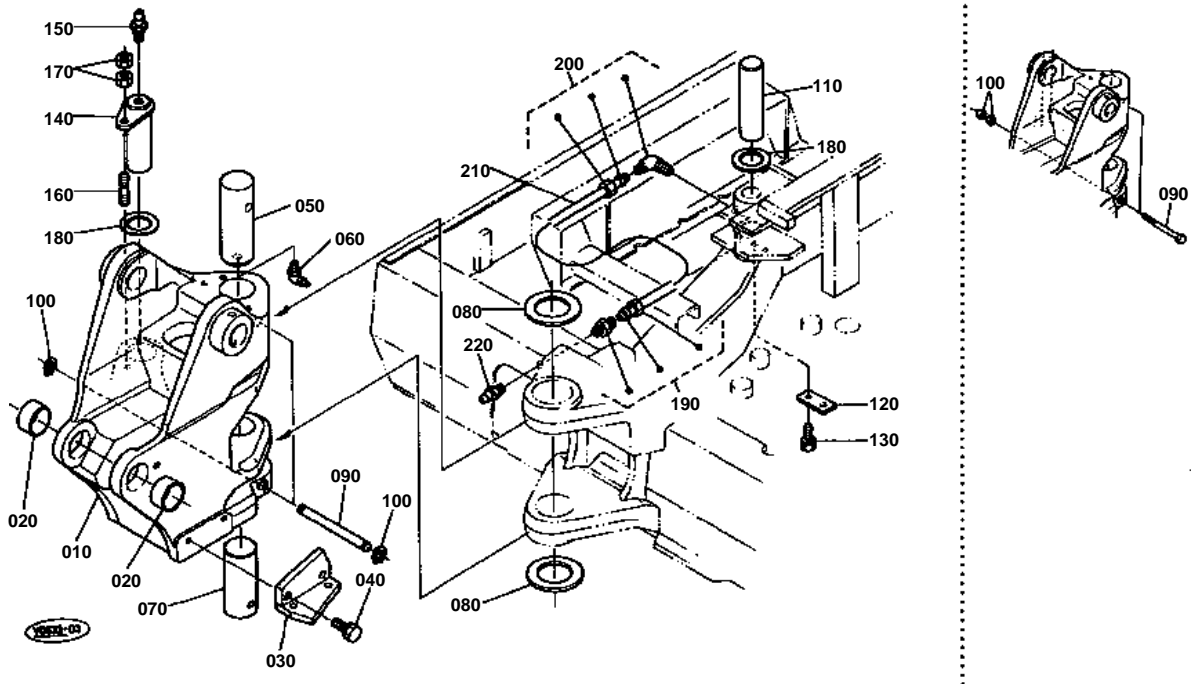


SWING CYLINDER & COMPONENT PARTS

↔ Interchangeable; ≠ not interchangeable; ← new for old; → old for new

REF.No	Part No.	Description	Q'ty	S.No.	I/C	REMARKS	Weight (kgf)	Weight (lb)
010	68318-67400	ASSY CYLINDER,SWING	1				25	55
020	68318-71213	ASSY TUBE,CYLINDER	1				0	0
030	68318-71220	ASSY ROD,PISTON	1				7.7	16.94
040	68318-71230	CYLINDER HEAD	1				0	0
050	68861-93340	BUSH	1				0.05	0.11
060	68111-92140	U-RING	1				0.02	0.044
070	68741-71210	RING,WIPER	1				0.02	0.044
080	68817-93430	O RING	1				0.005	0.011
090	68351-67660	BUSH,PIN	2				0.262	0.5764
100	99999-99999	BLANK	0				0	0
110	68111-92170	RING,BACK UP	1				0.01	0.022
120	68817-93440	O RING	1				0.009	0.0198
130	68741-71380	WASHER,LOCK	1				0.026	0.0572
140	99999-99999	BLANK	0				0	0
150	99999-99999	BLANK	0				0	0
160	68311-71340	PISTON	1				1.34	2.948
170	68741-71440	ASSY RING,SEAL	1				0.03	0.066
180	68311-71350	RING,SLIDE	2				0.02	0.044
190	68493-67650	SCREW,SET	1				0.003	0.0066
200	68493-67670	BALL	1				0.001	0.0022
210	68869-93450	SHIM	1				0.004	0.0088
220	68311-91010	KIT SEAL,SWING	1			OPTION	0.05	0.11

SWING BRACKET



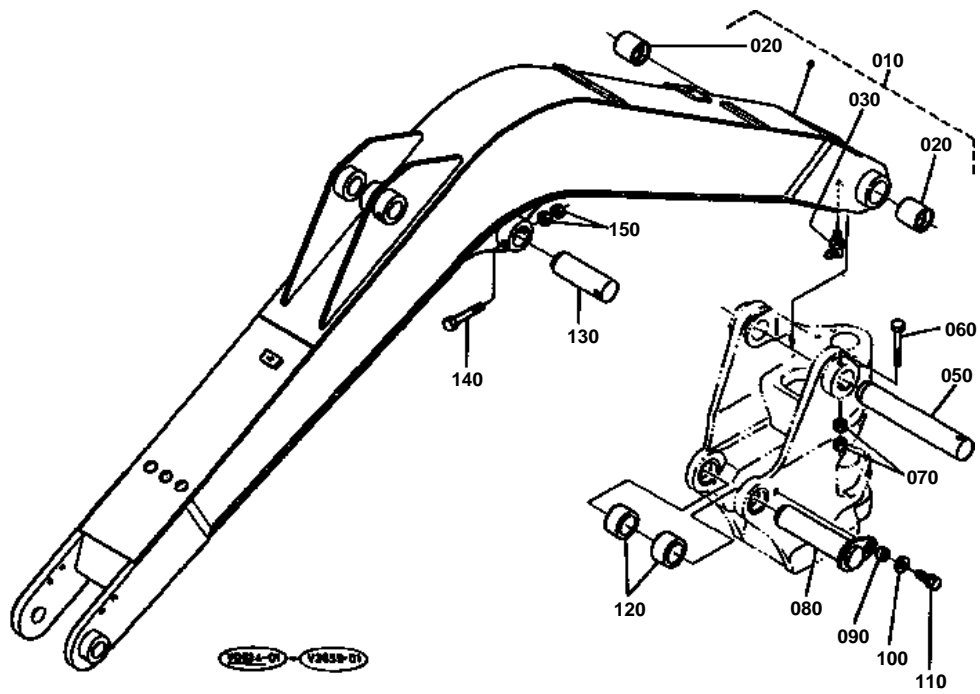


SWING BRACKET

↔ Interchangeable; ≠ not interchangeable; ← new for old; → old for new

REF.No	Part No.	Description	Q'ty	S.No.	I/C	REMARKS	Weight (kgf)	Weight (lb)
010	68658-66410	BRACKET,SWING	1	<=11078			80	176
010	68658-66412	BRACKET,SWING	1	>=11079	→		0	0
020	68651-66440	BUSH	2				0.21	0.462
030	68658-66490	STOPPER	1				2.05	4.51
040	01133-61035	BOLT	2				0.027	0.0594
050	68311-66450	PIN	1	<=11078			3.51	7.722
050	68311-66452	PIN	1	>=11079	≠		0	0
060	06616-25010	NIPPLE,GREASE	1				0.008	0.0176
070	68311-66460	PIN	1	<=11078			2.85	6.27
070	68311-66462	PIN	1	>=11079	≠		0	0
080	68351-66450	COLLAR,THRUST	2				0.13	0.286
090	01173-61608	BOLT	2	<=11014			0	0
090	68311-66470	PIN	2	>=11015	≠		0.225	0.495
100	02174-60160	NUT	4	<=11014			0.02	0.044
100	04612-00160	CIR CLIP,EXTERNAL	4	>=11015	≠		0.001	0.0022
110	68541-67440	PIN	1				1.58	3.476
120	68741-67450	PLATE,KEY	1				0.08	0.176
130	01133-61020	BOLT	2				0.02	0.044
140	68741-67463	PIN	1				1.45	3.19
150	06611-15010	NIPPLE,GREASE	1				0.01	0.022
160	01517-61025	STUD	1				0.02	0.044
170	02118-60100	NUT	2				0.006	0.0132
180	68721-66980	SHIM	3				0.01	0.022
190	68721-67390	CONNECTOR	1				0.035	0.077
200	68721-67480	CONNECTOR	1				0.02	0.044
210	68311-67470	TUBE,GREASE	1				0.04	0.088
220	06611-15010	NIPPLE,GREASE	1				0.01	0.022

BOOM

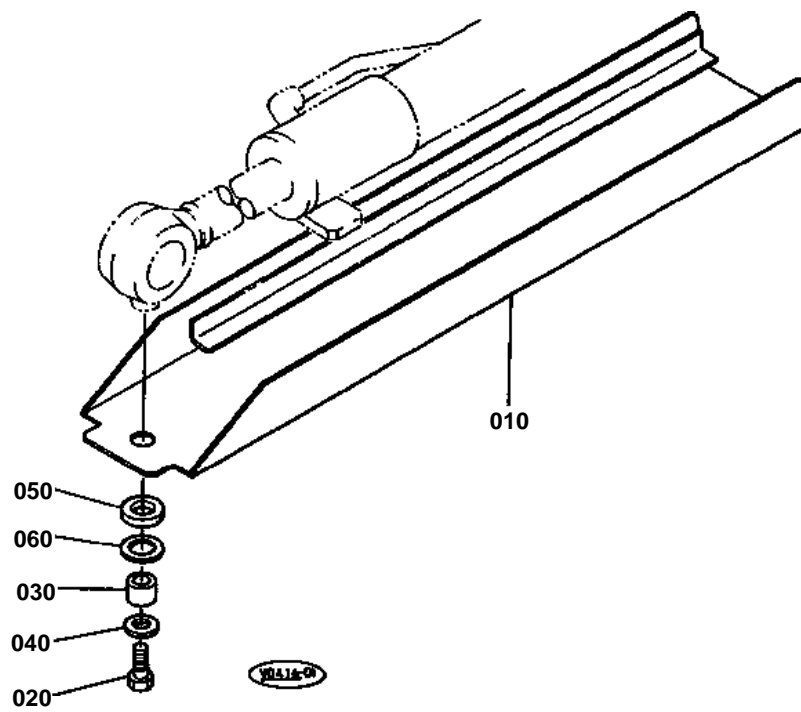


**BOOM**

↔ Interchangeable; ≠ not interchangeable; ← new for old; → old for new

REF.No	Part No.	Description	Q'ty	S.No.	I/C	REMARKS	Weight (kgf)	Weight (lb)
010	68658-66500	ASSY BOOM	1				135	297
020	68761-66524	BUSH	2				0.4	0.88
030	06616-25010	NIPPLE,GREASE	1				0.008	0.0176
040	99999-99999	BLANK	0				0	0
050	68651-66540	PIN	1				5.2	11.44
060	01173-61202	BOLT	1				0.096	0.2112
070	02174-60120	NUT	2				0.01	0.022
080	68761-93183	PIN	1				2.7	5.94
090	68741-66920	SPACER	1				0.01	0.022
100	04015-60120	WASHER,PLAIN	1				0.022	0.0484
110	01133-61225	BOLT	1				0.037	0.0814
120	68651-66570	COLLAR	2				0.45	0.99
130	68761-67560	PIN	1				1.98	4.356
140	01173-61295	BOLT	1				0.085	0.187
150	02174-60120	NUT	2				0.01	0.022

CYLINDER COVER (BOOM)



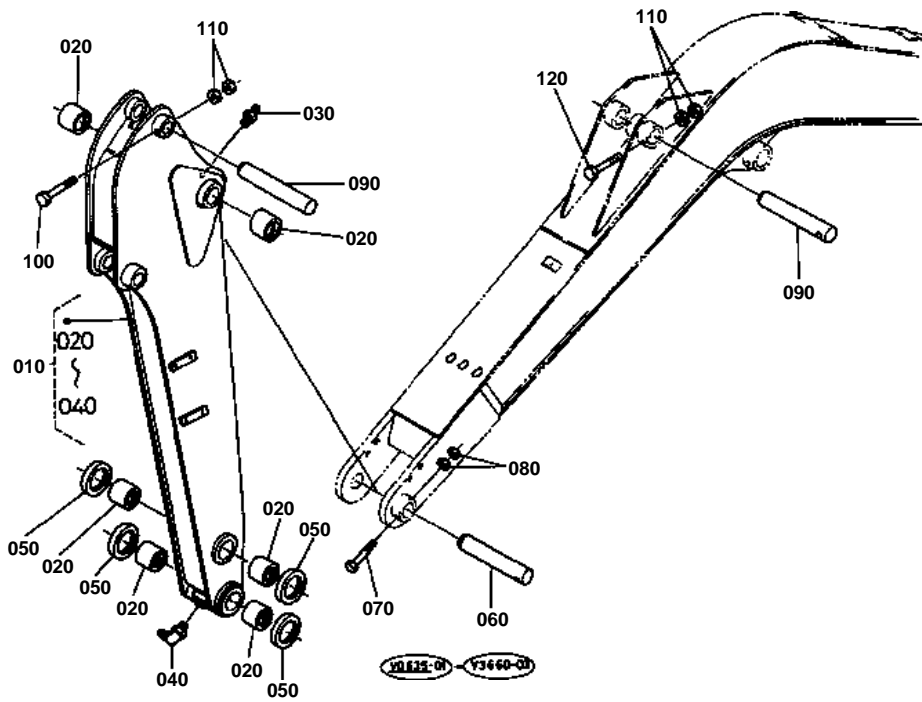


CYLINDER COVER (BOOM)

↔ Interchangeable; ≠ not interchangeable; ← new for old; → old for new

REF.No	Part No.	Description	Q'ty	S.No.	I/C	REMARKS	Weight (kgf)	Weight (lb)
010	68658-67530	COVER,CYLINDER	1				5.03	11.066
020	01173-61220	BOLT	1				0.029	0.0638
030	68541-66580	COLLAR	1				0	0
040	04013-60120	WASHER,PLAIN	1				0.01	0.022
050	68541-66560	CUSHION	1	<=11276			0	0
050	68541-66562	CUSHION	1	>=11277	←		0.01	0.022
060	04015-60160	WASHER,PLAIN	1				0.058	0.1276

ARM



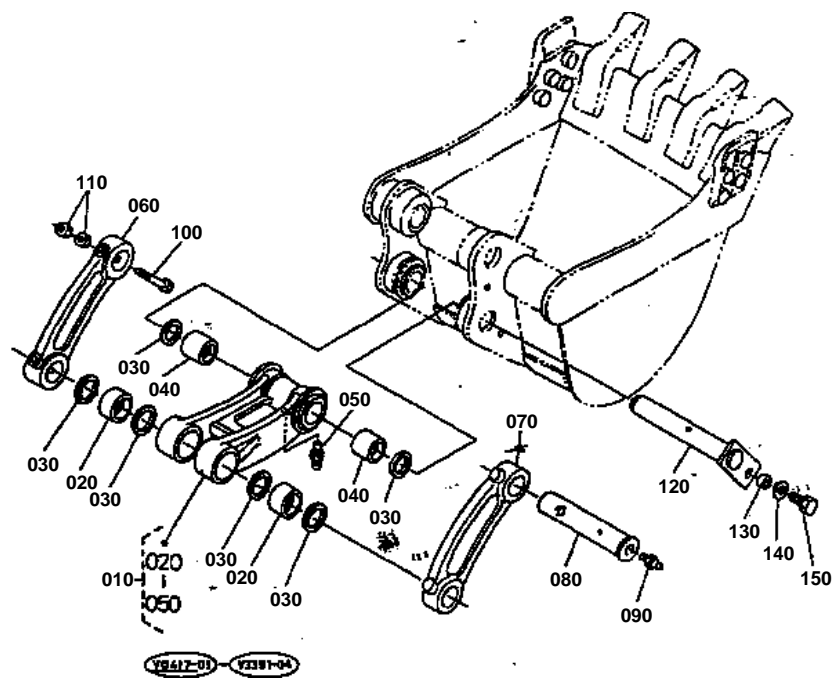


ARM

↔ Interchangeable; ≠ not interchangeable; ← new for old; → old for new

REF.No	Part No.	Description	Q'ty	S.No.	I/C	REMARKS	Weight (kgf)	Weight (lb)
010	68658-66600	ASSY ARM	1			1300MM	95	209
010	68658-95300	ASSY ARM	1			1600MM	120	264
020	68741-66624	BUSH	6	<=11276			0	0
020	68741-66625	BUSH	6	>=11277	←		0.23	0.506
030	06611-15010	NIPPLE,GREASE	1				0.01	0.022
040	06616-25010	NIPPLE,GREASE	1				0.008	0.0176
050	68741-66780	SEAL,DUST	4				0.01	0.022
060	68761-66640	PIN	1				2.31	5.082
070	01173-61290	BOLT	1				0.082	0.1804
080	02174-60120	NUT	2				0.01	0.022
090	68741-67560	PIN	1				1.45	3.19
100	01173-61285	BOLT	2				0.08	0.176
110	02174-60120	NUT	4				0.01	0.022
120	68481-74440	PIN	1				1.7	3.74

BUCKET LINK

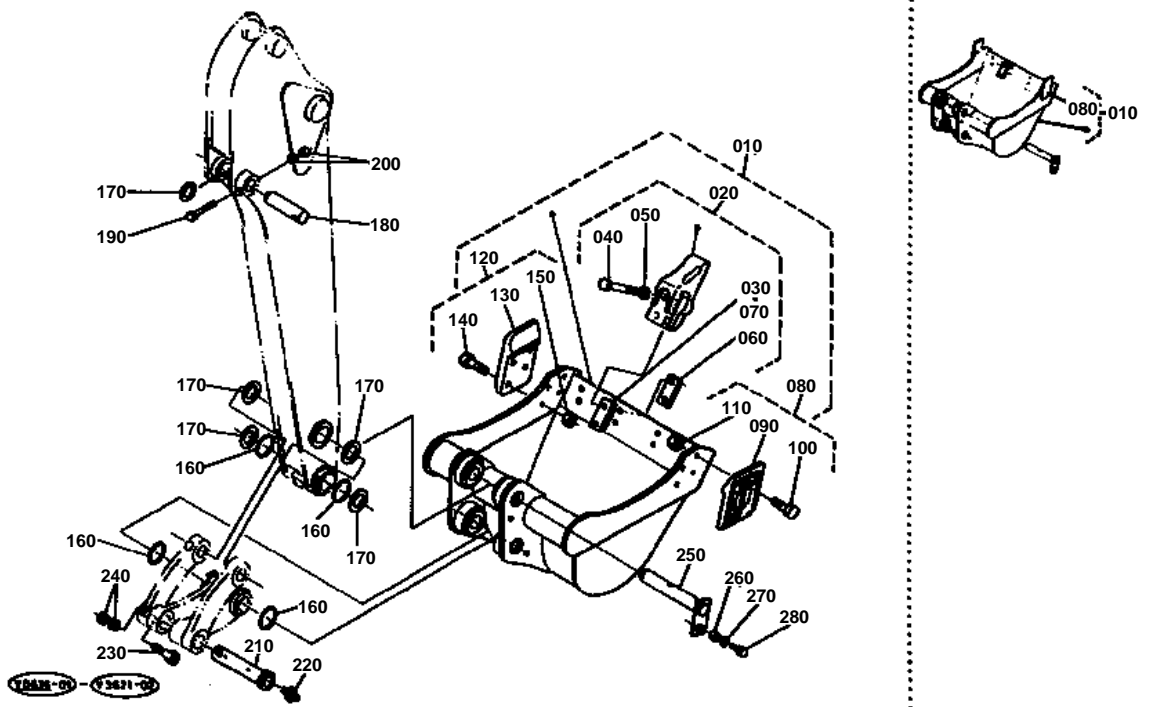


**BUCKET LINK**

↔ Interchangeable; ≠ not interchangeable; ← new for old; → old for new

REF.No	Part No.	Description	Q'ty	S.No.	I/C	REMARKS	Weight (kgf)	Weight (lb)
010	68398-66700	ASSY LINK,BUCKET	1				0	0
020	68741-66770	BUSH	2				0.17	0.374
030	68741-66780	SEAL,DUST	6				0.01	0.022
040	68741-66624	BUSH	2				0	0
050	06611-15010	NIPPLE,GREASE	1				0.01	0.022
060	68398-66720	LINK,BUCKET	1				4.25	9.35
070	68398-66730	LINK,BUCKET	1				4.5	9.9
080	68761-66750	PIN	1				2.15	4.73
090	06611-15010	NIPPLE,GREASE	1				0.01	0.022
100	01173-61200	BOLT	1				0.09	0.198
110	02174-60120	NUT	2				0.01	0.022
120	68391-66790	PIN	1				2.65	5.83
130	68741-66920	SPACER	1				0.01	0.022
140	04015-60120	WASHER,PLAIN	1				0.022	0.0484
150	01133-61225	BOLT	1				0.037	0.0814

BUCKET

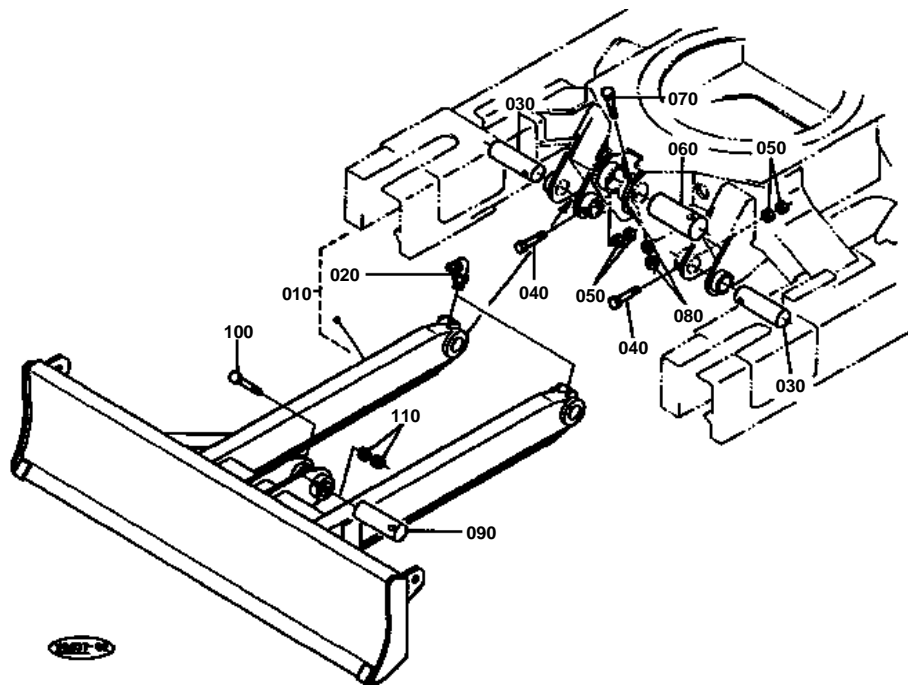


**BUCKET**

↔ Interchangeable; ≠ not interchangeable; ← new for old; → old for new

REF.No	Part No.	Description	Q'ty	S.No.	I/C	REMARKS	Weight (kgf)	Weight (lb)
010	68658-66010	ASSY BUCKET	1	≤10883		EXCEPT KTC KCL 600MM	0	0
010	68658-66012	ASSY BUCKET	1	≥10884	≠	EXCEPT KTC KCL 600MM	0	0
020	68318-66900	ASSY TEETH	4	≤11584		EXCEPT KTC KCL	0	0
020	68318-66100	ASSY TEETH	4	≥11585	←	EXCEPT KTC KCL	0	0
030	68131-66930	SHIM	4			EXCEPT KTC KCL	0.03	0.066
040	01176-61448	BOLT	8			EXCEPT KTC KCL	0.07	0.154
050	04512-60140	WASHER,SPRING	8			EXCEPT KTC KCL	0.006	0.0132
060	68131-66920	NUT	4			EXCEPT KTC KCL	0.14	0.308
070	69201-71390	SHIM	8			EXCEPT KTC KCL	0.012	0.0264
080	68741-66980	SIDE CUTTER	2	≤10883		EXCEPT KTC KCL	1.08	2.376
080	68318-66200	ASSY SIDE-CUTTER,LH	1	≥10884	≠	EXCEPT KTC KCL	2.2	4.84
090	68318-66930	SIDE-CUTTER LH	1	≥10884		EXCEPT KTC KCL	1.8	3.96
100	68311-66950	BOLT	4	≥10884		EXCEPT KTC KCL	0.08	0.176
110	02076-60160	NUT	4	≥10884		EXCEPT KTC KCL	0.03	0.066
120	68318-66300	ASSY SIDE-CUTTER,RH	1	≥10884		EXCEPT KTC KCL	2.2	4.84
130	68318-66940	SIDE-CUTTER,RH	1	≥10884		EXCEPT KTC KCL	1.9	4.18
140	68311-66950	BOLT	4	≥10884		EXCEPT KTC KCL	0.08	0.176
150	02076-60160	NUT	4	≥10884		EXCEPT KTC KCL	0.03	0.066
160	68761-66850	O RING	4				0.01	0.022
170	68131-67720	SHIM	8				0.024	0.0528
170	68131-67730	SHIM	2				0.036	0.0792
180	68741-67560	PIN	1				1.45	3.19
190	01173-61290	BOLT	1				0.082	0.1804
200	02174-60120	NUT	2				0.01	0.022
210	68761-66740	PIN	1				0	0
220	06611-15010	NIPPLE,GREASE	1				0.01	0.022
230	01173-61200	BOLT	1				0.09	0.198
240	02174-60120	NUT	2				0.01	0.022
250	68391-66790	PIN	1				2.65	5.83
260	68741-66920	SPACER	1				0.01	0.022
270	04015-60120	WASHER,PLAIN	1				0.022	0.0484
280	01133-61225	BOLT	1				0.037	0.0814

BLADE

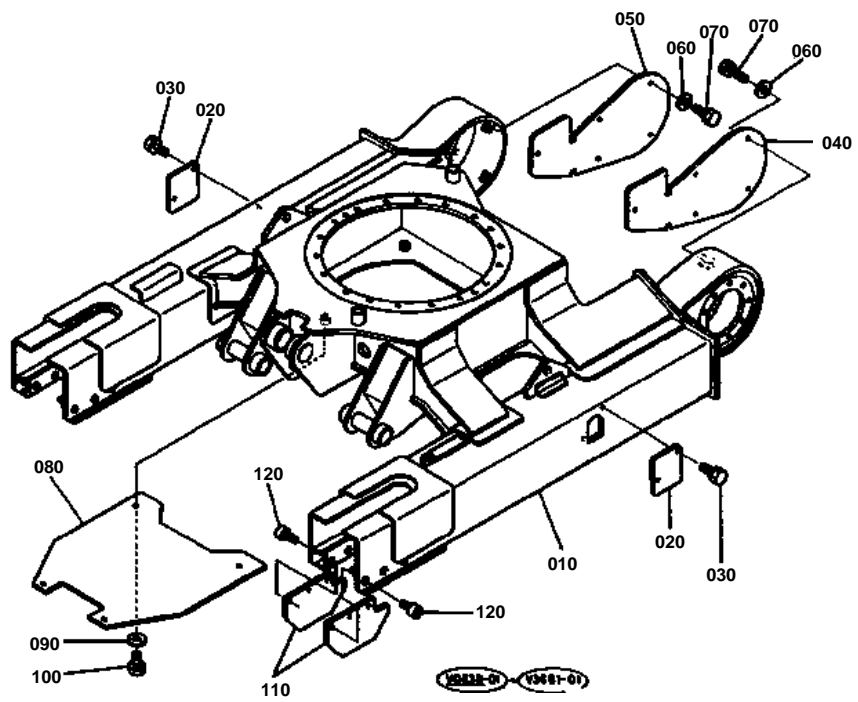


**BLADE**

↔ Interchangeable; ≠ not interchangeable; ← new for old; → old for new

REF.No	Part No.	Description	Q'ty	S.No.	I/C	REMARKS	Weight (kgf)	Weight (lb)
010	68658-94600	ASSY BLADE(L)	1			1510MM	0	0
020	06616-25010	NIPPLE,GREASE	2				0.008	0.0176
030	68741-74440	PIN	2				1.6	3.52
040	01173-61285	BOLT	2				0.08	0.176
050	02174-60120	NUT	4				0.01	0.022
060	68161-74440	PIN	1				1.51	3.322
070	01176-61090	BOLT	1				0.054	0.1188
080	02118-60100	NUT	2				0.006	0.0132
090	68741-75120	PIN	1				1.62	3.564
100	01173-61295	BOLT	1				0.085	0.187
110	02174-60120	NUT	2				0.01	0.022

TRUCK FRAME

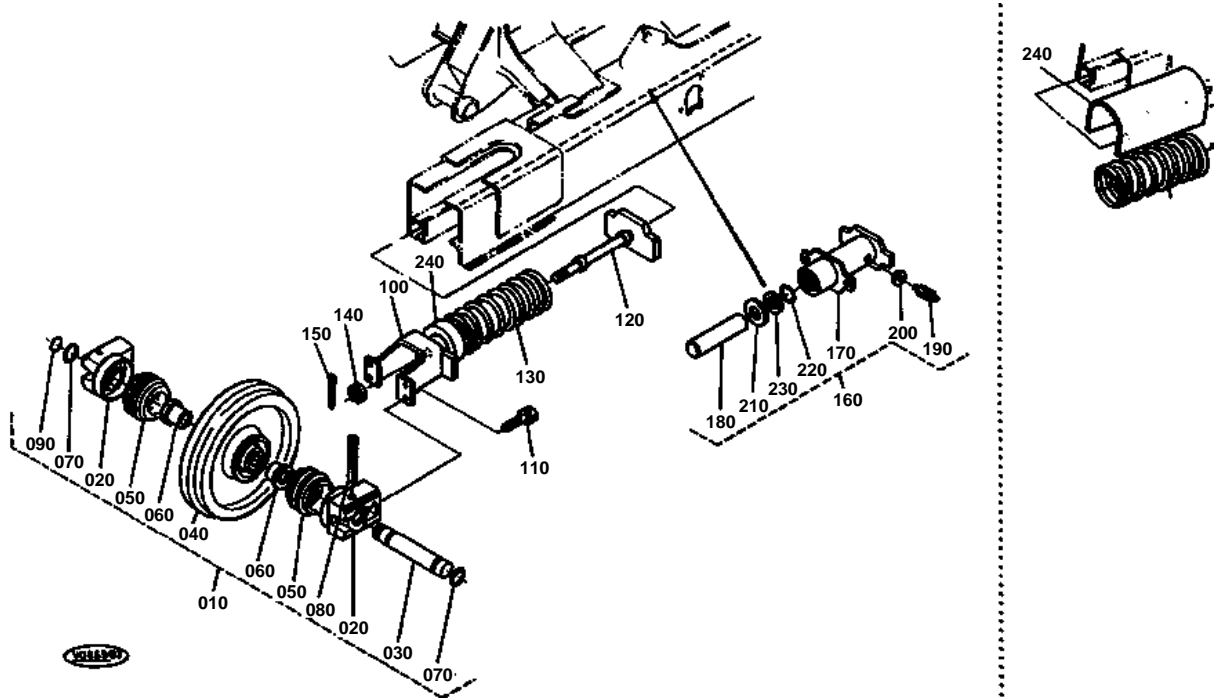


**TRUCK FRAME**

↔ Interchangeable; ≠ not interchangeable; ← new for old; → old for new

REF.No	Part No.	Description	Q'ty	S.No.	I/C	REMARKS	Weight (kgf)	Weight (lb)
010	68658-21110	FRAME,TRACK	1			KE,KDG,KUK,M.E.	0	0
010	68658-21210	FRAME,TRACK	1			KTC,KCL,KTA	0	0
020	68318-21140	COVER	2				0.28	0.616
030	01133-61220	BOLT	4				0.033	0.0726
040	68658-21150	COVER,MOTOR LH	1				1.82	4.004
050	68658-21160	COVER,MOTOR RH	1	<=11468			1.82	4.004
050	68658-21150	COVER,MOTOR LH	1	>=11469	↔		1.82	4.004
060	04015-60100	WASHER,PLAIN	10				0.015	0.033
070	01133-61020	BOLT	10				0.02	0.044
080	68658-21170	COVER	1			KE,KDG,KUK,M.E,	3.59	7.898
080	68651-21170	COVER	1			KTC,KCL,KTA	0	0
090	04015-60120	WASHER,PLAIN	4				0.022	0.0484
100	01133-61225	BOLT	4				0.037	0.0814
110	68318-21180	GUIDE	4				1.65	3.63
120	68541-21180	BOLT,HEX-SOC-HD	12				0.033	0.0726

IDLER

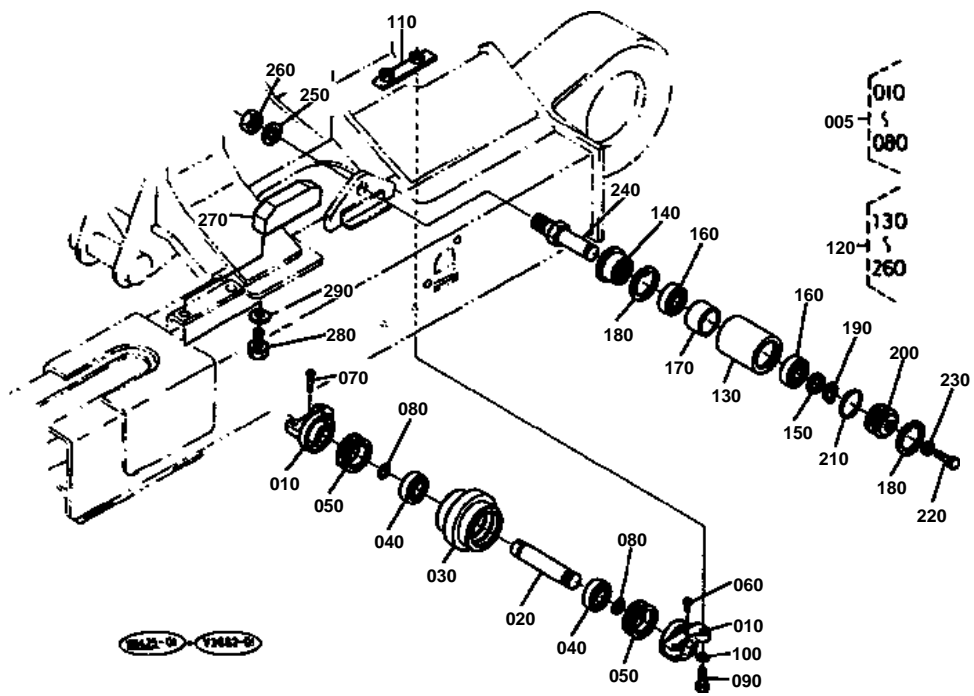


**IDLER**

↔ Interchangeable; ≠ not interchangeable; ← new for old; → old for new

REF.No	Part No.	Description	Q'ty	S.No.	I/C	REMARKS	Weight (kgf)	Weight (lb)
010	68658-21300	ASSY WHEEL,IDLER	2				0	0
020	68318-21320	BRACKET	4				0	0
030	68761-21330	SHAFT,IDLER	2				1.36	2.992
040	68658-21340	WHEEL,IDLER	2				21	46.2
050	68221-14630	SEAL,FLOATING	4				0.19	0.418
060	68761-21360	BUSH	4				0.13	0.286
070	04811-50300	O RING	4				0.001	0.0022
080	05411-01080	PIN,SPRING	2				0.015	0.033
090	68761-21380	WIRE	2				0.01	0.022
100	68651-21410	YOKE	2				5.45	11.99
110	01133-61230	BOLT	8				0.04	0.088
120	68651-21430	RETAINER,SPRING	2				4.1	9.02
130	68221-21542	SPRING	2				5.3	11.66
140	68111-21530	NUT	2				0.075	0.165
150	05511-50655	PIN,SPLIT	2				0.014	0.0308
160	68651-21500	ASSY CYLINDER	2				12.4	27.28
170	68651-21510	TUBE,CYLINDER	2				8	17.6
180	68271-21520	RAM	2				3.84	8.448
190	68371-21533	NIPPLE,CYLINDER	2	<=11744			0	0
190	68371-21535	NIPPLE,CYLINDER	2	>=11745	←		0.045	0.099
200	04724-00120	GASKET	2				0.002	0.0044
210	68271-21550	SEAL,ROD	2				0.01	0.022
220	04810-00600	O RING	2				0.007	0.0154
230	68271-21560	RING,BACK UP	2				0.002	0.0044
240	68651-21440	SPACER	1	<=11041		RUBBER CRAWLER TYPE	0	0
240	68751-94210	SPACER	1	>=11042	≠	RUBBER CRAWLER TYPE	0.585	1.287

TRUCK ROLLER



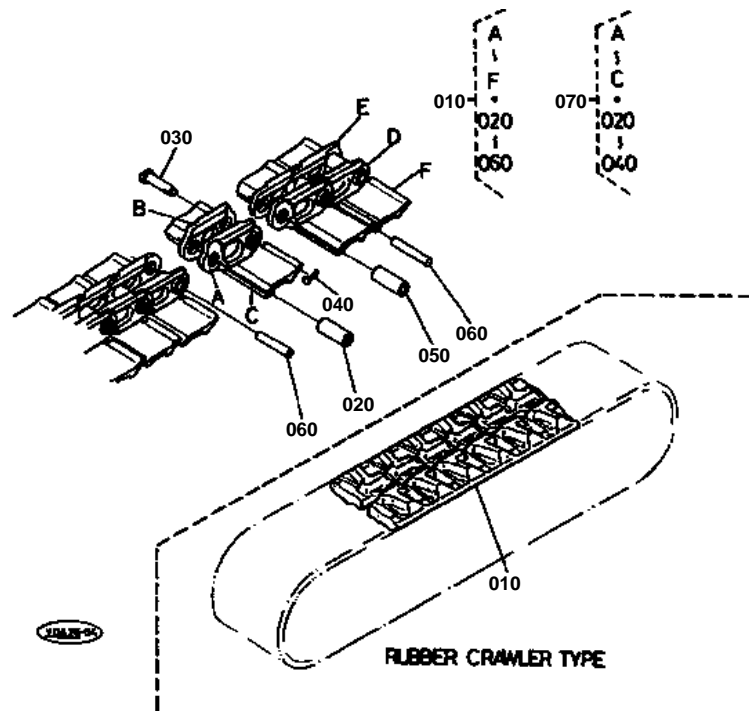


TRUCK ROLLER

↔ Interchangeable; ≠ not interchangeable; ← new for old; → old for new

REF.No	Part No.	Description	Q'ty	S.No.	I/C	REMARKS	Weight (kgf)	Weight (lb)
005	68658-21700	ASSY ROLLER,TRUCK	8				0	0
010	68318-21710	BRACKET	16				0	0
020	68741-21720	SHAFT,TRUCK ROLLER	8				0.8	1.76
030	68658-21750	ROLLER,TRUCK	8				0	0
040	08241-05206	BEARING,BALL	16				0.299	0.6578
050	68741-21350	SEAL,FLOATING	16				0	0
060	68221-21730	PIN	8				0.005	0.011
070	68741-21770	PIN,JOINT	8				0.01	0.022
080	04811-00240	O RING	16				0.001	0.0022
090	01173-61240	BOLT	32				0.045	0.099
100	04512-60120	WASHER,SPRING	32				0.005	0.011
110	68311-21780	NUT	16				0.11	0.242
120	68318-21900	ASSY ROLLER,CARRYER	2				3.8	8.36
130	68318-21950	ROLLER,CARRIER	2				1.83	4.026
140	68221-21930	SEAL,OIL	2				0.1	0.22
150	68351-21960	SPACER	2				0.006	0.0132
160	08141-06206	BEARING,BALL	4				0.192	0.4224
170	68351-21970	COLLAR	2				0.125	0.275
180	04611-00620	CIR CLIP,INTERNAL	4				0.011	0.0242
190	04612-00300	CIR CLIP,EXTERNAL	2				0.003	0.0066
200	68351-21980	CAP	2				0.19	0.418
210	04811-07560	O RING	2				0.002	0.0044
220	06331-35010	PLUG	2				0.012	0.0264
230	04717-01000	WASHER,WITH RUBBER	2				0.001	0.0022
240	68318-21920	SHAFT,CARRIER ROLLER	2				0	0
250	69201-66320	WASHER,SPRING	2				0.07	0.154
260	69201-66390	NUT	2				0.145	0.319
270	68311-21830	GUIDE UPPER	2			RUBBER CRAWLER TYPE	2.1	4.62
280	01133-61220	BOLT	4			RUBBER CRAWLER TYPE	0.033	0.0726
290	04013-60120	WASHER,PLAIN	4			RUBBER CRAWLER TYPE	0.01	0.022

CRAWLER



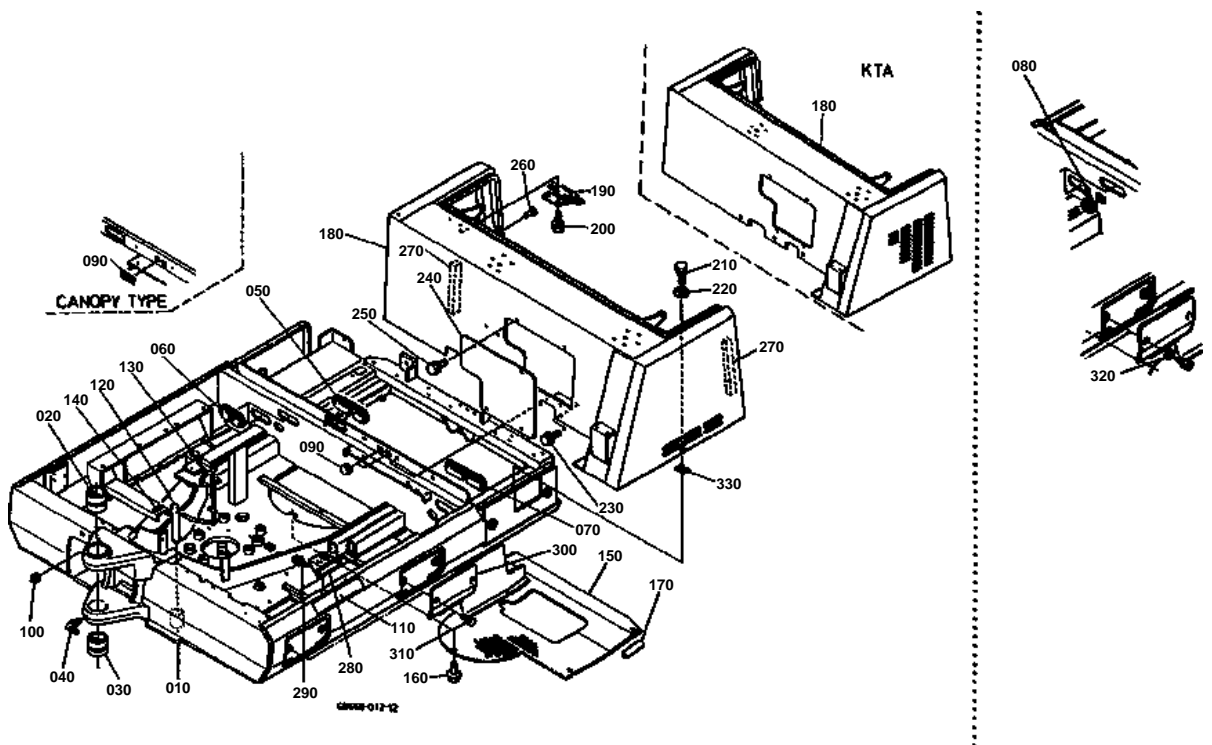


CRAWLER

↔ Interchangeable; ≠ not interchangeable; ← new for old; → old for new

REF.No	Part No.	Description	Q'ty	S.No.	I/C	REMARKS	Weight (kgf)	Weight (lb)
010	68658-22100	ASSY CRAWLER	2	<=11740		350MM	190	418
010	68655-22100	ASSY CRAWLER	2	>=11741	←	350MM	0	0
010	90561-41152	CRAWLER,RUBBER	2			RUBBER CRAWLER TYPE	0	0
020	68351-22162	BUSH	2				0.25	0.55
030	68351-22182	PIN,MASTER	2				0.23	0.506
040	68351-22190	PIN,SET	2				0.007	0.0154
050	68351-22162	BUSH	84				0.25	0.55
060	68351-22174	PIN,LINK	84				0.235	0.517
070	68651-22250	ASSY LINK,MASTER	2	<=12091		OPTION	0	0
070	68651-22252	ASSY LINK,MASTER	2	>=12092	←		4.5	9.9

SWIVEL FRAME



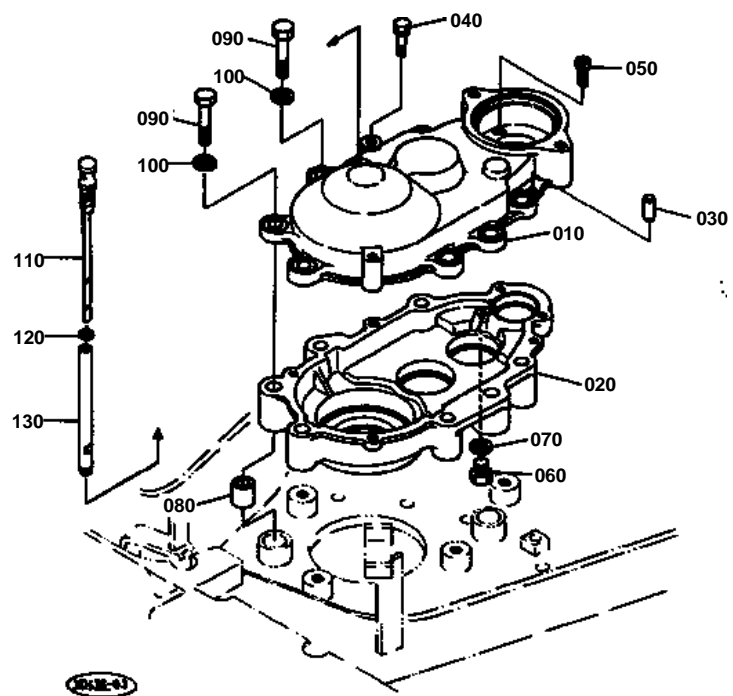


SWIVEL FRAME

↔ Interchangeable; ≠ not interchangeable; ← new for old; → old for new

REF.No	Part No.	Description	Q'ty	S.No.	I/C	REMARKS	Weight (kgf)	Weight (lb)
010	68658-41110	FRAME,SWING	1	≤11276		KE,KDG,KUK,M.E.	0	0
010	68658-41080	FRAME,SWING	1	≥11277	↔	KE,KDG,KUK,M.E.	0	0
010	68658-41120	FRAME,SWING	1			KTC,KCL,KTA	0	0
020	68311-41120	BUSH	1				0.57	1.254
030	68311-41130	BUSH	1				0.43	0.946
040	06616-35010	NIPPLE,GREASE	1				0.009	0.0198
050	68311-41320	GROMMET	1	≤10934			0.04	0.088
050	68651-41310	TRIM	1	≥10935	↔		0.05	0.11
060	68311-41330	GROMMET	2	≤10934			0.03	0.066
060	68311-41330	GROMMET	2	≥10935	↔		0.03	0.066
070	68311-41360	GROMMET	1	≤10934			0	0
070	68311-41470	TRIM	1	≥10935	↔		0.02	0.044
080	68311-41340	GROMMET	1	≤10934			0.01	0.022
090	68311-41380	LABEL	1			CANOPY TYPE	0.001	0.0022
090	68331-51430	GROMMET	2			CABIN TYPE	0.01	0.022
100	68551-51250	CUSHION	1				0.001	0.0022
110	68311-41160	STOPPER	1			CANOPY TYPE	0.02	0.044
120	68311-41180	PIN,SWING LOCK	1	≤11681			0	0
120	RD101-41180	PIN,SWING LOCK	1	≥11682	←		0.89	1.958
130	68391-41192	LEVER,SWING LOCK	1				0.3	0.66
140	05515-51000	PIN,SNAP	1				0	0
150	68658-41140	COVER	1				6.6	14.52
160	01135-61020	BOLT	5				0.015	0.033
170	68493-42890	GROMMET	1				0.02	0.044
180	68658-41210	FRAME,ARCH	1	≤10933		KE,KDG,KUK,M.E.	0	0
180	68658-41214	FRAME,ARCH	1	≥10934	≠	KE,KDG,KUK,M.E.	50	110
180	68658-41220	FRAME,ARCH	1			KTC,KCL,KTA	86.3	189.86
180	68658-41310	FRAME,ARCH	1	≥11741		KTA	0	0
190	68318-41220	HINGE	2				0.77	1.694
200	01133-61020	BOLT	4				0.02	0.044
210	01133-61225	BOLT	4				0.037	0.0814
220	04013-60120	WASHER,PLAIN	4				0.01	0.022
230	01135-61020	BOLT	4				0.015	0.033
240	68318-41230	COVER	1			KE,KDG,KUK,M.E.	1.78	3.916
240	68658-41230	COVER	1			KTC,KCL,KTA	1.9	4.18
250	01133-61016	BOLT	4				0.018	0.0396
260	68351-43220	CUSHION	2				0.004	0.0088
270	68311-41280	TRIM	2				0.027	0.0594
280	68311-41170	BRACKET	1				0.31	0.682
290	01135-61020	BOLT	2				0.015	0.033
300	68318-41410	COVER	2				0.61	1.342
310	68311-41450	BOLT,HEX-SOC-HD	4	≤11014			0.015	0.033
310	01123-60816	BOLT	4	≥11015	↔		0.01	0.022
310	01123-60820	BOLT	4	≥11254	↔		0.015	0.033
320	04512-60080	WASHER,SPRING	4	≤11014			0.002	0.0044
330	68311-41250	SHIM	2	≥11413			0.003	0.0066

SWIVEL GEAR CASE



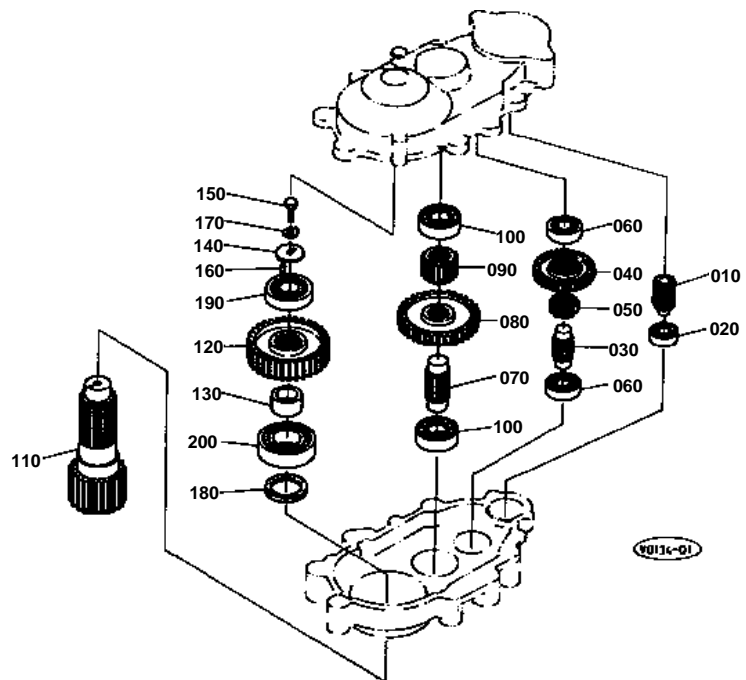


SWIVEL GEAR CASE

↔ Interchangeable; ≠ not interchangeable; ← new for old; → old for new

REF.No	Part No.	Description	Q'ty	S.No.	I/C	REMARKS	Weight (kgf)	Weight (lb)
010	68391-17110	COVER,GEAR CASE	1				9	19.8
020	68741-17135	CASE,GEAR SWING	1				10.5	23.1
030	05012-01022	PIN,STRAIGHT	2				0.014	0.0308
040	01133-61060	BOLT	2				0.04	0.088
050	01315-11020	BOLT,HEX-SOC-HD	2				0.02	0.044
060	06331-35016	PLUG	1				0.04	0.088
070	04717-01600	WASHER,WITH RUBBER	1				0.003	0.0066
080	68773-17190	KNOCK COLLAR	2				0.1	0.22
090	01173-61600	BOLT	7				0.165	0.363
100	04512-60160	WASHER,SPRING	7				0.01	0.022
110	68391-17140	GAUGE,OIL	1	<=11014			0.08	0.176
110	68391-17150	GAUGE,OIL	1	>=11015	≠		0.02	0.044
120	04717-01600	WASHER,WITH RUBBER	1				0.003	0.0066
130	68391-17160	PIPE	1	<=11014			0.42	0.924
130	68391-17162	PIPE	1	>=11015	≠		0.38	0.836

SWIVEL GEAR



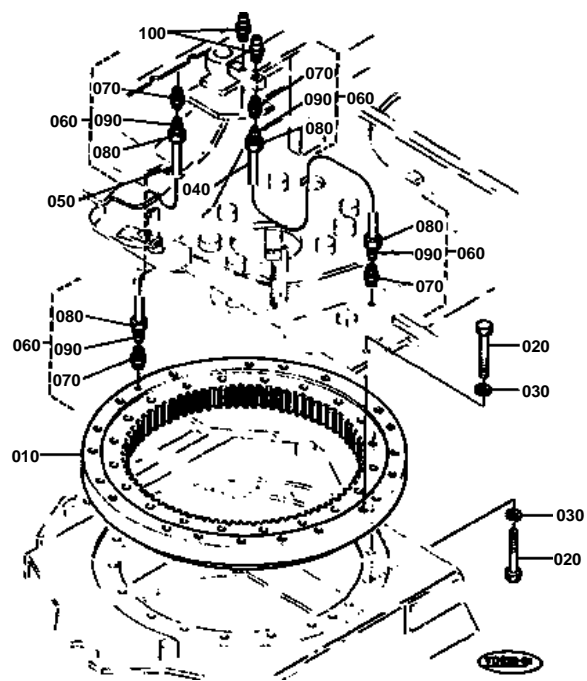


SWIVEL GEAR

↔ Interchangeable; ≠ not interchangeable; ← new for old; → old for new

REF.No	Part No.	Description	Q'ty	S.No.	I/C	REMARKS	Weight (kgf)	Weight (lb)
010	68741-13110	GEAR	1				0.21	0.462
020	08101-06006	BEARING,BALL	1				0.13	0.286
030	68741-18210	SHAFT	1				0.2	0.44
040	68741-18220	GEAR	1				0.65	1.43
050	68761-18240	GEAR	1				0.22	0.484
060	08101-06305	BEARING,BALL	2				0.23	0.506
070	68741-18310	SHAFT	1				0.6	1.32
080	68761-18340	GEAR	1				1.38	3.036
090	68741-18330	GEAR	1				0.46	1.012
100	38450-25350	BEARING,BALL	2				0.345	0.759
110	68651-18410	SHAFT,PINION	1				5.035	11.077
120	68741-18440	GEAR	1				4.92	10.824
130	68741-18430	COLLAR	1				0.23	0.506
140	68131-31480	WASHER	1				0.12	0.264
150	01173-61225	BOLT	1				0.034	0.0748
160	05012-00410	PIN,STRAIGHT	1				0.001	0.0022
170	68131-31430	WASHER,WITH CLAW	1				0.01	0.022
180	09506-08012	SEAL,OIL	1				0.038	0.0836
190	08101-06309	BEARING,BALL	1				0.82	1.804
200	08621-00311	BEARING,ROLLER	1				1.48	3.256

SWIVEL BEARING



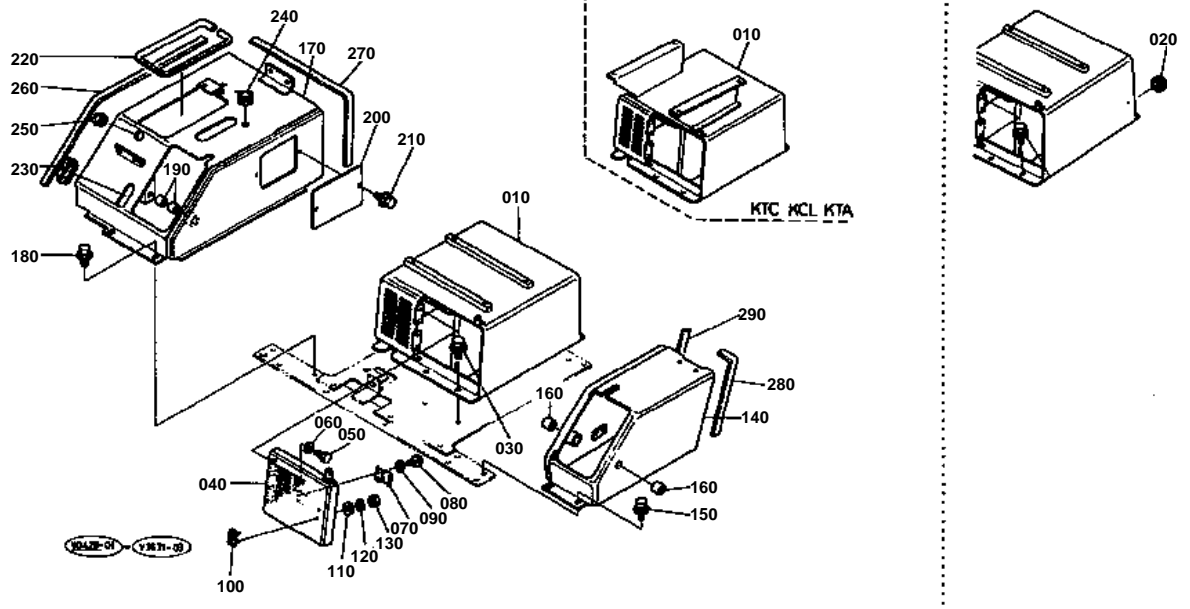


SWIVEL BEARING

↔ Interchangeable; ≠ not interchangeable; ← new for old; → old for new

REF.No	Part No.	Description	Q'ty	S.No.	I/C	REMARKS	Weight (kgf)	Weight (lb)
010	68658-19110	BEARING,SWING	1	<=11584			0	0
010	68658-19112	BEARING,SWING	1	>=11585	≠		0	0
020	01176-61635	BOLT	39				0.04	0.088
030	04512-60160	WASHER,SPRING	39				0.01	0.022
040	68741-19210	TUBE,NYLON	1				0.02	0.044
050	68311-19220	TUBE,GREASE	1				0.01	0.022
060	68241-67470	CONNECTOR	4				0.013	0.0286
070	68241-67480	BODY,CONNECTOR	4				0.01	0.022
080	68331-41350	NUT	4				0.002	0.0044
090	68331-41340	SLEEVE	4				0.001	0.0022
100	06611-15010	NIPPLE,GREASE	2				0.01	0.022

FLOOR PLATE (1)



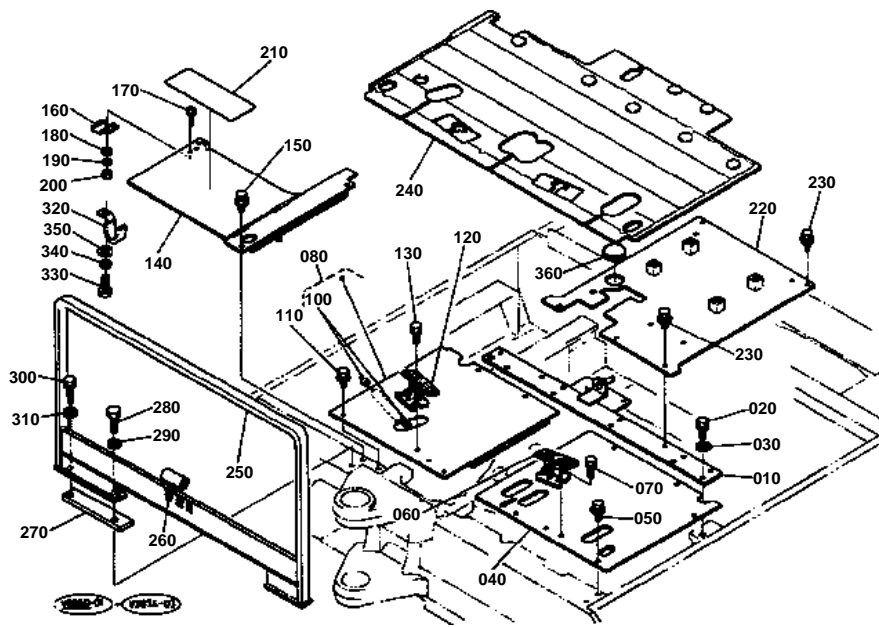


FLOOR PLATE (1)

↔ Interchangeable; ≠ not interchangeable; ← new for old; → old for new

REF.No	Part No.	Description	Q'ty	S.No.	I/C	REMARKS	Weight (kgf)	Weight (lb)
010	68327-44360	CASE,TOOLS	1			KE,KDG,KUK,M.E.	8.5	18.7
010	68328-44370	CASE,TOOLS	1			KTC,KCL,KTA	10.306	22.6732
020	90407-11210	GROMMET	1	≤11313			0.006	0.0132
030	01135-61020	BOLT	4				0.015	0.033
040	68317-44370	COVER,TOOLS BOX	1			KE,KDG,KUK,M.E.	0.6	1.32
040	68318-44370	COVER,TOOLS BOX	1			KTC,KCL,KTA	0.6	1.32
050	01053-60612	BOLT	4				0.006	0.0132
060	04012-50060	WASHER,PLAIN	4				0.001	0.0022
070	68701-41240	SPRING,CATCH	1				0.01	0.022
080	03024-60512	SCREW,WITH WASHER	2				0.002	0.0044
090	04012-50050	WASHER,PLAIN	2				0.001	0.0022
100	55411-21360	CATCH	1				0.018	0.0396
110	04012-50050	WASHER,PLAIN	2				0.001	0.0022
120	04512-60050	WASHER,SPRING	2				0.002	0.0044
130	02054-60050	NUT	2				0.003	0.0066
140	68318-44210	COVER LH	1	≤11041		KE,KDG,KUK,M.E.	0	0
140	68318-44212	COVER LH	1	≥11042	←	KE,KDG,KUK,M.E.	0.45	0.99
140	68658-44210	COVER LH	1			KTC,KCL,KTA	4.5	9.9
150	01135-61020	BOLT	4				0.015	0.033
160	08511-01620	BUSH	2				0.008	0.0176
170	68318-44540	COVER RH	1				7.4	16.28
180	01135-61020	BOLT	4				0.015	0.033
190	08511-01620	BUSH	2				0.008	0.0176
200	68318-44550	COVER	1				0.25	0.55
210	01125-60816	BOLT	2				0.01	0.022
220	68311-44520	TRIM	1				0.05	0.11
230	68311-44570	GROMMET	1				0.03	0.066
240	68331-51430	GROMMET	1				0.01	0.022
250	90407-11210	GROMMET	1				0.006	0.0132
260	68311-44710	SEAL RUBBER	1	≤11145			0.04	0.088
260	68311-44720	SEAL RUBBER	1	≥11146	←		0.03	0.066
270	68311-44720	SEAL RUBBER	1	≤11145			0.03	0.066
270	68311-44750	SEAL RUBBER	1	≥11146	←		0.018	0.0396
280	68311-44730	SEAL RUBBER	1				0.01	0.022
290	68311-44740	SEAL RUBBER	1				0.01	0.022

FLOOR PLATE (2)



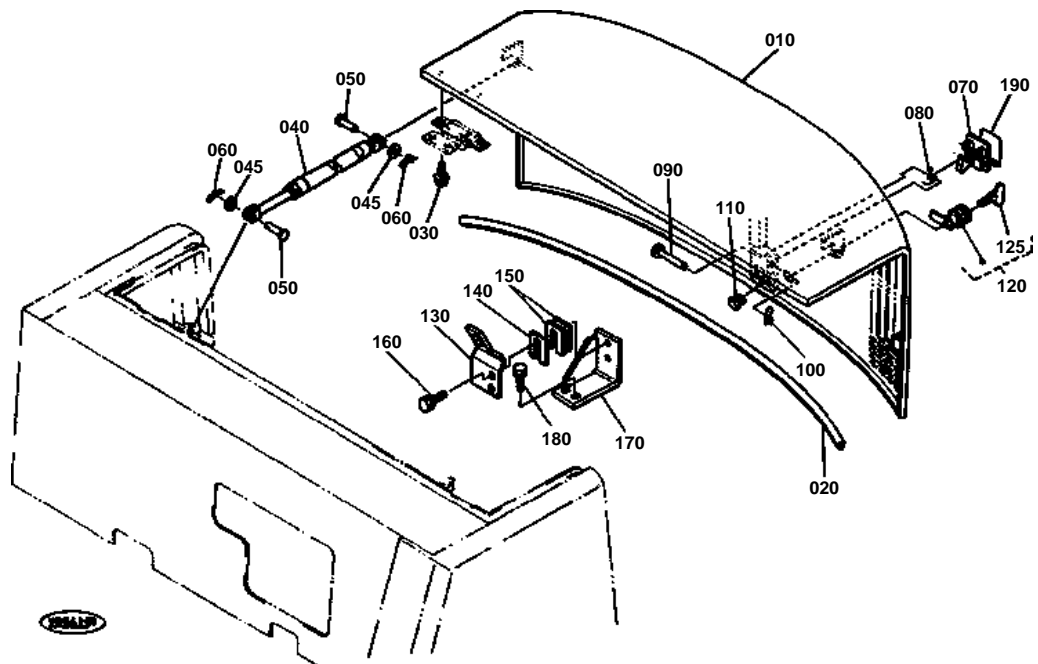


FLOOR PLATE (2)

↔ Interchangeable; ≠ not interchangeable; ← new for old; → old for new

REF.No	Part No.	Description	Q'ty	S.No.	I/C	REMARKS	Weight (kgf)	Weight (lb)
010	68318-44110	SUPPORT,STEP	1				3	6.6
020	01133-61225	BOLT	2				0.037	0.0814
030	04013-60120	WASHER,PLAIN	2				0.01	0.022
040	68318-44130	STEP	1				3.6	7.92
050	01135-61020	BOLT	5				0.015	0.033
060	68318-44140	SUPPORT,PLATE	1				1.12	2.464
070	01133-61025	BOLT	2				0.02	0.044
080	68328-44100	ASSY STEP	1				3.7	8.14
090	99999-99999	BLANK	0				0	0
100	08511-01210	BUSH	2				0.005	0.011
110	01135-61020	BOLT	4				0.015	0.033
120	68318-44140	SUPPORT,PLATE	1				1.12	2.464
130	01133-61025	BOLT	2				0.02	0.044
140	68398-44170	COVER	1				3.2	7.04
150	01135-61020	BOLT	2				0.015	0.033
160	68701-41240	SPRING,CATCH	1				0.01	0.022
170	03024-60512	SCREW,WITH WASHER	2				0.002	0.0044
180	04012-50050	WASHER,PLAIN	2				0.001	0.0022
190	04512-60050	WASHER,SPRING	2				0.002	0.0044
200	02054-60050	NUT	2				0.003	0.0066
210	68391-44180	STOPPER	1				0.09	0.198
220	68328-44350	STEP	1				6.2	13.64
230	01135-61020	BOLT	5				0.015	0.033
240	68658-44450	MAT	1			CABIN TYPE	3.8	8.36
240	68318-44450	MAT	1			CANOPY TYPE	3.2	7.04
250	68311-44120	PAIL,HAND	1			CANOPY TYPE	5	11
260	68311-44190	COVER	1			CANOPY TYPE	0.01	0.022
270	68391-44580	SPACER	1			CANOPY TYPE	0.11	0.242
280	01173-61635	BOLT	2			CANOPY TYPE	0.077	0.1694
290	04512-60160	WASHER,SPRING	2			CANOPY TYPE	0.01	0.022
300	01133-61235	BOLT	2			CANOPY TYPE	0.043	0.0946
310	04013-60120	WASHER,PLAIN	2			CANOPY TYPE	0.01	0.022
320	36200-77610	ASSY CLAMP,CORD	1				0.002	0.0044
330	01173-61014	BOLT	1				0.02	0.044
340	04512-60100	WASHER,SPRING	1				0.002	0.0044
350	04013-60100	WASHER,PLAIN	1				0.004	0.0088
360	68621-96090	GROMMET	1				0.028	0.0616

BONNET

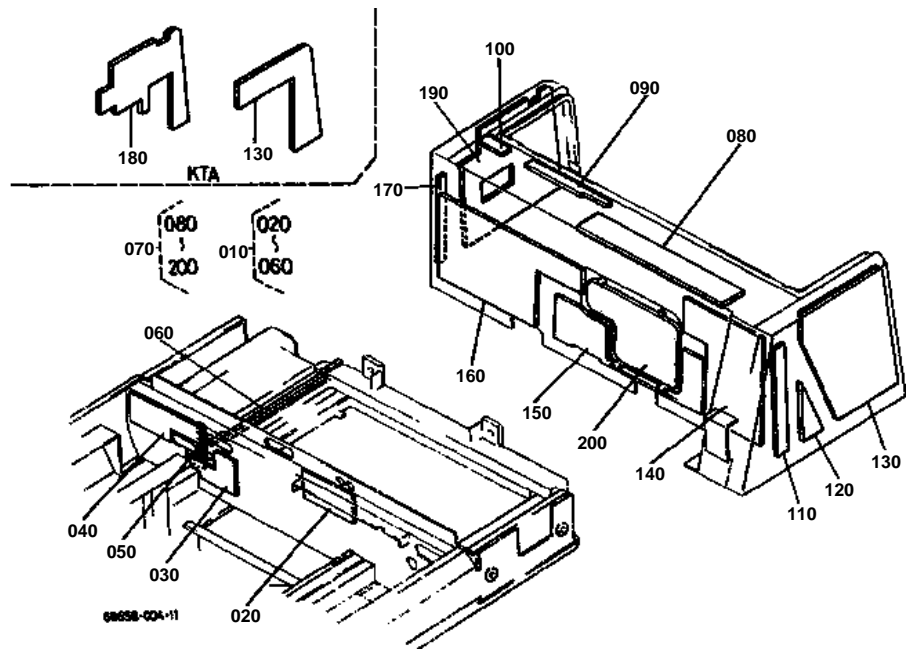


**BONNET**

↔ Interchangeable; ≠ not interchangeable; ← new for old; → old for new

REF.No	Part No.	Description	Q'ty	S.No.	I/C	REMARKS	Weight (kgf)	Weight (lb)
010	68658-43410	COVER,BONNET	1	<=10933			38	83.6
010	68658-43412	COVER,BONNET	1	>=10934	≠		32.8	72.16
020	68651-43520	TRIM	1				0.268	0.5896
030	01135-61020	BOLT	4				0.015	0.033
040	68651-43450	STAY	1	<=10933			0.62	1.364
040	68151-43450	STAY	2	>=10934	≠		0.34	0.748
045	04013-60100	WASHER,PLAIN	4	>=10934			0.004	0.0088
050	05122-51028	PIN,JOINT	2	<=10933			0	0
050	05122-51028	PIN,JOINT	4	>=10934			0	0
060	05515-51000	PIN,SNAP	2	<=10933			0	0
060	05515-51000	PIN,SNAP	4	>=10934			0	0
070	68318-43420	HOOK	1				0.3	0.66
080	68311-43430	SPRING	1				0.01	0.022
090	05122-51080	PIN,JOINT	1				0	0
100	05515-51000	PIN,SNAP	1				0	0
110	38240-29870	CUSHION	1				0.004	0.0088
120	68311-43440	ASSY KEY	1				0.09	0.198
125	68285-99910	KEY,CABIN	1				0.02	0.044
130	68651-43460	BRACKET	1				1.1	2.42
140	68311-43480	SHIM	1				0.1	0.22
150	68311-43490	SHIM	2				0.05	0.11
160	01133-61040	BOLT	2				0.03	0.066
170	68651-43470	BRACKET	1				1.72	3.784
180	01133-61025	BOLT	2				0.02	0.044
190	68311-43530	PLATE,PARTITION	1				0.01	0.022

SPONGE (1) [KTC KCL KTA]

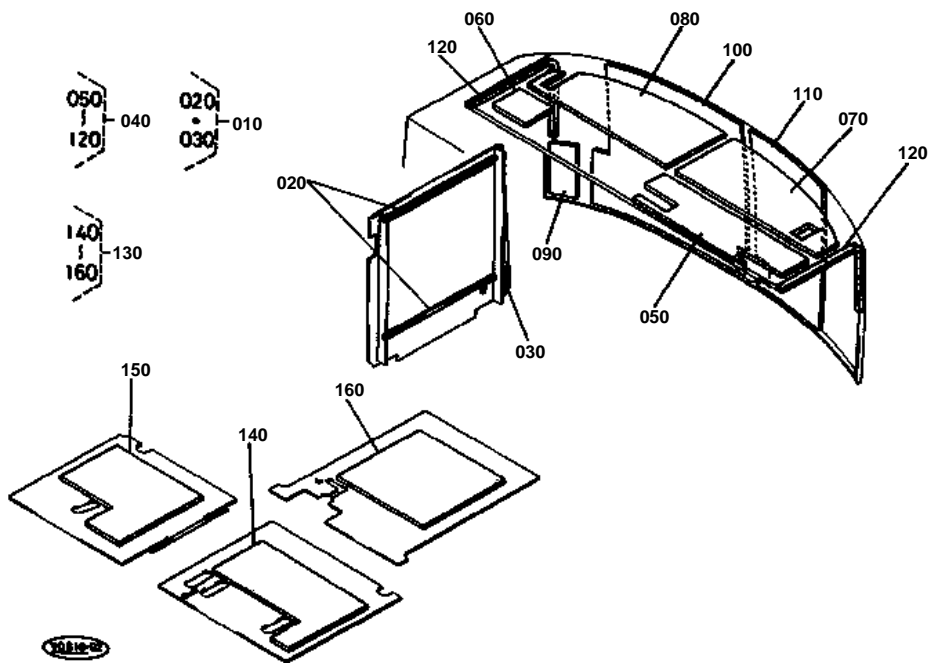


**SPONGE (1) [KTC KCL KTA]**

↔ Interchangeable; ≠ not interchangeable; ← new for old; → old for new

REF.No	Part No.	Description	Q'ty	S.No.	I/C	REMARKS	Weight (kgf)	Weight (lb)
010	68658-41500	KIT SPONGE	1				0.16	0.352
020	68651-41510	SPONGE	1				0.04	0.088
030	68658-41510	SPONGE	1				0.08	0.176
040	68651-41530	SPONGE	1				0.045	0.099
050	68651-41540	SPONGE	1				0.01	0.022
060	68651-41550	SPONGE	1				0.015	0.033
070	68658-41600	KIT SPONGE	1				2.5	5.5
070	68658-41800	KIT SPONGE	1	>=11741		KTA	1.2	2.64
080	68658-41610	SPONGE	1				0.18	0.396
090	68651-41620	SPONGE	1				0.022	0.0484
100	68651-41630	SPONGE	1				0.01	0.022
110	68658-41620	SPONGE	1				0.025	0.055
120	68658-41630	SPONGE	1				0.009	0.0198
130	68658-41640	SPONGE	1				0.2	0.44
130	68658-41840	SPONGE	1	>=11741		KTA	0.12	0.264
140	68658-41650	SPONGE	1				0.18	0.396
150	68651-41670	SPONGE	1				0.11	0.242
160	68658-41660	SPONGE	1				0.2	0.44
170	68658-41670	SPONGE	1				0.015	0.033
180	68658-41680	SPONGE	1				0.2	0.44
180	68658-41880	SPONGE	1	>=11741		KTA	0.19	0.418
190	68658-41690	SPONGE	1				0.09	0.198
200	68651-41710	SPONGE	1				0.1	0.22

SPONGE (2)



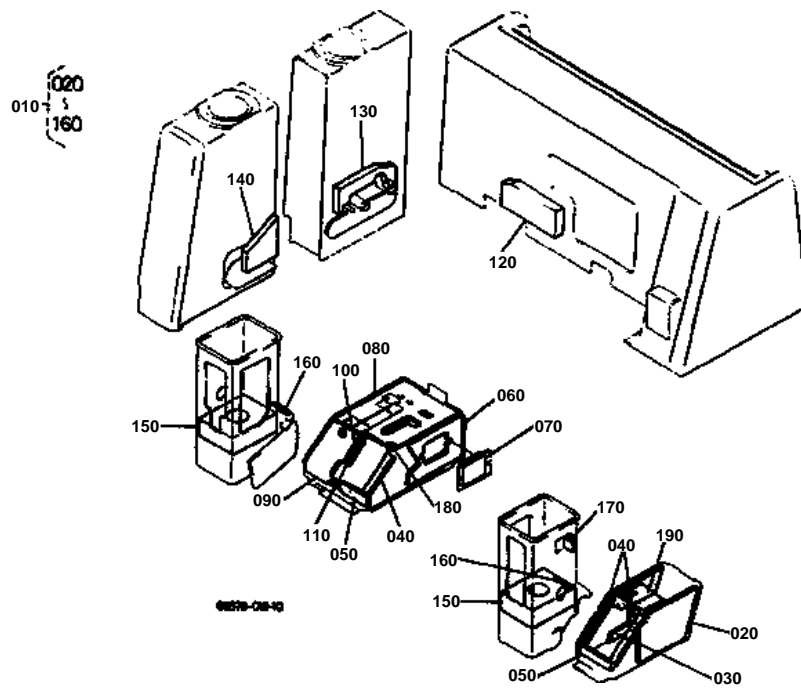


SPONGE (2)

↔ Interchangeable; ≠ not interchangeable; ← new for old; → old for new

REF.No	Part No.	Description	Q'ty	S.No.	I/C	REMARKS	Weight (kgf)	Weight (lb)
010	68651-42900	KIT SPONGE	1				0.08	0.176
020	68651-42910	SPONGE	2				0.013	0.0286
030	68651-42920	SPONGE	1				0.008	0.0176
040	68651-43700	KIT SPONGE	1	<=10933			1.7	3.74
040	68651-43702	KIT SPONGE	1	>=10934	≠		2.3	5.06
050	68651-43710	SPONGE	1				0	0
060	68651-43720	SPONGE	1				0	0
070	68651-43730	SPONGE	1	<=10933			0.14	0.308
070	68651-43732	SPONGE	1	>=10934	≠		0.15	0.33
080	68651-43740	SPONGE	1	<=10933			0.15	0.33
080	68651-43743	SPONGE	1	>=10934	≠		0.15	0.33
090	68651-43750	SPONGE	1				0.03	0.066
100	68651-43760	SPONGE	1				0.2	0.44
110	68651-43770	SPONGE	1				0.19	0.418
120	68651-43780	SPONGE	2				0.01	0.022
130	68311-44600	KIT SPONGE	1				0.3	0.66
140	68311-44610	SPONGE	1				0.1	0.22
150	68311-44620	SPONGE	1				0.085	0.187
160	68311-44630	SPONGE	1				0.07	0.154

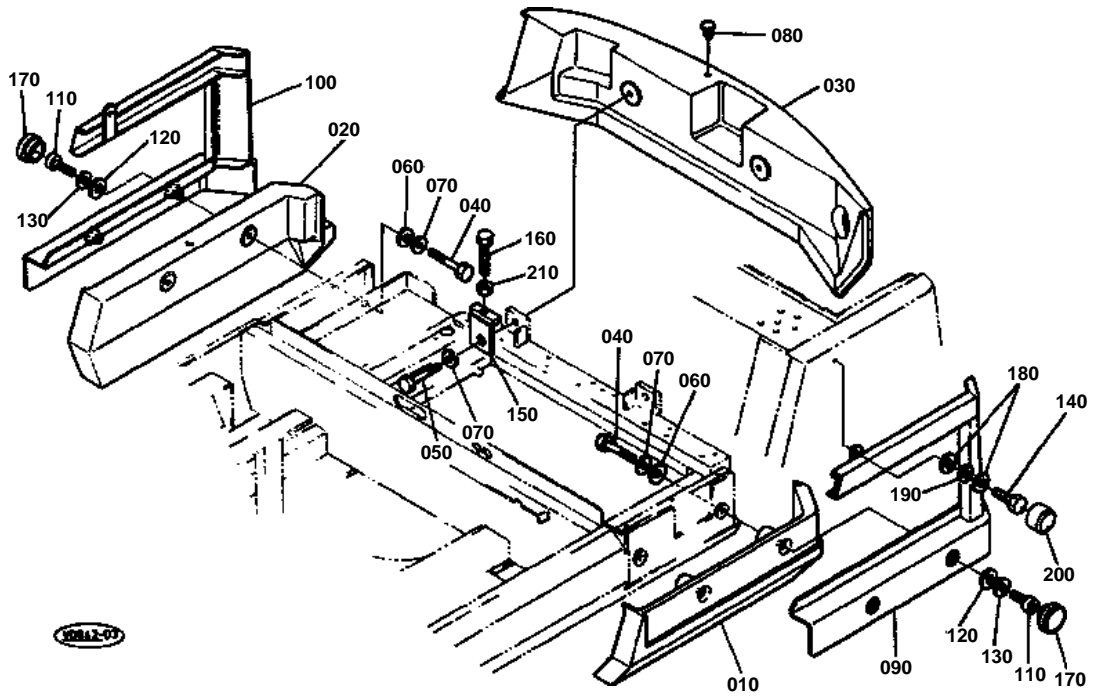
SPONGE (3) [KTC KCL KTA]



**SPONGE (3) [KTC KCL KTA]**

↔ Interchangeable; ≠ not interchangeable; ← new for old; → old for new

REF.No	Part No.	Description	Q'ty	S.No.	I/C	REMARKS	Weight (kgf)	Weight (lb)
010	68658-44300	KIT SPONGE	1				1.21	2.662
020	68301-96210	SPONGE	1				0.06	0.132
030	68301-96232	SPONGE	1				0.05	0.11
040	68311-44740	SEAL RUBBER	3				0.01	0.022
050	68301-96250	SPONGE	2				0.01	0.022
060	68301-96260	SPONGE	1				0.05	0.11
070	68301-96270	SPONGE	1				0.02	0.044
080	68301-96280	SPONGE	1				0.1	0.22
090	68301-96290	SPONGE	1				0.04	0.088
100	68151-96260	SEAL RUBBER	1				0.007	0.0154
110	68151-96270	SEAL RUBBER	1				0.003	0.0066
120	68301-96310	SPONGE	1				0.113	0.2486
130	68301-96320	SPONGE	1				0.06	0.132
140	68301-96330	SPONGE	1				0.03	0.066
150	68301-96340	SPONGE	2				0.07	0.154
160	68301-96370	GROMMET	2				0.005	0.011
170	68301-96380	GROMMET	1				0.005	0.011
180	68301-96390	GROMMET	1				0.01	0.022
190	68658-44220	GROMMET	1				0.004	0.0088



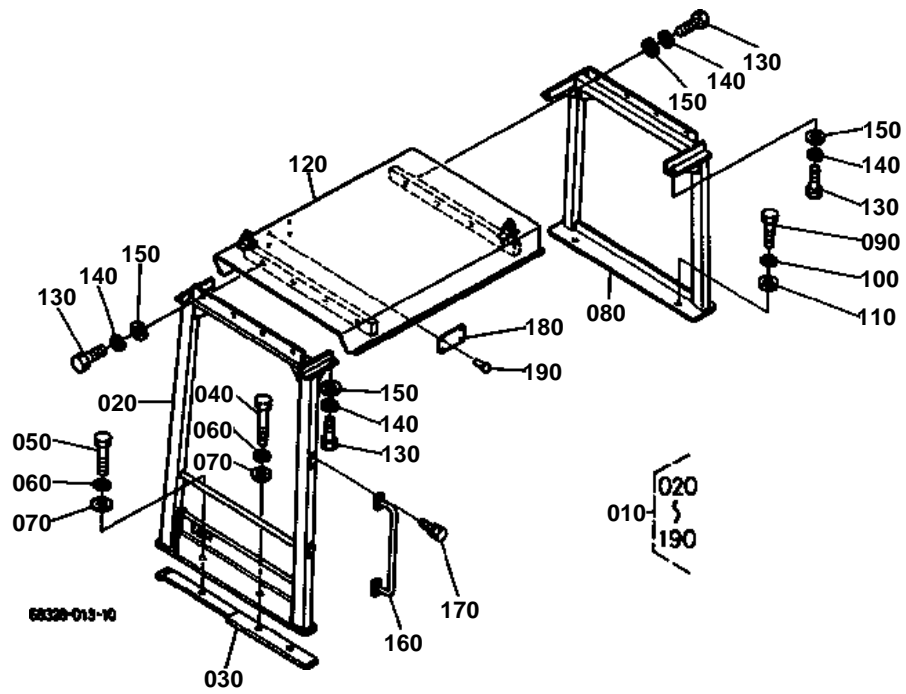


WEIGHT

↔ Interchangeable; ≠ not interchangeable; ← new for old; → old for new

REF.No	Part No.	Description	Q'ty	S.No.	I/C	REMARKS	Weight (kgf)	Weight (lb)
010	68658-48210	WEIGHT LH	1				35	77
020	68658-48220	WEIGHT RH	1				94.5	207.9
030	68658-48230	WEIGHT	1				0	0
040	01173-61645	BOLT	4				0.09	0.198
050	01173-61655	BOLT	2				0.11	0.242
060	04015-60160	WASHER,PLAIN	4				0.058	0.1276
070	04512-60160	WASHER,SPRING	6				0.01	0.022
080	90585-11990	PLUG	1				0.003	0.0066
090	68658-48310	PROTECTOR LH	1				16	35.2
100	68658-48320	PROTECTOR RH	1				16	35.2
110	68651-48370	BOLT,HEX-SOC-HD	4				0.08	0.176
120	04013-60160	WASHER,PLAIN	4				0.01	0.022
130	04512-60160	WASHER,SPRING	4				0.01	0.022
140	01173-61235	BOLT	2				0.04	0.088
150	68311-48240	WASHER	2				0.15	0.33
160	01175-61045	BOLT	2				0.04	0.088
170	68311-48380	GROMMET	4				0.02	0.044
180	04013-60120	WASHER,PLAIN	4				0.01	0.022
190	04512-60120	WASHER,SPRING	2				0.005	0.011
200	68311-48390	GROMMET	2				0.01	0.022
210	02116-60100	NUT	2	≥11146			0.004	0.0088

CANOPY (ROPS) [KTC KCL KTA]



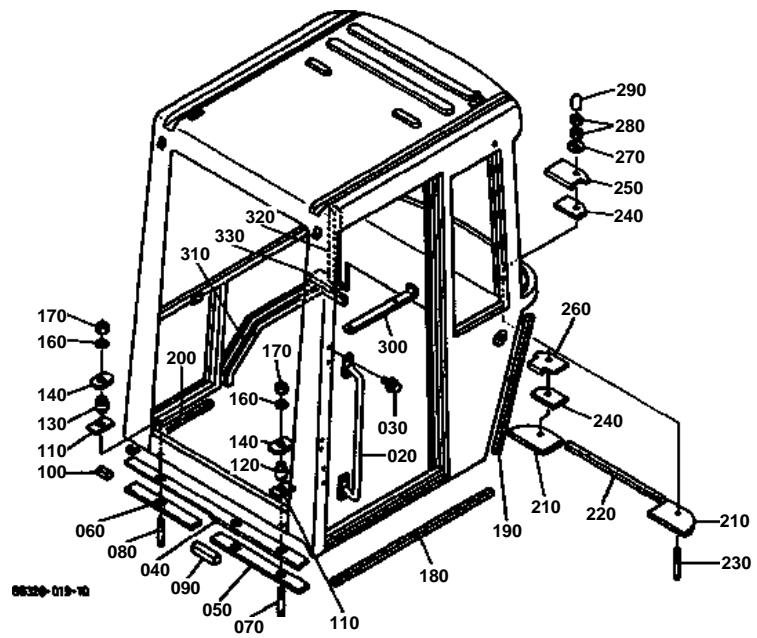


CANOPY (ROPS) [KTC KCL KTA]

↔ Interchangeable; ≠ not interchangeable; ← new for old; → old for new

REF.No	Part No.	Description	Q'ty	S.No.	I/C	REMARKS	Weight (kgf)	Weight (lb)
010	68328-45200	KIT CANOP,ROPS	1				181	398.2
020	68328-45210	POST	1				60	132
030	68328-45240	SPACER,ROPS	1				5.4	11.88
040	01176-61665	BOLT	2				0.118	0.2596
050	01176-61650	BOLT	1				0.1	0.22
060	04512-60160	WASHER,SPRING	3				0.01	0.022
070	04013-60160	WASHER,PLAIN	3				0.01	0.022
080	68328-45220	POST	1				47.6	104.72
090	01176-61640	BOLT	2				0.085	0.187
100	04512-60160	WASHER,SPRING	2				0.01	0.022
110	04013-60160	WASHER,PLAIN	2				0.01	0.022
120	68328-45230	ROOF,ROPS	1				65	143
130	01176-61230	BOLT	12				0.036	0.0792
140	04512-60120	WASHER,SPRING	12				0.005	0.011
150	04013-60120	WASHER,PLAIN	12				0.01	0.022
160	68318-46150	RAIL,HAND	1				1.3	2.86
170	01135-61020	BOLT	4				0.015	0.033
180	68328-57320	PLATE,NAME	1				0.002	0.0044
190	54102-24420	RIVET	4				0.001	0.0022

CABIN (BODY) [KTC KCL KTA]

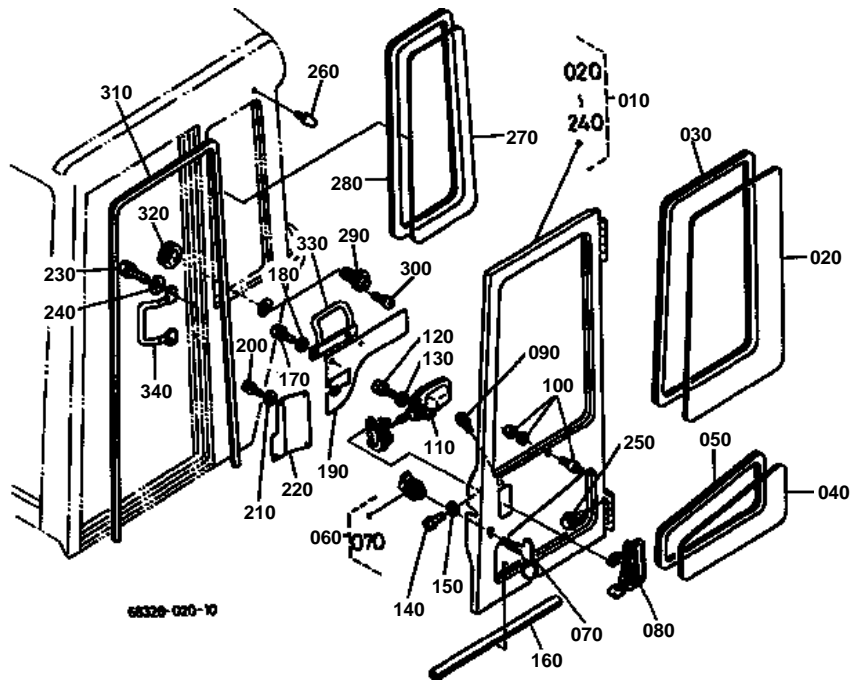


**CABIN (BODY) [KTC KCL KTA]**

↔ Interchangeable; ≠ not interchangeable; ← new for old; → old for new

REF.No	Part No.	Description	Q'ty	S.No.	I/C	REMARKS	Weight (kgf)	Weight (lb)
010	68329-46200	ASSY CABIN,ROPS	1				307	675.4
020	68318-46150	RAIL,HAND	1				1.3	2.86
030	01135-61020	BOLT	4				0.015	0.033
040	68329-46710	COVER	1				0.8	1.76
050	68329-46720	RUBBER	1				0.4	0.88
060	68659-46860	RUBBER	1				0.1	0.22
070	68659-46710	BOLT,STUD	2				0.15	0.33
080	68659-46720	BOLT,STUD	1				0.15	0.33
090	68329-46870	SEAL RUBBER	1	≤11145			0.009	0.0198
090	68329-46872	SEAL RUBBER	1	≥11146	←		0.006	0.0132
100	68651-46920	SEAL RUBBER	1	≤11145			0.005	0.011
100	68651-46922	SEAL RUBBER	1	≥11146	←		0.001	0.0022
110	68329-46730	RUBBER	3				0.1	0.22
120	68329-46610	COLLAR	2				0.15	0.33
130	68329-46620	COLLAR	1				0.11	0.242
140	68329-46740	PLATE	3				0.2	0.44
150	99999-99999	BLANK	0				0	0
160	04512-60160	WASHER,SPRING	3				0.01	0.022
170	02176-60160	NUT	3				0.022	0.0484
180	68311-46930	SEAL RUBBER	1				0.07	0.154
190	68311-46950	SEAL RUBBER	1	≤11145			0.025	0.055
190	68311-46952	SEAL RUBBER	1	≥11146	←		0.025	0.055
200	68311-46940	SEAL RUBBER	1	≤11145			0.04	0.088
200	68311-46942	SEAL RUBBER	1	≥11146	←		0.05	0.11
210	68329-46750	RUBBER	2				0.48	1.056
220	68311-46960	SEAL RUBBER	1	≤11145			0.04	0.088
220	68311-46962	SEAL RUBBER	1	≥11146	←		0.002	0.0044
230	68329-46760	BOLT,STUD	2				0.17	0.374
240	68329-46770	RUBBER	2				0.1	0.22
250	68329-46630	PLATE	1				0.904	1.9888
260	68329-46640	PLATE	1				0.826	1.8172
270	04013-60160	WASHER,PLAIN	2				0.01	0.022
280	02176-60160	NUT	4				0.022	0.0484
290	68271-46910	CAP	2				0.005	0.011
300	68311-38190	STOPPER,SEAT	1				0.43	0.946
310	68311-47140	SEAL RUBBER	1	≥11146			0.065	0.143
320	68311-47120	SEAL RUBBER	2	≥11146			0.02	0.044
330	68311-47130	SEAL RUBBER	1	≥11146			0.005	0.011

CABIN (DOOR) [KTC/KCL/KTA]

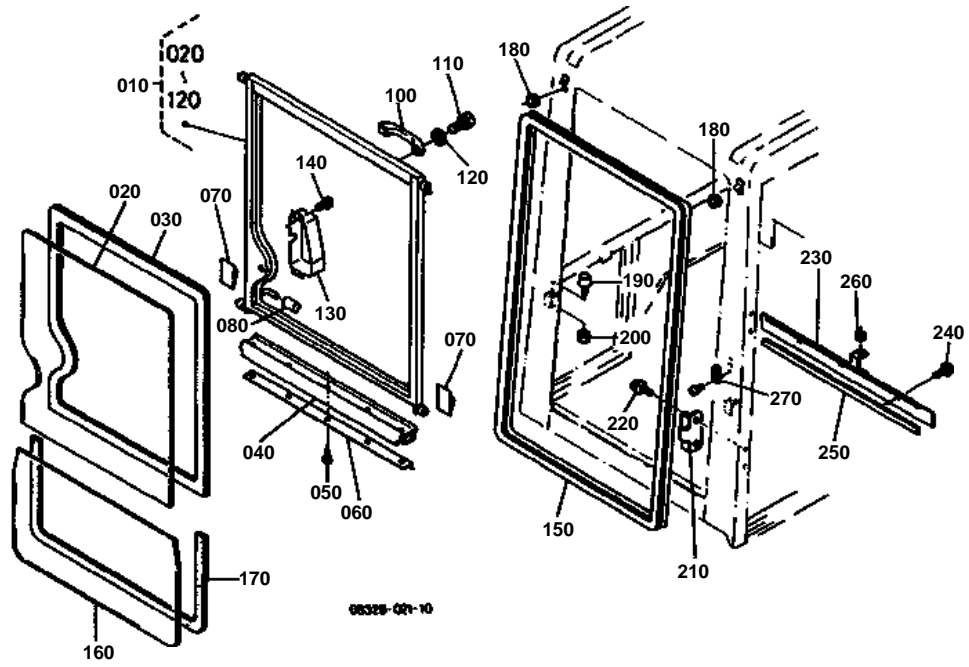


**CABIN (DOOR) [KTC/KCL/KTA]**

↔ Interchangeable; ≠ not interchangeable; ← new for old; → old for new

REF.No	Part No.	Description	Q'ty	S.No.	I/C	REMARKS	Weight (kgf)	Weight (lb)
010	68329-46300	ASSY DOOR	1				0	0
020	68329-46320	WINDOW,DOOR	1				4	8.8
030	68329-46330	TRIM,DOOR	1				1.12	2.464
040	68329-46340	WINDOW,DOOR	1				1.5	3.3
050	68329-46350	TRIM,DOOR	1				0.66	1.452
060	68311-46550	ASSY KEY	1				0.09	0.198
070	68285-99910	KEY,CABIN	1				0.02	0.044
080	68329-46360	HANDLE	1				0.36	0.792
090	03004-60616	SCREW,WITH WASHER	2				0.01	0.022
100	68743-46380	LOCK	1				0.1	0.22
110	68329-46370	ASSY HANDLE	1				0.06	0.132
120	03004-60616	SCREW,WITH WASHER	2				0.01	0.022
130	04012-50060	WASHER,PLAIN	2				0.001	0.0022
140	03004-60616	SCREW,WITH WASHER	3				0.01	0.022
150	04012-50060	WASHER,PLAIN	3				0.001	0.0022
160	68329-46380	TRIM,DOOR	1				0.1	0.22
170	03004-60610	SCREW,WITH WASHER	2				0.01	0.022
180	04012-50060	WASHER,PLAIN	2				0.001	0.0022
190	68329-46450	COVER,DOOR	1				0.571	1.2562
200	03004-60610	SCREW,WITH WASHER	4				0.01	0.022
210	04012-50060	WASHER,PLAIN	4				0.001	0.0022
220	68329-46460	TRIM,DOOR	1				0.27	0.594
230	03004-60625	SCREW,WITH WASHER	2				0.006	0.0132
240	04012-50060	WASHER,PLAIN	2				0.001	0.0022
250	01754-51025	BOLT,FLANGE	6				0.025	0.055
260	68329-46660	STOPPER	1				0.055	0.121
270	68329-46220	WINDOW(L)	1				3	6.6
280	68329-46250	RUBBER(L)	1				0.66	1.452
290	68743-46390	LOCK	1				0.24	0.528
300	03024-60516	SCREW,WITH WASHER	3				0.003	0.0066
310	68311-46750	TRIM,DOOR	1				0.79	1.738
320	68743-46290	GROMMET	1				0.03	0.066
330	68329-46910	BALUSTRADE	1				0.1	0.22
340	68329-46920	BALUSTRADE	1				0.8	1.76

CABIN (FRONT WINDOW) [KTC KCL KTA]

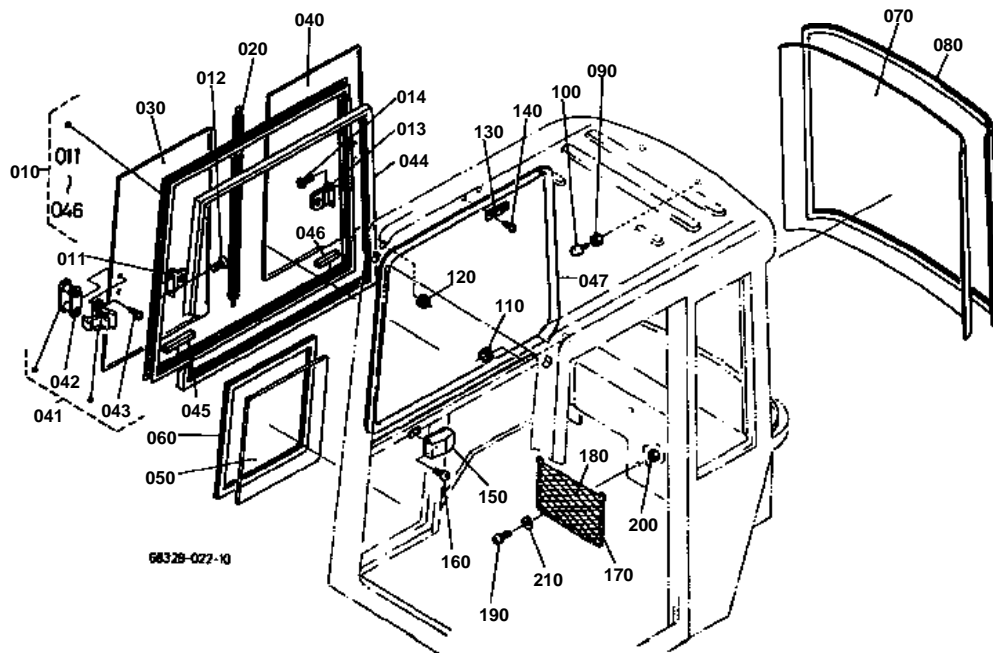


**CABIN (FRONT WINDOW) [KTC KCL KTA]**

↔ Interchangeable; ≠ not interchangeable; ← new for old; → old for new

REF.No	Part No.	Description	Q'ty	S.No.	I/C	REMARKS	Weight (kgf)	Weight (lb)
010	68329-46400	ASSY WINDOW,FRONT	1				0	0
020	68329-46410	WINDOW	1				6.5	14.3
030	68329-46420	TRIM	1				0.02	0.044
040	68311-46120	RUBBER,SEAL	1				0.25	0.55
050	03514-50310	SCREW,TAPPING	5				0.001	0.0022
060	68311-46680	PLATE	1				0.15	0.33
070	68311-46990	RUBBER	2				0.002	0.0044
080	68329-46430	CAP	1				0.014	0.0308
090	99999-99999	BLANK	0				0	0
100	68311-46570	GRIP	1				0.05	0.11
110	03004-60610	SCREW,WITH WASHER	2				0.01	0.022
120	04012-50060	WASHER,PLAIN	2				0.001	0.0022
130	68311-46310	COVER,WIPER	1				0.5	1.1
140	03004-60610	SCREW,WITH WASHER	4				0.01	0.022
150	68311-46690	TRIM,FRONT	1				0.97	2.134
160	68329-46130	WINDOW,FRONT	1				4.7	10.34
170	68329-46970	RUBBER,SEAL	1				0.135	0.297
180	68311-46710	GROMMET	2				0.01	0.022
190	68329-46790	STOPPER	2				0.06	0.132
200	02012-80100	NUT	2				0.008	0.0176
210	68311-46730	STAY	2				0.1	0.22
220	01125-60816	BOLT	2				0.01	0.022
230	68329-46930	COVER	1				1.5	3.3
240	01025-60616	BOLT	3				0.01	0.022
250	68311-46740	RUBBER	1				0.08	0.176
260	68311-46490	GROMMET	1				0.005	0.011
270	68329-46940	PLATE,WASHER	1				0.012	0.0264

CABIN (WINDOW) [KTC KCL KTA]

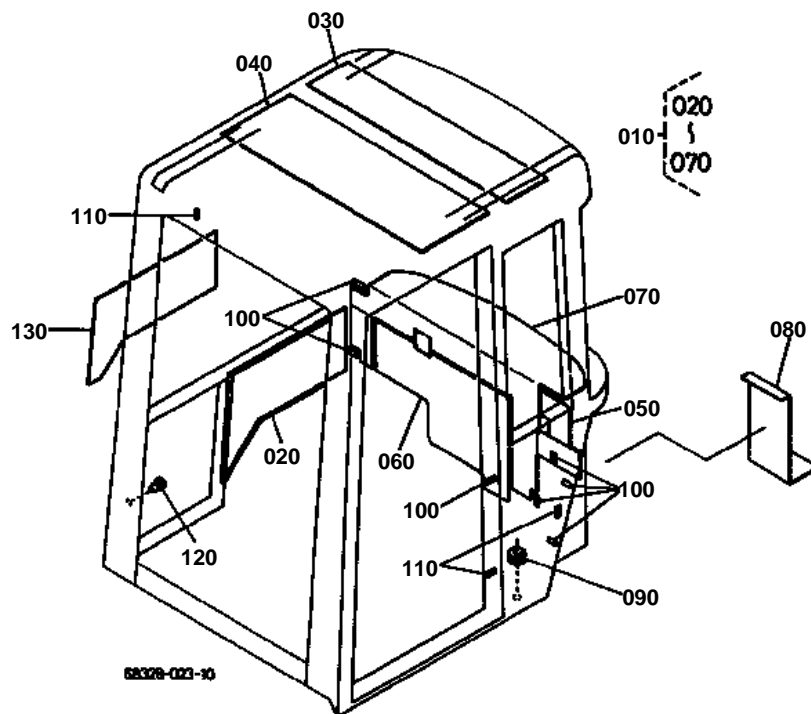


**CABIN (WINDOW) [KTC KCL KTA]**

↔ Interchangeable; ≠ not interchangeable; ← new for old; → old for new

REF.No	Part No.	Description	Q'ty	S.No.	I/C	REMARKS	Weight (kgf)	Weight (lb)
010	68311-46500	ASSY SASH	1				0	0
011	68311-47550	PLATE	1				0.017	0.0374
012	03056-50408	SCREW,CSK-HD	2				0.002	0.0044
013	68311-47560	PLATE	1				0.012	0.0264
014	03024-50408	SCREW,WITH WASHER	2				0.002	0.0044
020	68311-46270	TRIM	1				0.154	0.3388
030	68311-46160	WINDOW,SASH A	1				4	8.8
040	68311-46170	WINDOW,SASH B	1				3.8	8.36
041	68311-46760	ASSY LOCK	2				0.03	0.066
042	68311-46770	SPACER	2				0.005	0.011
043	03614-50412	SCREW,TAPPING	4				0.002	0.0044
044	68311-47510	TRIM	1				0.57	1.254
045	68311-47530	RUBBER	1				0.015	0.033
046	68311-47540	RUBBER	1				0.012	0.0264
047	68329-46650	TRIM	1				0.65	1.43
050	68329-46280	WINDOW(R)	1				2.5	5.5
060	68329-46230	RUBBER(R)	1				0.66	1.452
070	68311-46620	WINDOW,REAR	1				9.1	20.02
080	68311-46630	TRIM,REAR	1				1.9	4.18
090	02012-80100	NUT	2				0.008	0.0176
100	68329-46660	CUSHION	2				0.055	0.121
110	68311-46480	GROMMET	1				0.005	0.011
120	68311-46670	GROMMET	1				0.01	0.022
130	68743-46480	STOPPER	1				0.05	0.11
140	03004-60812	SCREW,WITH WASHER	2				0.01	0.022
150	68311-46660	ASHTRAY	1				0.18	0.396
160	03024-60410	SCREW,WITH WASHER	2				0.002	0.0044
170	68311-46390	GUIDE,NET	1				0.295	0.649
180	68311-46410	NET	1				0.01	0.022
190	03024-60420	SCREW,WITH WASHER	4				0.01	0.022
200	02054-60040	NUT	4				0.001	0.0022
210	04013-60040	WASHER,PLAIN	4				0.002	0.0044

CABIN (SPONGE) [KTC KCL KTA]

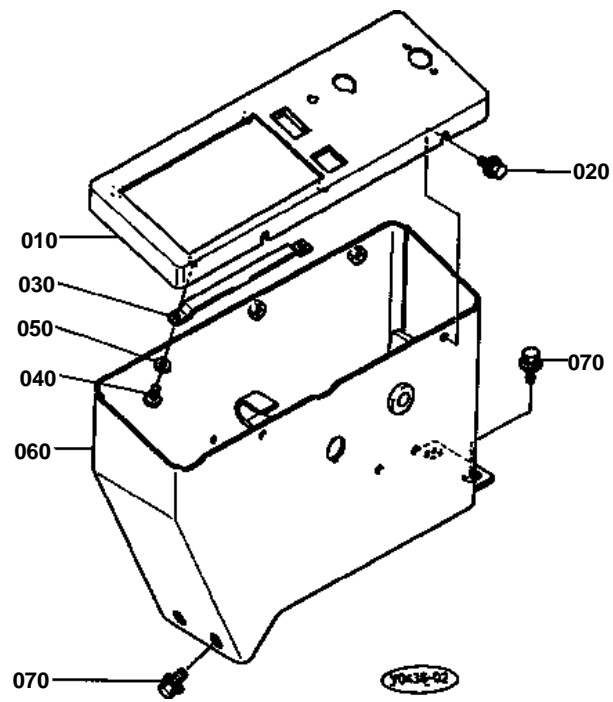


**CABIN (SPONGE) [KTC KCL KTA]**

↔ Interchangeable; ≠ not interchangeable; ← new for old; → old for new

REF.No	Part No.	Description	Q'ty	S.No.	I/C	REMARKS	Weight (kgf)	Weight (lb)
010	68329-46500	ASSY TRIM	1				2.3	5.06
020	68311-46360	TRIM	1				0.46	1.012
030	68329-46550	TRIM,ROOF	1				0.5	1.1
040	68329-46560	TRIM,ROOF	1				0.8	1.76
050	68329-46570	TRIM,REAR	1				0.1	0.22
060	68329-46540	COVER,REAR	1				0.6	1.32
070	68329-46580	TRIM	1				0.4	0.88
080	68329-46960	TRIM	1				0.15	0.33
090	68311-46710	GROMMET	1				0.01	0.022
100	68329-46980	CLAMP	7				0.001	0.0022
110	68329-46990	CLAMP	3				0.001	0.0022
120	68329-46670	CLIP	1				0.001	0.0022
130	68311-46920	PLATE,PARTITION	1				0.2	0.44

INSTRUMENT, PANEL



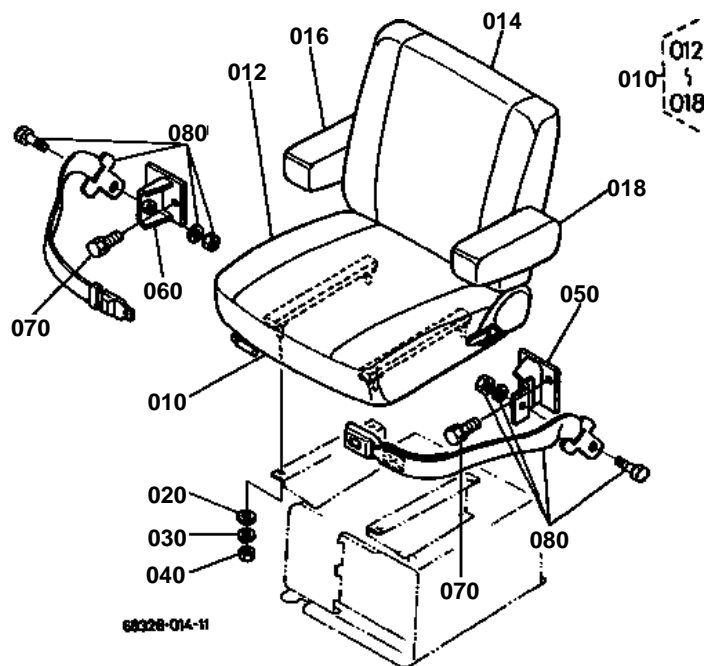


INSTRUMENT, PANEL

↔ Interchangeable; ≠ not interchangeable; ← new for old; → old for new

REF.No	Part No.	Description	Q'ty	S.No.	I/C	REMARKS	Weight (kgf)	Weight (lb)
010	68311-53130	PANEL	1				0.64	1.408
020	01125-60816	BOLT	4				0.01	0.022
030	68311-53160	PLATE	2				0.05	0.11
040	03054-60512	SCREW,CR-REC-PAN-HD	4				0.002	0.0044
050	04512-60050	WASHER,SPRING	4				0.002	0.0044
060	68318-53113	BOX,PANEL	1				5	11
070	01135-61020	BOLT	4				0.015	0.033

SEAT [KTC KCL M.E. KTA]

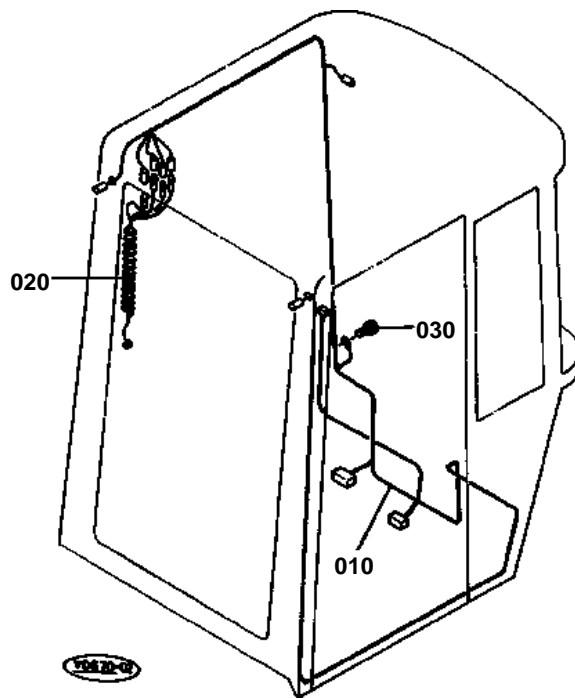




SEAT [KTC KCL M.E. KTA]

↔ Interchangeable; ≠ not interchangeable; ← new for old; → old for new

REF.No	Part No.	Description	Q'ty	S.No.	I/C	REMARKS	Weight (kgf)	Weight (lb)
010	68311-38000	ASSY SEAT	1	<=11196			0	0
010	68311-38002	ASSY SEAT	1	>=11197	←		12	26.4
012	68311-38010	ASSY CUSHION	1				0.2	0.44
014	68311-38030	ASSY BACK	1				4	8.8
016	68311-38050	ASSY ARMREST (RH)	1				0.614	1.3508
018	68311-38060	ASSY ARMREST (LH)	1				0.1	0.22
020	04013-60080	WASHER,PLAIN	4				0.002	0.0044
030	04512-60080	WASHER,SPRING	4				0.002	0.0044
040	02114-60080	NUT	4				0.002	0.0044
050	68328-41230	BRACKET,LH	1			CANOPY TYPE EXCEPT M.E.	0.8	1.76
060	68328-41240	BRACKET,RH	1			CANOPY TYPE EXCEPT M.E.	0.7	1.54
070	01133-61230	BOLT	4			CANOPY TYPE EXCEPT M.E.	0.04	0.088
080	68817-43380	ASSY BELT,SEAT	1			EXCEPT M.E.	0.85	1.87



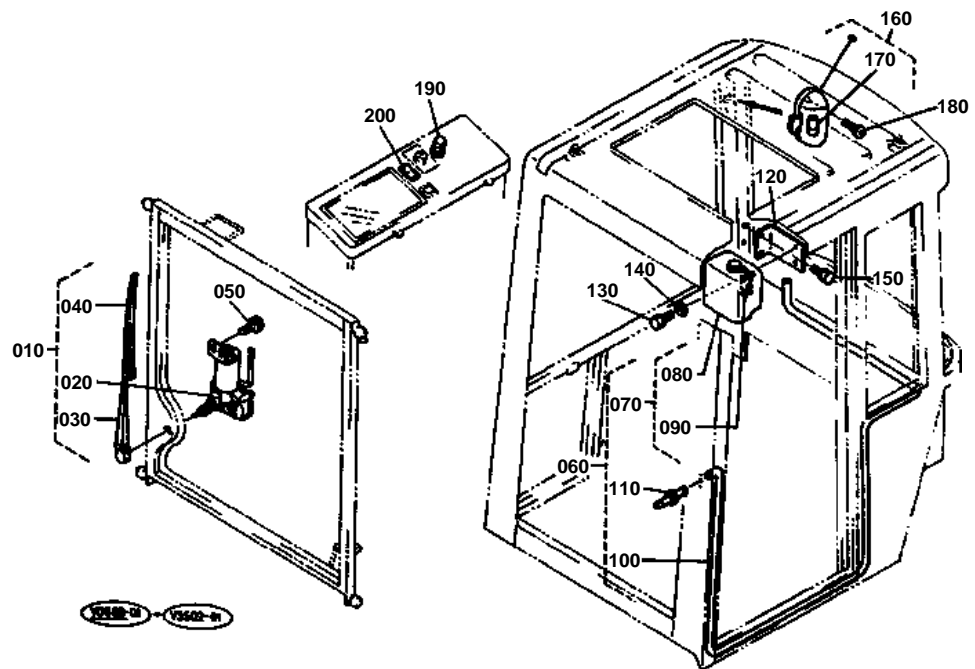


CABIN (ELECTRICAL)

↔ Interchangeable; ≠ not interchangeable; ← new for old; → old for new

REF.No	Part No.	Description	Q'ty	S.No.	I/C	REMARKS	Weight (kgf)	Weight (lb)
010	68311-53712	WIRE HARNESS,CAB	1				0.34	0.748
020	68311-53720	WIRE HARNESS,WIPER	1				0.2	0.44
030	03024-60512	SCREW,WITH WASHER	1				0.002	0.0044

CABIN (WIPER MOTOR)



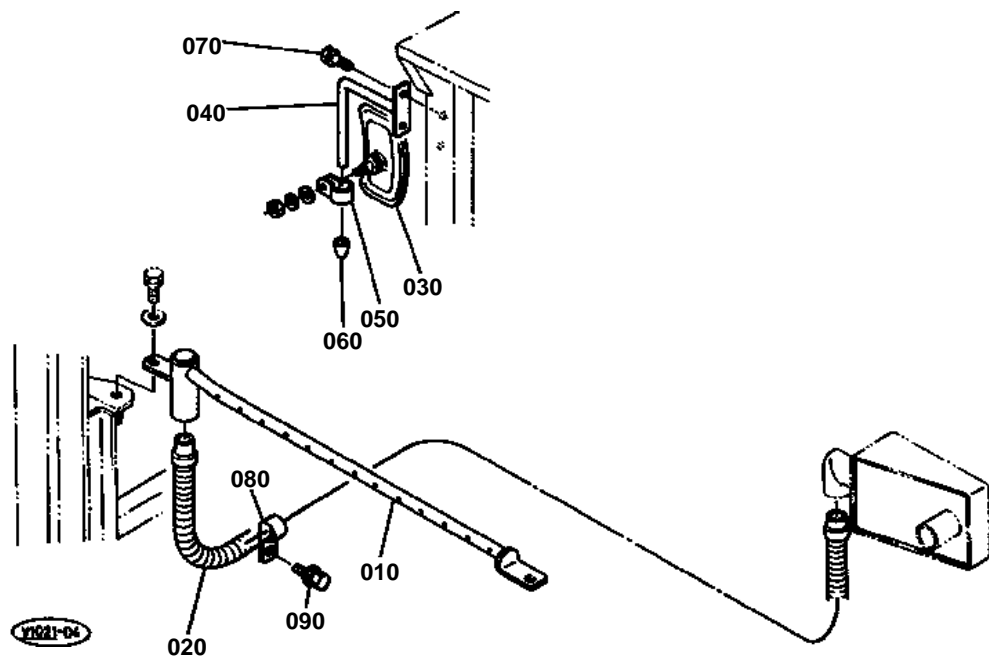


CABIN (WIPER MOTOR)

↔ Interchangeable; ≠ not interchangeable; ← new for old; → old for new

REF.No	Part No.	Description	Q'ty	S.No.	I/C	REMARKS	Weight (kgf)	Weight (lb)
010	68311-53600	ASSY WIPER	1				2.1	4.62
020	68311-53610	MOTOR,WIPER	1				1.37	3.014
030	68311-53620	ARM,WIPER	1				0.17	0.374
040	36919-54170	BLADE,REAR WIPER	1				0.08	0.176
050	03024-60512	SCREW,WITH WASHER	2				0.002	0.0044
060	68743-46900	ASSY WASHER,WINDOW	1				0.44	0.968
070	68743-46910	TANK ASSY	1				0.3	0.66
080	68743-46740	TANK WASHER	1				0.23	0.506
090	68743-46750	BRACKET,TANK	1				0.093	0.2046
100	68301-96930	TUBE	1				0.02	0.044
110	68353-46750	ASSY NOZZLE	1				0.006	0.0132
120	68301-96920	BRACKET,TANK	1				0.32	0.704
120	68329-46890	BRACKET,TANK	1			KTC,KCL,KTA	0.356	0.7832
130	01202-60616	BOLT	2				0.005	0.011
140	04013-60060	WASHER,PLAIN	2				0.001	0.0022
150	01123-60816	BOLT	2				0.01	0.022
160	68353-46400	ASSY LIGHT,ROOM	1				0.04	0.088
170	68353-46790	BULB,ROOM LIGHT	1				0.001	0.0022
180	03024-60412	SCREW,WITH WASHER	2				0.015	0.033
190	68331-53170	LIGHTER,CIGARETTE	1				0.08	0.176
200	36919-75340	SWITCH,REAR WIPER	1				0.03	0.066

CABIN (DEFROSTER)

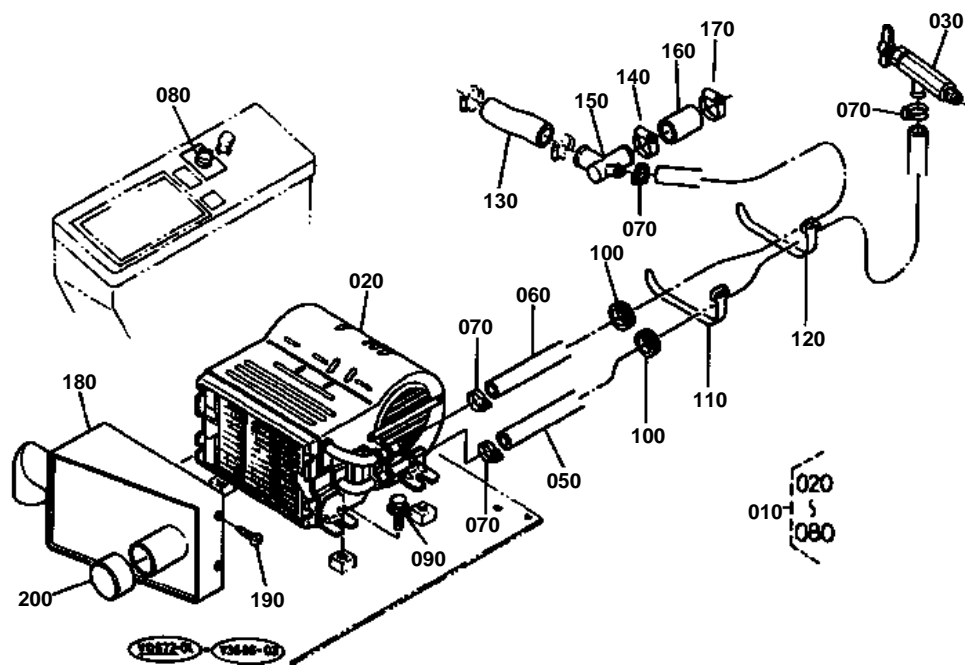


**CABIN (DEFROSTER)**

↔ Interchangeable; ≠ not interchangeable; ← new for old; → old for new

REF.No	Part No.	Description	Q'ty	S.No.	I/C	REMARKS	Weight (kgf)	Weight (lb)
010	68329-46830	PIPE,DEFFROSTAR	1				0.9	1.98
020	68329-46840	HOSE,DEFFROSTAR	1				0.43	0.946
030	36730-90300	MIRROR,BACK	1			KE,KDG,KUK	0.485	1.067
040	68285-46910	SUPPORT,MIRROR REARV	1			KE,KDG,KUK	0.5	1.1
050	68561-48330	CLAMP,BACK MIRROR	1			KE,KDG,KUK	0.028	0.0616
060	68285-46920	CAP	1			KE,KDG,KUK	0.001	0.0022
070	01123-60814	BOLT	2				0.008	0.0176
080	68329-46850	CLAMP	1	<=11145			0.003	0.0066
080	15221-11710	HOLDER,INLET PIPE	1	>=11146	←		0.045	0.099
090	01125-60820	BOLT	1	>=11146			0.015	0.033

CABIN (HEATER)

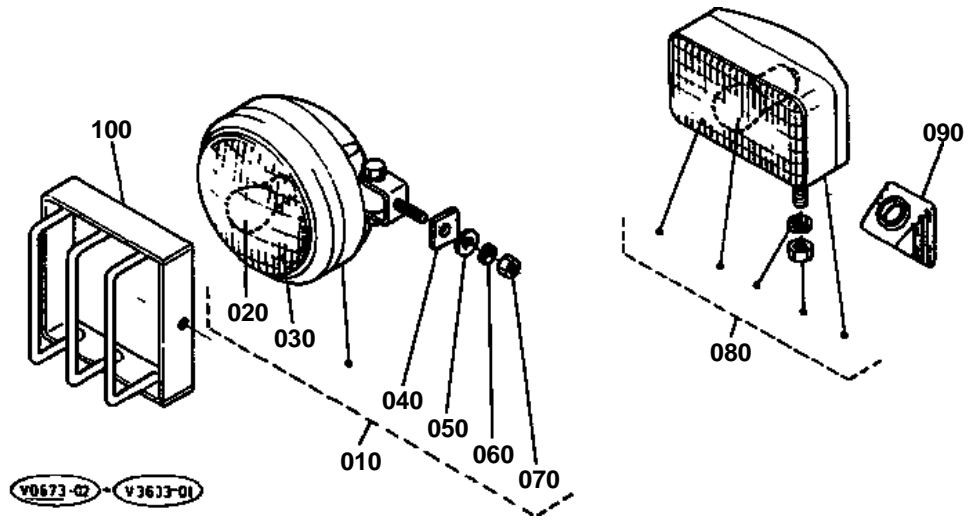


**CABIN (HEATER)**

↔ Interchangeable; ≠ not interchangeable; ← new for old; → old for new

REF.No	Part No.	Description	Q'ty	S.No.	I/C	REMARKS	Weight (kgf)	Weight (lb)
010	68651-53500	ASSY HEATER	1				5	11
020	68311-53510	HEATER	1				3.9	8.58
030	90038-11120	VALVE	1				0.2	0.44
040	99999-99999	BLANK	0				0	0
050	68651-53520	HOSE	1				0.43	0.946
060	68651-53530	HOSE	1				0.38	0.836
070	90038-11150	BAND	4				0.02	0.044
080	68311-53540	ASSY SWITCH,HEATER	1				0.1	0.22
090	01135-61020	BOLT	4				0.015	0.033
100	90407-11210	GROMMET	2				0.006	0.0132
110	55311-41260	BAND,CORD	4				0.007	0.0154
120	68331-52480	CLAMP,CORD	3	<=11041			0.003	0.0066
120	55311-41260	BAND,CORD	3	>=11042	←		0.007	0.0154
130	68763-46860	PIPE,WATER	1				0.11	0.242
140	15108-72870	BAND	1	<=11041			0.027	0.0594
140	68311-72830	HOSE,CLAMP(-)	1	>=11042	≠		0.03	0.066
150	68743-46850	JOINT,WATER PIPE	1				0.3	0.66
160	90038-11250	PIPE,WATER	1				0.05	0.11
170	15108-72870	BAND	1	<=11041			0.027	0.0594
170	68311-72830	HOSE,CLAMP(-)	1	>=11042	≠		0.03	0.066
180	68329-46820	COVER,HEATER	1				1.46	3.212
190	03614-50410	SCREW,TAPPING	4				0.002	0.0044
200	15000-36550	CAP	1				0.045	0.099

LIGHT

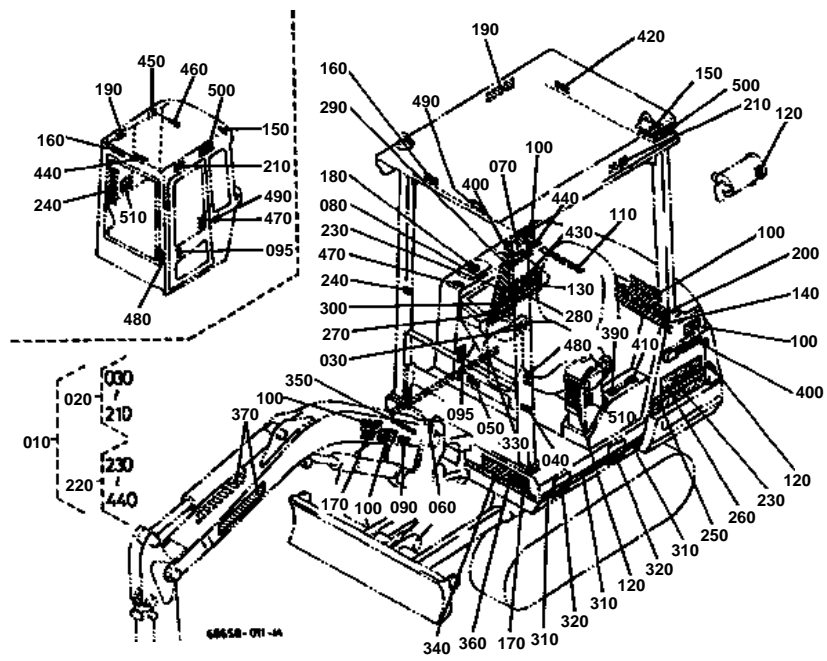




LIGHT

↔ Interchangeable; ≠ not interchangeable; ← new for old; → old for new

REF.No	Part No.	Description	Q'ty	S.No.	I/C	REMARKS	Weight (kgf)	Weight (lb)
010	68311-53430	ASSY LAMP	1				0.5	1.1
020	68311-53440	BULB	1				0.03	0.066
030	68311-53450	LENS	1				0.11	0.242
040	68311-53460	CUSHION	1				0.01	0.022
050	04013-60100	WASHER,PLAIN	1				0.004	0.0088
060	04512-60100	WASHER,SPRING	1				0.002	0.0044
070	02118-60100	NUT	1				0.006	0.0132
080	36919-75850	ASSY LIGHT,WORKING	2			CABIN TYPE	0.52	1.144
090	68311-46980	BOOT,LAMP	2			CABIN TYPE	0.04	0.088
100	68328-53450	GUARD,LIGHT	1				0	0





LABEL [KTC KCL KTA]

↔ Interchangeable; ≠ not interchangeable; ← new for old; → old for new

REF.No	Part No.	Description	Q'ty	S.No.	I/C	REMARKS	Weight (kgf)	Weight (lb)
010	68658-57100	KIT LABEL	1			KTC	0.4	0.88
010	68658-57200	KIT LABEL	1			KCL,KTA	0.5	1.1
010	68658-58200	KIT LABEL	1	>=11741		KTA	0.04	0.088
020	68658-57140	KIT LABEL	1			KTC	0.12	0.264
020	68328-57240	KIT LABEL	1			KCL,KTA	0.125	0.275
030	68311-57430	LABEL	1				0.002	0.0044
040	68198-57760	LABEL	1			KTC	0.001	0.0022
040	68328-57390	LABEL	1			KCL,KTA	0.002	0.0044
050	68328-57450	LABEL	1			KTC	0.002	0.0044
050	68198-57410	LABEL	1			KCL,KTA	0.001	0.0022
060	68658-57450	LABEL	1			KTC	0.002	0.0044
060	68198-57420	LABEL	1			KCL,KTA	0.001	0.0022
070	68311-57470	LABEL	1				0.001	0.0022
080	68311-57490	LABEL	1				0.002	0.0044
090	68548-57420	LABEL	1			KTC	0.001	0.0022
095	68328-57510	LABEL	1			KCL,KTA	0.005	0.011
100	68728-57262	LABEL	5			KTC	0	0
100	68518-57260	LABEL	5			KCL,KTA	0	0
110	68198-57750	LABEL	1			KTC	0.002	0.0044
110	68328-57850	LABEL	1			KCL,KTA	0.005	0.011
120	68328-57330	LABEL	2			KTC	0.001	0.0022
120	68328-57550	LABEL	2			KCL,KTA	0.003	0.0066
130	68311-57610	LABEL	2				0.001	0.0022
140	68328-57250	MARK,KUBOTA	1				0.025	0.055
150	68198-57770	LABEL	1			KTC	0.002	0.0044
150	68328-57660	LABEL,CAUTION	1			KCL,KTA	0.001	0.0022
160	68328-57890	LABEL	1			KTC	0.003	0.0066
170	68328-57350	LABEL	2			KTC	0.003	0.0066
170	68328-57360	LABEL	2			KCL,KTA	0.001	0.0022
180	68285-57890	LABEL	1			KTC	0.001	0.0022
190	68198-57790	LABEL,CAUTION	1			KTC	0.005	0.011
190	68328-57670	LABEL,CAUTION	1			KCL,KTA	0.001	0.0022
200	68198-57740	LABEL	1			KTC	0.001	0.0022
210	68328-57310	LABEL,CAUTION	1	≤11504		KTC	0.005	0.011
210	68328-57314	LABEL,CAUTION	1	≥11505	←	KTC	0.005	0.011
210	68328-57680	LABEL,CAUTION	1			KCL,KTA	0.005	0.011
220	68658-57160	KIT LABEL	1			KTC	0.33	0.726
220	68658-57170	KIT LABEL	1			KCL,KTA	0.33	0.726
220	68658-58170	KIT LABEL	1	≥11741		KTA	0.3	0.66
230	68658-57120	MARK	2				0.002	0.0044
230	68658-57220	MARK	2	≥11741		KTA	0.015	0.033
240	68658-57630	LABEL	1			KTC	0.003	0.0066
240	68658-57670	LABEL	1			KCL,KTA	0.01	0.022
250	68651-57130	MARK,ARCH LH	1				0.03	0.066
250	68658-57130	MARK,ARCH LH	1	≥11741		KTA	0.024	0.0528
260	68651-57330	MARK,ARCH LH	1				0.018	0.0396
260	68658-57330	MARK,ARCH LH	1	≥11741		KTA	0.008	0.0176
270	68651-57140	MARK,ARCH RH	1				0.02	0.044
270	68658-57320	MARK,ARCH RH	1	≥11741		KTA	0.002	0.0044
280	68651-57340	MARK,ARCH RH	1				0.001	0.0022
280	68658-57340	MARK,ARCH RH	1	≥11741		KTA	0.001	0.0022
290	68658-57150	MARK,TANK	1				0.025	0.055
300	68311-57160	MARK,TANK	1				0.001	0.0022
310	68311-57180	MARK,SWING LH	1				0.04	0.088
320	68311-57190	MARK,SWING LH	2				0.001	0.0022
330	68311-57210	MARK,SWING RH	1				0.015	0.033



LABEL [KTC KCL KTA]

↔ Interchangeable; ≠ not interchangeable; ← new for old; → old for new

REF.No	Part No.	Description	Q'ty	S.No.	I/C	REMARKS	Weight (kgf)	Weight (lb)
340	68398-57230	MARK	1				0.01	0.022
350	68391-57240	MARK	1				0.005	0.011
360	68191-57260	MARK,KUBOTA	1				0.007	0.0154
370	68658-57270	MARK,KUBOTA	2				0.018	0.0396
380	99999-99999	BLANK	0				0	0
390	68658-57620	LABEL	1				0.001	0.0022
400	68658-57650	LABEL,CAUTION	2				0.005	0.011
410	68658-57710	LABEL	1				0.001	0.0022
420	68658-57610	LABEL	1			KTC	0.001	0.0022
420	68658-57660	LABEL	1			KCL,KTA	0.003	0.0066
430	68658-57740	LABEL,CAUTION	1			KTC	0.002	0.0044
440	68658-57690	LABEL,CAUTION	1			KCL,KTA	0.005	0.011
450	68329-57320	PLATE,NAME	1			CABIN TYPE	0.018	0.0396
460	54102-24420	RIVET	4			CABIN TYPE	0.001	0.0022
470	68328-57640	LABEL	2			KTC CANOPY	0.001	0.0022
470	68328-57650	LABEL	2			KCL KTA CANOPY	0.005	0.011
470	68329-57860	LABEL	1			KTC CABIN	0.002	0.0044
470	68329-57870	LABEL	1			KCL KTA CABIN	0.004	0.0088
480	68658-57720	LABEL,LEVER LOCK	2			KTC CANOPY	0.003	0.0066
480	68658-57730	LABEL,LEVER LOCK	2			KCL KTA CANOPY	0.002	0.0044
480	68658-57720	LABEL,LEVER LOCK	1			KTC CABIN	0.003	0.0066
480	68658-57730	LABEL,LEVER LOCK	1			KCL KTA CABIN	0.002	0.0044
490	68328-57950	LABEL	1	≥11146			0.005	0.011
500	76611-47690	LABEL,KUBOTA	1	≥11254		CANOPY TYPE	0	0
500	68658-57270	LABEL,KUBOTA	1	≥11254		CABIN TYPE	0.018	0.0396
510	68198-57210	LABEL,BREAKER	1	≥11769		KTA	0.002	0.0044

IMAGE NOT AVAILABLE

**ACCESSORIES**

↔ Interchangeable; ≠ not interchangeable; ← new for old; → old for new

REF.No	Part No.	Description	Q'ty	S.No.	I/C	REMARKS	Weight (kgf)	Weight (lb)
010	68658-81100	KIT TOOLS	1	≤11412			1.18	2.596
010	68651-81104	KIT TOOLS	1	≥11413	←		0	0
020	32360-19300	SCREW DRIVER	1				0.07	0.154
030	07211-10150	PLIERS	1				0.16	0.352
040	07012-11012	SPANNER	1				0.041	0.0902
050	07012-11417	SPANNER	1				0.084	0.1848
060	68651-81110	SPANNER	1				0.5	1.1
070	07013-01012	WIRENCH(SOCKET)	1				0.144	0.3168
080	07013-00022	WRENCH,SOCKET	1				0.225	0.495
090	07014-00008	SPANNER	1				0.052	0.1144
100	07018-81922	SPANNER,RING	1				0.312	0.6864
110	68061-81110	SQUEEZER,GREASE	1				1.75	3.85
120	15241-86612	WRENCH,FILTER	1				0.115	0.253
130	15527-86610	WRENCH,FILTER	1				0.15	0.33
140	68311-81120	BAG,TOOLS	1				0.05	0.11
150	68318-81240	MANUAL,INSTRUCTION	1	≤11135		KE,KUK,KCL M.E.,KTA	0.23	0.506
150	68318-81242	MANUAL,INSTRUCTION	1	≥11136	←	KE,KUK,KCL M.E.,KTA	0	0
150	68318-81243	MANUAL,INSTRUCTION	1	≥11621	←	KE,KUK,KCL M.E.,KTA	0	0
150	68318-81244	MANUAL,INSTRUCTION	1	≥11741	←	KE,KUK,KCL M.E.,KTA	0.185	0.407
150	68318-81230	MANUAL,INSTRUCTION	1			KDG	0.15	0.33
150	68328-81230	MANUAL,INSTRUCTION	1			KTC	0.2	0.44
160	68658-81290	LIST,PARTS	1	≤11078			0.21	0.462
160	68658-81292	LIST,PARTS	1	≥11079	←		0	0
160	68658-81293	LIST,PARTS	1	≥11682	←		0.365	0.803
160	68658-81294	LIST,PARTS	1	≥11741	←		0	0
170	68773-53250	LINK,FUSIBLE	1				0.01	0.022