

# Instructions for Parts Books

The heading at the top of the page will be the same for the picture of the parts as it is for the page with the part numbers.

Definition of column headings on part number pages:

**REF.No** → The number referring to the part on the picture page of the parts book.

**Part No.** → The number assigned to this part at the time of printing the parts book.

**Description** → Description of part.

**Q'ty** → Quantity of part used on that page.

**S.No.** → Serial number range of the equipment that this part will fit.

>= Your serial number should be greater than or equal to the number shown.

<= Your serial number should be lesser than or equal to the serial number shown.

**I/C** → Interchangeability of part shown.

↔ The part shown will work for the older and later serial number.

# The part shown is not interchangeable with the other serial number.

← new for old

→ old for new

**Remarks** → Notes about this particular part. Sometimes this may say except [FR] or [CA]

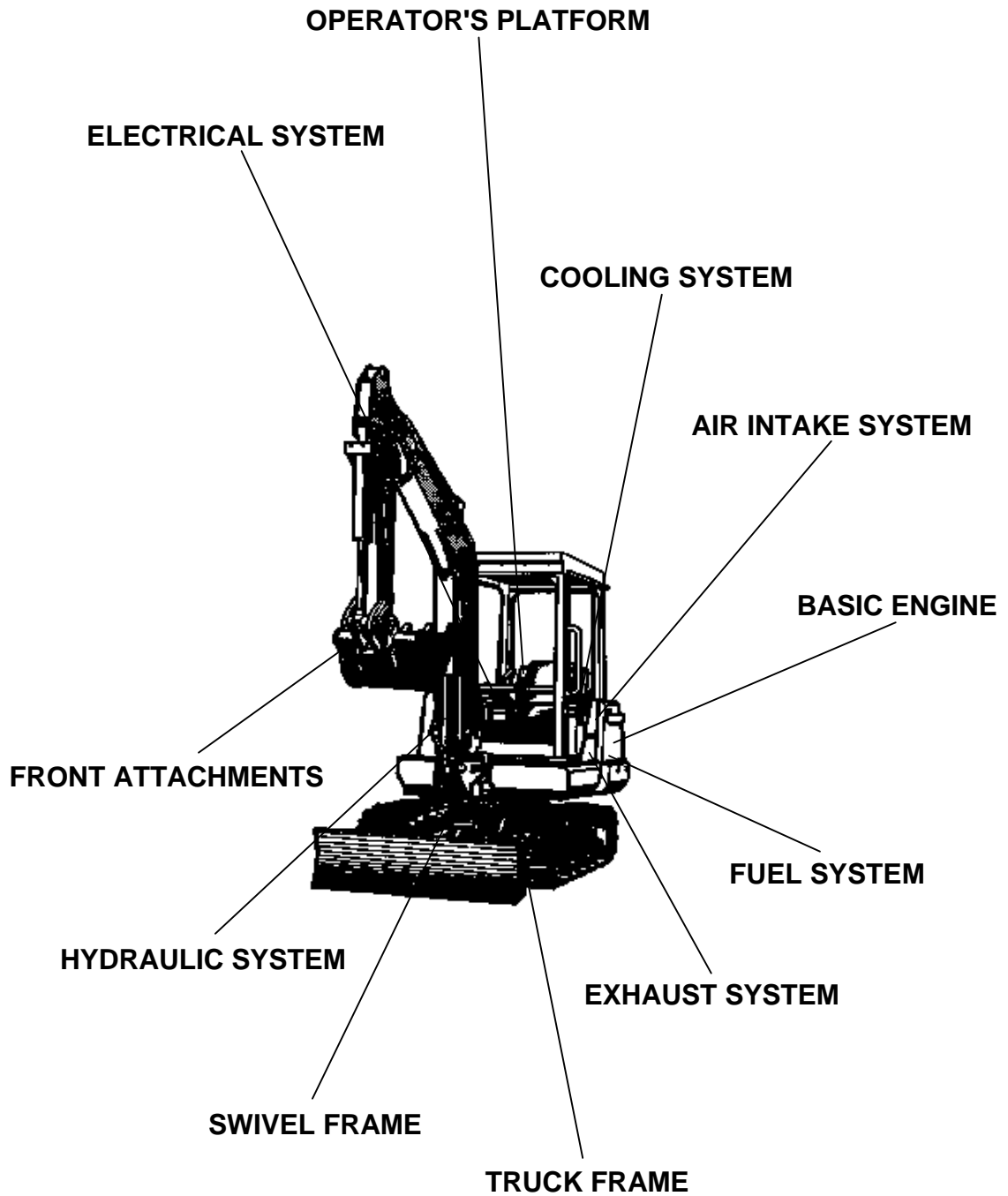
## Note about Country Codes:

The parts books we use in the United States of America may also contain information about a part that would be different in another country. It is important that you are aware of the country codes in some instances.

Symbol	Country
A	United States of America
CA	Canada
FR	France
GR	Greece
PO	Portugal
AU	Australia

If the remarks column says for example EXCEPT [FR] this part works in all countries except France. That means it will work here in the USA.

ALL PRODUCT INDEX  
KX41H

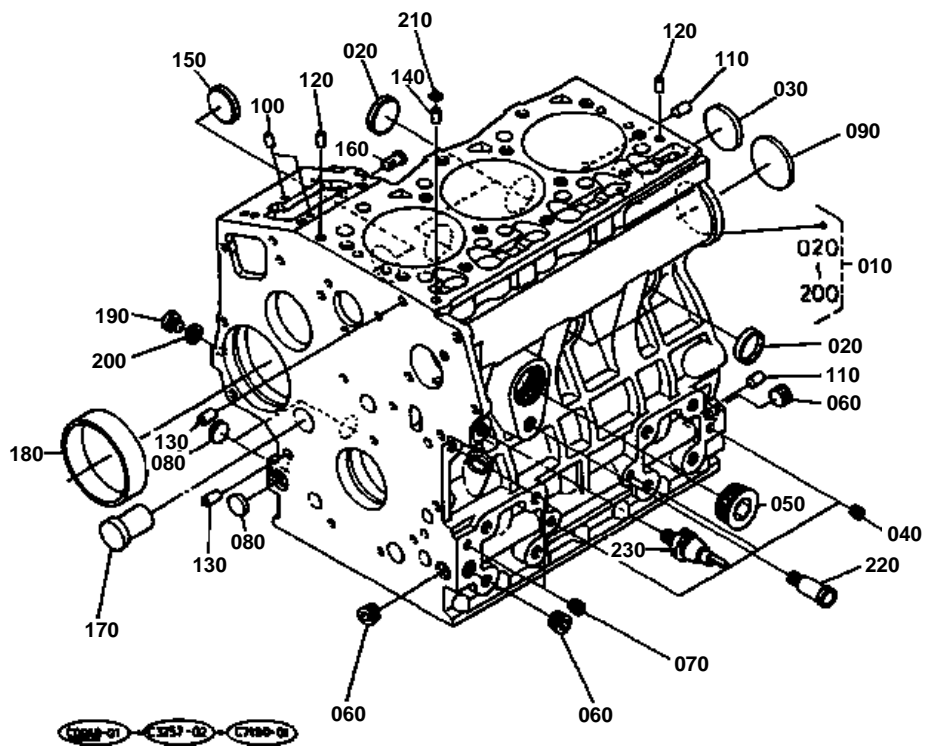


ACCESSORIES

Item	Part No.	Description	Book
BASIC ENGINE	01S001	CRANKCASE	100K0290
	01S002	OIL PAN	100K0290
	01S003	PISTON CRANKSHAFT	100K0290
	01S004	MAIN BEARING CASE	100K0290
	01S005	CAMSHAFT	100K0290
	01S006	CYLINDER HEAD	100K0290
	01S007	VALVE ROCKER ARM	100K0290
	01S008	CYLINDER HEAD COVER	100K0290
	01S009	GEAR CASE	100K0290
FUEL SYSTEM	01S013	NOZZLE HOLDER GLOW PLUG	100K0290
	01S01401	NOZZLE HOLDER (COMPONENT PARTS)	100K0290
	01S01402	NOZZLE HOLDER (COMPONENT PARTS)	100K0290
	01S01501	SPEED CONTROL PLATE	100K0290
	01S01502	SPEED CONTROL PLATE	100K0290
	01S016	STOP SOLENOID	100K0290
	01S017	GOVERNOR	100K0290
	01S018	INJECTION PUMP CAMSHAFT (1)	100K0290
	01S01901	INJECTION PUMP (COMPONENT PARTS)	100K0290
01S020	INJECTION PUMP CAMSHAFT (2)	100K0290	
ELECTRICAL SYSTEM	01S028	FLYWHEEL STARTER	100K0290
	01S02901	STARTER (COMPONENT PARTS)	100K0290
	01S02902	STARTER (COMPONENT PARTS)	100K0290
	01S03001	DYNAMO EXCEPT [KTA]	100K0290
	01S031	DYNAMO (COMPONENT PARTS)	100K0290
BASIC ENGINE	01S010	ENGINE BRACKET	100K0290
AIR INTAKE SYSTEM	01S01101	AIR CLEANER INLET MANIFOLD EXCEPT [KTA]	100K0290
EXHAUST SYSTEM	01S012	MUFFLER EXHAUST MANIFOLD	100K0290
FUEL SYSTEM	01S021	ACCEL LEVER	100K0290
	01S022	FUEL PIPING	100K0290
	01S023	FUEL TANK	100K0290
COOLING SYSTEM	01S024	WATER FLANGE	100K0290
	01S025	WATER PUMP	100K0290
	01S026	RADIATOR	100K0290
	01S027	WATER PIPE	100K0290
ELECTRICAL SYSTEM	01S032	BATTERY	100K0290
	01S033	REGULATOR HORN	100K0290
	01S034	SWITCH METER	100K0290
HYDRAULIC SYSTEM	01S035	ELECTRICAL WIRING	100K0290
	01S036	PUMP HOUSING	100K0290
	01S037	GEAR PUMP & COMPONENT PARTS	100K0290
	01S038	DRIVE MOTOR & COMPONENT PARTS	100K0290
	01S039	SWIVEL MOTOR & COMPONENT PARTS	100K0290
	01S040	ROTARY JOINT	100K0290
	01S041	OIL TANK	100K0290
	01S04201	CONTROL VALVE (1) EXCEPT [KTA]	100K0290
	01S043	CONTROL VALVE (1) (COMPONENT PARTS)	100K0290
	01S04401	SPOOL SECTION (BUCKET)	100K0290
	01S04402	SPOOL SECTION (BOOM)	100K0290
	01S04403	SPOOL SECTION (TRAVEL RH)	100K0290
	01S04404	SPOOL SECTION	100K0290
	01S04405	SPOOL SECTION (ARM)	100K0290
	01S04406	SPOOL SECTION (TRAVEL LH)	100K0290
01S04407	SPOOL SECTION (S/P)	100K0290	
01S045	CONTROL VALVE (3)	100K0290	
01S046	CONTROL VALVE (3) (COMPONENT PARTS)	100K0290	
01S04701	SPOOL SECTION (SWIVEL)	100K0290	
01S04702	SPOOL SECTION (SWING)	100K0290	
01S04703	SPOOL SECTION (BLADE)	100K0290	
01S048	CONTROL LEVER (FRAME)	100K0290	

Item	Part No.	Description	Book	
HYDRAULIC SYSTEM	01S049	CONTROL LEVER (BOX LH)	100K0290	
	01S050	CONTROL LEVER (LEVER LH-1)	100K0290	
	01S051	CONTROL LEVER (LEVER LH-2)	100K0290	
	01S052	CONTROL LEVER (BOX RH)	100K0290	
	01S053	CONTROL LEVER (LEVER RH-1)	100K0290	
	01S054	CONTROL LEVER (LEVER RH-2)	100K0290	
	01S055	CONTROL LEVER (TRAVEL LH)	100K0290	
	01S056	CONTROL LEVER (TRAVEL RH)	100K0290	
	01S057	CONTROL LEVER (SAFETY LOCK LEVER)	100K0290	
	01S058	CONTROL PEDAL (SWIVEL/SWING CHANGE)	100K0290	
	01S059	CONTROL LEVER (BLADE)	100K0290	
	01S060	CONTROL LEVER (S/P)	100K0290	
	01S061	OIL PIPING (THIRD LINE)	100K0290	
	01S062	OIL PIPING (SUCTION DELIVERY)	100K0290	
	01S06301	OIL PIPING (HYDRAULIC PORT)	100K0290	
	01S06302	OIL PIPING (HYDRAULIC PORT)	100K0290	
	01S06401	OIL PIPING (RETURN C/V TANK) EXCEPT [KTA]	100K0290	
	01S06501	OIL PIPING (OIL COOLER) EXCEPT [KTA]	100K0290	
	01S066	OIL PIPING (TRAVEL LH)	100K0290	
	01S067	OIL PIPING (TRAVEL RH)	100K0290	
	01S06801	OIL PIPING (SWIVEL) EXCEPT [KTA]	100K0290	
	01S069	OIL PIPING (SWING)	100K0290	
	01S070	OIL PIPING (BOOM)	100K0290	
	01S071	OIL PIPING (ARM)	100K0290	
	01S072	OIL PIPING (BUCKET)	100K0290	
	01S073	OIL PIPING (BLADE)	100K0290	
	01S074	OIL PIPING (CUSHION)	100K0290	
	01S075	OIL PIPING (S/P)	100K0290	
	01S076	BOOM CYLINDER & COMPONENT PARTS	100K0290	
	01S077	ARM CYLINDER & COMPONENT PARTS	100K0290	
	01S078	BUCKET CYLINDER & COMPONENT PARTS	100K0290	
	01S079	BLADE CYLINDER & COMPONENT PARTS	100K0290	
	01S080	SWING CYLINDER & COMPONENT PARTS	100K0290	
	FRONT ATTACHMENTS	01S081	SWING BRACKET	100K0290
		01S082	BOOM	100K0290
		01S083	CYLINDER COVER (BOOM)	100K0290
		01S084	ARM	100K0290
		01S085	BUCKET LINK	100K0290
		01S086	BUCKET	100K0290
		01S087	BLADE	100K0290
	TRUCK FRAME	01S088	TRUCK FRAME	100K0290
		01S089	IDLER	100K0290
		01S090	TRUCK ROLLER	100K0290
SWIVEL FRAME	01S091	CRAWLER	100K0290	
	01S092	SWIVEL FRAME	100K0290	
	01S093	SWIVEL BEARING	100K0290	
	01S094	FLOOR PLATE	100K0290	
	01S095	BONNET	100K0290	
	01S09602	SPONGE (1) [KTC KCL KTA]	100K0290	
	01S097	SPONGE (2)	100K0290	
OPERATOR'S PLATFORM	01S098	WEIGHT	100K0290	
	01S09902	CANOPY (ROPS) [KTC KCL KTA]	100K0290	
	01S100	INSTRUMENT PANEL	100K0290	
	01S10103	SEAT [KTC KCL KTA] [COSTA-RICA ECUADOR TURKISHREF]	100K0290	
ACCESSORIES	01S102	LIGHT	100K0290	
	01S10302	LABEL [KTC KCL KTA]	100K0290	
	01S104	ACCESSORIES	100K0290	

# CRANKCASE



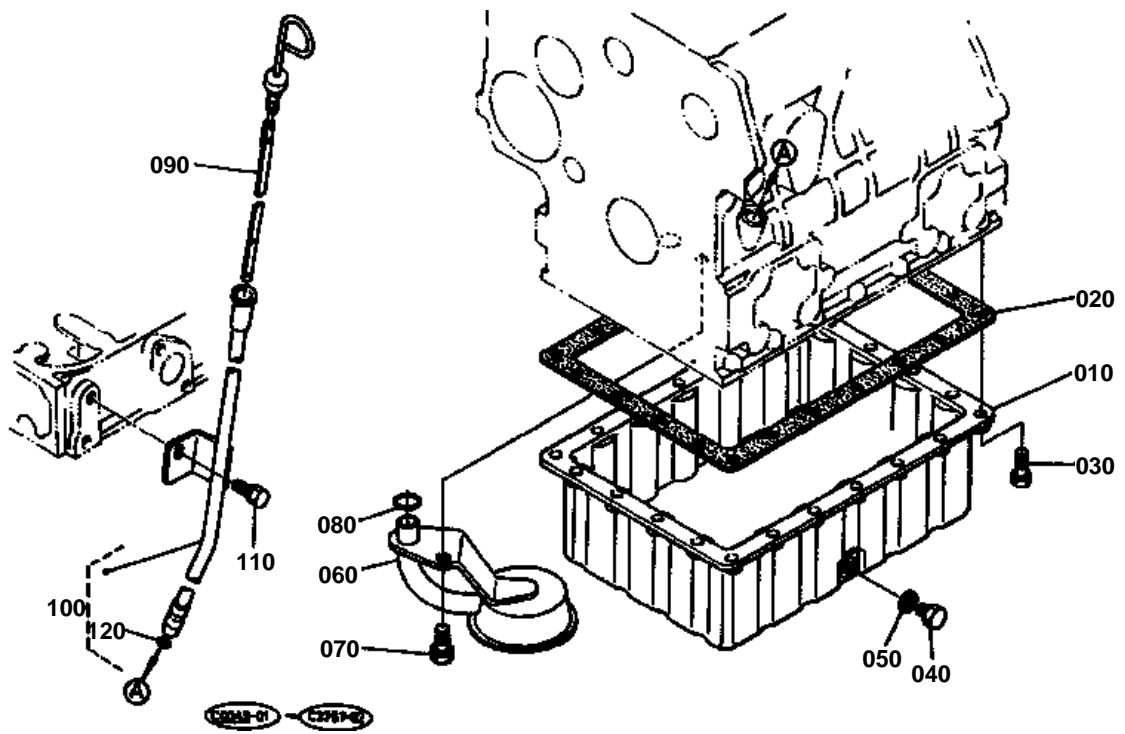


# CRANKCASE

↔ Interchangeable; ≠ not interchangeable; ← new for old; → old for new

REF.No	Part No.	Description	Q'ty	S.No.	I/C	REMARKS	Weight (kgf)	Weight (lb)
010	16265-01012	COMP.CRANKCASE	1	<=425160			0	0
010	16265-01015	COMP.CRANKCASE	1	>=425161	←		31.5	69.3
010	16613-01010	COMP.CRANKCASE	1	>=559356	←		31.47	69.234
020	15451-96270	CAP SEALING	4				0.012	0.0264
030	15221-03490	CAP SEALING	1				0.02	0.044
040	15261-96010	PLUG	3				0.002	0.0044
050	16683-96020	PLUG	1				0.47	1.034
060	16241-96010	PLUG	3				0.007	0.0154
070	15521-96020	PLUG	2				0.003	0.0066
080	06311-75018	PLUG	3	<=308554			0.004	0.0088
080	17391-96160	PLUG	3	>=308555	←		0.003	0.0066
090	16271-96160	PLUG	1				0.025	0.055
100	05012-00508	PIN STRAIGHT	2				0.001	0.0022
110	05012-00814	PIN STRAIGHT	2				0.006	0.0132
120	05012-00610	PIN STRAIGHT	2				0.003	0.0066
130	15231-33960	PIN PIPE	2				0.001	0.0022
140	16241-33650	PIN PIPE	1				0.002	0.0044
150	16241-96260	PLUG	1				0	0
160	16261-56280	PIN START SPRING	1				0.004	0.0088
170	16282-96010	PLUG	1				0.09	0.198
180	16271-55350	BUSH GOVERNOR GEAR	1				0.06	0.132
190	15221-33610	PLUG	1				0.009	0.0198
200	15021-33660	GASKET	1				0.001	0.0022
210	15221-33700	O RING	1				0.001	0.0022
220	15321-73340	PIPE WATER RETURN	1				0.016	0.0352
230	15531-39010	SWITCH OIL	1				0.032	0.0704

# OIL PAN



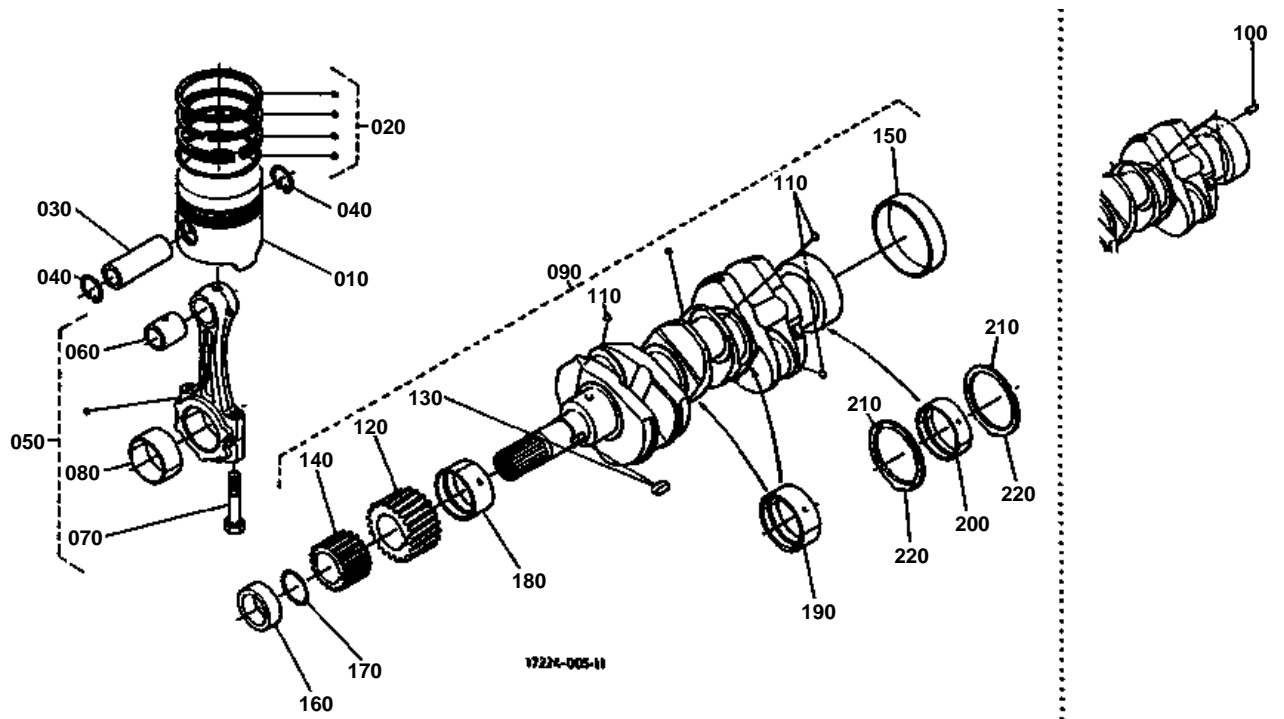
**OIL PAN**

↔ Interchangeable; ≠ not interchangeable; ← new for old; → old for new

REF.No	Part No.	Description	Q'ty	S.No.	I/C	REMARKS	Weight (kgf)	Weight (lb)
010	16204-01610	OIL PAN	1				3.6	7.92
020	16261-01620	GASKET OIL PAN	1	<=534271			0	0
020	16261-01630	GASKET OIL PAN NA	1	>=534272	←		0.001	0.0022
030	01023-50618	BOLT	22				0.006	0.0132
040	15221-33750	PLUG	1				0.032	0.0704
050	15109-33660	GASKET	1				0.001	0.0022
060	16261-32110	FILTER OIL	1	<=534271			0	0
060	16261-32113	FILTER OIL	1	>=534272	←		0	0
070	01123-50816	BOLT	1				0	0
080	04814-00160	O RING	1				0.001	0.0022
090	16204-36410	GAUGE OIL	1				0	0
100	16282-36420	GUIDE OIL GAUGE	1	<=425160			0.11	0.242
100	16282-36500	ASSY GUIDE OIL GAUGE	1	>=425161	≠		0.11	0.242
110	01123-50814	BOLT	1				0	0
120	04814-00090	O RING	1	>=425161			0.001	0.0022



# PISTON CRANKSHAFT



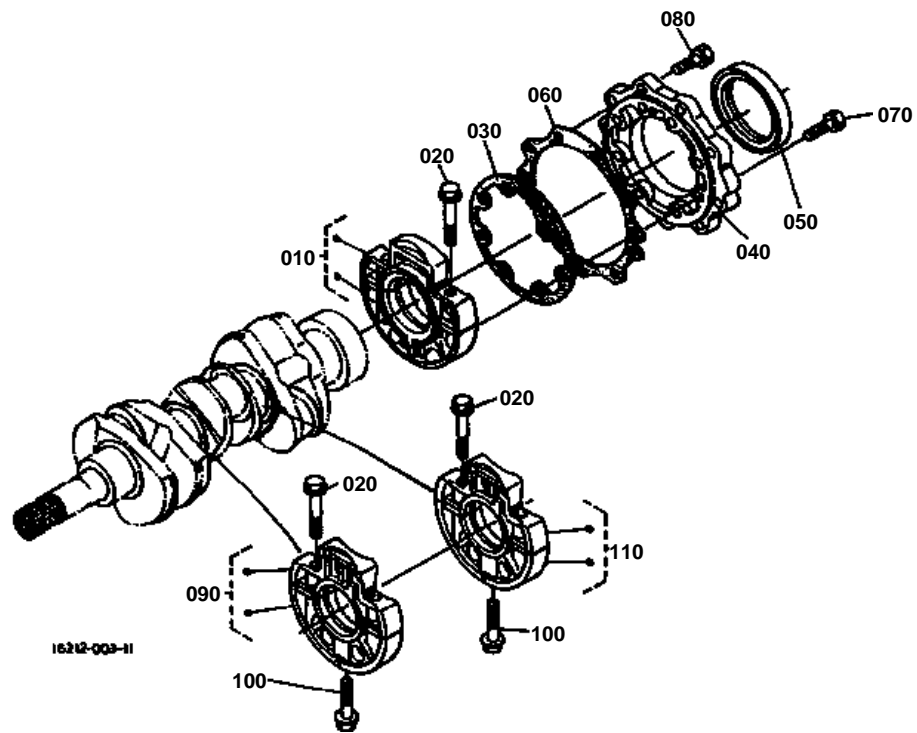


# PISTON CRANKSHAFT

↔ Interchangeable; ≠ not interchangeable; ← new for old; → old for new

REF.No	Part No.	Description	Q'ty	S.No.	I/C	REMARKS	Weight (kgf)	Weight (lb)
010	16281-21110	PISTON	3	<=489915		STD	0	0
010	16060-21110	PISTON	3	>=489916	←	STD	0.4	0.88
010	16281-21910	PISTON	3	<=489915		+0.5MM	0	0
010	16060-21910	PISTON	3	>=489916	←	+0.5MM	0.415	0.913
020	16261-21050	ASSY PISTON RING	3			STD	0.042	0.0924
020	16261-21090	ASSY PISTON RING	3			+0.5MM	0.05	0.11
030	16241-21310	PIN PISTON	3				0.135	0.297
040	16241-21330	CIR CLIP PISTON PIN	6				0.002	0.0044
050	16241-22012	ASSY CONNECTING ROD	3				0.545	1.199
060	16241-21980	BUSH PISTON PIN	3				0.03	0.066
070	16241-22140	BOLT CONNECTING ROD	6				0.024	0.0528
080	16241-22310	METAL CRANKPIN	3			SET STD	0.038	0.0836
080	16241-22970	METAL CRANKPIN	1			SET -0.2MM	0.08	0.176
080	16241-22980	METAL CRANKPIN	1			SET -0.4MM	0.1	0.22
090	16265-23010	COMP.CRANKSHAFT	1	<=482630			0	0
090	16265-23013	COMP.CRANKSHAFT	1	>=482631	→		8.2	18.04
100	05012-00508	PIN STRAIGHT	1	<=482630			0.001	0.0022
110	07715-00401	BALL	3				0.001	0.0022
120	16241-24110	GEAR CRANKSHAFT	1				0.15	0.33
130	16271-95230	KEY	1				0.005	0.011
140	16241-35630	GEAR OIL PUMP DRIVE	1				0.102	0.2244
150	16241-23280	SLEEVE CRANKSHAFT	1				0.06	0.132
160	16241-23250	COLLAR CRANKSHAFT	1				0.05	0.11
170	15667-96750	O RING	1				0.02	0.044
180	16241-23470	METAL CRANKSHAFT	1			STD	0.06	0.132
180	16241-23910	METAL CRANKSHAFT	1			-0.2MM	0.03	0.066
180	16241-23920	METAL CRANKSHAFT	1			-0.4MM	0.068	0.1496
190	16241-23480	METAL CRANKSHAFT	2			SET STD	0.05	0.11
190	16241-23930	METAL CRANKSHAFT	2			SET -0.2MM	0.1	0.22
190	16241-23940	METAL CRANKSHAFT	2			SET -0.4MM	0.05	0.11
200	16241-23490	METAL CRANKSHAFT	1			SET STD	0	0
200	16241-23860	METAL CRANKSHAFT	1			SET -0.2MM	0.1	0.22
200	16241-23870	METAL CRANKSHAFT	1			SET -0.4MM	0.068	0.1496
210	15521-23530	METAL SIDE	2			STD	0.01	0.022
210	15521-23950	METAL SIDE	2			+0.2MM	0.01	0.022
210	15521-23960	METAL SIDE	2			+0.4MM	0.01	0.022
220	19202-23540	METAL SIDE	2			STD	0.01	0.022
220	19202-23970	METAL SIDE	2			+0.2MM	0.01	0.022
220	19202-23980	METAL SIDE	2			+0.4MM	0.01	0.022

# MAIN BEARING CASE



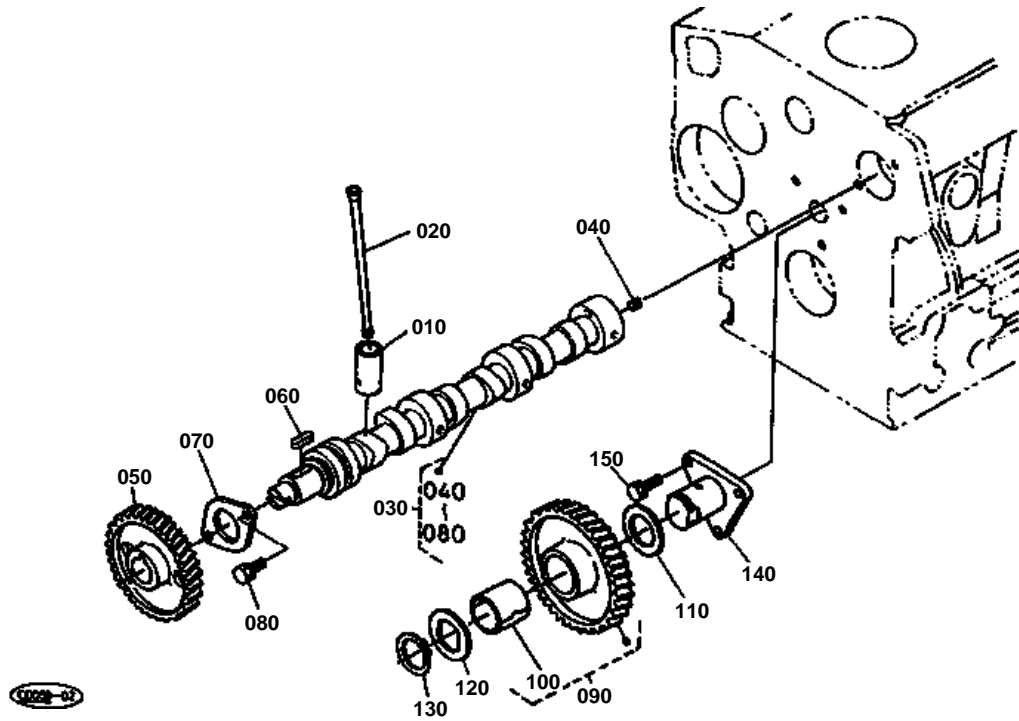


# MAIN BEARING CASE

↔ Interchangeable; ≠ not interchangeable; ← new for old; → old for new

REF.No	Part No.	Description	Q'ty	S.No.	I/C	REMARKS	Weight (kgf)	Weight (lb)
010	16261-04090	ASSY CASE MAIN BRG.	1	←=568291			0	0
010	16241-04092	ASSY CASE MAIN BRG.	1	>=568292	↔		1.13	2.486
020	16241-04540	BOLT BEARING CASE	6				0.02	0.044
030	16299-04360	GASKET BRG.CASE NA	1	←=534271			0	0
030	16264-04360	GASKET BRG.CASE NA	1	>=534272	←		0.002	0.0044
040	16241-04810	COVER BEARING CASE	1	←=475253			0	0
040	16241-04813	COVER BEARING CASE	1	>=475254	←		0.22	0.484
050	16241-04460	SEAL OIL	1				0.02	0.044
060	16299-04820	GASKET BRG.CASE COV.	1	←=534271			0	0
060	16264-04820	GASKET BRG.CASE COV.	1	>=534272	←		0.008	0.0176
070	01023-50625	BOLT	8				0.007	0.0154
080	01023-50620	BOLT	9				0.006	0.0132
090	16261-04040	ASSY CASE MAIN BRG.	1				0.9	1.98
100	16241-04560	BOLT BEARING CASE	2				0.03	0.066
110	16261-04050	ASSY CASE MAIN BRG.	1				1.11	2.442

# CAMSHAFT



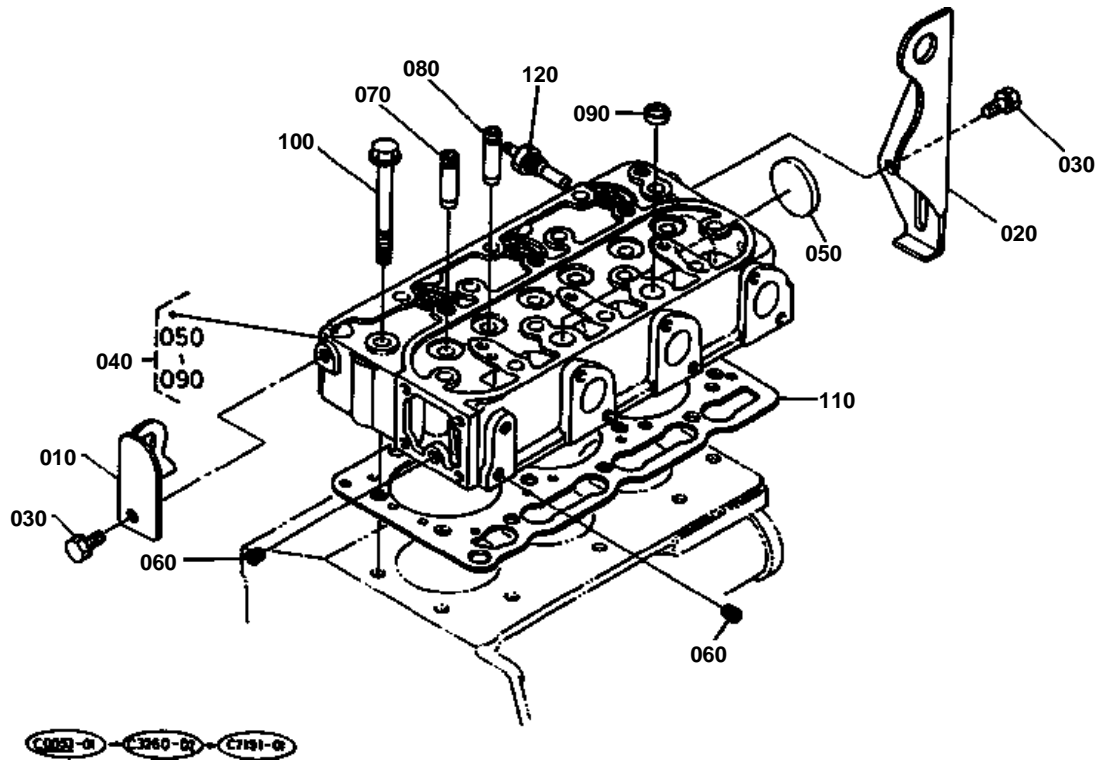


# CAMSHAFT

↔ Interchangeable; ≠ not interchangeable; ← new for old; → old for new

REF.No	Part No.	Description	Q'ty	S.No.	I/C	REMARKS	Weight (kgf)	Weight (lb)
010	16261-15550	TAPPET	6				0.035	0.077
020	16241-15110	PUSH ROD	6				0.03	0.066
030	16261-16010	ASSY CAMSHAFT	1				1.7	3.74
040	15521-93610	SCREW SET	1				0.002	0.0044
050	16241-16510	GEAR CAMSHAFT	1				0.45	0.99
060	05712-00518	KEY FEATHER	1				0.003	0.0066
070	16241-16270	STOPPER CAMSHAFT	1				0.04	0.088
080	01023-50614	BOLT	2				0.005	0.011
090	16271-24010	COMP GEAR IDLE	1				0.6	1.32
100	16271-24980	BUSH IDLE GEAR	1				0.02	0.044
110	16241-24360	COLLAR IDLE GEAR	1				0.01	0.022
120	16241-24370	COLLAR IDLE GEAR	1				0.012	0.0264
130	16241-24320	CIR CLIP IDLE GEAR	1				0.003	0.0066
140	16241-24250	SHAFT IDLE GEAR	1				0.255	0.561
150	01023-50616	BOLT	3				0.005	0.011

# CYLINDER HEAD





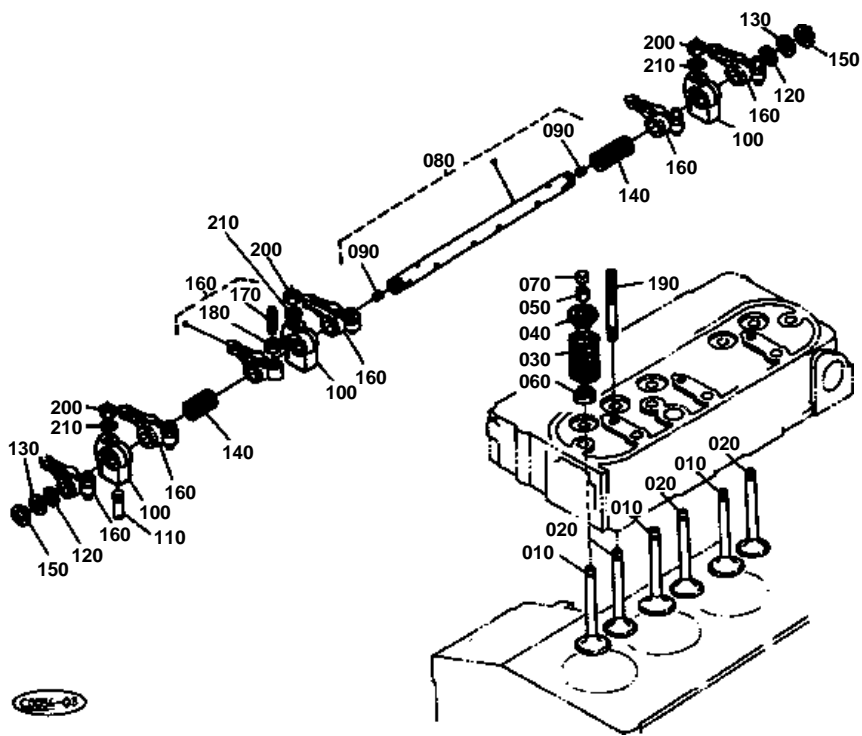
# CYLINDER HEAD

↔ Interchangeable; ≠ not interchangeable; ← new for old; → old for new

REF.No	Part No.	Description	Q'ty	S.No.	I/C	REMARKS	Weight (kgf)	Weight (lb)
010	16241-01750	HOOK ENGINE	1				0.08	0.176
020	16241-01770	HOOK ENGINE	1				0.175	0.385
030	01123-50814	BOLT	2				0	0
040	16261-03040	COMP.CYLINDER HEAD	1	<=489915			10	22
040	16032-03040	COMP.CYLINDER HEAD	1	>=489916	≠		10	22
050	15321-96260	CAP SEALING	1				0.014	0.0308
060	15261-96010	PLUG	2				0.002	0.0044
070	16241-13540	GUIDE INLET VALVE	3				0.02	0.044
080	16241-13560	GUIDE EXHAUST VALVE	3				0.01	0.022
090	15261-03370	CAP SEALING	2				0.005	0.011
100	16241-03450	BOLT CYLINDER HEAD	14				0.07	0.154
110	16261-03310	GASKET CYLINDER HEAD	1				0.07	0.154
120	31351-32830	THERMOSTAT UNIT	1				0.02	0.044



# VALVE ROCKER ARM

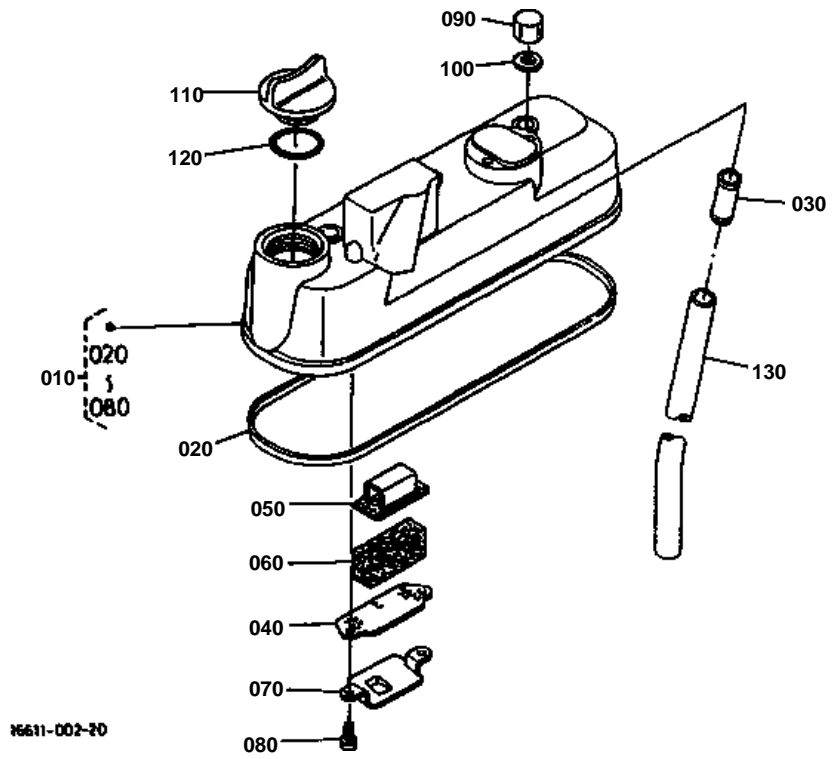


**VALVE ROCKER ARM**

↔ Interchangeable; ≠ not interchangeable; ← new for old; → old for new

REF.No	Part No.	Description	Q'ty	S.No.	I/C	REMARKS	Weight (kgf)	Weight (lb)
010	16241-13110	VALVE INLET	3				0.05	0.11
020	16241-13120	VALVE EXHAUST	3				0.045	0.099
030	16271-13240	SPRING VALVE	6				0.015	0.033
040	16241-13330	RETAINER VALVE SP.	6				0.015	0.033
050	15261-13360	COLLET VALVE SPRING	6			SET	0.001	0.0022
060	16241-13150	SEAL VALVE STEM	6				0.002	0.0044
070	15261-13280	CAP VALVE	6	≤338135			0	0
070	16241-13280	CAP VALVE	6	≥338136	↔		0.005	0.011
080	16261-14050	ASSY SHAFT R-ARM	1				0.17	0.374
090	03410-50606	SCREW SET	2				0.001	0.0022
100	16241-14350	BRACKET ROCKER ARM	3				0.04	0.088
110	15261-14420	SCREW SET.ROCKER ARM	1				0.002	0.0044
120	16241-14430	WASHER R-ARM.SHAFT	2				0.002	0.0044
130	16241-14440	WASHER R-ARM.SHAFT	2				0.002	0.0044
140	16241-14310	SPRING ROCKER ARM	2				0.004	0.0088
150	04612-00120	CIR CLIP EXTERNAL	2				0.001	0.0022
160	16241-14030	ASSY ROCKER ARM	6				0.06	0.132
170	16241-14230	SCREW ADJUSTING	6				0.008	0.0176
180	16241-14240	NUT	6				0.004	0.0088
190	16241-14410	STUD	3				0.022	0.0484
200	15261-92010	NUT	3				0.005	0.011
210	15261-94010	WASHER PLAIN	3				0.002	0.0044

# CYLINDER HEAD COVER

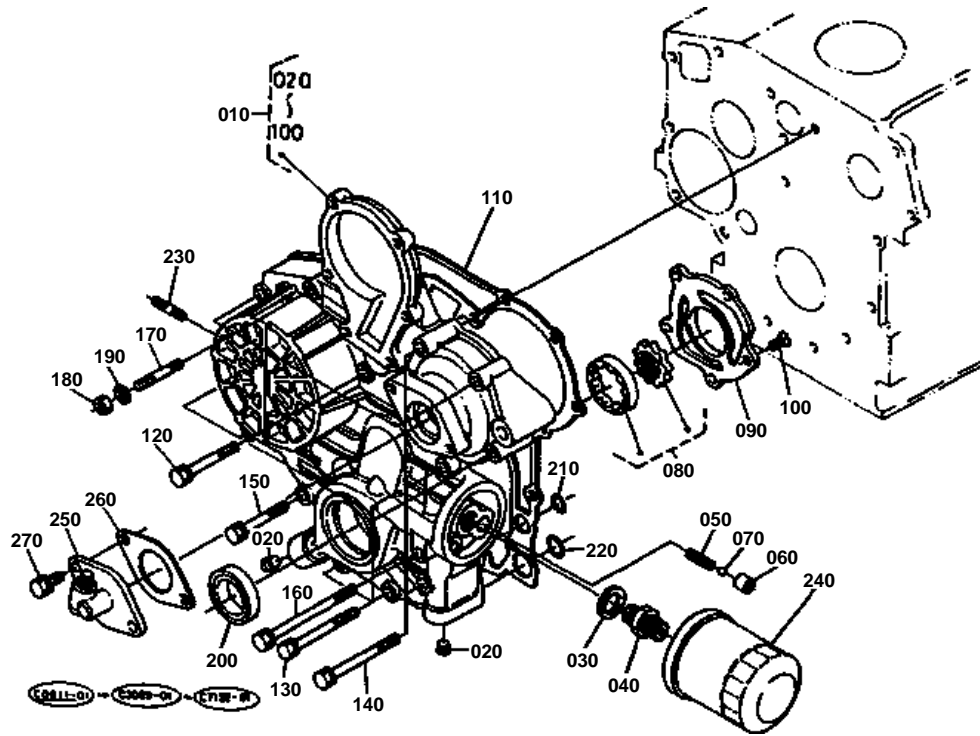


**CYLINDER HEAD COVER**

↔ Interchangeable; ≠ not interchangeable; ← new for old; → old for new

REF.No	Part No.	Description	Q'ty	S.No.	I/C	REMARKS	Weight (kgf)	Weight (lb)
010	16261-14510	COVER CYL.HEAD	1	≤534271			0	0
010	16261-14503	ASSY COVER CYL. HEA	1	≥534272	←		0.78	1.716
020	16261-14520	GASKET HEAD COVER	1				0.01	0.022
030	16241-05550	JOINT BREATHER PIPE	1				0.02	0.044
040	16241-05140	PLATE B/THER ELEMENT	1				0.005	0.011
050	16241-05150	PLATE B/THER ELEMENT	1				0.01	0.022
060	16241-05670	ELEMENT BREATHER	1				0.01	0.022
070	16241-05370	OIL SHIELD BREATHER	1				0.01	0.022
080	03024-50510	SCREW WITH WASHER	2				0.002	0.0044
090	15952-92330	NUT CAP	3				0.01	0.022
100	15951-96660	GASKET	3				0.001	0.0022
110	15221-33140	PLUG OIL FILLER	1	≤325640			0.038	0.0836
110	15852-33140	PLUG OIL FILLER	1	≥325641	↔		0.038	0.0836
120	04814-50300	O RING	1				0.001	0.0022
130	16241-05510	PIPE BREATHER	1				0.06	0.132

# GEAR CASE



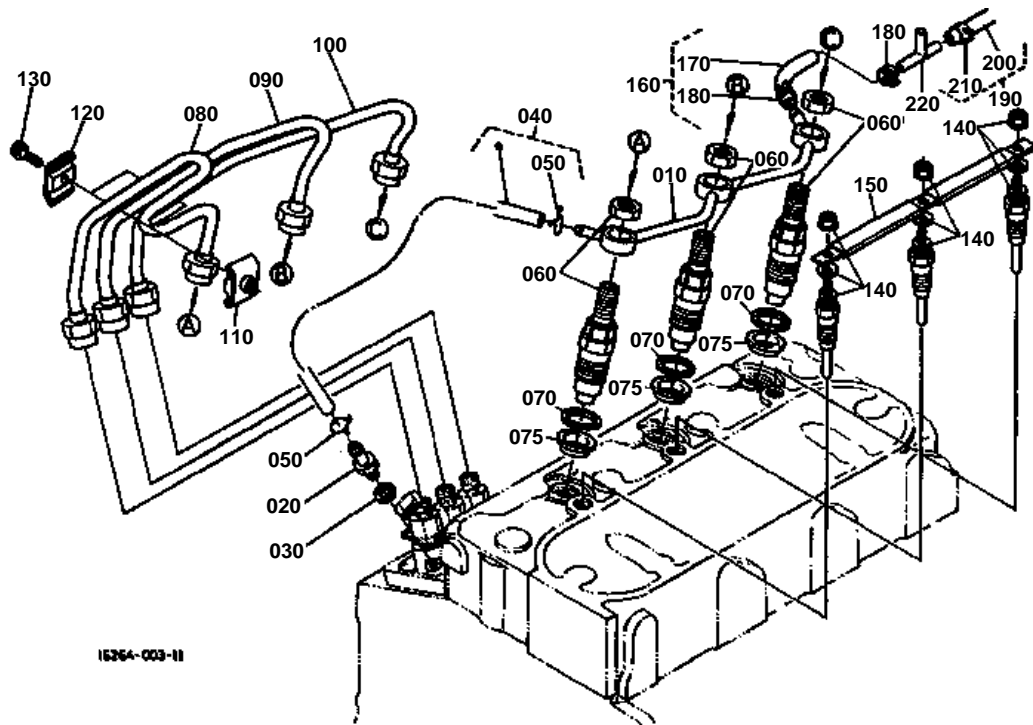


GEAR CASE

↔ Interchangeable; ≠ not interchangeable; ← new for old; → old for new

REF.No	Part No.	Description	Q'ty	S.No.	I/C	REMARKS	Weight (kgf)	Weight (lb)
010	16271-04020	COMP.CASE GEAR	1				2.5	5.5
020	17331-96040	PLUG	2	<=338135			0.005	0.011
020	16241-96020	PLUG	2	>=338136	↔		0.015	0.033
030	04011-50180	WASHER PLAIN	1				0.012	0.0264
040	15241-32290	JOINT PIPE	1				0.053	0.1166
050	16241-36950	SPRING	1				0.015	0.033
060	16241-36930	SEAT VALVE	1				0.012	0.0264
070	07715-00201	BALL	1				0.008	0.0176
080	16241-35070	ASSY ROTOR OIL PUMP	1				0.27	0.594
090	16241-35130	COVER OIL PUMP	1				0.066	0.1452
100	16241-93120	SCREW CSK-HD	5				0.005	0.011
110	16299-04130	GASKET GEAR CASE NA	1	<=534271			0	0
110	16264-04130	GASKET GEAR CASE NA	1	>=534272	←		0.01	0.022
120	01023-50645	BOLT	3				0.01	0.022
130	01023-50650	BOLT	6				0	0
140	01023-50655	BOLT	2				0.012	0.0264
150	15841-91040	BOLT	1				0.01	0.022
160	16241-91040	BOLT	1				0.015	0.033
170	01513-50645	STUD	1				0.011	0.0242
180	02056-50060	NUT	1				0.002	0.0044
190	04512-50060	WASHER SPRING	1				0	0
200	16259-04210	SEAL OIL	1				0.015	0.033
210	04814-06100	O RING	2				0.003	0.0066
220	04814-00150	O RING	2				0.001	0.0022
230	01513-50616	STUD	2				0.004	0.0088
240	16271-32090	ASSY CARTRIDGE OIL	1	<=445506			0	0
240	16271-32092	ASSY CARTRIDGE OIL	1	>=445507	←		0.4	0.88
250	58417-25950	ASSY GEAR CASE H/M	1				0.29	0.638
260	16299-88130	GASKET H/M.GEAR CASE	1	<=534271			0	0
260	16264-88130	GASKET H/M.GEAR CASE	1	>=534272	←		0.002	0.0044
270	01023-50618	BOLT	2				0.006	0.0132

NOZZLE HOLDER GLOW PLUG



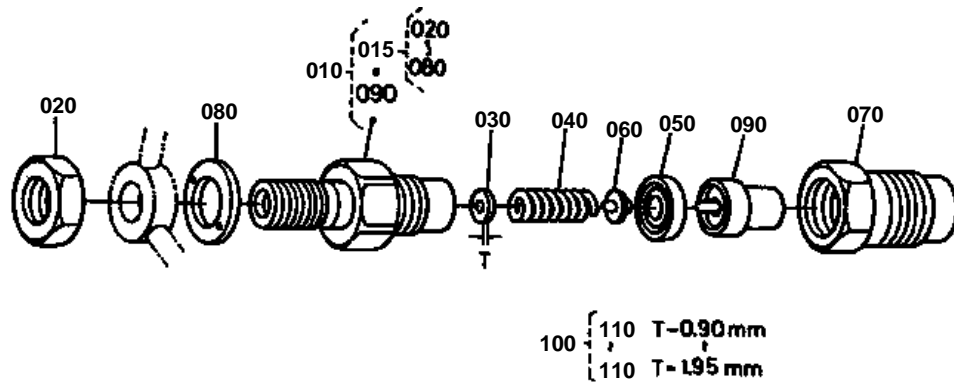
**NOZZLE HOLDER GLOW PLUG**

↔ Interchangeable; ≠ not interchangeable; ← new for old; → old for new

REF.No	Part No.	Description	Q'ty	S.No.	I/C	REMARKS	Weight (kgf)	Weight (lb)
010	16261-42500	ASSY PIPE OVER FLOW	1	←=497380			0	0
010	16261-42502	ASSY PIPE OVER FLOW	1	>=497381	←		0.04	0.088
020	15841-51360	SCREW AIR BREEDER	1				0.008	0.0176
030	15601-96650	GASKET	1				0.001	0.0022
040	16271-42020	ASSY PIPE OVER FLOW	1	←=370693			0	0
040	15841-42500	ASSY PIPE OVER FLOW	1	>=370694	↔		0.015	0.033
050	16241-42320	BAND PIPE	2				0.005	0.011
060	16261-53000	ASSY HOLDER NOZZLE	3	←=489915			0.14	0.308
060	16032-53000	ASSY HOLDER NOZZLE	3	>=489916	←		0.14	0.308
070	15841-53620	GASKET	3				0	0
075	19077-53650	SEAL HEAT	3	>=489916			0.005	0.011
080	16282-53710	PIPE INJECTION	1	←=489915			0	0
080	16282-53712	PIPE INJECTION	1	>=489916	←		0.117	0.2574
090	16271-53720	PIPE INJECTION	1	←=489915			0	0
090	16271-53722	PIPE INJECTION	1	>=489916	←		0.12	0.264
100	16271-53730	PIPE INJECTION	1	←=489915			0	0
100	16271-53732	PIPE INJECTION	1	>=489916	←		0.118	0.2596
110	15841-53850	CLAMP PIPE	2				0.01	0.022
120	15841-53860	CLAMP PIPE	2				0.009	0.0198
130	03024-50520	SCREW WITH WASHER	2				0.004	0.0088
140	16261-65510	PLUG GLOW	3	←=489915			0.025	0.055
140	16851-65510	PLUG GLOW	3	>=489916	≠		0.02	0.044
150	16261-65560	CORD GLOW PLUG	1				0.01	0.022
160	16261-42030	ASSY PIPE OVER FLOW	1				0.005	0.011
170	09661-40080	TUBE FUEL	1				0.01	0.022
180	16241-42320	BAND PIPE	2				0.005	0.011
190	16261-42040	ASSY PIPE OVER FLOW	1				0.015	0.033
200	09661-40260	TUBE FUEL	1				0.015	0.033
210	16241-42320	BAND PIPE	2				0.005	0.011
220	15101-42570	JOINT PIPE	1				0.006	0.0132



NOZZLE HOLDER (COMPONENT PARTS)



0001-02

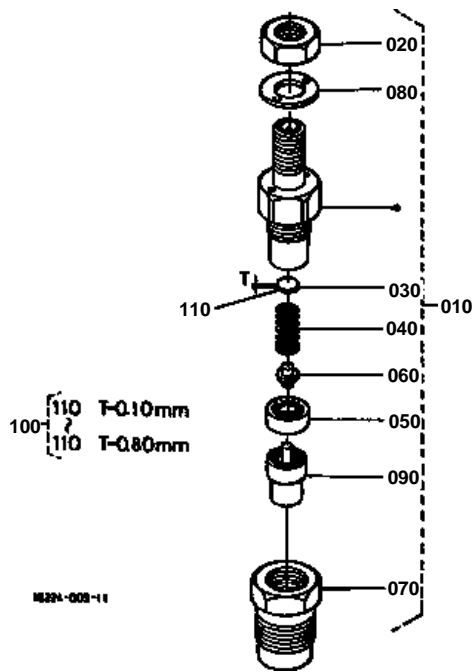


**NOZZLE HOLDER (COMPONENT PARTS)**  
S.No.;<=489915

↔ Interchangeable; ≠ not interchangeable; ← new for old; → old for new

REF.No	Part No.	Description	Q'ty	S.No.	I/C	REMARKS	Weight (kgf)	Weight (lb)
010	16261-53000	ASSY HOLDER NOZZLE	3				0.14	0.308
015	16271-53010	S-ASSY HOLDER NOZZLE	3				0.13	0.286
020	15841-92030	NUT	3				0.005	0.011
030	15841-53230	WASHER ADJUSTING	3				0.001	0.0022
040	15841-53170	SPRING NOZZLE	3				0.004	0.0088
050	15841-53350	PIECE DISTANCE	3				0.004	0.0088
060	15841-53160	PUSH ROD	3				0.001	0.0022
070	15841-53280	NUT NOZZLE	3				0	0
080	15841-94040	WASHER	3				0.001	0.0022
090	16261-53610	PIECE NOZZLE	3				0.03	0.066
100	15841-98100	ASSY WASHER ADJUST	3			OPTION	0.043	0.0946
110	15841-98500	WASHER ADJUSTING	3			0.900MM	0	0
110	15841-98510	WASHER ADJUSTING	3			0.925MM	0.001	0.0022
110	15841-98520	WASHER ADJUSTING	3			0.950MM	0.001	0.0022
110	15841-98530	WASHER ADJUSTING	3			0.975MM	0.001	0.0022
110	15841-98540	WASHER ADJUSTING	3			1.000MM	0.001	0.0022
110	15841-98550	WASHER ADJUSTING	3			1.025MM	0.001	0.0022
110	15841-98560	WASHER ADJUSTING	3			1.050MM	0.001	0.0022
110	15841-98570	WASHER ADJUSTING	3			1.075MM	0.001	0.0022
110	15841-98580	WASHER ADJUSTING	3			1.100MM	0.001	0.0022
110	15841-98590	WASHER ADJUSTING	3			1.125MM	0.001	0.0022
110	15841-98600	WASHER ADJUSTING	3			1.150MM	0.001	0.0022
110	15841-98610	WASHER ADJUSTING	3			1.175MM	0.001	0.0022
110	15841-98620	WASHER ADJUSTING	3			1.200MM	0.001	0.0022
110	15841-98630	WASHER ADJUSTING	3			1.225MM	0.001	0.0022
110	15841-98640	WASHER ADJUSTING	3			1.250MM	0.001	0.0022
110	15841-98650	WASHER ADJUSTING	3			1.275MM	0.001	0.0022
110	15841-98660	WASHER ADJUSTING	3			1.300MM	0.001	0.0022
110	15841-98670	WASHER ADJUSTING	3			1.325MM	0.001	0.0022
110	15841-98680	WASHER ADJUSTING	3			1.350MM	0.001	0.0022
110	15841-98690	WASHER ADJUSTING	3			1.375MM	0.001	0.0022
110	15841-98700	WASHER ADJUSTING	3			1.400MM	0.001	0.0022
110	15841-98710	WASHER ADJUSTING	3			1.425MM	0.001	0.0022
110	15841-98720	WASHER ADJUSTING	3			1.450MM	0.001	0.0022
110	15841-98730	WASHER ADJUSTING	3			1.475MM	0.001	0.0022
110	15841-98740	WASHER ADJUSTING	3			1.500MM	0.001	0.0022
110	15841-98750	WASHER ADJUSTING	3			1.525MM	0.001	0.0022
110	15841-98760	WASHER ADJUSTING	3			1.550MM	0.001	0.0022
110	15841-98770	WASHER ADJUSTING	3			1.575MM	0.001	0.0022
110	15841-98780	WASHER ADJUSTING	3			1.600MM	0.002	0.0044
110	15841-98790	WASHER ADJUSTING	3			1.625MM	0.001	0.0022
110	15841-98800	WASHER ADJUSTING	3			1.650MM	0.001	0.0022
110	15841-98810	WASHER ADJUSTING	3			1.675MM	0.004	0.0088
110	15841-98820	WASHER ADJUSTING	3			1.700MM	0.001	0.0022
110	15841-98830	WASHER ADJUSTING	3			1.725MM	0.001	0.0022
110	15841-98840	WASHER ADJUSTING	3			1.750MM	0.001	0.0022
110	15841-98850	WASHER ADJUSTING	3			1.775MM	0.001	0.0022
110	15841-98860	WASHER ADJUSTING	3			1.800MM	0.001	0.0022
110	15841-98870	WASHER ADJUSTING	3			1.825MM	0.001	0.0022
110	15841-98880	WASHER ADJUSTING	3			1.850MM	0.001	0.0022
110	15841-98890	WASHER ADJUSTING	3			1.875MM	0.001	0.0022
110	15841-98900	WASHER ADJUSTING	3			1.900MM	0.001	0.0022
110	15841-98910	WASHER ADJUSTING	3			1.925MM	0.001	0.0022
110	15841-98920	WASHER ADJUSTING	3			1.950MM	0.001	0.0022

# NOZZLE HOLDER (COMPONENT PARTS)



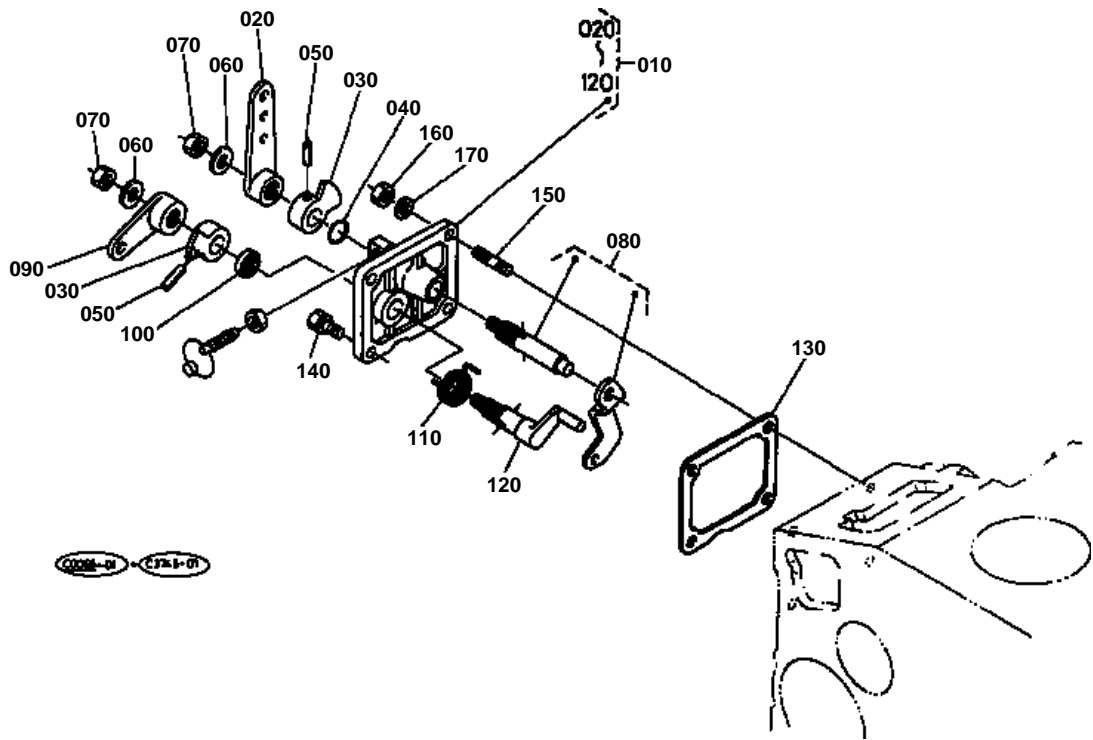


**NOZZLE HOLDER (COMPONENT PARTS)**  
S.No.;>=489916

↔ Interchangeable; ≠ not interchangeable; ← new for old; → old for new

REF.No	Part No.	Description	Q'ty	S.No.	I/C	REMARKS	Weight (kgf)	Weight (lb)
010	16032-53000	ASSY HOLDER NOZZLE	3				0.14	0.308
020	16032-92030	NUT	3				0.007	0.0154
030	16032-53230	WASHER ADJUSTING	3				0.001	0.0022
040	16032-53170	SPRING NOZZLE	3				0.007	0.0154
050	16032-53350	SPACER DISTANCE	3				0.02	0.044
060	16032-53160	PUSH ROD	3				0.001	0.0022
070	16032-53280	NUT NOZZLE	3				0.037	0.0814
080	16032-94040	WASHER	3				0.002	0.0044
090	16032-53610	PIECE NOZZLE	3				0.021	0.0462
100	16032-98100	ASSY WASHER ADJUST	3			OPTION	0.016	0.0352
110	16032-98500	WASHER ADJUSTING	3			0.10MM	0.001	0.0022
110	16032-98510	WASHER ADJUSTING	3			0.20MM	0.001	0.0022
110	16032-98520	WASHER ADJUSTING	3			0.30MM	0.001	0.0022
110	16032-98530	WASHER ADJUSTING	3			0.40MM	0.001	0.0022
110	16032-98540	WASHER ADJUSTING	3			0.50MM	0.001	0.0022
110	16032-98550	WASHER ADJUSTING	3			0.52MM	0.001	0.0022
110	16032-98560	WASHER ADJUSTING	3			0.54MM	0.001	0.0022
110	16032-98570	WASHER ADJUSTING	3			0.56MM	0.001	0.0022
110	16032-98580	WASHER ADJUSTING	3			0.58MM	0.001	0.0022
110	16032-98590	WASHER ADJUSTING	3			0.80MM	0.001	0.0022

# SPEED CONTROL PLATE



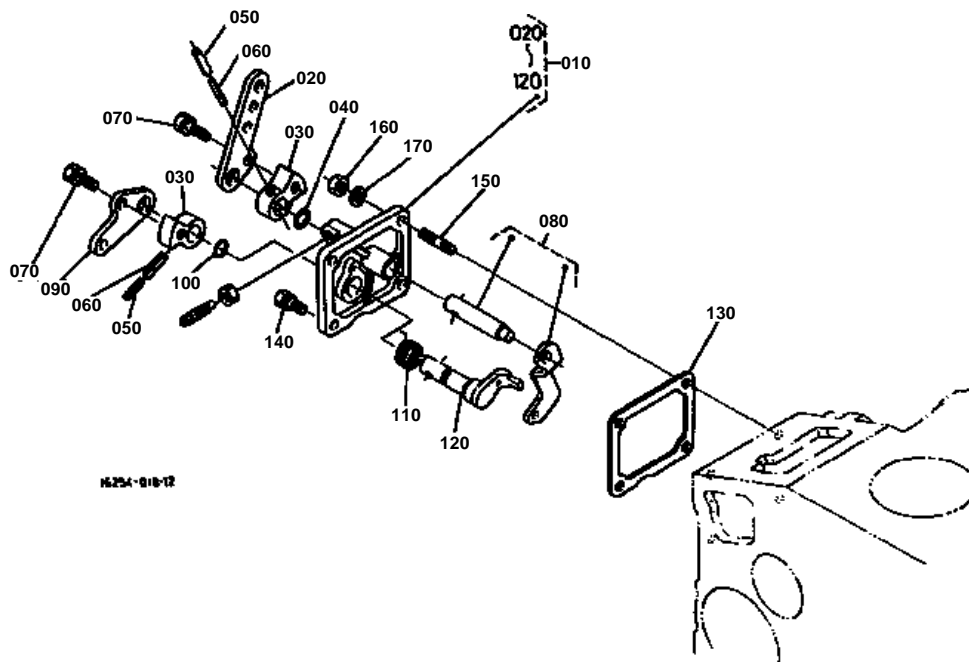


**SPEED CONTROL PLATE**  
S.No.;<=468068

↔ Interchangeable; ≠ not interchangeable; ← new for old; → old for new

REF.No	Part No.	Description	Q'ty	S.No.	I/C	REMARKS	Weight (kgf)	Weight (lb)
010	16299-57013	ASSY PLATE CONTROL	1	<=431830			0	0
010	16299-57015	ASSY PLATE CONTROL	1	>=431831	←		0.32	0.704
020	16271-57150	LEVER SPEED CONTROL	1				0.05	0.11
030	16241-57160	LEVER SPEED CONTROL	2				0.02	0.044
040	04814-00100	O RING	1				0.001	0.0022
050	05411-00420	PIN SPRING	2				0.001	0.0022
060	16241-94020	WASHER PLAIN	2				0.002	0.0044
070	16241-92020	NUT	2				0.002	0.0044
080	16271-56023	COMP.LEVER GOVERNOR	1				0.05	0.11
090	16271-57720	LEVER ENGINE STOP	1				0.03	0.066
100	15471-57980	SEAL OIL	1				0.001	0.0022
110	16222-57510	SPRING RETURN	1				0.01	0.022
120	16271-57740	SHAFT STOP LEVER	1				0.039	0.0858
130	16299-57210	GASKET NA	1				0	0
140	01023-50616	BOLT	2				0.005	0.011
150	01513-50616	STUD	2				0.004	0.0088
160	02056-50060	NUT	2				0.002	0.0044
170	04512-50060	WASHER SPRING	2				0	0

# SPEED CONTROL PLATE



16254-010-12



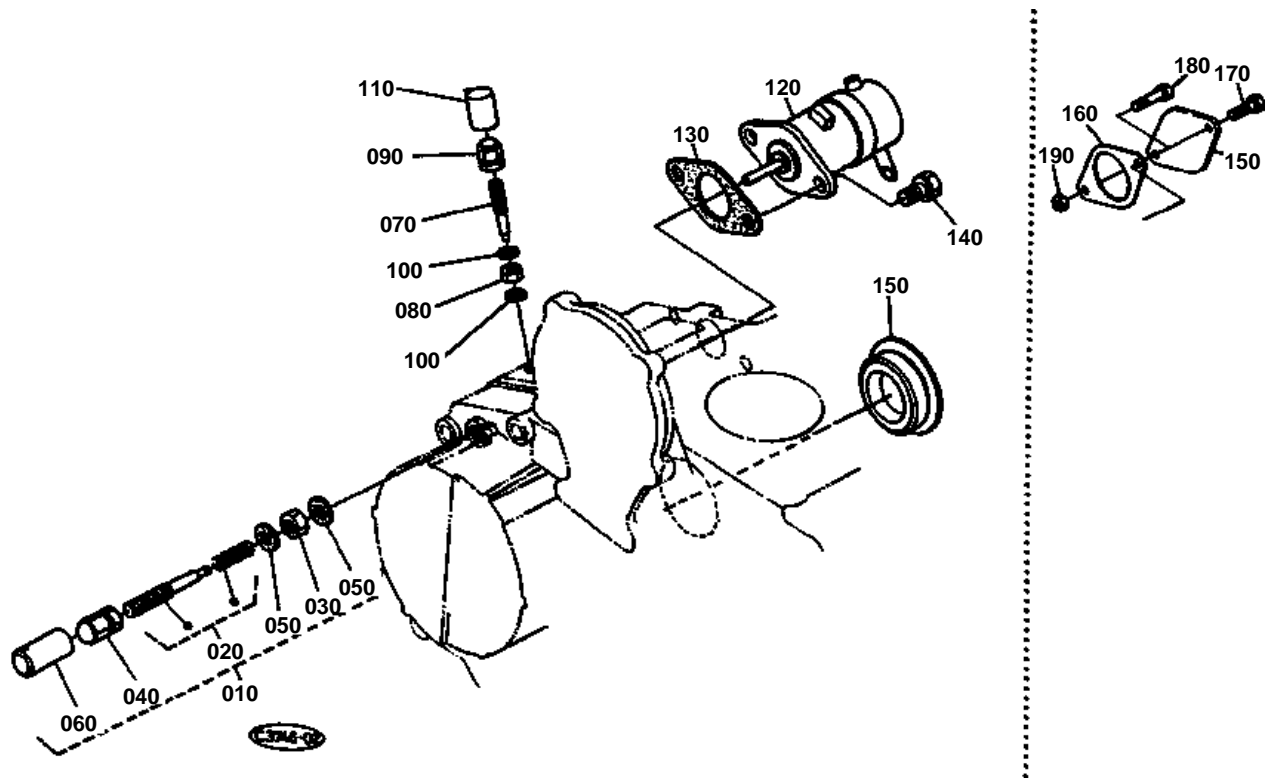
**SPEED CONTROL PLATE**  
S.No.;>=468069

↔ Interchangeable; ≠ not interchangeable; ← new for old; → old for new

REF.No	Part No.	Description	Q'ty	S.No.	I/C	REMARKS	Weight (kgf)	Weight (lb)
010	16205-57010	ASSY PLATE CONTROL	1				0.34	0.748
020	16205-57150	LEVER SPEED CONTROL	1				0.033	0.0726
030	16205-57160	LEVER SPEED CONTROL	2				0.03	0.066
040	04814-00100	O RING	1				0.001	0.0022
050	05411-00420	PIN SPRING	2				0.001	0.0022
060	05411-02520	PIN SPRING	2				0.001	0.0022
070	01023-50612	BOLT	2				0.005	0.011
080	16205-56020	COMP.LEVER GOVERNOR	1				0.02	0.044
090	16205-57720	LEVER ENGINE STOP	1				0.02	0.044
100	19202-96750	O RING	1				0.001	0.0022
110	16205-57510	SPRING RETURN	1				0.002	0.0044
120	16205-57740	COMP.STOP LEVER	1				0.046	0.1012
130	16299-57210	GASKET NA	1	<=534271			0	0
130	16264-57210	GASKET NA	1	>=534272	←		0.002	0.0044
140	01023-50616	BOLT	2				0.005	0.011
150	01513-50616	STUD	2				0.004	0.0088
160	02056-50060	NUT	2				0.002	0.0044
170	04512-50060	WASHER SPRING	2				0	0



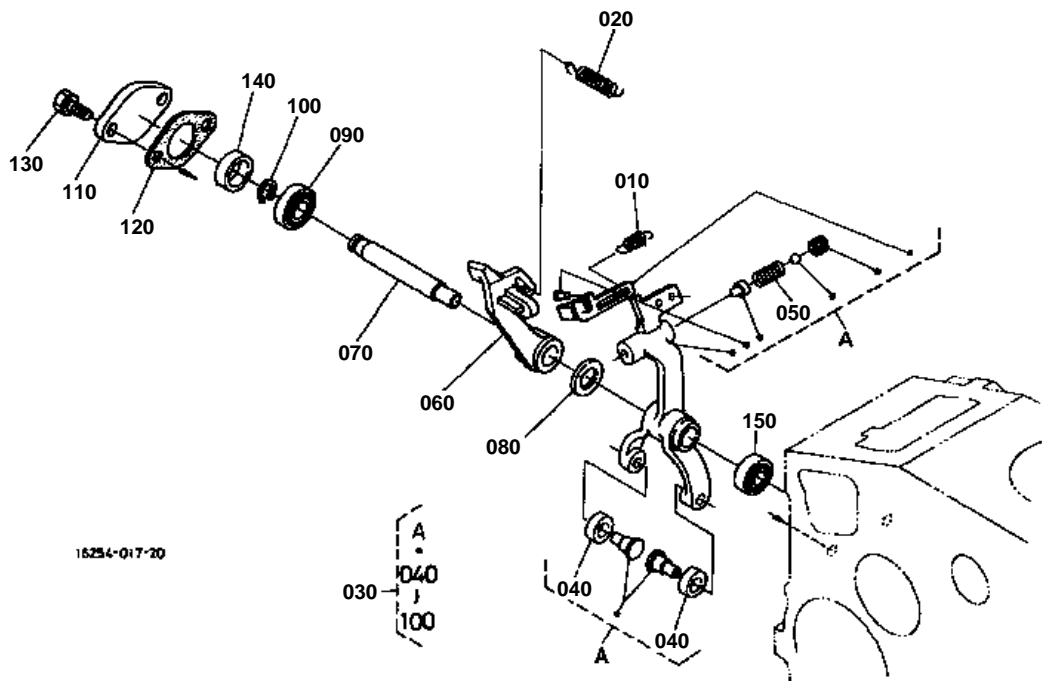
# STOP SOLENOID



**STOP SOLENOID**

↔ Interchangeable; ≠ not interchangeable; ← new for old; → old for new

REF.No	Part No.	Description	Q'ty	S.No.	I/C	REMARKS	Weight (kgf)	Weight (lb)
010	16282-54090	ASSY APPARATUS IDLE	1				0.025	0.055
020	16282-54100	ASSY BOLT ADJUSTING	1				0.01	0.022
030	15841-92020	NUT	1				0.004	0.0088
040	15841-92330	NUT CAP	1				0.006	0.0132
050	15601-96650	GASKET	2				0.001	0.0022
060	16241-54420	CAP	1	≤645957			0.004	0.0088
060	16221-54420	CAP	1	≥645958	↔		0.001	0.0022
070	16241-54120	BOLT ADJUSTING	1				0.005	0.011
080	15841-92020	NUT	1				0.004	0.0088
090	15841-92330	NUT CAP	1				0.006	0.0132
100	15601-96650	GASKET	2				0.001	0.0022
110	16241-54420	CAP	1	≤645957			0.004	0.0088
110	16221-54420	CAP	1	≥645958	↔		0.001	0.0022
120	16271-60010	ASSY SOLENOID	1	≤308554			0	0
120	16271-60012	ASSY SOLENOID	1	≥308555	←		0.35	0.77
130	16299-60150	GASKET SOLENOID COV.	1				0.003	0.0066
140	01202-50612	BOLT	2				0.005	0.011
150	16282-83150	COVER PUMP	1	≤475253			0.15	0.33
150	16264-83150	COVER PUMP	1	≥475254	←		0	0
150	16264-83150	COVER PUMP	1	≤741870			0	0
150	16264-83150	COVER PUMP	1	≥10001			0	0
150	16264-83152	COVER PUMP	1	≥15686	←		0.028	0.0616
160	16282-83110	PACKING	1	≤475253			0	0
170	01123-50820	BOLT	1	≤475253			0.011	0.0242
180	01123-50830	BOLT	1	≤475253			0.015	0.033
190	02156-50080	NUT	1	≤475253			0.004	0.0088

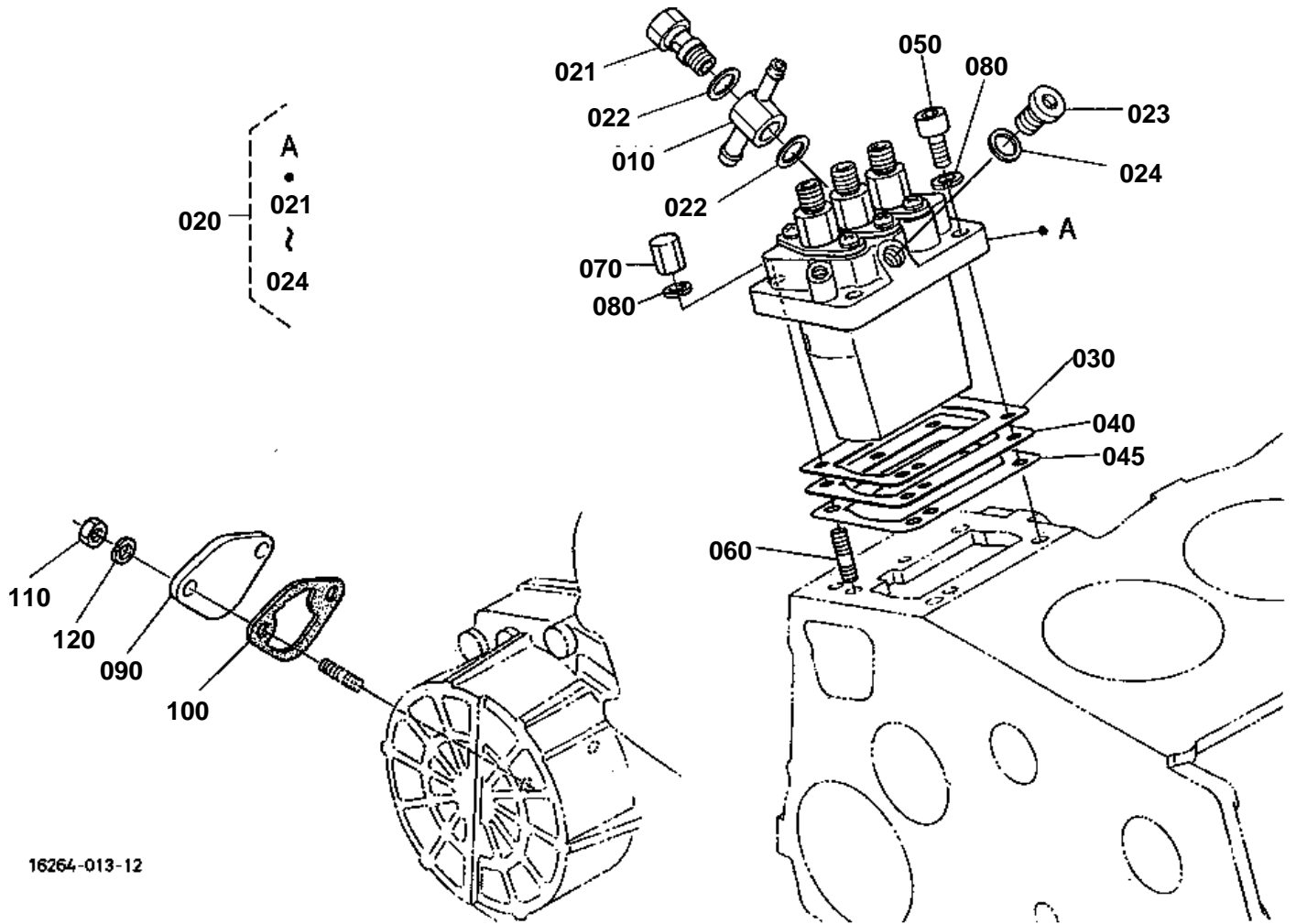


**GOVERNOR**

↔ Interchangeable; ≠ not interchangeable; ← new for old; → old for new

REF.No	Part No.	Description	Q'ty	S.No.	I/C	REMARKS	Weight (kgf)	Weight (lb)
010	16261-56480	SPRING START	1				0.002	0.0044
020	16271-56410	SPRING GOVERNOR	1	≤351089			0.015	0.033
020	16271-56412	SPRING GOVERNOR	1	≥351090	←		0	0
030	16204-56052	ASSY LEVER FORK	1	≤489915			0	0
030	16204-56054	ASSY LEVER FORK	1	≥489916	↔		0	0
040	19484-55440	ROLLER	2				0.005	0.011
050	16032-54230	SPRING	1				0.001	0.0022
060	16271-56132	LEVER FORK	1				0	0
070	16241-56153	SHAFT FORK LEVER	1				0.04	0.088
080	16241-94010	WASHER PLAIN	1				0.002	0.0044
090	16241-56330	BEARING MINIATURIZE	1				0.007	0.0154
100	04612-00090	CIR CLIP EXTERNAL	1				0.001	0.0022
110	16241-56250	COVER FORK LEV.SHAFT	1				0.013	0.0286
120	16299-56260	GASKET NA	1				0.002	0.0044
130	01023-50614	BOLT	2				0.005	0.011
140	16241-56210	COLLAR	1				0.008	0.0176
150	16241-56340	BEARING MINIATURIZE	1				0.007	0.0154

INJECTION PUMP CAMSHAFT (1)



16264-013-12

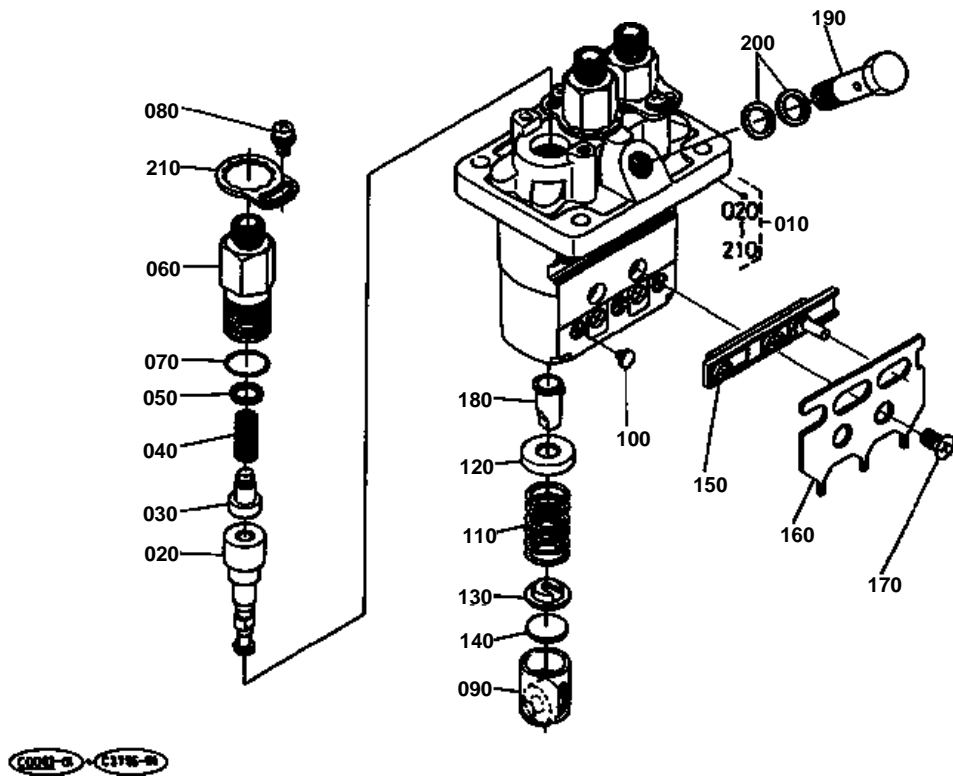


# INJECTION PUMP CAMSHAFT (1)

↔ Interchangeable; ≠ not interchangeable; ← new for old; → old for new

REF.No	Part No.	Description	Q'ty	S.No.	I/C	REMARKS	Weight (kgf)	Weight (lb)
010	16271-95690	JOINT EYE	1				0.046	0.1012
020	16261-51010	ASSY PUMP INJECTION	1	←=489915			0.93	2.046
020	16032-51010	ASSY PUMP INJECTION	1	≧=489916	≠		1	2.2
021	16271-51320	SCREW FOLLOW	1	≧=489916			0.031	0.0682
022	15841-96650	GASKET	1	≧=489916			0.001	0.0022
023	16030-96010	PLUG	1	≧=489916			0.008	0.0176
024	15861-96650	GASKET	1	≧=489916			0.001	0.0022
030	15861-52110	SHIM INJECTION PUMP	2	←=489915			0	0
030	16006-52092	SHIM INJECTION PUMP	1	≧=489916	←	0.20MM	0.004	0.0088
040	15861-52120	SHIM INJECTION PUMP	2	←=489915			0	0
040	16006-52112	SHIM INJECTION PUMP	1	≧=489916	←	0.25MM	0.004	0.0088
045	16006-52122	SHIM INJECTION PUMP	1	≧=489916		0.30MM	0.006	0.0132
050	01311-10620	BOLT HEX-SOC-HD	2	←=314269			0.012	0.0264
050	01023-50620	BOLT	2	≧=314270	←		0.006	0.0132
050	01311-00620	BOLT HEX-SOC-HD	2	≧=489916	←		0	0
060	15841-91500	STUD	2				0.02	0.044
070	15841-92320	NUT CAP	2	←=314269			0.01	0.022
070	02056-50060	NUT	2	≧=314270	↔		0.002	0.0044
070	15841-92320	NUT CAP	2	≧=489916	←		0.01	0.022
080	04512-50060	WASHER SPRING	4	←=314269			0	0
080	04512-50060	WASHER SPRING	2	≧=314270			0	0
080	04512-50060	WASHER SPRING	4	≧=489916			0	0
090	15852-52850	COVER	1				0.058	0.1276
100	15862-52140	GASKET FUEL PUMP NA	1	←=534271			0	0
100	16264-52140	GASKET FUEL PUMP NA	1	≧=534272	←		0.001	0.0022
110	02056-50060	NUT	2				0.002	0.0044
120	04512-50060	WASHER SPRING	2				0	0

# INJECTION PUMP (COMPONENT PARTS)





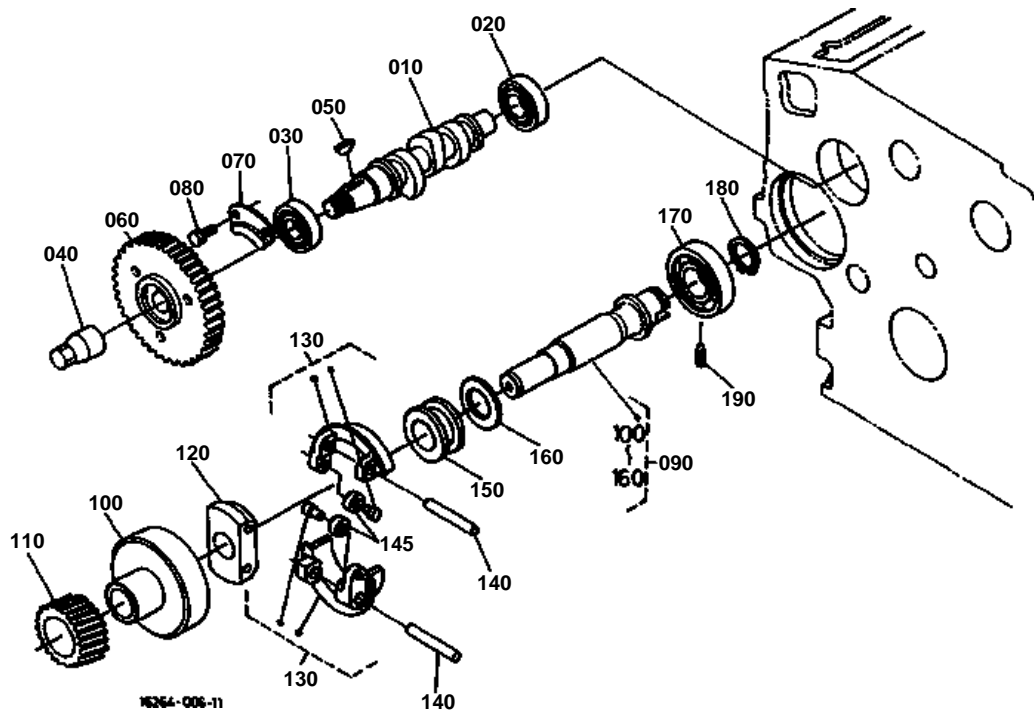
**INJECTION PUMP (COMPONENT PARTS)**  
S.No.;<=489915

↔ Interchangeable; ≠ not interchangeable; ← new for old; → old for new

REF.No	Part No.	Description	Q'ty	S.No.	I/C	REMARKS	Weight (kgf)	Weight (lb)
010	16261-51010	ASSY PUMP INJECTION	1				0.93	2.046
020	16261-51050	PLUNGER PUMP	3				0.03	0.066
030	16261-51030	VALVE DELIVERY	3				0.02	0.044
040	16261-51230	SPRING DELIV.VALVE	3				0.025	0.055
050	15221-51240	GASKET DELIV.VALVE	3				0.001	0.0022
060	16261-51220	HOLDER DELIV.VALVE	3				0.065	0.143
070	16241-96760	O RING	3				0.001	0.0022
080	16241-91430	SCREW	3				0.003	0.0066
090	16241-51070	ASSY TAPPET	3				0.02	0.044
100	16241-51250	PIN TAPPET GUIDE	3				0.002	0.0044
110	16261-51280	SPRING PLUNGER	3				0	0
120	16241-51270	SEAT SPRING UPPER	3				0.005	0.011
130	16241-51290	SEAT SPRING LOWER	3				0.004	0.0088
140	16241-51490	SHIM	3				0.003	0.0066
150	16261-51060	RACK CONTROL	1				0.02	0.044
160	16261-51540	PLATE	1				0.025	0.055
170	16241-93110	SCREW CSK-HD	2				0.003	0.0066
180	16241-51380	SLEEVE CONTROL	3				0.003	0.0066
190	16261-51320	SCREW FOLLOW	1				0.002	0.0044
200	15121-42670	GASKET	2				0.001	0.0022
210	16241-51300	SET PLATE	3				0.005	0.011



INJECTION PUMP CAMSHAFT (2)



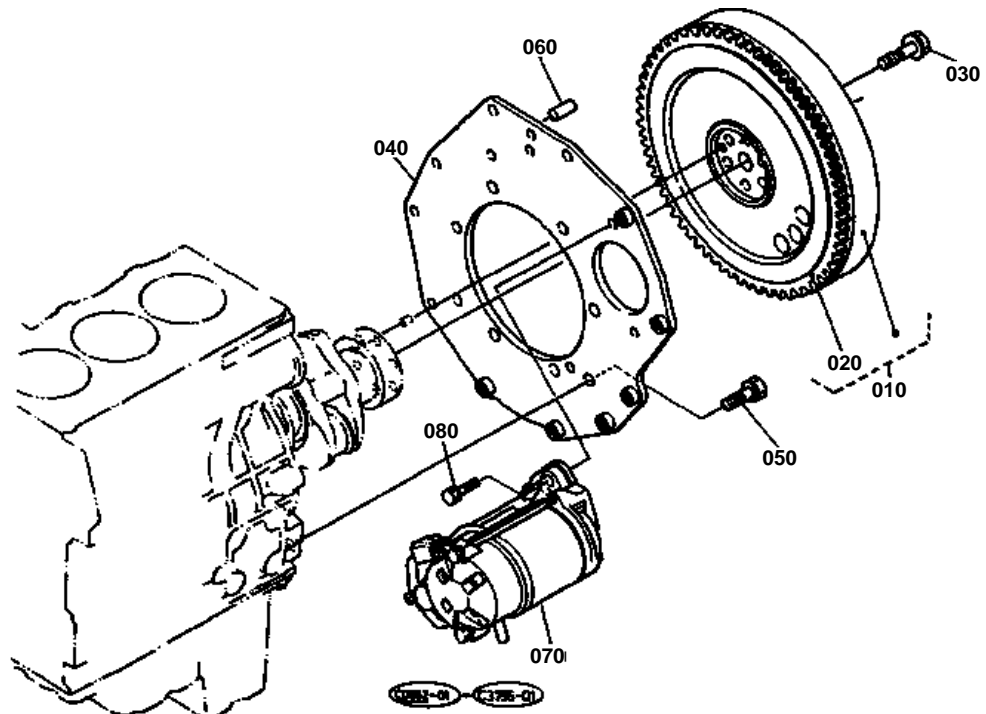


## INJECTION PUMP CAMSHAFT (2)

↔ Interchangeable; ≠ not interchangeable; ← new for old; → old for new

REF.No	Part No.	Description	Q'ty	S.No.	I/C	REMARKS	Weight (kgf)	Weight (lb)
010	16261-16170	CAMSHAFT FUEL	1	≤489915			0.32	0.704
010	16020-16170	CAMSHAFT FUEL	1	≥489916	≠		0.38	0.836
020	08103-06202	BEARING BALL	1				0.05	0.11
030	08103-06204	BEARING BALL	1				0.105	0.231
040	16241-92330	NUT CAP	1				0.035	0.077
050	16241-95230	KEY WOODRUFF	1				0.001	0.0022
060	16272-51150	GEAR INJECTION PUMP	1				0.49	1.078
070	16241-16320	STOPPER FUEL.C/SHAFT	1				0.04	0.088
080	01023-50612	BOLT	2				0.005	0.011
090	16265-55013	ASSY SHAFT GOVERNOR	1				1.22	2.684
100	16241-55390	HOLDER GOVERNOR GEAR	1	≤550292			0.365	0.803
100	16241-55392	HOLDER GOVERNOR GEAR	1	≥550293	←		0.34	0.748
110	16282-55320	GEAR GOVERNOR	1				0.24	0.528
120	16241-55270	HOLDER GOV.WEIGHT	1				0.085	0.187
130	16241-55060	COMP.WEIGHT GOVERNOR	2	≤482630			0	0
130	16241-55062	COMP.WEIGHT GOVERNOR	2	≥482631	←		0.085	0.187
140	16241-55260	SHAFT GOV. WEIGHT	2				0.013	0.0286
145	19484-55440	ROLLER	2				0.005	0.011
150	16241-55450	SLEEVE GOVERNOR	1				0.04	0.088
160	16241-55462	WASHER THRUST	1	≤550292			0.01	0.022
160	16241-55463	WASHER THRUST	1	≥550293	←		0.005	0.011
170	08101-06304	BEARING BALL	1				0.146	0.3212
180	16271-55410	CIR CLIP GOV.SHAFT	1				0.005	0.011
190	16241-55554	SCREW SET	1				0.007	0.0154

# FLYWHEEL STARTER

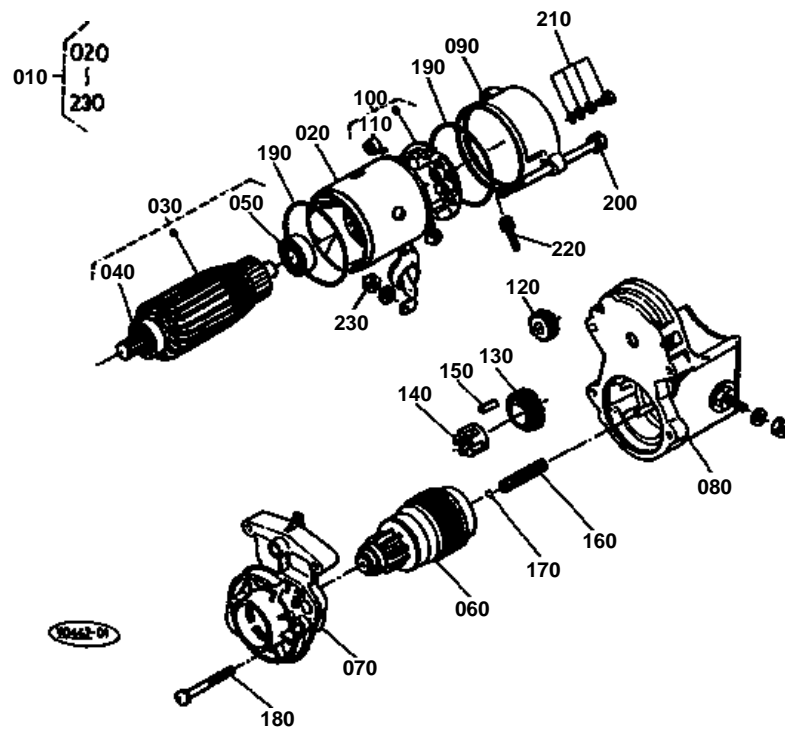


**FLYWHEEL STARTER**

↔ Interchangeable; ≠ not interchangeable; ← new for old; → old for new

REF.No	Part No.	Description	Q'ty	S.No.	I/C	REMARKS	Weight (kgf)	Weight (lb)
010	16264-25010	COMP.FLYWHEEL	1	<=468068			13.2	29.04
010	16264-25015	COMP.FLYWHEEL	1	>=468069	→		12.3	27.06
020	15262-63820	GEAR RING	1				0.65	1.43
030	16241-25160	BOLT FLYWHEEL	6				0.03	0.066
040	16264-04620	PLATE REAR END	1	<=351089			2.8	6.16
040	16264-04623	PLATE REAR END	1	>=351090	≠		2.7	5.94
050	15261-91190	BOLT	8				0.03	0.066
060	05012-00814	PIN STRAIGHT	1				0.006	0.0132
070	19269-63010	ASSY STARTER	1	<=363589			4	8.8
070	19269-63012	ASSY STARTER	1	>=363590	↔		0	0
080	01123-50830	BOLT	2				0.015	0.033

STARTER (COMPONENT PARTS)



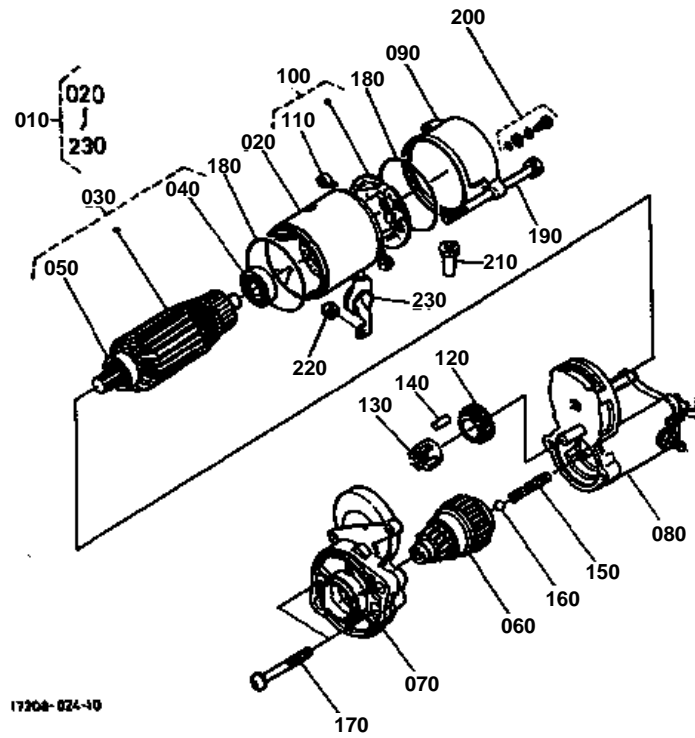


**STARTER (COMPONENT PARTS)**  
S.No.;<=363589

↔ Interchangeable; ≠ not interchangeable; ← new for old; → old for new

REF.No	Part No.	Description	Q'ty	S.No.	I/C	REMARKS	Weight (kgf)	Weight (lb)
010	19269-63010	ASSY STARTER	1				4	8.8
020	19215-63080	ASSY YOKE	1				1.09	2.398
030	15511-63070	ASSY ARMATURE	1				1.05	2.31
040	15511-63500	BEARING BALL	1				0.04	0.088
050	15511-63530	BEARING BALL	1				0.025	0.055
060	19212-63040	CLUTCH	1				0.68	1.496
070	19269-63030	FRAME DRIVE END	1				0.15	0.33
080	19269-63020	ASSY SWITCH MAGNETIC	1				1.2	2.64
090	19269-63200	FRAME END	1				0.12	0.264
100	15511-63380	ASSY HOLDER BRUSH	1				0.09	0.198
110	15401-63390	SPRING BRUSH	4				0.003	0.0066
120	15511-63260	GEAR	1				0.02	0.044
130	15401-63270	GEAR	1				0.043	0.0946
140	19212-63110	RETAINER	1				0.002	0.0044
150	19212-63100	ROLLER	5				0.002	0.0044
160	19212-63120	SPRING	1				0.004	0.0088
170	19212-97130	BALL	1				0.003	0.0066
180	15501-93310	SCREW CR-REC-PAN-HD	2				0.01	0.022
190	15511-96660	O RING	2				0.005	0.011
200	19215-63320	BOLT THROUGH	2				0.03	0.066
210	15511-63760	ASSY BOLT	2				0.005	0.011
220	19215-63290	COVER	1				0	0
230	13963-92010	NUT HEXAGON	1				0.005	0.011

# STARTER (COMPONENT PARTS)



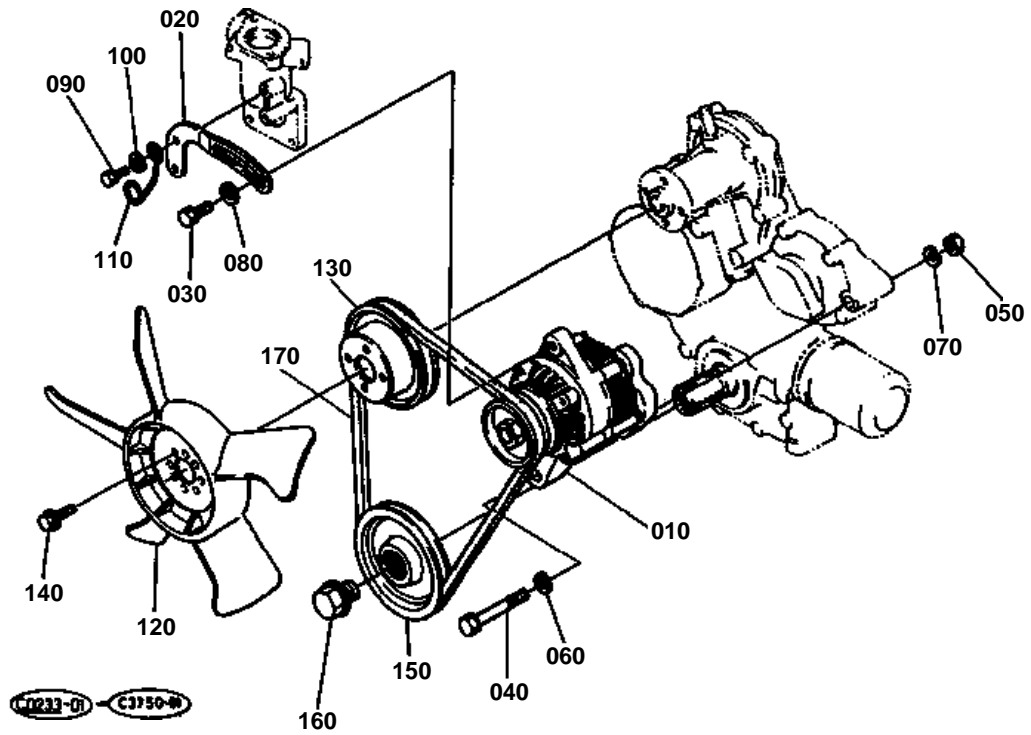


**STARTER (COMPONENT PARTS)**  
S.No.;>=363590

↔ Interchangeable; ≠ not interchangeable; ← new for old; → old for new

REF.No	Part No.	Description	Q'ty	S.No.	I/C	REMARKS	Weight (kgf)	Weight (lb)
010	19269-63012	ASSY STARTER	1				0	0
020	11197-63080	ASSY YOKE	1				0.92	2.024
030	11197-63070	ASSY ARMATURE	1				0.8	1.76
040	11460-63500	BEARING BALL	1				0.03	0.066
050	11460-63530	BEARING BALL	1				0.02	0.044
060	16611-63040	CLUTCH	1				0.08	0.176
070	16611-63030	FRAME DRIVE END	1				0.1	0.22
080	16285-63020	ASSY SWITCH MAGNETIC	1				0.95	2.09
090	17341-63200	FRAME END	1				0.13	0.286
100	11197-63380	ASSY HOLDER BRUSH	1				0.05	0.11
110	15401-63390	SPRING BRUSH	4				0.003	0.0066
120	11460-63270	GEAR	1				0.04	0.088
130	11460-63110	RETAINER	1				0.01	0.022
140	19212-63100	ROLLER	5				0.002	0.0044
150	11460-63120	SPRING	1				0.01	0.022
160	19212-97130	BALL	1				0.003	0.0066
170	11460-93310	BOLT	2				0.01	0.022
180	15511-96660	O RING	2				0.005	0.011
190	11197-63320	BOLT	2				0.02	0.044
200	15511-63760	ASSY BOLT	2				0.005	0.011
210	16285-63570	PIPE DRAIN	1				0.005	0.011
220	13963-92010	NUT HEXAGON	1				0.005	0.011
230	11520-63130	COVER	1	≤370693			0	0
230	11173-63130	COVER	1	≥370694	≠		0.007	0.0154



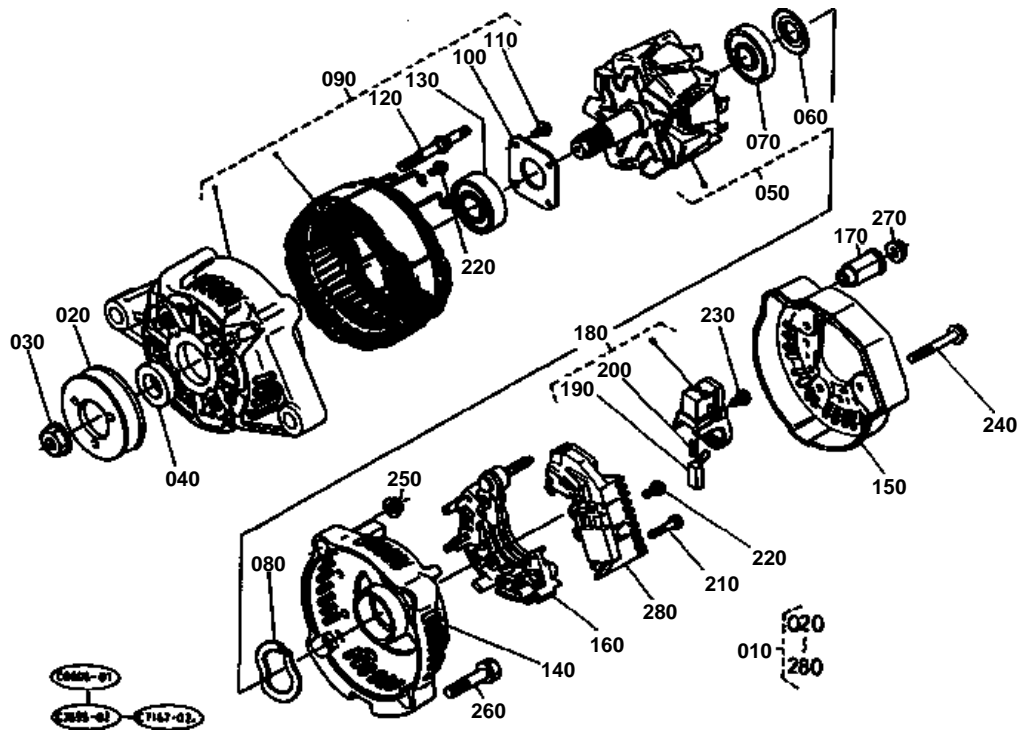


**DYNAMO EXCEPT [KTA]**

↔ Interchangeable; ≠ not interchangeable; ← new for old; → old for new

REF.No	Part No.	Description	Q'ty	S.No.	I/C	REMARKS	Weight (kgf)	Weight (lb)
010	16241-64010	ASSY ALTERNATOR	1				0	0
020	16241-64420	STAY DYNAMO	1				0.095	0.209
030	01123-50825	BOLT	1				0.013	0.0286
040	01173-51085	BOLT	1				0.051	0.1122
050	02176-50100	NUT	1				0.005	0.011
060	04011-50100	WASHER PLAIN	1				0.002	0.0044
070	04512-50100	WASHER SPRING	1				0	0
080	04015-50080	WASHER PLAIN	1				0	0
090	01023-50618	BOLT	1				0.006	0.0132
100	04012-50060	WASHER PLAIN	1				0.001	0.0022
110	16271-83370	CLAMP CORD	1				0.005	0.011
120	16264-74110	FAN	1				0.32	0.704
130	16241-74250	PULLEY FAN	1				0.24	0.528
140	01754-50612	BOLT FLANGE	4				0.005	0.011
150	16261-74280	PULLEY FAN DRIVE	1				1.14	2.508
160	16241-91020	BOLT	1				0.1	0.22
170	16282-97010	V BELT	1				0.08	0.176

DYNAMO (COMPONENT PARTS)

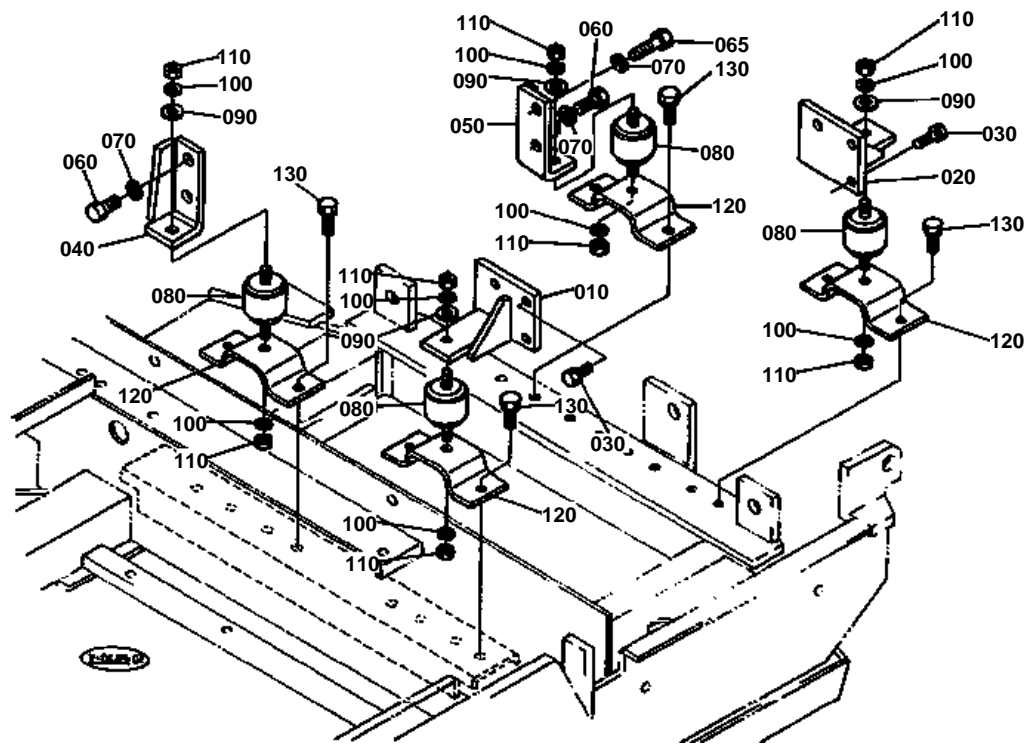


**DYNAMO (COMPONENT PARTS)**

↔ Interchangeable; ≠ not interchangeable; ← new for old; → old for new

REF.No	Part No.	Description	Q'ty	S.No.	I/C	REMARKS	Weight (kgf)	Weight (lb)
010	16241-64010	ASSY ALTERNATOR	1				0	0
020	15881-64110	PULLEY DYNAMO	1				0.16	0.352
030	15881-92010	NUT	1				0.02	0.044
040	15881-64150	COLLAR	1				0.004	0.0088
050	15881-64040	ROTOR	1				0	0
060	15881-64800	COVER BEARING	1				0.001	0.0022
070	15881-64770	BEARING BALL	1				0.04	0.088
080	15881-64810	WASHER THRUST	1				0.002	0.0044
090	15881-64020	FRAME DRIVE END	1				1.2	2.64
100	15881-64710	PLATE RETAINER	1				0.01	0.022
110	15881-93010	SCREW ROUND HEAD	4				0.003	0.0066
120	15881-64260	BOLT THROUGH	2				0.01	0.022
130	15881-64780	BEARING BALL	1				0.05	0.11
140	16241-64060	FRAME END	1				0.2	0.44
150	16241-64230	COVER END	1				0	0
160	16241-64850	ASSY RECTIFIER	1				0.16	0.352
170	16241-64900	BUSH INSULATION	1				0.007	0.0154
180	15881-64310	HOLDER BRUSH	1				0.025	0.055
190	15881-64090	BRUSH	2				0.002	0.0044
200	15881-64330	SPRING BRUSH	2				0.002	0.0044
210	15881-93020	SCREW ROUND HEAD	2				0.005	0.011
220	15881-93030	SCREW ROUND HEAD	6				0.003	0.0066
230	15881-93040	SCREW ROUND HEAD	1				0.003	0.0066
240	15881-91040	BOLT	3				0.005	0.011
250	15881-92020	NUT	2				0.02	0.044
260	15881-91050	BOLT	2				0.01	0.022
270	14182-92030	NUT	1				0.003	0.0066
280	15881-64600	ASSY REGULATOR	1				0.1	0.22

# ENGINE BRACKET



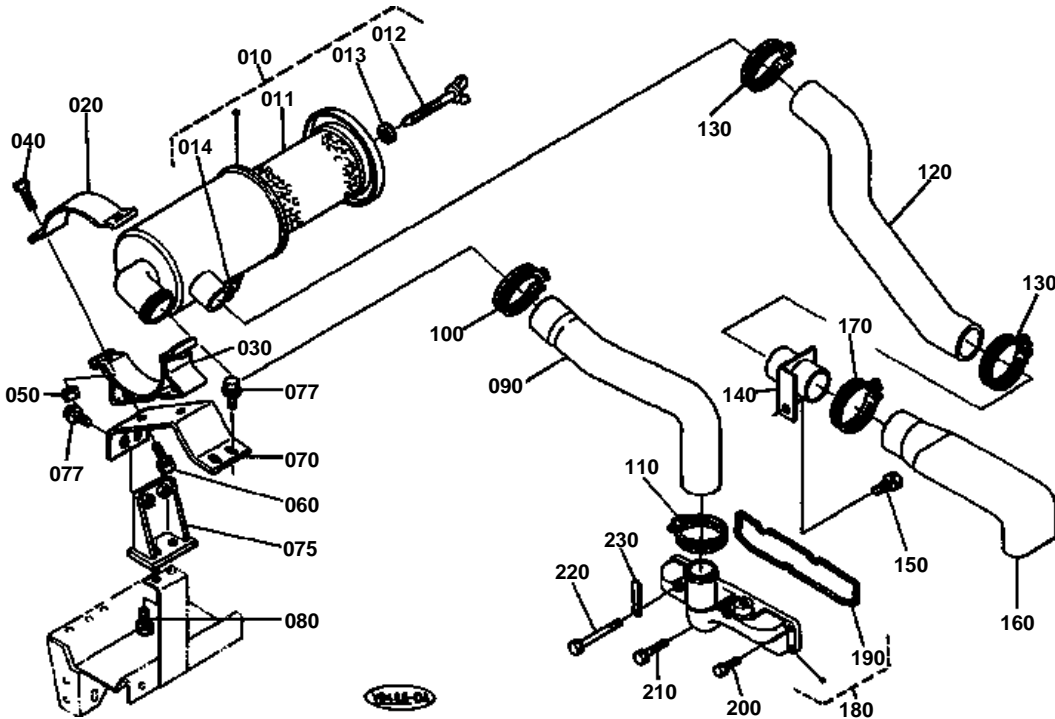


# ENGINE BRACKET

↔ Interchangeable; ≠ not interchangeable; ← new for old; → old for new

REF.No	Part No.	Description	Q'ty	S.No.	I/C	REMARKS	Weight (kgf)	Weight (lb)
010	68311-42110	BRACKET ENGINE	1				0.89	1.958
020	68311-42120	BRACKET ENGINE	1				0.92	2.024
030	01133-61025	BOLT	6				0.02	0.044
040	68311-42130	BRACKET ENGINE	1				0.57	1.254
050	68311-42140	BRACKET ENGINE	1				0.58	1.276
060	01173-61425	BOLT	3				0.05	0.11
065	01173-61435	BOLT	1				0.054	0.1188
070	04512-60140	WASHER SPRING	4				0.008	0.0176
080	68051-42160	CUSHION	4				0.37	0.814
090	04013-60100	WASHER PLAIN	4				0.003	0.0066
100	04512-60100	WASHER SPRING	8				0.002	0.0044
110	02118-60100	NUT	8				0.006	0.0132
120	68191-42180	SUPPORT ENGINE	4				0.42	0.924
130	01133-61025	BOLT	8				0.02	0.044

AIR CLEANER INLET MANIFOLD EXCEPT [KTA]





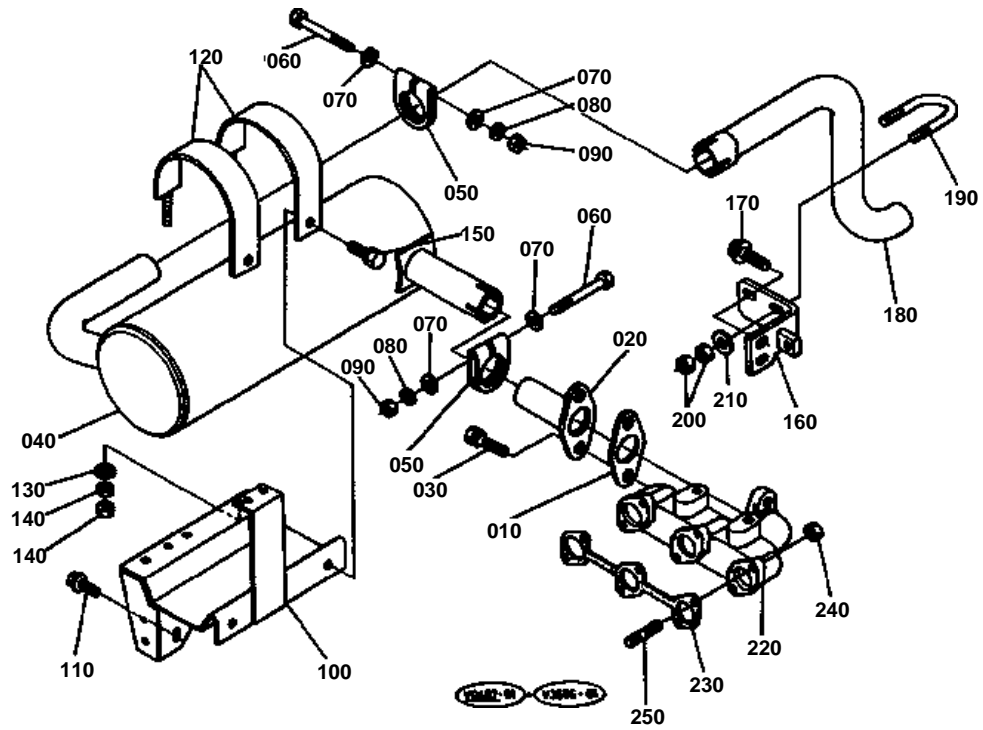
## AIR CLEANER INLET MANIFOLD EXCEPT [KTA]

↔ Interchangeable; ≠ not interchangeable; ← new for old; → old for new

REF.No	Part No.	Description	Q'ty	S.No.	I/C	REMARKS	Weight (kgf)	Weight (lb)
010	68311-42200	ASSY CLEANER AIR	1	≤12033			0	0
010	68311-42202	ASSY CLEANER AIR	1	≥12034	←		1.2	2.64
011	15852-11220	ELEMENT CLEANER	1				0.38	0.836
012	15221-92620	BOLT WING	1				0.04	0.088
013	15221-94430	WASHER WITH RUBBER	1				0.004	0.0088
014	15852-11470	VALVE	1				0.03	0.066
020	68311-42280	BAND AIR CLEANER	1				0.406	0.8932
030	68311-42290	BAND AIR CLEANER	1				0.161	0.3542
040	01153-60835	BOLT	2				0.02	0.044
050	02114-60080	NUT	2				0.002	0.0044
060	01123-60816	BOLT	2				0.01	0.022
070	68191-42230	BRACKET AIR CLEANER	1				0.7	1.54
075	68191-42240	BRACKET AIR CLEANER	1				0.42	0.924
077	01135-61025	BOLT	4				0.04	0.088
080	01133-61020	BOLT	2				0.02	0.044
090	68191-42250	HOSE INLET	1	≤10859			0	0
090	68191-42253	HOSE INLET	1	≥10860	←		0.4	0.88
100	15221-11720	BAND PIPE	1				0.03	0.066
110	15261-11720	BAND PIPE	1				0.03	0.066
120	68191-42260	HOSE INLET	1				0.44	0.968
130	15221-11720	BAND PIPE	2				0.03	0.066
140	68191-42280	JOINT PIPE	1				0.31	0.682
150	01133-61016	BOLT	1				0.018	0.0396
160	68191-42270	HOSE INLET	1				0.33	0.726
170	15221-11720	BAND PIPE	1				0.03	0.066
180	16264-11770	ASSY MANIFOLD INLET	1				0.26	0.572
190	16261-11822	GASKET IN-MANIFOLD	1				0.01	0.022
200	01023-50618	BOLT	3				0.006	0.0132
210	01023-50630	BOLT	1				0.008	0.0176
220	01023-50650	BOLT	2				0	0
230	15272-67590	CLAMP CORD	1				0.004	0.0088



# MUFFLER EXHAUST MANIFOLD

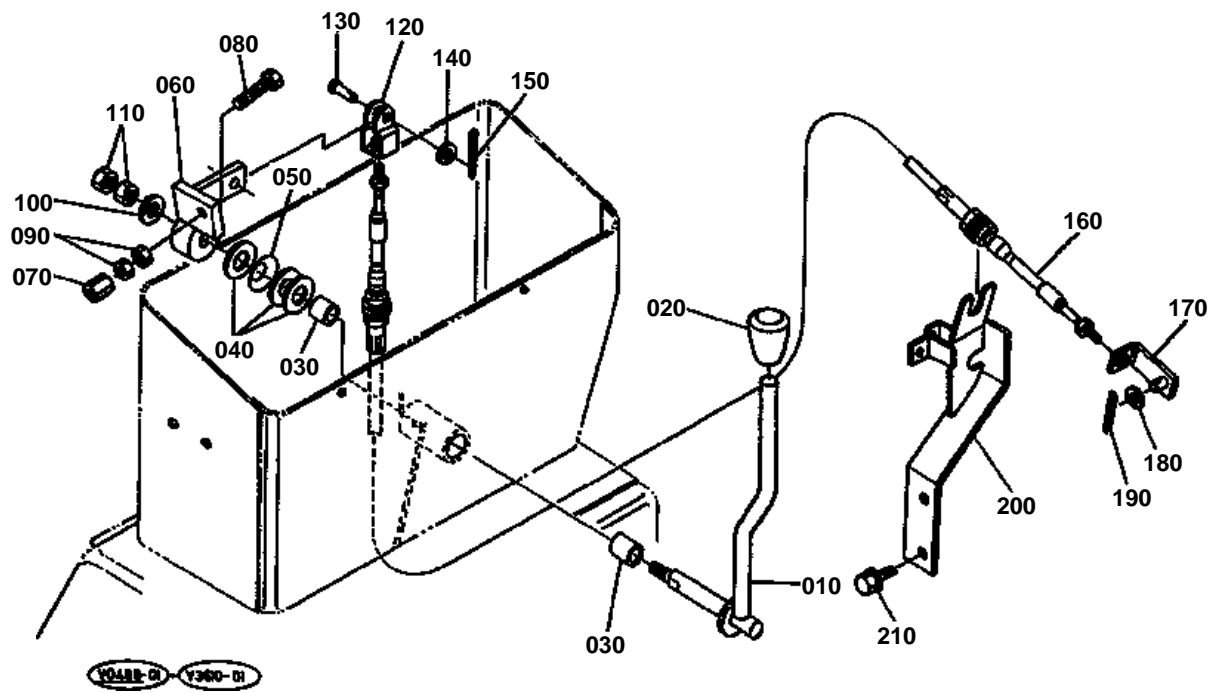


**MUFFLER EXHAUST MANIFOLD**

↔ Interchangeable; ≠ not interchangeable; ← new for old; → old for new

REF.No	Part No.	Description	Q'ty	S.No.	I/C	REMARKS	Weight (kgf)	Weight (lb)
010	15221-12370	GASKET MUFFLER FLANG	1	<=12180			0	0
010	15313-12370	GASKET NA	1	>=12181	←		0.008	0.0176
020	68741-42450	FLANGE MUFFLER	1				0.18	0.396
030	01133-61020	BOLT	2				0.02	0.044
040	68191-42440	MUFFLER	1	<=12410			0	0
040	68191-42442	MUFFLER	1	>=12411	←		3.04	6.688
050	66711-54420	BAND PIPE	2				0.038	0.0836
060	01153-60865	BOLT	2				0.04	0.088
070	04013-60080	WASHER PLAIN	4				0.002	0.0044
080	04512-60080	WASHER SPRING	2				0.002	0.0044
090	02114-60080	NUT	2				0.002	0.0044
100	68191-42413	BRACKET MUFFLER	1				2.6	5.72
110	01135-61025	BOLT	4				0.04	0.088
120	68731-42420	BAND MUFFLER	2				0.26	0.572
130	04013-60100	WASHER PLAIN	2				0.003	0.0066
140	02118-60100	NUT	4				0.006	0.0132
150	01133-61020	BOLT	2				0.02	0.044
160	68198-42420	BRACKET PIPE	1				0.3	0.66
170	01135-61025	BOLT	2				0.04	0.088
180	68191-42430	PIPE MUFFLER	1				0.4	0.88
190	68271-42530	U-BOLT	1				0.07	0.154
200	02114-60100	NUT	4				0.008	0.0176
210	04013-60100	WASHER PLAIN	2				0.003	0.0066
220	16264-12310	MANIFOLD EXHAUST	1				1.7	3.74
230	16261-12360	GASKET EX-MANIFOLD	1	<=534271		ENGINE S.NO.	0	0
230	16261-12350	GASKET EX-MANIFOLD N	1	>=534272	←	ENGINE S.NO.	0.019	0.0418
240	16271-92010	NUT	6				0.005	0.011
250	16241-91490	STUD	6				0.005	0.011

# ACCEL LEVER

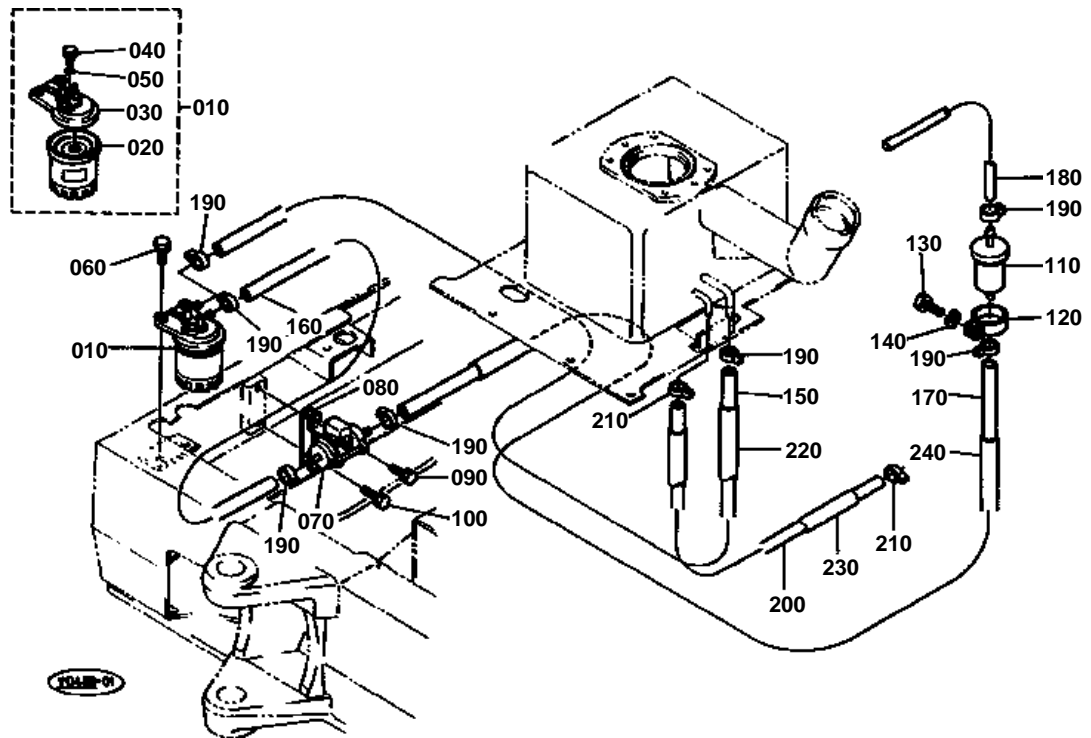


**ACCEL LEVER**

↔ Interchangeable; ≠ not interchangeable; ← new for old; → old for new

REF.No	Part No.	Description	Q'ty	S.No.	I/C	REMARKS	Weight (kgf)	Weight (lb)
010	68198-35140	LEVER ACCEL.	1			KE KDG KUK	0.32	0.704
010	68198-35210	LEVER ACCEL.	1			KTC KCL KTA	0.4	0.88
020	55611-31460	GRIP LEVER	1				0.03	0.066
030	08511-01410	BUSH	2				0.005	0.011
040	04013-60140	WASHER PLAIN	3				0.01	0.022
050	68241-35190	SPRING PLATE	1				0.003	0.0066
060	68541-35120	PLATE ACCEL.	1				0.3	0.66
070	68641-35140	NUT	1				0.01	0.022
080	01155-60845	BOLT	1				0.017	0.0374
090	02112-60080	NUT	2				0.005	0.011
100	04013-60100	WASHER PLAIN	1				0.003	0.0066
110	02118-60100	NUT	2				0.006	0.0132
120	68351-35150	FORKED	1				0.02	0.044
130	05122-50618	PIN JOINT	1				0	0
140	04012-50060	WASHER PLAIN	1				0.001	0.0022
150	05511-51612	PIN SPLIT	1				0.001	0.0022
160	68191-35150	CABLE ACCEL	1				0.31	0.682
170	68311-35170	LEVER	1				0.07	0.154
180	04012-50080	WASHER PLAIN	1				0.001	0.0022
190	05511-50215	PIN SPLIT	1				0.001	0.0022
200	68311-35220	SUPPORT ACCEL	1				0.47	1.034
210	01135-61020	BOLT	2				0.015	0.033

# FUEL PIPING



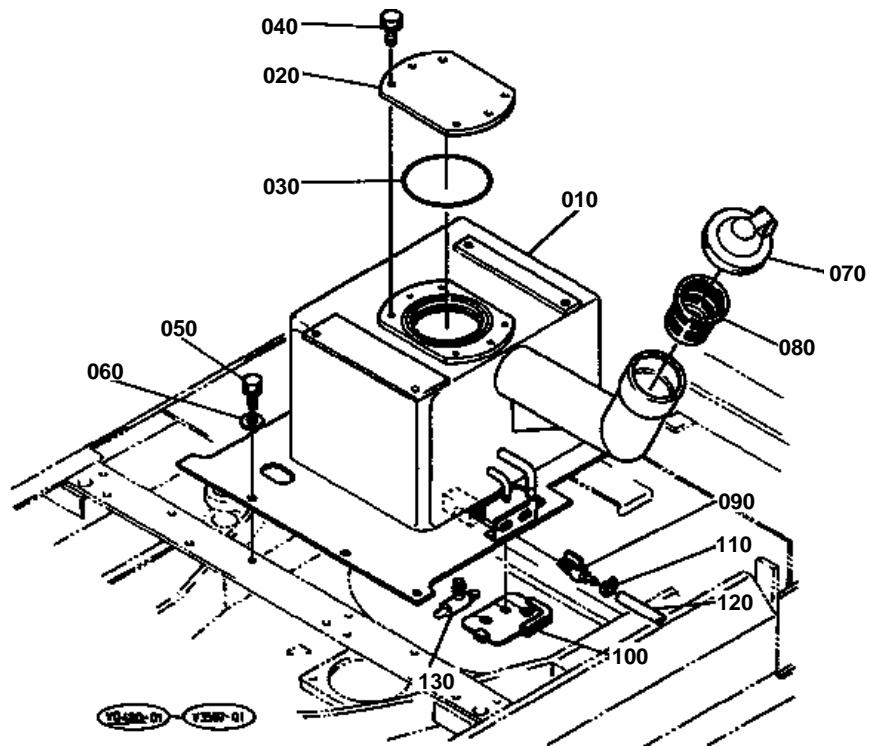


FUEL PIPING

↔ Interchangeable; ≠ not interchangeable; ← new for old; → old for new

REF.No	Part No.	Description	Q'ty	S.No.	I/C	REMARKS	Weight (kgf)	Weight (lb)
010	54711-23412	ASSY FILTER FUEL	1				0.52	1.144
020	15221-43080	ELEMENT FILTER	1				0	0
030	15221-43210	COVER FILTER	1				0.25	0.55
040	19222-43280	PLUG FILTER BREATHER	1				0.01	0.022
050	15108-43290	O RING	1				0.001	0.0022
060	01123-60825	BOLT	2				0.012	0.0264
070	68371-51210	ASSY PUMP FUEL	1				0.5	1.1
080	66591-54560	CUSHION	1				0.014	0.0308
090	01123-60816	BOLT	1				0.01	0.022
100	01202-60616	BOLT	1				0.005	0.011
110	13351-43010	ASSY FILTER FUEL	1				0	0
120	66021-58330	BAND FILTER	1				0.037	0.0814
130	01053-60620	BOLT	1			KE KDG KUK	0.007	0.0154
130	01023-50620	BOLT	1			KTC KCL KTA	0.006	0.0132
140	04512-60060	WASHER SPRING	1			KE KDG KUK	0.001	0.0022
150	09661-81670	TUBE FUEL	1				0.195	0.429
160	09661-80170	TUBE FUEL	1				0.022	0.0484
170	09661-81250	TUBE FUEL	1				0.147	0.3234
180	09661-80380	TUBE FUEL	1	<=11223			0.045	0.099
180	09661-80500	TUBE FUEL	1	>=11224	≠		0.05	0.11
190	14301-42750	CLIP PIPE	8				0.005	0.011
200	09661-40875	TUBE FUEL	1				0.05	0.11
210	10244-42320	CLIP PIPE	2				0.001	0.0022
220	68191-51140	TUBE	1				0.2	0.44
230	68191-51130	TUBE	1				0.1	0.22
240	68191-51150	TUBE	1				0.14	0.308

# FUEL TANK



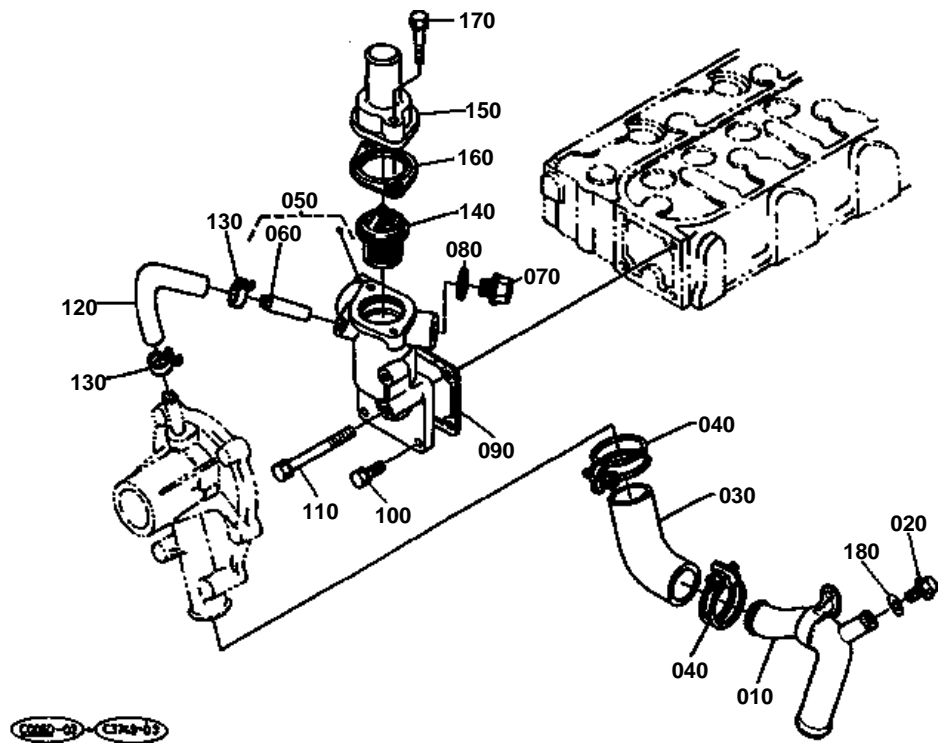
**FUEL TANK**

↔ Interchangeable; ≠ not interchangeable; ← new for old; → old for new

REF.No	Part No.	Description	Q'ty	S.No.	I/C	REMARKS	Weight (kgf)	Weight (lb)
010	68198-51110	TANK FUEL	1			KE KDG KUK	18	39.6
010	68198-51120	TANK FUEL	1			KTC KCL KTA COSTA-RICA ECUADOR	17.3	38.06
020	68198-51240	COVER FUEL TANK	1				0.8	1.76
030	68311-51260	RING	1				0.01	0.022
040	01123-60816	BOLT	6				0.01	0.022
050	01133-61225	BOLT	5				0.037	0.0814
060	04013-60120	WASHER PLAIN	5				0.01	0.022
070	68817-51120	CAP TANK	1	<=12180			0	0
070	RC101-51120	CAP TANK	1	>=12181	←		0.33	0.726
080	14261-41350	FILTER	1				0.02	0.044
090	15000-34390	COCK DRAIN	1				0.078	0.1716
100	68191-51250	GROMMET	1				0.03	0.066
110	14301-42750	CLIP PIPE	1				0.005	0.011
120	09661-80380	TUBE FUEL	1				0.045	0.099
130	31220-35400	ASSY COCK FUEL	1				0.11	0.242



# WATER FLANGE



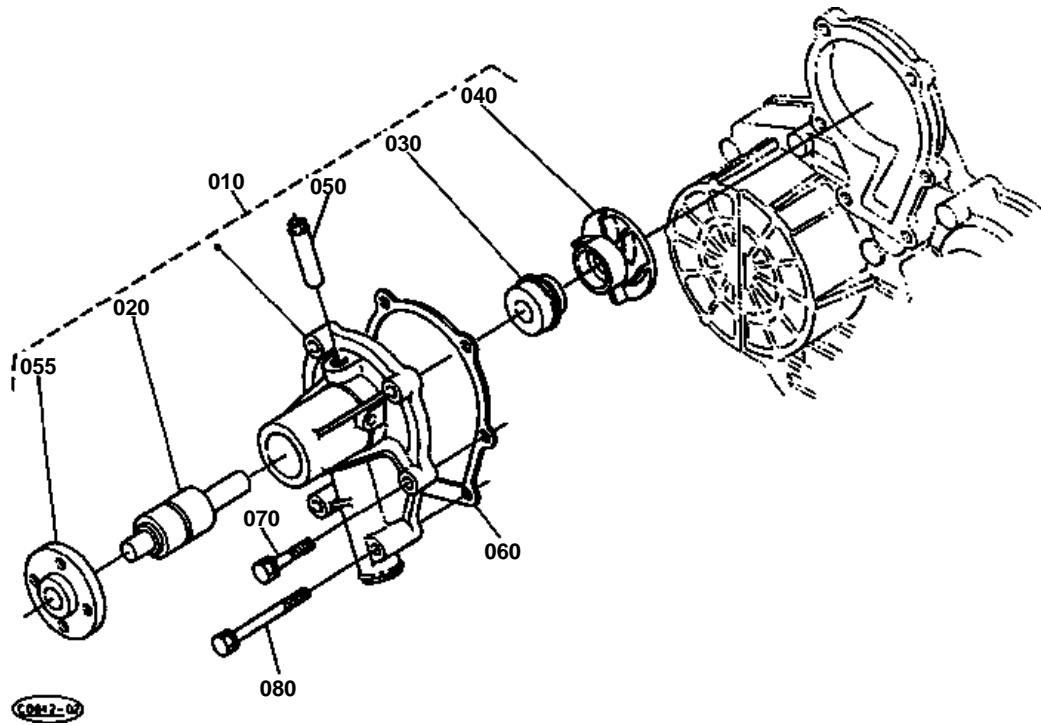


# WATER FLANGE

↔ Interchangeable; ≠ not interchangeable; ← new for old; → old for new

REF.No	Part No.	Description	Q'ty	S.No.	I/C	REMARKS	Weight (kgf)	Weight (lb)
010	16282-72860	PIPE WATER	1	←=351089			0	0
010	16282-72862	PIPE WATER	1	≥=351090	←		0	0
010	16282-72863	PIPE WATER	1	≥=702847	←		0.24	0.528
020	15841-96020	PLUG	1	←=351089			0.028	0.0616
020	06311-55010	PLUG	1	≥=351090	←		0.015	0.033
030	16241-72870	PIPE WATER	1				0.06	0.132
040	36200-82720	CLAMP	2				0.025	0.055
050	16261-72700	COMP.FLANGE WATER	1	←=302306			0.25	0.55
050	16261-72703	COMP.FLANGE WATER	1	≥=302307	≠		0	0
050	16261-72704	COMP.FLANGE WATER	1	≥=363590	≠		0	0
050	16261-72705	COMP.FLANGE WATER	1	≥=377434	←		0.26	0.572
060	16241-73340	PIPE WATER RETURN	1	←=302306			0.006	0.0132
060	16241-73370	PIPE WATER RETURN	1	≥=302307	≠		0.007	0.0154
070	16261-96030	PLUG	1	←=363589			0.2	0.44
070	06311-25030	PLUG	1	≥=363590	↔		0.051	0.1122
080	16261-96710	GASKET	1				0.002	0.0044
090	16241-72920	GASKET WATER FLANGE	1	←=534271			0	0
090	16264-72920	GASKET WATER FLANGE	1	≥=534272	←		0.001	0.0022
100	01023-50616	BOLT	3				0.005	0.011
110	01023-50655	BOLT	1				0.012	0.0264
120	16241-73350	PIPE WATER RETURN	1				0.015	0.033
130	16241-73360	BAND PIPE	2				0.003	0.0066
140	15531-73010	ASSY THERMOSTAT	1				0.063	0.1386
150	16271-73260	COVER THERMOSTAT	1				0.06	0.132
160	15531-73270	GASKET	1	←=308554			0	0
160	15676-73270	GASKET THERMOSTAT	1	≥=308555	↔		0.005	0.011
170	01023-50630	BOLT	2	←=377433			0.008	0.0176
170	01023-50632	BOLT	2	≥=377434	≠		0.01	0.022
180	04724-00100	GASKET	1	≥=351090			0.001	0.0022

# WATER PUMP



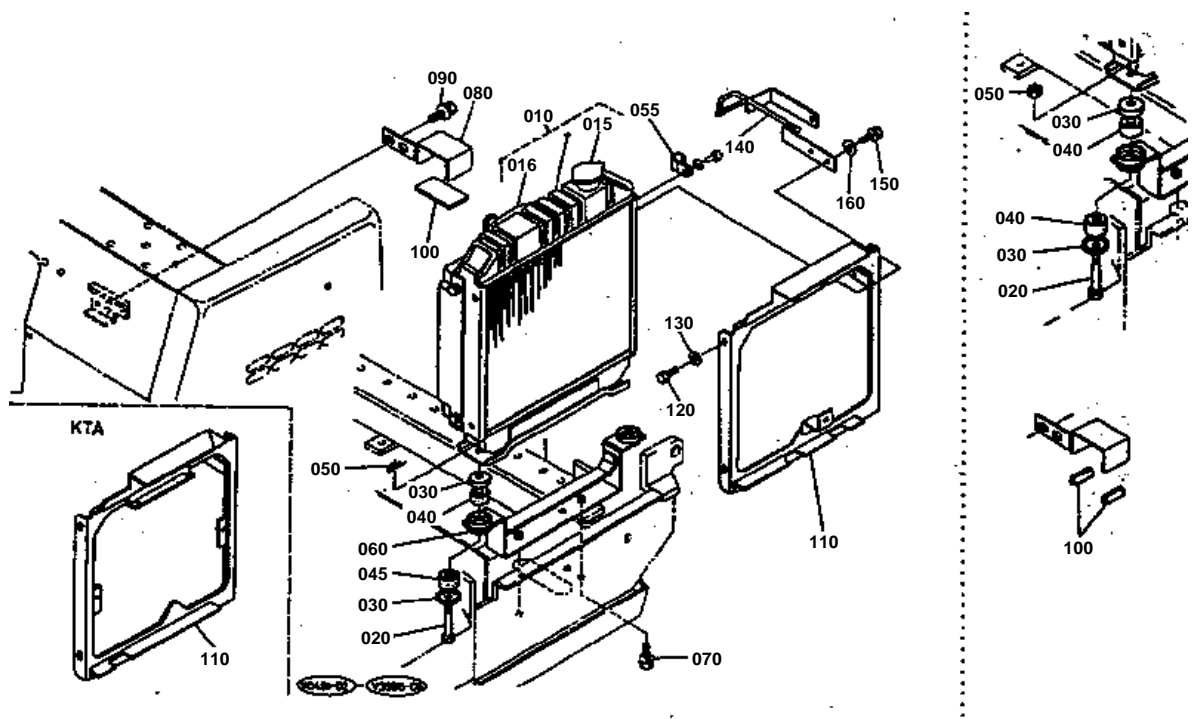


# WATER PUMP

↔ Interchangeable; ≠ not interchangeable; ← new for old; → old for new

REF.No	Part No.	Description	Q'ty	S.No.	I/C	REMARKS	Weight (kgf)	Weight (lb)
010	16241-73030	ASSY PUMP WATER	1				0	0
020	16241-73550	BEARING	1				0.202	0.4444
030	16241-73050	ASSY SEAL MECHANICAL	1				0	0
040	16241-73510	IMPELLER WATER PUMP	1				0.097	0.2134
050	16241-73340	PIPE WATER RETURN	1				0.006	0.0132
055	16241-73520	FLANGE WATER PUMP	1				0.135	0.297
060	16261-73430	GASKET WATER PUMP NA	1				0.001	0.0022
070	01023-50630	BOLT	4				0.008	0.0176
080	01023-50680	BOLT	2				0.017	0.0374

# RADIATOR

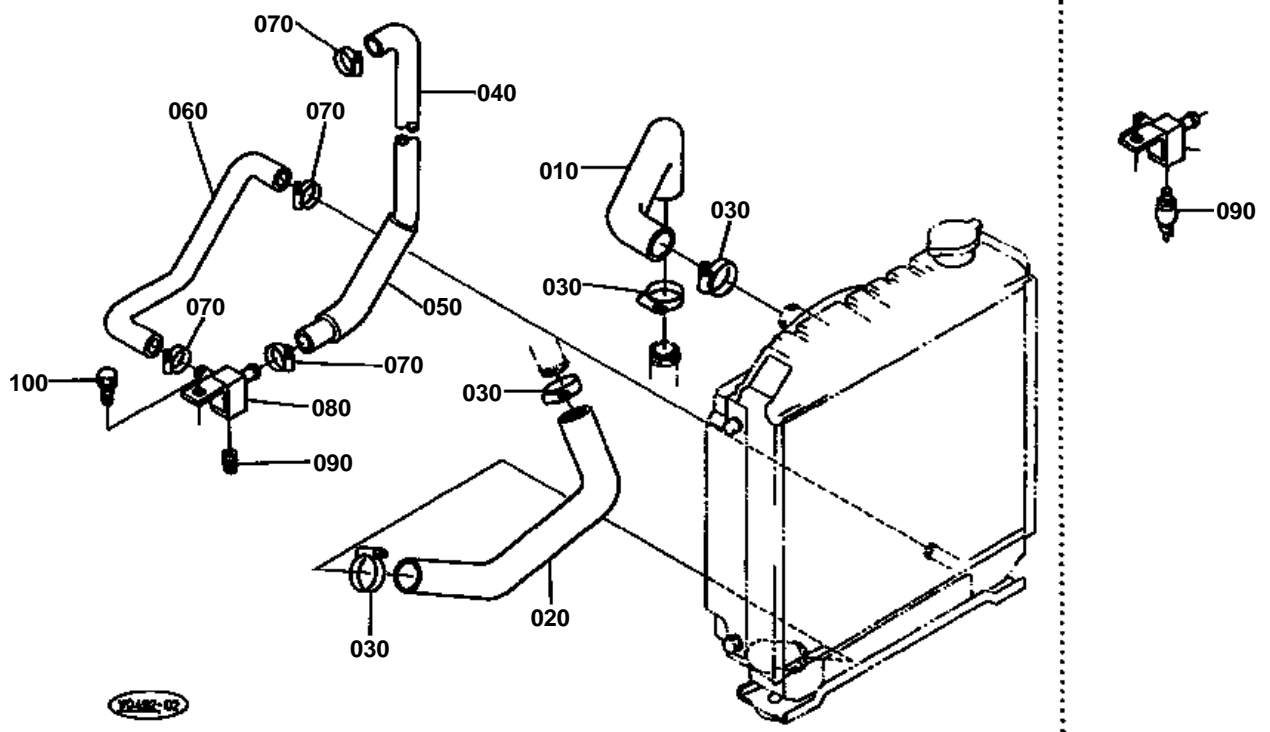


**RADIATOR**

↔ Interchangeable; ≠ not interchangeable; ← new for old; → old for new

REF.No	Part No.	Description	Q'ty	S.No.	I/C	REMARKS	Weight (kgf)	Weight (lb)
010	68311-42300	ASSY RADIATOR	1				6.8	14.96
015	15272-72020	ASSY CAP	1				0.071	0.1562
016	RC101-42520	SHROUD FAN	1				0.6	1.32
020	68131-43420	BOLT	2	<=11589			0.06	0.132
020	15108-72380	BOLT	2	>=11590	≠		0.04	0.088
030	68131-43430	WASHER	4	<=11589			0.02	0.044
030	15111-72020	WASHER	4	>=11590	≠		0	0
040	68131-43410	CUSHION	4	<=11589			0.02	0.044
040	15111-72180	CUSHION	2	>=11590	≠		0.015	0.033
045	15111-72190	CUSHION	2	>=11590			0.016	0.0352
050	02116-60100	NUT	2	<=11589			0.004	0.0088
050	05515-51000	PIN SNAP	2	>=11590	≠		0	0
055	15272-67590	CLAMP CORD	1				0.004	0.0088
060	68191-42310	BRACKET RADIATOR	1	<=11589			0.98	2.156
060	68191-42312	BRACKET RADIATOR	1	>=11590	≠		1	2.2
070	01133-61020	BOLT	2				0.02	0.044
080	68191-42350	SUPPORT RADIATOR	1	<=11844			0.23	0.506
080	68191-42352	SUPPORT RADIATOR	1	>=11845	←		0.36	0.792
090	01135-61020	BOLT	2				0.015	0.033
100	68191-42360	GROMMET	2	<=11844			0.006	0.0132
100	68191-42380	CUSHION	1	>=11845	←		0.04	0.088
110	68191-93710	PLATE	1			EXCEPT KTA	1.8	3.96
110	68198-93710	PLATE	1			KTA	1.7	3.74
120	01202-60616	BOLT	4				0.005	0.011
130	04013-60060	WASHER PLAIN	4				0.001	0.0022
140	68311-42480	COVER FAN	1	<=11707			0	0
140	68311-42484	COVER FAN	1	>=11708	←		0.298	0.6556
150	01202-60612	BOLT	3				0.006	0.0132
160	04013-60060	WASHER PLAIN	3				0.001	0.0022

# WATER PIPE



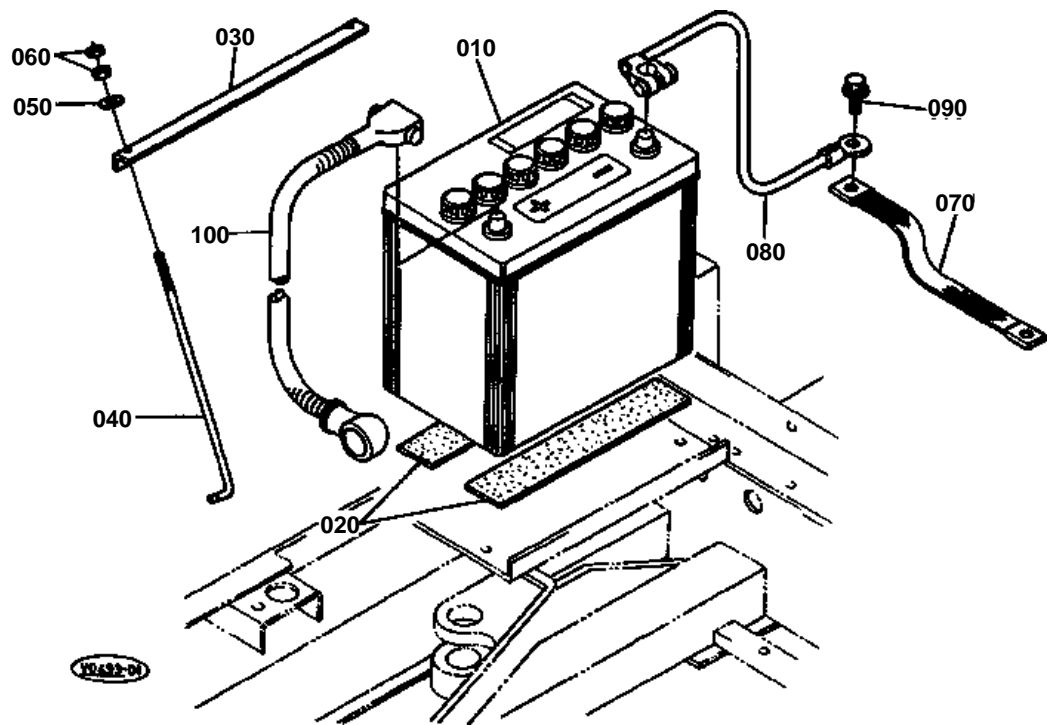
**WATER PIPE**

↔ Interchangeable; ≠ not interchangeable; ← new for old; → old for new

REF.No	Part No.	Description	Q'ty	S.No.	I/C	REMARKS	Weight (kgf)	Weight (lb)
010	68311-42320	HOSE	1				0.12	0.264
020	68311-42330	HOSE	1				0.25	0.55
030	09318-89039	CLAMP HOSE	4	<=11080			0.02	0.044
030	68311-72830	HOSE CLAMP(-)	4	>=11081	≠		0.03	0.066
030	68311-72820	HOSE CLAMP(-)	4	>=11470	≠		0.03	0.066
040	68191-42510	HOSE DRAIN	1				0.05	0.11
050	68191-42540	TUBE	1				0.01	0.022
060	68191-42520	HOSE DRAIN	1				0.068	0.1496
070	09318-89020	CLAMP HOSE	4	<=11080			0.02	0.044
070	68311-72810	HOSE CLAMP(-)	4	>=11081	≠		0.02	0.044
080	68191-42530	JOINT	1				0.2	0.44
090	14301-73110	COCK DRAIN	1	<=11080			0.094	0.2068
090	06312-10030	PLUG	1	>=11081	↔		0.029	0.0638
100	01133-61025	BOLT	1				0.02	0.044



# BATTERY

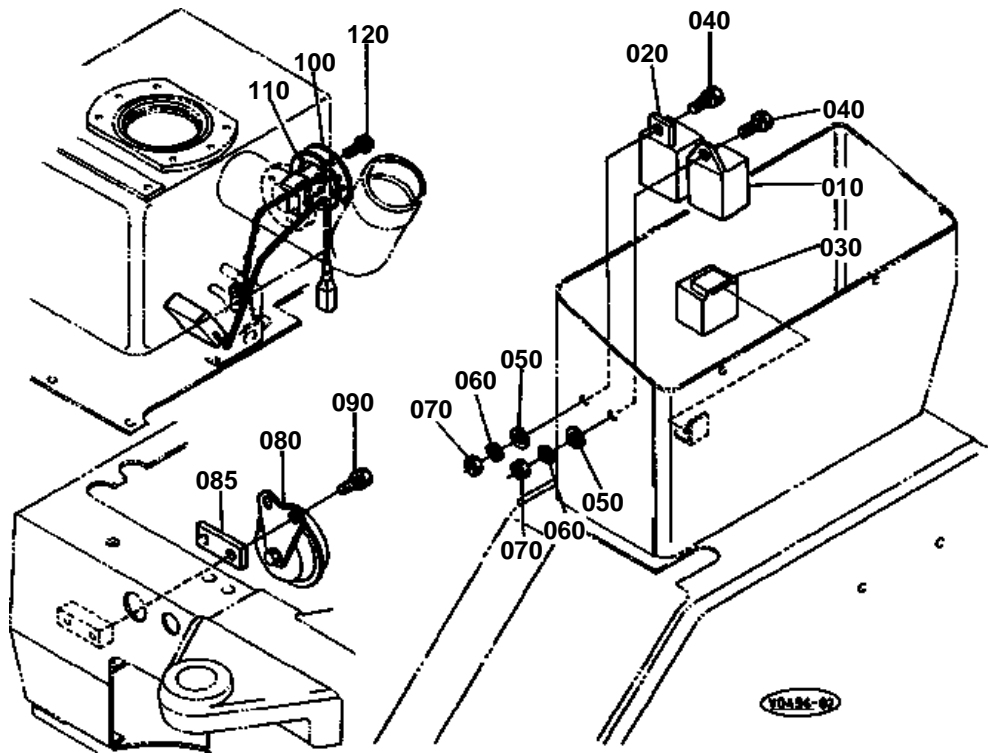


**BATTERY**

↔ Interchangeable; ≠ not interchangeable; ← new for old; → old for new

REF.No	Part No.	Description	Q'ty	S.No.	I/C	REMARKS	Weight (kgf)	Weight (lb)
010	68721-53230	BATTERY	1				0	0
020	68241-53312	CUSHION	2				0.025	0.055
030	68721-53213	RETAINER BATTERY	1				0.2	0.44
040	68721-53260	BOLT BATTERY SET	2				0.05	0.11
050	04013-60060	WASHER PLAIN	2				0.001	0.0022
060	02014-60060	NUT	4				0.002	0.0044
070	68311-53250	CORD BODY EARTH	1				0.04	0.088
080	68191-53260	CORD EARTH	1				0.56	1.232
090	01135-61020	BOLT	2				0.015	0.033
100	68191-53270	CORD BATTERY	1				0.52	1.144

# REGULATOR HORN



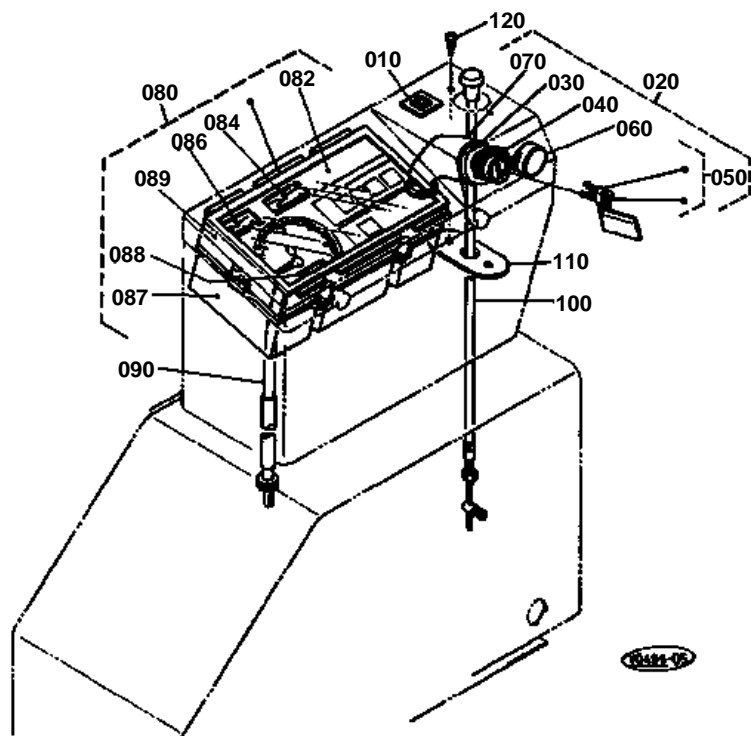


# REGULATOR HORN

↔ Interchangeable; ≠ not interchangeable; ← new for old; → old for new

REF.No	Part No.	Description	Q'ty	S.No.	I/C	REMARKS	Weight (kgf)	Weight (lb)
010	15694-65990	TIMER LIGHT	1				0.03	0.066
020	37410-55540	TIMER	1				0	0
030	36530-55630	RELAY	1				0.06	0.132
040	01053-60616	BOLT	2				0.006	0.0132
050	04013-60060	WASHER PLAIN	2				0.001	0.0022
060	04512-60060	WASHER SPRING	2				0.001	0.0022
070	02014-60060	NUT	2				0.002	0.0044
080	67156-55120	ASSY HORN	1				0.15	0.33
085	68198-41280	SPACER	1	>=11294			0.035	0.077
090	01202-60616	BOLT	2	<=11293			0.005	0.011
090	01202-60622	BOLT	2	>=11294	≠		0.01	0.022
100	68191-53140	FUEL UNIT	1				0.24	0.528
110	36330-75310	GASKET	1				0.005	0.011
120	03024-60512	SCREW WITH WASHER	5				0.002	0.0044

# SWITCH METER

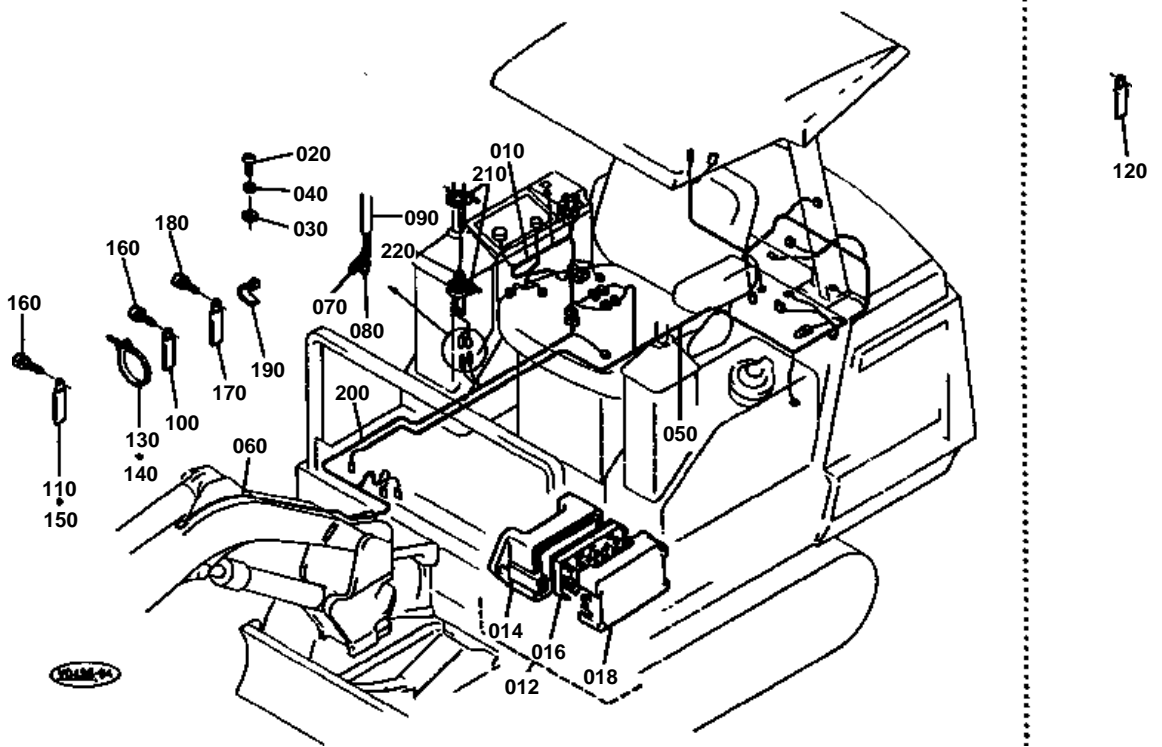




## SWITCH METER

↔ Interchangeable; ≠ not interchangeable; ← new for old; → old for new

REF.No	Part No.	Description	Q'ty	S.No.	I/C	REMARKS	Weight (kgf)	Weight (lb)
010	36919-54222	SWITCH WORK LIGHT	1				0.04	0.088
020	68311-53800	ASSY SWITCH STARTER	1				0	0
030	68051-53210	SWITCH STARTER	1				0	0
040	66706-55150	LABEL STARTER SWITCH	1				0.001	0.0022
050	RC101-53630	ASSY KEY SWITCH	1				0.032	0.0704
060	54611-41120	CAP STARTER SWITCH	1				0.012	0.0264
070	68551-53210	COVER WATERPROOF	1				0	0
080	68191-53152	METER	1				0.66	1.452
082	68391-53160	KIT GLASS	1				0.11	0.242
084	68391-53170	KIT FUEL	1				0.053	0.1166
086	68391-53180	KIT THERMOMETER	1				0.048	0.1056
087	68191-53160	ASSY CASE	1				0.226	0.4972
088	68191-53190	METER HOUR	1				0.2	0.44
089	68391-53140	HOOD	1				0.118	0.2596
090	68191-53220	CABLE METER	1				0.35	0.77
100	68311-53230	CABLE STOP	1				0.15	0.33
110	68311-53120	PLATE	1				0.014	0.0308
120	03614-50410	SCREW TAPPING	2				0.002	0.0044



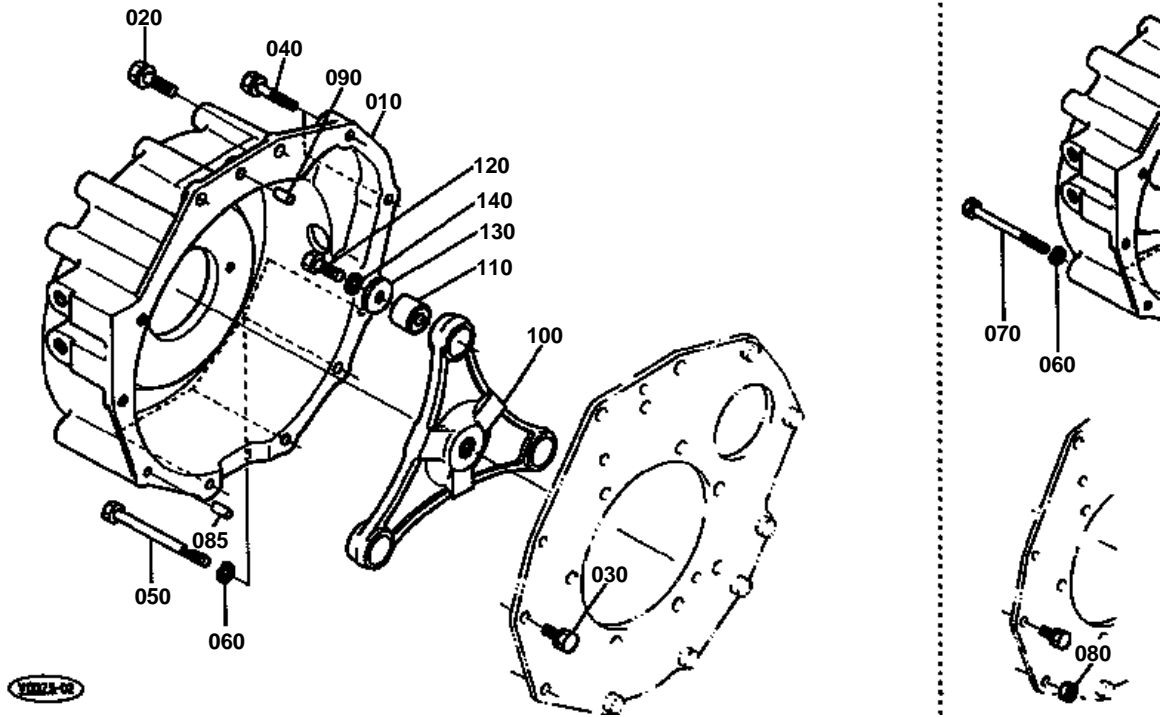
**ELECTRICAL WIRING**

↔ Interchangeable; ≠ not interchangeable; ← new for old; → old for new

REF.No	Part No.	Description	Q'ty	S.No.	I/C	REMARKS	Weight (kgf)	Weight (lb)
010	68191-53310	WIRE HARNESS	1				0.56	1.232
012	68311-53470	BOX FUSE	1				0.028	0.0616
014	68311-53480	HOLDER	1				0.015	0.033
016	36530-55520	BOX FUSE	1				0.015	0.033
018	68311-53490	COVER	1				0.01	0.022
020	03014-60620	SCREW CR-REC-PAN-HD	2				0.005	0.011
030	04013-60060	WASHER PLAIN	2				0.001	0.0022
040	04512-60060	WASHER SPRING	2				0.001	0.0022
050	68191-53320	WIRE HARNESS	1				0.515	1.133
060	68191-53350	WIRE HARNESS	1				0.02	0.044
070	68271-65900	ASSY TERMINAL	1				0.001	0.0022
080	68741-53400	ASSY TERMINAL	1				0.002	0.0044
090	68311-53390	TUBE	1	<=11180			0.001	0.0022
090	68311-53370	TUBE	1	>=11181	←		0.005	0.011
100	35340-29380	CLAMP CORD	1				0.01	0.022
110	34150-29390	CLAMP CORD	1				0.004	0.0088
120	90038-11180	CLAMP	3	<=11238			0.02	0.044
130	55311-41260	BAND CORD	8				0.007	0.0154
140	68331-52480	CLAMP CORD	2	<=11080			0.003	0.0066
140	55311-41260	BAND CORD	2	>=11081	↔		0.007	0.0154
150	68011-51160	CLAMP CORD	5			KE KDG KUK	0.008	0.0176
150	68011-51160	CLAMP CORD	7			KTC KCL KTA	0.008	0.0176
160	01133-61016	BOLT	8	<=11238			0.018	0.0396
160	01133-61016	BOLT	5	>=11239			0.018	0.0396
170	90038-11170	CLAMP	1				0.025	0.055
180	01133-61016	BOLT	1				0.018	0.0396
190	36200-77610	ASSY CLAMP CORD	3				0.002	0.0044
200	68191-53330	WIRE HARNESS	1				0.11	0.242
210	55311-41260	BAND CORD	2				0.007	0.0154
220	68311-53380	TUBE	1				0.01	0.022



# PUMP HOUSING



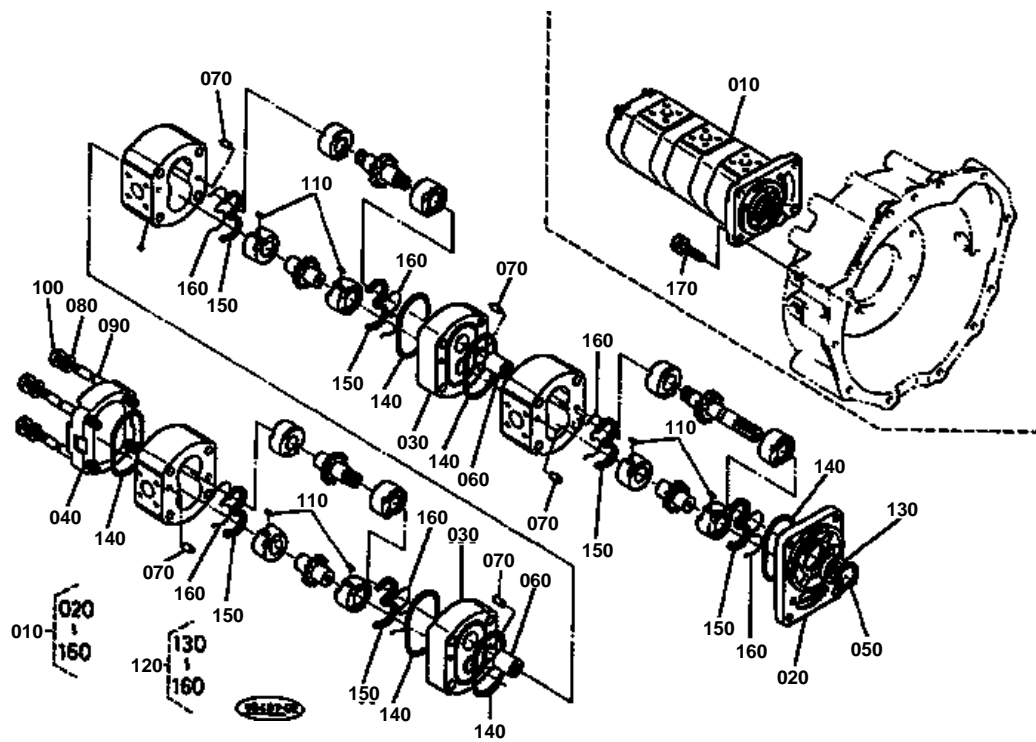


PUMP HOUSING

↔ Interchangeable; ≠ not interchangeable; ← new for old; → old for new

REF.No	Part No.	Description	Q'ty	S.No.	I/C	REMARKS	Weight (kgf)	Weight (lb)
010	68191-42610	HOUSING PUMP	1	≤11293			11.5	25.3
010	68191-42615	HOUSING PUMP	1	≥11294	≠		10.7	23.54
020	01133-61030	BOLT	2				0.023	0.0506
030	01123-60820	BOLT	2				0.015	0.033
040	01123-60840	BOLT	2				0.015	0.033
050	01153-60803	BOLT	4				0.005	0.011
060	04512-60080	WASHER SPRING	5	≤11293			0.002	0.0044
060	04512-60080	WASHER SPRING	4	≥11294			0.002	0.0044
070	68841-42630	BOLT	1	≤11293			0.05	0.11
080	02114-60080	NUT	1	≤11293			0.002	0.0044
085	05012-00814	PIN STRAIGHT	1	≥11294			0.006	0.0132
090	05012-00814	PIN STRAIGHT	1				0.006	0.0132
100	68311-42620	FLANGE COUPLING	1				0	0
110	70722-32150	COUPLING RUBBER	3				0.031	0.0682
120	68841-42660	BOLT	3	≤11126			0.03	0.066
120	68311-42660	BOLT	3	≥11127	←		0.017	0.0374
130	68311-42650	WASHER	3	≤11126			0.02	0.044
130	68493-42710	WASHER	3	≥11127	←		0.02	0.044
140	04512-60100	WASHER SPRING	3				0.002	0.0044

# GEAR PUMP & COMPONENT PARTS



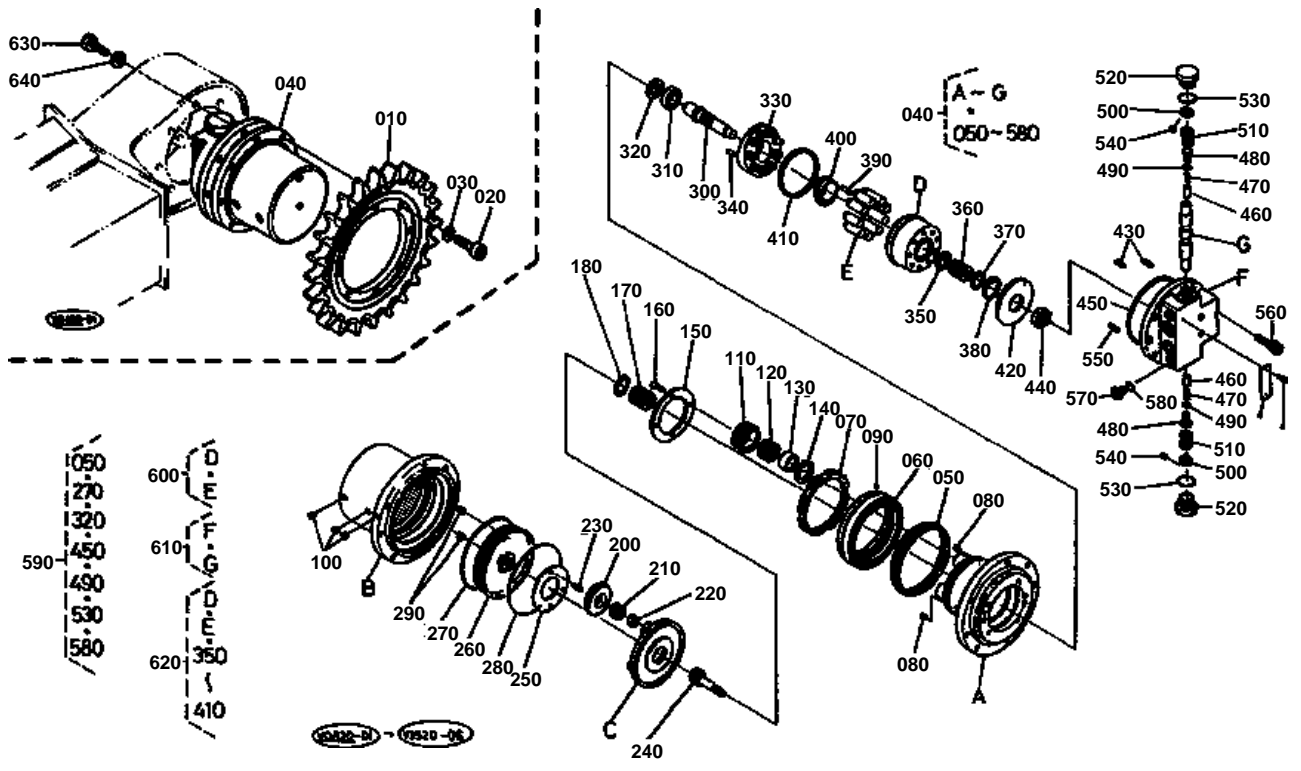


## GEAR PUMP & COMPONENT PARTS

↔ Interchangeable; ≠ not interchangeable; ← new for old; → old for new

REF.No	Part No.	Description	Q'ty	S.No.	I/C	REMARKS	Weight (kgf)	Weight (lb)
010	68191-61112	ASSY PUMP GEAR	1				5.7	12.54
020	68741-72210	FLANGE	1				0.457	1.0054
030	68391-73090	FLANGE	2				0.6	1.32
040	68741-72230	COVER	1				0.39	0.858
050	68051-91850	RING SNAP	2				0.001	0.0022
060	68391-73070	COUPLING	2				0.03	0.066
070	68271-91240	PIN	10				0.004	0.0088
080	68741-72250	WASHER	4				0.002	0.0044
090	68191-73060	BOLT	4				0.15	0.33
100	68051-92090	NUT	4				0.01	0.022
110	68051-91890	KEY	6				0.001	0.0022
120	68391-73370	KIT SEAL	1				0.025	0.055
130	36330-82320	SEAL OIL	1				0.01	0.022
140	68051-91910	O RING	6				0.001	0.0022
150	35430-12870	ELEMENT SEAL	6				0.003	0.0066
160	68051-91880	ELEMENT BACK UP	6				0.001	0.0022
170	01123-60825	BOLT	4				0.012	0.0264

DRIVE MOTOR & COMPONENT PARTS





DRIVE MOTOR & COMPONENT PARTS

↔ Interchangeable; ≠ not interchangeable; ← new for old; → old for new

REF.No	Part No.	Description	Q'ty	S.No.	I/C	REMARKS	Weight (kgf)	Weight (lb)
010	68198-14430	SPROCKET DRIVE	2				5	11
020	68191-11170	BOLT HEX-SOC-HD	16				0.03	0.066
030	04512-60100	WASHER SPRING	16				0.002	0.0044
040	68198-61290	ASSY MOTOR WHEEL	2				18.2	40.04
050	68191-13320	SEAL	2				0.45	0.99
060	68191-13330	BEARING	2				0.75	1.65
070	68191-13340	NUT RING	2				0.13	0.286
080	68311-13350	PLUG	4				0.01	0.022
090	07715-03205	BALL	192				0.001	0.0022
100	68311-13380	PLUG	6				0.003	0.0066
110	68191-13390	GEAR	8				0.09	0.198
120	68191-13410	BEARING ROLLER	8				0.01	0.022
130	68191-13420	COLLAR	8				0.03	0.066
140	68191-13430	WASHER	8				0.01	0.022
150	68191-13440	PLATE	2				0.1	0.22
160	68191-13450	SCREW CSK-HD	8				0.005	0.011
170	68191-13460	GEAR	2				0.08	0.176
180	04612-00300	CIR CLIP EXTERNAL	2				0.003	0.0066
190	99999-99999	BLANK	0				0	0
200	68191-13490	GEAR	6				0.1	0.22
210	68191-13510	BEARING ROLLER	6				0.008	0.0176
220	68191-13520	BEARING INNER	6				0.005	0.011
230	05411-00512	PIN SPRING	6				0.001	0.0022
240	68191-13540	GEAR DRIVE	2				0.09	0.198
250	68191-13550	PLATE	2				0.15	0.33
250	68191-13560	PLATE	2				0.12	0.264
250	68191-13570	PLATE	2				0.1	0.22
260	68191-13580	COVER	2				0.84	1.848
270	04811-51150	O RING	2				0.004	0.0088
280	68191-13610	WIRE	2				0.01	0.022
290	68311-13620	PLUG	4				0.02	0.044
300	68191-70610	SHAFT	2				0.19	0.418
310	68311-70620	BEARING BALL	2				0.09	0.198
320	68191-70630	SEAL OIL	2				0.01	0.022
330	68191-70640	SWASHPLATE	2				0.25	0.55
340	68311-70650	PIN	2				0.004	0.0088
350	68191-70690	HOLDER SPRING	2				0.007	0.0154
360	68191-70680	SPRING	2				0.012	0.0264
370	68191-70670	WASHER	2				0.003	0.0066
380	68191-70830	CIR-CLIP	2				0.001	0.0022
390	68191-70710	PIN	6				0.001	0.0022
400	68191-70720	HOLDER RETAINER	2				0.017	0.0374
410	68191-70730	PLATE RETAINER	2				0.05	0.11
420	68191-70750	PLATE VALVE	2				0.1	0.22
430	68493-71450	PIN STRAIGHT	4				0.003	0.0066
440	68191-70760	BEARING BALL	2				0.024	0.0528
450	04811-51000	O RING	2				0.003	0.0066
460	68311-72220	VALVE CHECK	4				0.003	0.0066
470	68311-72230	SPRING	4				0.001	0.0022
480	68311-72240	PLUG	4				0.008	0.0176
490	68311-72250	O RING	4				0.001	0.0022
500	68768-73280	SEAT SPRING	4				0.005	0.011
510	68768-73270	SPRING	4				0.01	0.022
520	68191-72280	CAP	4				0.15	0.33
530	04810-00240	O RING	4				0	0
540	68311-72410	ORIFICE	4				0.005	0.011
550	68499-72560	PIN	2				0.001	0.0022
560	68311-72330	BOLT HEX-SOC-HD	12				0.013	0.0286
570	68651-72380	PLUG	4				0.018	0.0396

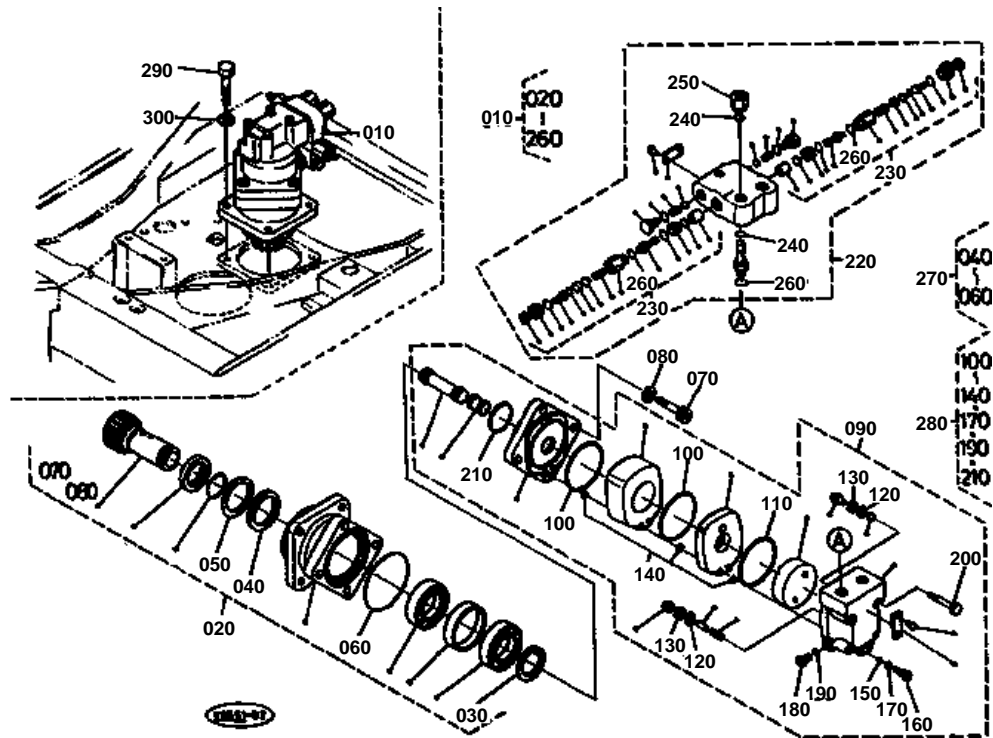


## DRIVE MOTOR & COMPONENT PARTS

↔ Interchangeable; ≠ not interchangeable; ← new for old; → old for new

REF.No	Part No.	Description	Q'ty	S.No.	I/C	REMARKS	Weight (kgf)	Weight (lb)
580	04810-00110	O RING	4				0	0
590	68191-72900	KIT SEAL	2				0.47	1.034
600	68191-70600	ASSY PISTON	2				0.638	1.4036
610	68191-72500	ASSY PLATE BASE	2				3.3	7.26
620	68191-70700	ASSY CYLINDER PISTON	2				0.75	1.65
630	01156-61022	BOLT	18				0.018	0.0396
640	04512-60100	WASHER SPRING	18				0.002	0.0044

# SWIVEL MOTOR & COMPONENT PARTS





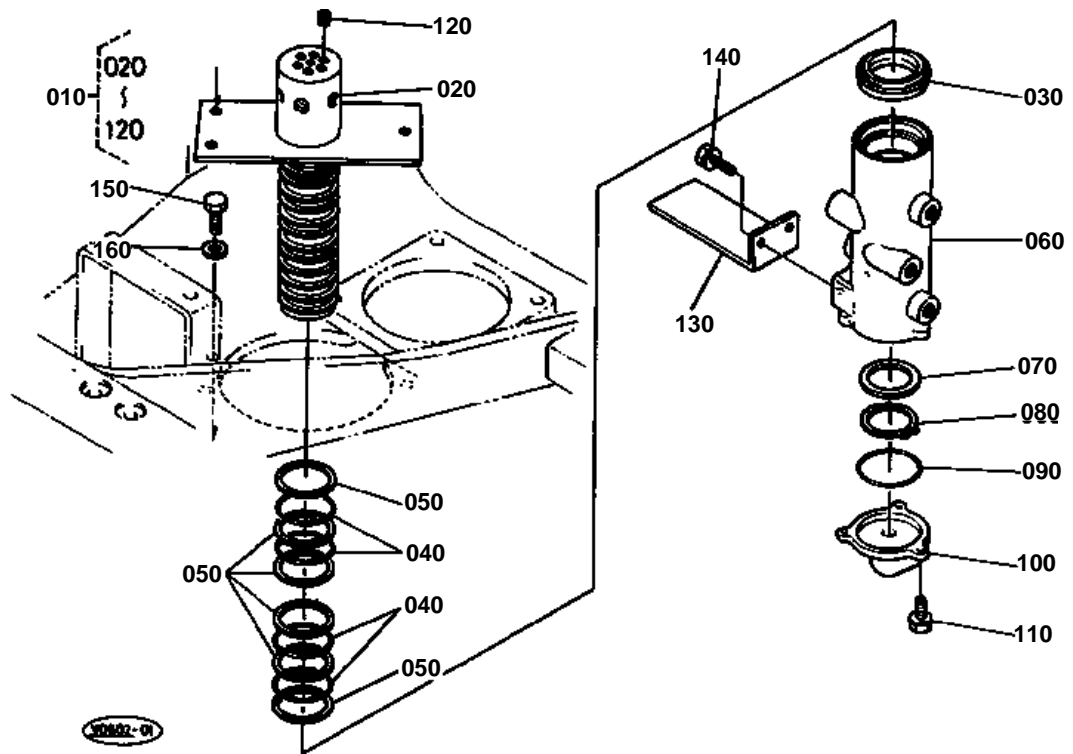


## SWIVEL MOTOR & COMPONENT PARTS

↔ Interchangeable; ≠ not interchangeable; ← new for old; → old for new

REF.No	Part No.	Description	Q'ty	S.No.	I/C	REMARKS	Weight (kgf)	Weight (lb)
010	68191-61282	MOTOR SWING	1	<=11930			0	0
010	68191-61283	MOTOR SWING	1	>=11931	←		19	41.8
020	68191-69100	ASSY GEAR	1				7.15	15.73
030	68311-69170	SEAL RETAINER	1				0.003	0.0066
040	68311-69150	SEAL X RING	1				0.01	0.022
050	68311-69160	SEAL BACK UP	1				0.005	0.011
060	68311-69190	O RING	1				0.006	0.0132
070	68311-69210	BOLT HEX-SOC-HD	4				0.045	0.099
080	68311-69220	WASHER	4				0.006	0.0132
090	68191-69300	ASSY MOTOR	1				16.5	36.3
100	68311-69240	O RING	2				0.003	0.0066
110	68311-69260	O RING	1				0.005	0.011
120	68311-69310	SEAL	1				0.005	0.011
130	68311-69330	SEAL	1				0.01	0.022
140	68311-69370	O RING	3				0.002	0.0044
150	68311-69380	BALL	2				0.002	0.0044
160	68311-69390	PLUG	2				0.01	0.022
170	68311-69410	O RING	2				0.003	0.0066
180	68311-69430	PLUG	1				0.01	0.022
190	68311-69440	O RING	1				0.002	0.0044
200	68191-69450	BOLT	4				0.075	0.165
210	68191-69470	O RING	1				0.005	0.011
220	68191-69850	ASSY VALVE BRAKE	1				3.22	7.084
230	68191-69860	ASSY VALVE RELIEF	2				0.16	0.352
240	68311-69870	O RING	4				0.05	0.11
250	68311-69880	ADAPTER	2				0.1	0.22
260	68311-69890	O RING	4				0.003	0.0066
270	68311-69480	KIT SEAL PINION	1			OPTION	0	0
280	68191-69490	KIT SEAL MOTOR	1			OPTION	0.01	0.022
290	01176-61435	BOLT	4				0.06	0.132
300	04512-60140	WASHER SPRING	4				0.008	0.0176

# ROTARY JOINT

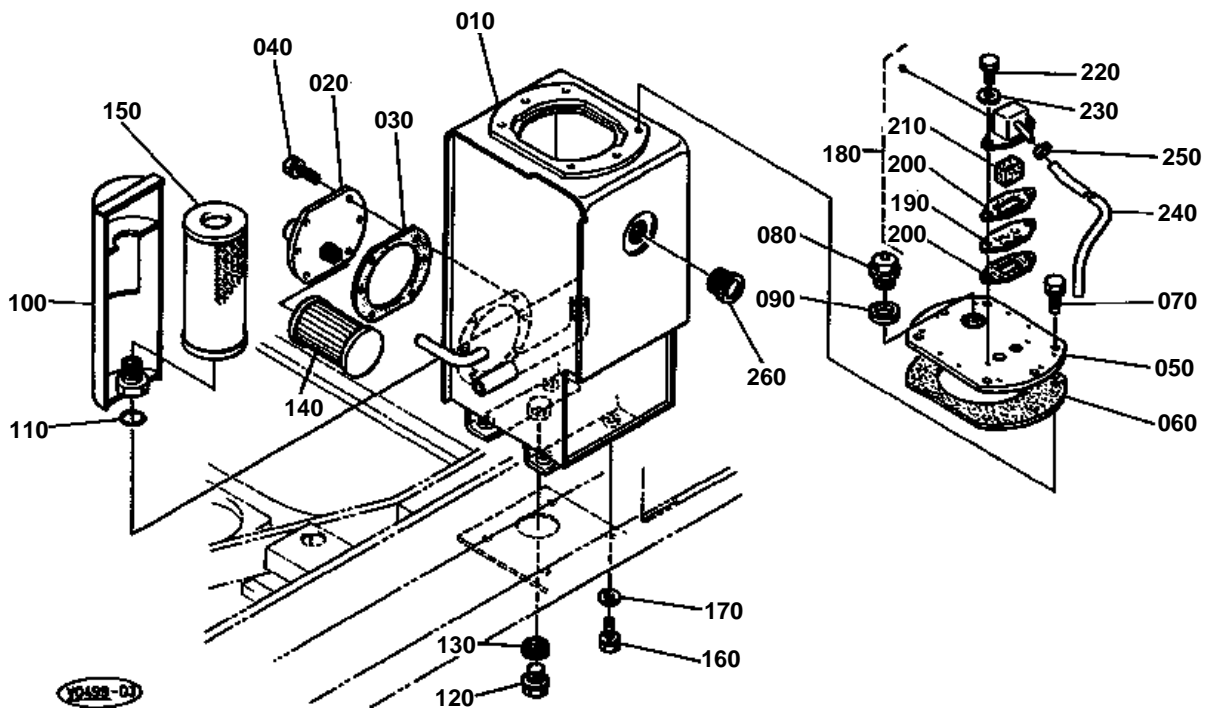


**ROTARY JOINT**

↔ Interchangeable; ≠ not interchangeable; ← new for old; → old for new

REF.No	Part No.	Description	Q'ty	S.No.	I/C	REMARKS	Weight (kgf)	Weight (lb)
010	68191-62300	ASSY JOINT SWIVEL	1	<=11223			0	0
010	68191-62302	ASSY JOINT SWIVEL	1	>=11224	≠		5.96	13.112
020	68191-62320	SHAFT SWIVEL JOINT	1				2.6	5.72
030	68191-62410	GASKET U	1				0.01	0.022
040	04810-00400	O RING	7				0	0
050	68051-62370	RING BACK UP	12				0.001	0.0022
060	68191-62310	BODY SWIVEL JOINT	1	<=11223			2.46	5.412
060	68191-62312	BODY SWIVEL JOINT	1	>=11224	≠		2.42	5.324
070	68721-62350	COLLAR	1				0.035	0.077
080	04612-00350	CIR CLIP EXTERNAL	1				0.01	0.022
090	04811-10550	O RING	1	<=11223			0.001	0.0022
090	04811-10560	O RING	1	>=11224	≠		0.002	0.0044
100	68721-62330	COVER	1				0.25	0.55
110	01123-60820	BOLT	3				0.015	0.033
120	68311-13380	PLUG	6				0.003	0.0066
130	68191-62350	STOPPER	1				0.32	0.704
140	01123-60820	BOLT	2				0.015	0.033
150	01133-61030	BOLT	3				0.023	0.0506
160	04015-60100	WASHER PLAIN	3				0.015	0.033

# OIL TANK

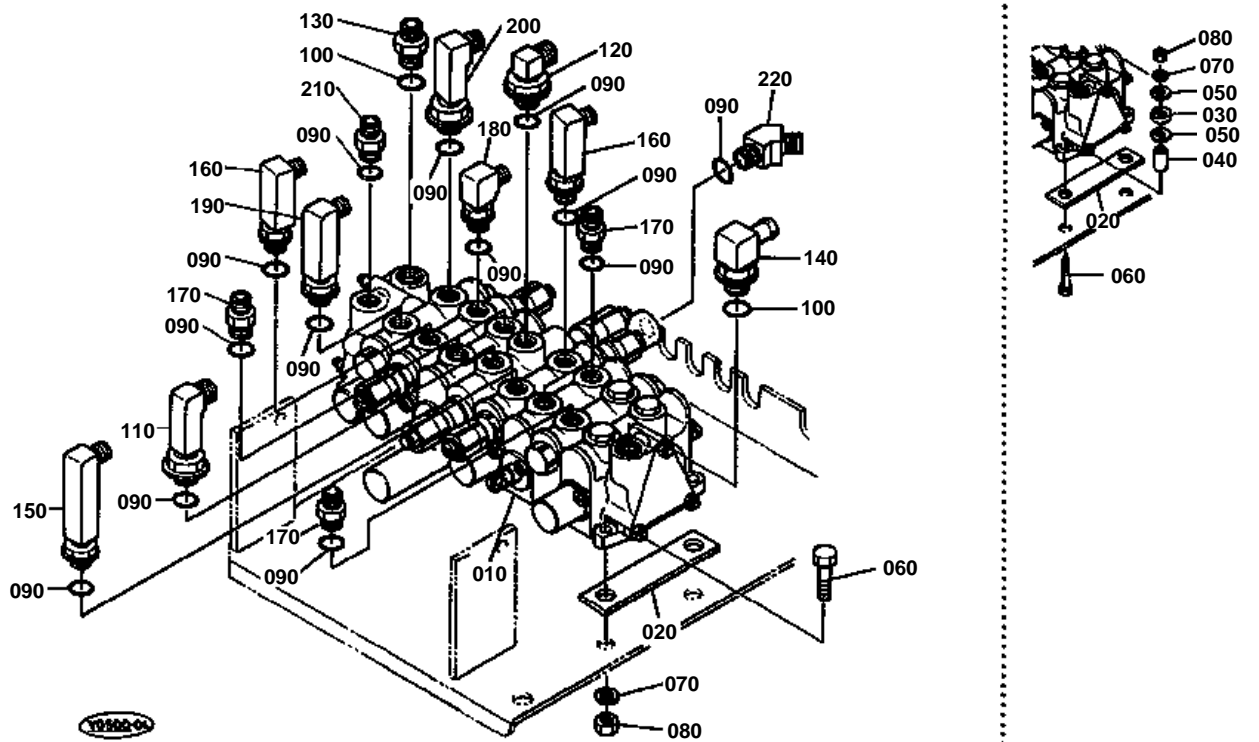


**OIL TANK**

↔ Interchangeable; ≠ not interchangeable; ← new for old; → old for new

REF.No	Part No.	Description	Q'ty	S.No.	I/C	REMARKS	Weight (kgf)	Weight (lb)
010	68198-62110	TANK OIL PRESSURE	1				11.2	24.64
020	68198-62140	COVER	1				0.7	1.54
030	68701-62140	GASKET	1	≤12180			0	0
030	68198-62160	GASKET NA	1	≥12181	←		0.005	0.011
040	01123-60816	BOLT	6				0.01	0.022
050	68198-62150	COVER	1				0.85	1.87
060	68311-62170	GASKET	1				0	0
070	01123-60816	BOLT	6				0.01	0.022
080	06311-55100	PLUG	1	≤11634			0.3	0.66
080	68311-62210	PLUG	1	≥11635	←		0.22	0.484
090	04717-03400	WASHER WITH RUBBER	1				0.018	0.0396
100	68191-62160	SUPPORT FILTER	1				0.84	1.848
110	04811-00210	O RING	1				0	0
120	06311-55040	PLUG	1				0.093	0.2046
130	04717-02150	WASHER WITH RUBBER	1				0.004	0.0088
140	68191-62180	FILTER SUCTION	1				0.19	0.418
150	68701-62192	FILTER RETURN	1				0.44	0.968
160	01133-61225	BOLT	4				0.037	0.0814
170	04013-60120	WASHER PLAIN	4				0.01	0.022
180	68741-62170	ASSY BREATHER	1				0.128	0.2816
190	15241-05140	PLATE B/THER ELEMENT	1				0.009	0.0198
200	15296-05430	GASKET COVER NA	2				0.002	0.0044
210	15241-05670	ELEMENT BREATHER	1				0.008	0.0176
220	01053-60620	BOLT	2			KE KDG KUK	0.007	0.0154
220	01023-50620	BOLT	2			KTC KCL KTA	0.006	0.0132
230	04512-60060	WASHER SPRING	2			KE KDG KUK	0.001	0.0022
240	68191-62190	TUBE	1				0.02	0.044
250	10244-42320	CLIP PIPE	1				0.001	0.0022
260	68841-62160	GAUGE OIL LEVEL	1				0.02	0.044

CONTROL VALVE (1) EXCEPT [KTA]



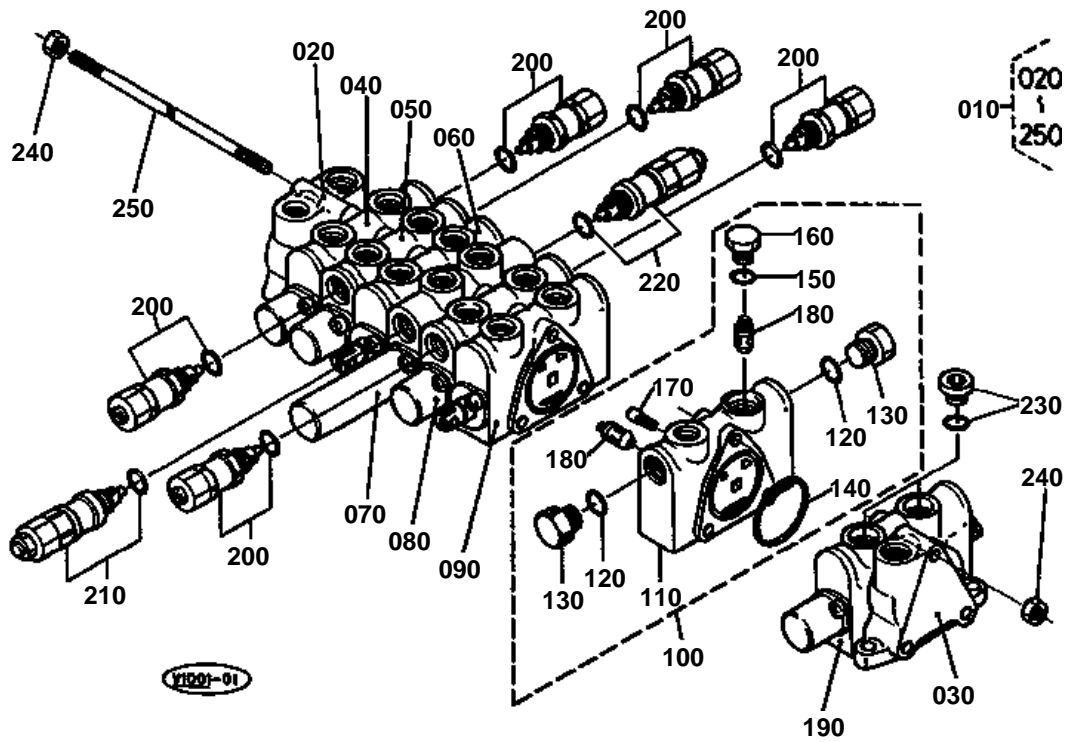


**CONTROL VALVE (1) EXCEPT [KTA]**

↔ Interchangeable; ≠ not interchangeable; ← new for old; → old for new

REF.No	Part No.	Description	Q'ty	S.No.	I/C	REMARKS	Weight (kgf)	Weight (lb)
010	68191-61133	ASSY VALVE CONTROL	1	≤11560			0	0
010	68191-61134	ASSY VALVE CONTROL	1	≥11561	←		18	39.6
020	68311-61540	CUSHION	2	≤11360			0.208	0.4576
020	68151-61170	SPACER	2	≥11361	↔		0.005	0.011
030	68311-61550	CUSHION	3	≤11360			0.003	0.0066
040	68311-61560	COLLAR	3	≤11360			0.01	0.022
050	68311-61570	WASHER PLAIN	5	≤11360			0.005	0.011
060	01155-60835	BOLT	3	≤11360			0.015	0.033
060	01173-61035	BOLT	3	≥11361	≠		0.023	0.0506
070	04512-60080	WASHER SPRING	3	≤11360			0.002	0.0044
070	04512-60100	WASHER SPRING	3	≥11361	≠		0.002	0.0044
080	02552-50080	NUT	2	≤11360			0.005	0.011
080	02118-60100	NUT	2	≥11361	≠		0.006	0.0132
090	04810-00140	O RING	15				0	0
100	04810-00180	O RING	2				0	0
110	68881-34930	ELBOW	1				0.18	0.396
120	68721-68330	ELBOW ADAPTER	1	≤11126			0.1	0.22
120	68881-34920	ELBOW	1	≥11127	↔		0.15	0.33
130	68741-68390	BODY	1				0.085	0.187
140	68391-68220	JOINT PIPE(LF/-)	1				0.18	0.396
150	68191-61830	JOINT PIPE(LF-F/)	1				0.22	0.484
160	68191-61710	JOINT PIPE(LF-F/)	2				0.12	0.264
170	68051-63970	BODY	5				0.07	0.154
180	68191-61810	JOINT PIPE(LF-F/)	1				0.11	0.242
190	68191-61720	JOINT PIPE(LF-F/)	1				0.2	0.44
200	68881-34930	ELBOW	1				0.18	0.396
210	68051-63970	BODY	1				0.07	0.154
220	68171-76440	ADAPTER	1				0.03	0.066

CONTROL VALVE (1) (COMPONENT PARTS)





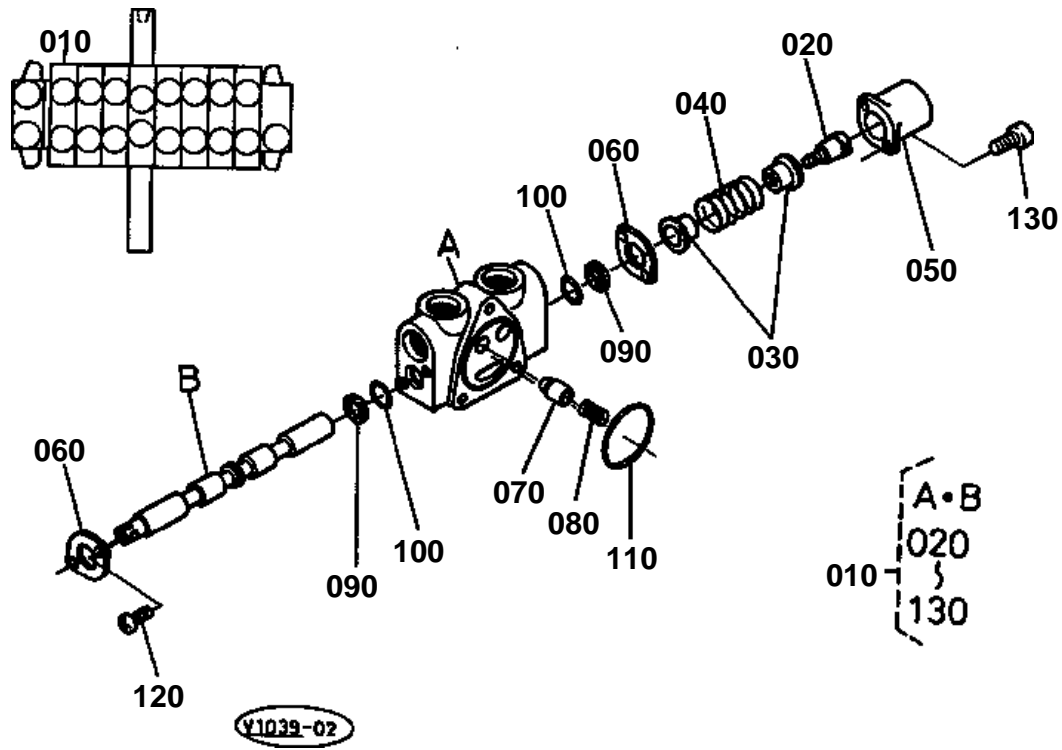


# CONTROL VALVE (1) (COMPONENT PARTS)

↔ Interchangeable; ≠ not interchangeable; ← new for old; → old for new

REF.No	Part No.	Description	Q'ty	S.No.	I/C	REMARKS	Weight (kgf)	Weight (lb)
010	68191-61133	ASSY VALVE CONTROL	1	<=11560			0	0
010	68191-61134	ASSY VALVE CONTROL	1	>=11561	←		18	39.6
020	68151-70310	ASSY VALVE OUTLET	1				1.3	2.86
030	68191-70310	ASSY VALVE OUTLET	1				1.25	2.75
040	68191-70180	ASSY VALVE SECTION	1				1.82	4.004
050	68191-70170	ASSY VALVE SECTION	1	<=11560			0	0
050	68191-70172	ASSY VALVE SECTION	1	>=11561	←		1.7	3.74
060	68191-70160	ASSY VALVE SECTION	1				1.71	3.762
070	68191-70150	ASSY VALVE SECTION	1				2.35	5.17
080	68191-70140	ASSY VALVE SECTION	1				1.65	3.63
090	68191-70130	ASSY VALVE SECTION	1				1.71	3.762
100	68191-70120	ASSY VALVE SPACER	1				2.15	4.73
110	68191-70390	SPACER	1				1.5	3.3
120	04810-00180	O RING	2				0	0
130	68191-70490	PLUG	2				0.07	0.154
140	04811-50550	O RING	1				0.002	0.0044
150	04810-00140	O RING	1				0	0
160	68191-70410	PLUG	1				0.05	0.11
170	68493-70310	POPPET	1				0.01	0.022
180	68493-70620	POPPET	2				0.01	0.022
190	68191-70110	ASSY VALVE SECTION	1				1.71	3.762
200	68511-70050	ASSY VALVE RELIEFPOR	5				0.15	0.33
210	68191-70020	ASSY VALVE RELIEF	1				0.23	0.506
220	68191-70010	ASSY VALVE RELIEF	1				0.24	0.528
230	68151-70510	ASSY PLUG	2				0.03	0.066
240	68021-81370	NUT	6				0.005	0.011
250	68701-70130	ROD TIE	3				0.15	0.33

SPOOL SECTION (BUCKET)



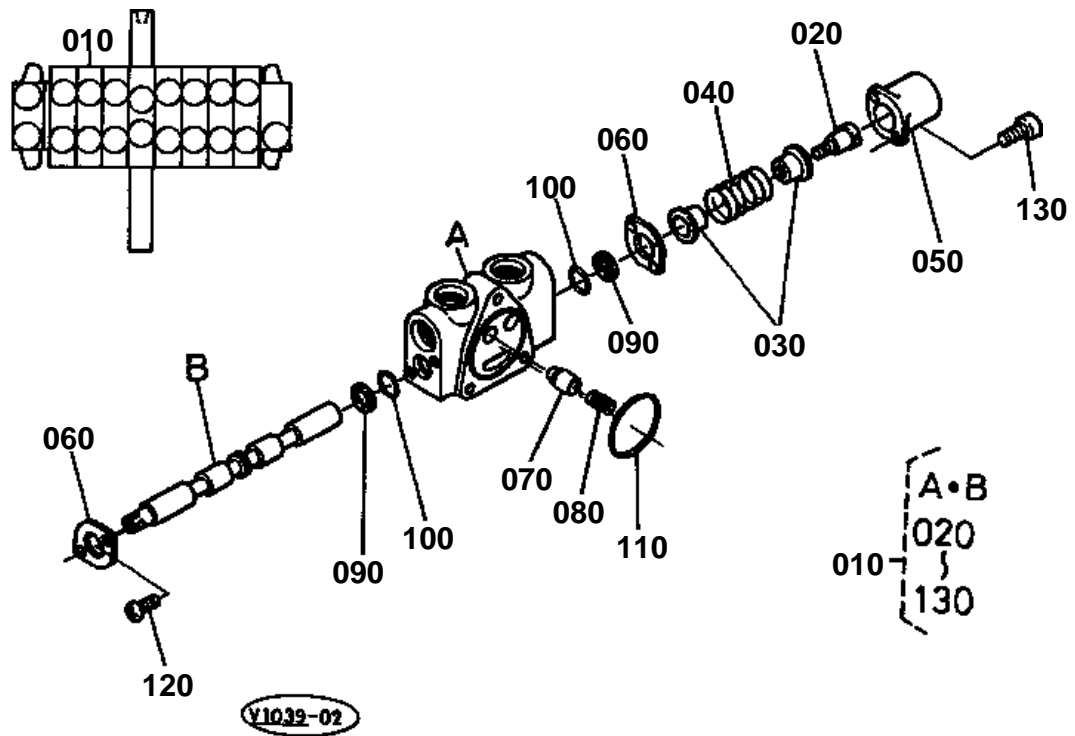


## SPOOL SECTION (BUCKET)

↔ Interchangeable; ≠ not interchangeable; ← new for old; → old for new

REF.No	Part No.	Description	Q'ty	S.No.	I/C	REMARKS	Weight (kgf)	Weight (lb)
010	68191-70180	ASSY VALVE SECTION	1				1.82	4.004
020	68701-71730	SCREW CAP	1				0.01	0.022
030	68701-71740	SEAT SPRING	2				0.01	0.022
040	68701-71750	SPRING SPOOL	1				0.01	0.022
050	68701-71760	CAP	1				0.04	0.088
060	68701-71770	PLATE SEAL	2				0.01	0.022
070	68701-71780	VALVE CHECK	1				0.005	0.011
080	68701-71790	SPRING CHECK VALVE	1				0.005	0.011
090	68701-71810	WIPER	2				0.001	0.0022
100	04811-00120	O RING	2				0	0
110	04811-50550	O RING	1				0.002	0.0044
120	68701-71820	SCREW	2				0.005	0.011
130	68701-71830	BOLT SOCKET HEAD	2				0.005	0.011

SPOOL SECTION (BOOM)



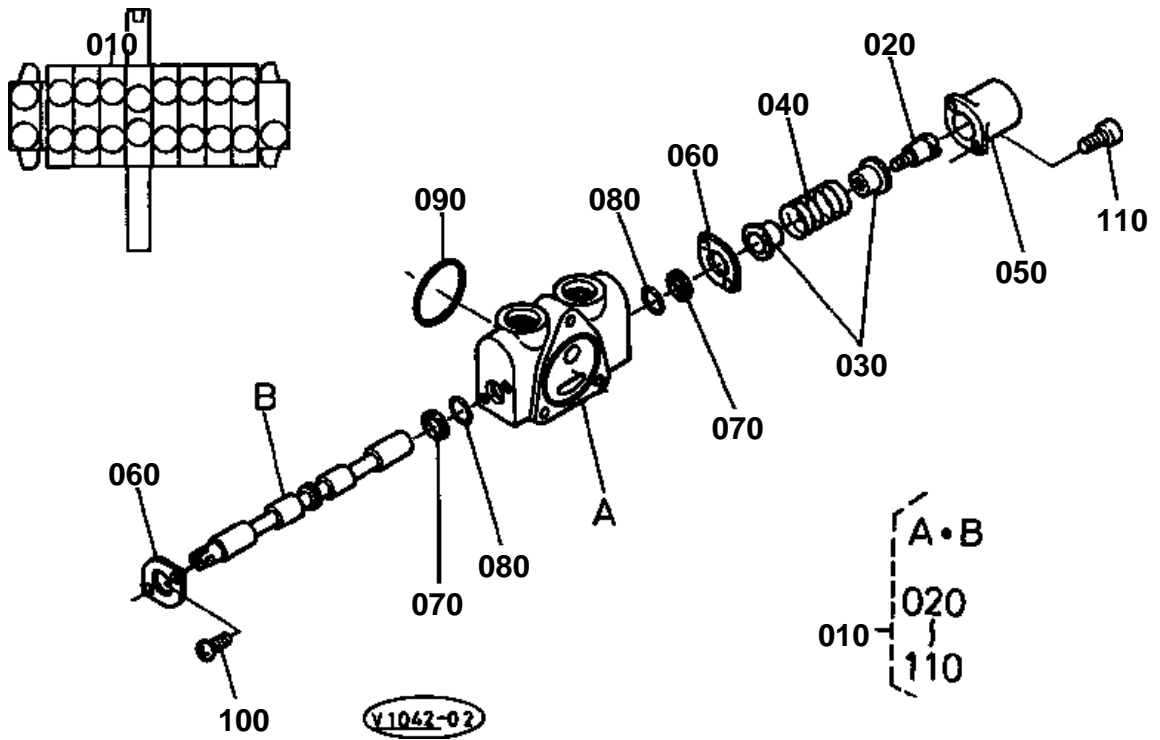


## SPOOL SECTION (BOOM)

↔ Interchangeable; ≠ not interchangeable; ← new for old; → old for new

REF.No	Part No.	Description	Q'ty	S.No.	I/C	REMARKS	Weight (kgf)	Weight (lb)
010	68191-70170	ASSY VALVE SECTION	1	<=11560			0	0
010	68191-70172	ASSY VALVE SECTION	1	>=11561	←		1.7	3.74
020	68701-71730	SCREW CAP	1				0.01	0.022
030	68701-71740	SEAT SPRING	2				0.01	0.022
040	68701-71750	SPRING SPOOL	1				0.01	0.022
050	68701-71760	CAP	1				0.04	0.088
060	68701-71770	PLATE SEAL	2				0.01	0.022
070	68701-71780	VALVE CHECK	1				0.005	0.011
080	68701-71790	SPRING CHECK VALVE	1				0.005	0.011
090	68701-71810	WIPER	2				0.001	0.0022
100	04811-00120	O RING	2				0	0
110	04811-50550	O RING	1				0.002	0.0044
120	68701-71820	SCREW	2				0.005	0.011
130	68701-71830	BOLT SOCKET HEAD	2				0.005	0.011

SPOOL SECTION (TRAVEL RH)



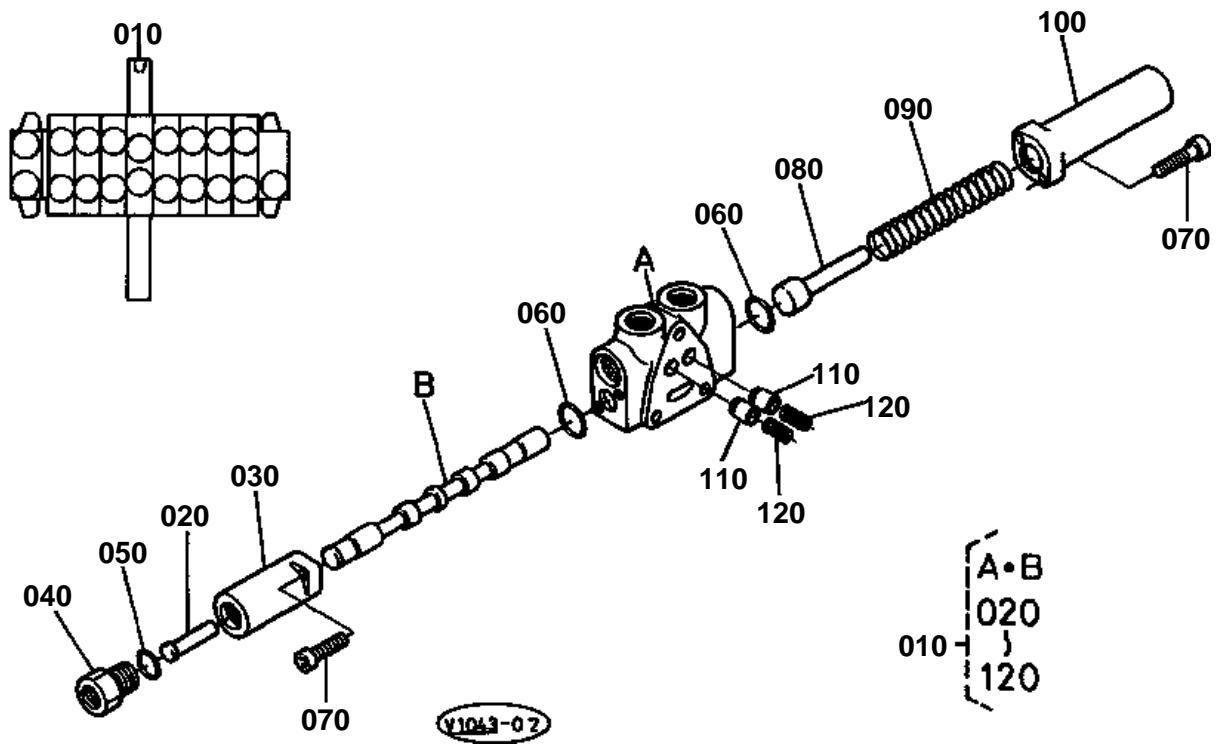


## SPOOL SECTION (TRAVEL RH)

↔ Interchangeable; ≠ not interchangeable; ← new for old; → old for new

REF.No	Part No.	Description	Q'ty	S.No.	I/C	REMARKS	Weight (kgf)	Weight (lb)
010	68191-70160	ASSY VALVE SECTION	1				1.71	3.762
020	68701-71730	SCREW CAP	1				0.01	0.022
030	68701-71740	SEAT SPRING	2				0.01	0.022
040	68841-70180	SPRING SPOOL	1				0.02	0.044
050	68701-71760	CAP	1				0.04	0.088
060	68701-71770	PLATE SEAL	2				0.01	0.022
070	68701-71810	WIPER	2				0.001	0.0022
080	04811-00120	O RING	2				0	0
090	04811-50550	O RING	1				0.002	0.0044
100	68701-71820	SCREW	2				0.005	0.011
110	68701-71830	BOLT SOCKET HEAD	2				0.005	0.011

SPOOL SECTION



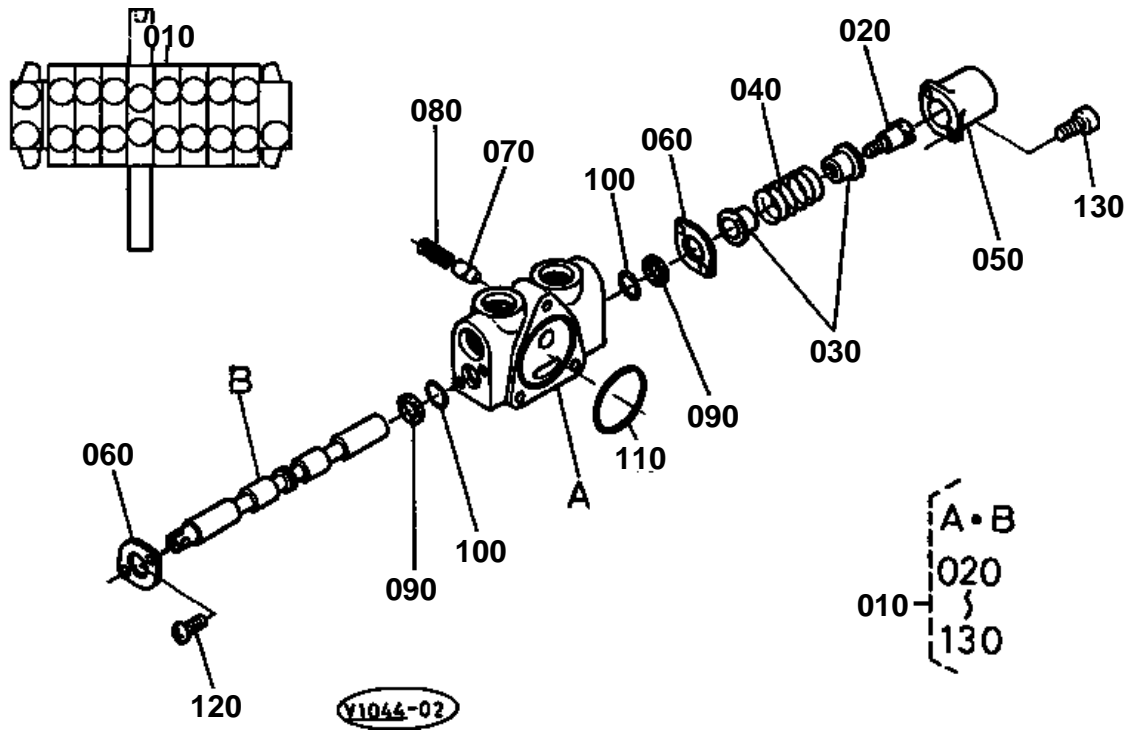


**SPOOL SECTION**

↔ Interchangeable; ≠ not interchangeable; ← new for old; → old for new

REF.No	Part No.	Description	Q'ty	S.No.	I/C	REMARKS	Weight (kgf)	Weight (lb)
010	68191-70150	ASSY VALVE SECTION	1				2.35	5.17
020	68191-70420	PISTON	1	≤10898			0.01	0.022
020	68191-70580	PISTON	1	≥10899	←		0.008	0.0176
030	68191-70430	CAP	1				0.17	0.374
040	68191-70440	PLUG	1	≤10898			0.06	0.132
040	68191-70590	PLUG	1	≥10899	←		0.05	0.11
050	04810-00140	O RING	1				0	0
060	04811-10220	O RING	2				0.001	0.0022
070	68191-70450	BOLT SOCKET BOLT	4				0.002	0.0044
080	68191-70460	RETAINER SPRING	1				0.05	0.11
090	68191-70470	SPRING	1				0.01	0.022
100	68191-70480	CAP	1				0.3	0.66
110	68701-71780	VALVE CHECK	2				0.005	0.011
120	68701-71790	SPRING CHECK VALVE	2				0.005	0.011

SPOOL SECTION (ARM)



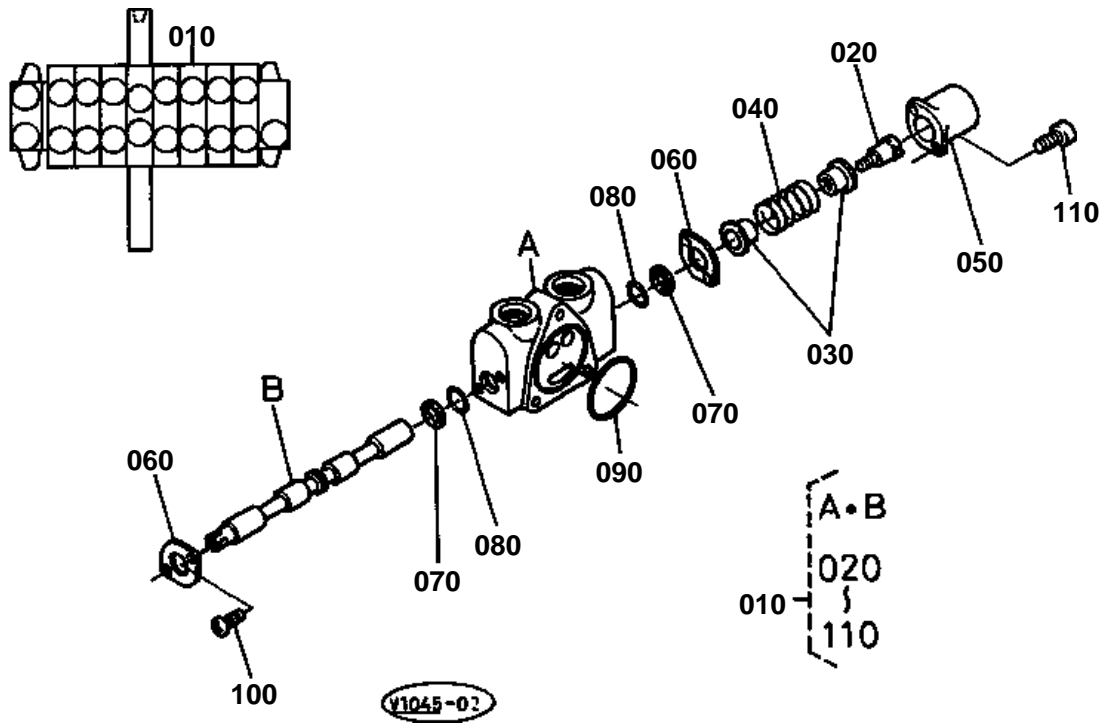


## SPOOL SECTION (ARM)

↔ Interchangeable; ≠ not interchangeable; ← new for old; → old for new

REF.No	Part No.	Description	Q'ty	S.No.	I/C	REMARKS	Weight (kgf)	Weight (lb)
010	68191-70140	ASSY VALVE SECTION	1				1.65	3.63
020	68701-71730	SCREW CAP	1				0.01	0.022
030	68701-71740	SEAT SPRING	2				0.01	0.022
040	68701-71750	SPRING SPOOL	1				0.01	0.022
050	68701-71760	CAP	1				0.04	0.088
060	68701-71770	PLATE SEAL	2				0.01	0.022
070	68701-71780	VALVE CHECK	1				0.005	0.011
080	68701-71790	SPRING CHECK VALVE	1				0.005	0.011
090	68701-71810	WIPER	2				0.001	0.0022
100	04811-00120	O RING	2				0	0
110	04811-50550	O RING	1				0.002	0.0044
120	68701-71820	SCREW	2				0.005	0.011
130	68701-71830	BOLT SOCKET HEAD	2				0.005	0.011

SPOOL SECTION (TRAVEL LH)



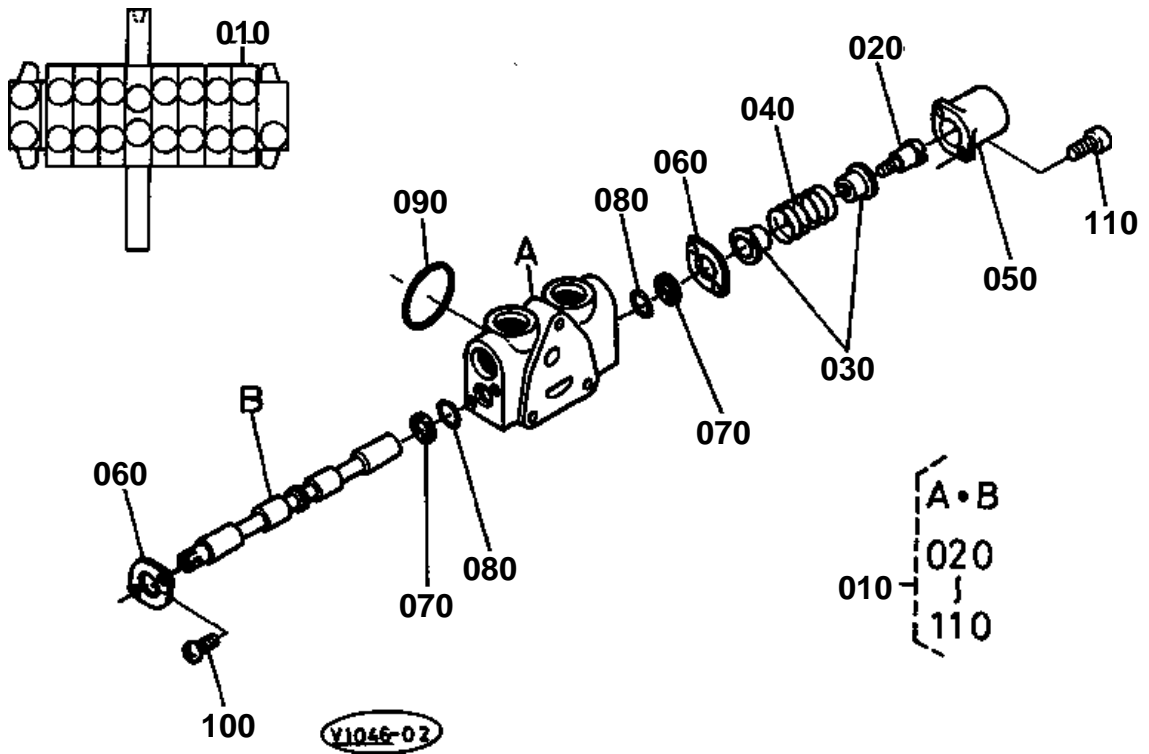


## SPOOL SECTION (TRAVEL LH)

↔ Interchangeable; ≠ not interchangeable; ← new for old; → old for new

REF.No	Part No.	Description	Q'ty	S.No.	I/C	REMARKS	Weight (kgf)	Weight (lb)
010	68191-70130	ASSY VALVE SECTION	1				1.71	3.762
020	68701-71730	SCREW CAP	1				0.01	0.022
030	68701-71740	SEAT SPRING	2				0.01	0.022
040	68841-70180	SPRING SPOOL	1				0.02	0.044
050	68701-71760	CAP	1				0.04	0.088
060	68701-71770	PLATE SEAL	2				0.01	0.022
070	68701-71810	WIPER	2				0.001	0.0022
080	04811-00120	O RING	2				0	0
090	04811-50550	O RING	1				0.002	0.0044
100	68701-71820	SCREW	2				0.005	0.011
110	68701-71830	BOLT SOCKET HEAD	2				0.005	0.011

SPOOL SECTION (S/P)



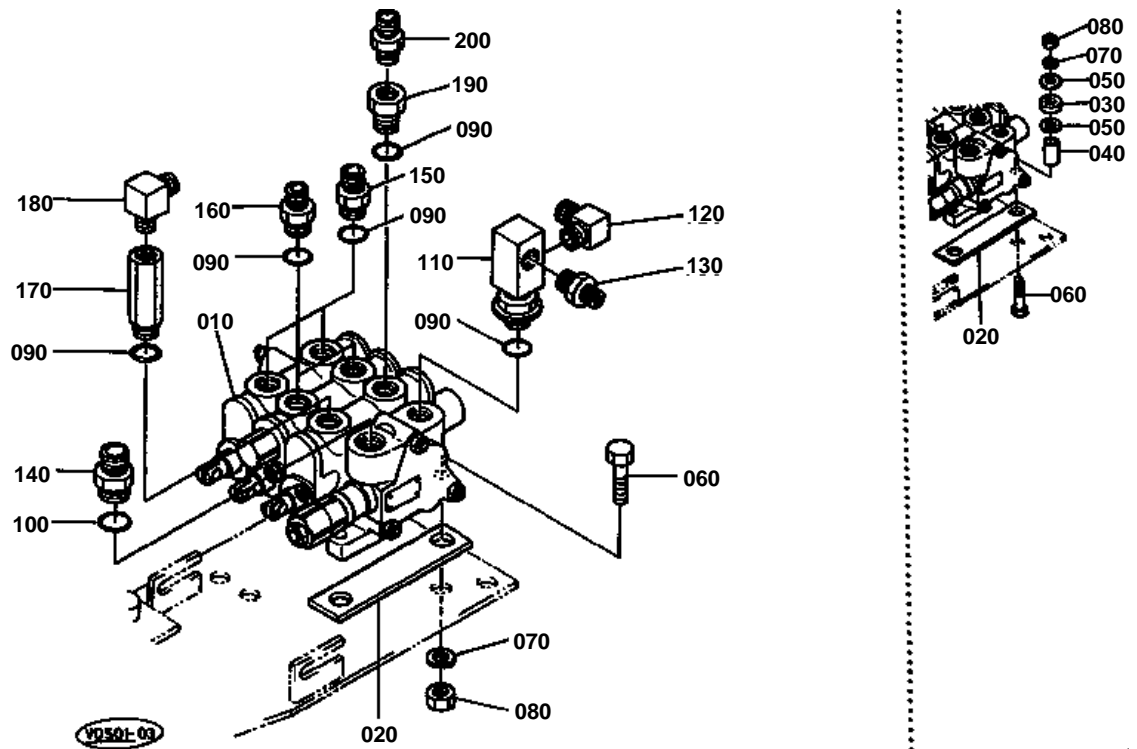


## SPOOL SECTION (S/P)

↔ Interchangeable; ≠ not interchangeable; ← new for old; → old for new

REF.No	Part No.	Description	Q'ty	S.No.	I/C	REMARKS	Weight (kgf)	Weight (lb)
010	68191-70110	ASSY VALVE SECTION	1				1.71	3.762
020	68701-71730	SCREW CAP	1				0.01	0.022
030	68701-71740	SEAT SPRING	2				0.01	0.022
040	68701-71750	SPRING SPOOL	1				0.01	0.022
050	68701-71760	CAP	1				0.04	0.088
060	68701-71770	PLATE SEAL	2				0.01	0.022
070	68701-71810	WIPER	2				0.001	0.0022
080	04811-00120	O RING	2				0	0
090	04811-50550	O RING	1				0.002	0.0044
100	68701-71820	SCREW	2				0.005	0.011
110	68701-71830	BOLT SOCKET HEAD	2				0.005	0.011

CONTROL VALVE (3)



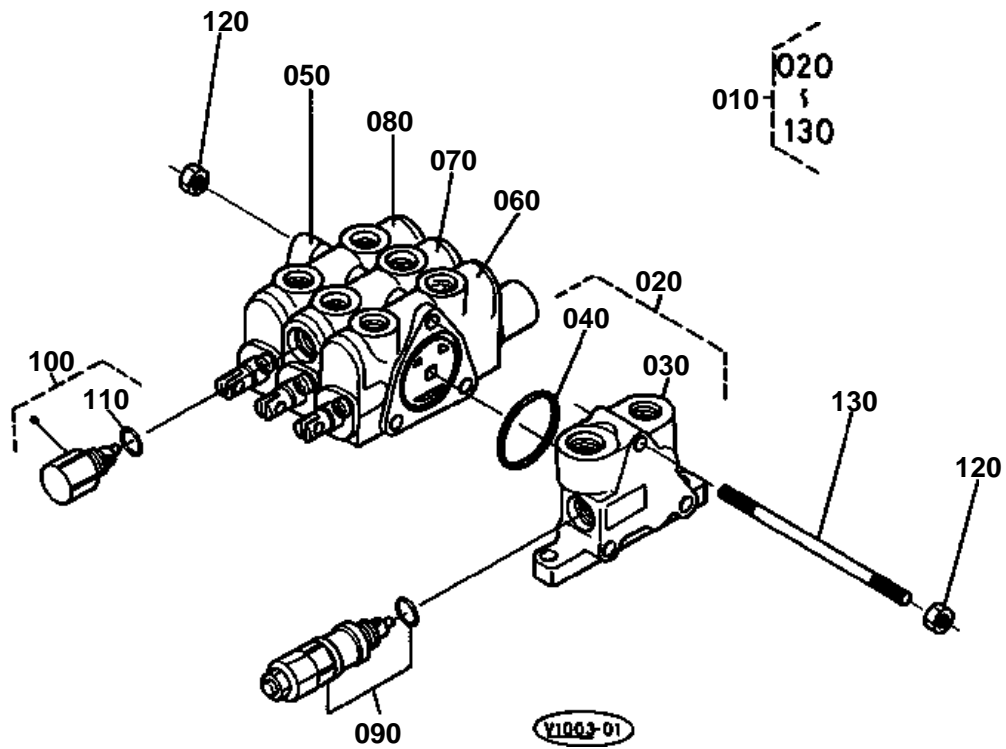


**CONTROL VALVE (3)**

↔ Interchangeable; ≠ not interchangeable; ← new for old; → old for new

REF.No	Part No.	Description	Q'ty	S.No.	I/C	REMARKS	Weight (kgf)	Weight (lb)
010	68191-61152	ASSY VALVE CONTROL	1				7.5	16.5
020	68311-61540	CUSHION	2	<=11360			0.208	0.4576
020	68151-61170	SPACER	2	>=11361	↔		0.005	0.011
030	68311-61550	CUSHION	3	<=11360			0.003	0.0066
040	68311-61560	COLLAR	3	<=11360			0.01	0.022
050	68311-61570	WASHER PLAIN	5	<=11360			0.005	0.011
060	01155-60835	BOLT	3	<=11360			0.015	0.033
060	01173-61035	BOLT	3	>=11361	≠		0.023	0.0506
070	04512-60080	WASHER SPRING	3	<=11360	≠		0.002	0.0044
070	04512-60100	WASHER SPRING	3	>=11361	≠		0.002	0.0044
080	02552-50080	NUT	2	<=11360			0.005	0.011
080	02118-60100	NUT	2	>=11361	≠		0.006	0.0132
090	04810-00140	O RING	7				0	0
100	04810-00180	O RING	1				0	0
110	68191-68180	JOINT PIPE(TF/-T/)	1				0.29	0.638
120	68021-62440	ELBOW	1				0	0
130	68241-76240	ADAPTER	1				0.046	0.1012
140	68741-68390	BODY	1				0.085	0.187
150	68051-63970	BODY	4	<=10898			0.07	0.154
150	68051-63970	BODY	2	>=10899			0.07	0.154
160	68051-63620	ADAPTER	2				0.06	0.132
170	68701-63350	ADAPTER	1	>=10899			0.2	0.44
180	68331-63230	ELBOW ADAPTER	1	>=10899			0	0
190	68051-64130	ADAPTER	1	>=10899			0.05	0.11
200	68221-68770	ADAPTER	1	>=10899			0	0

CONTROL VALVE (3) (COMPONENT PARTS)



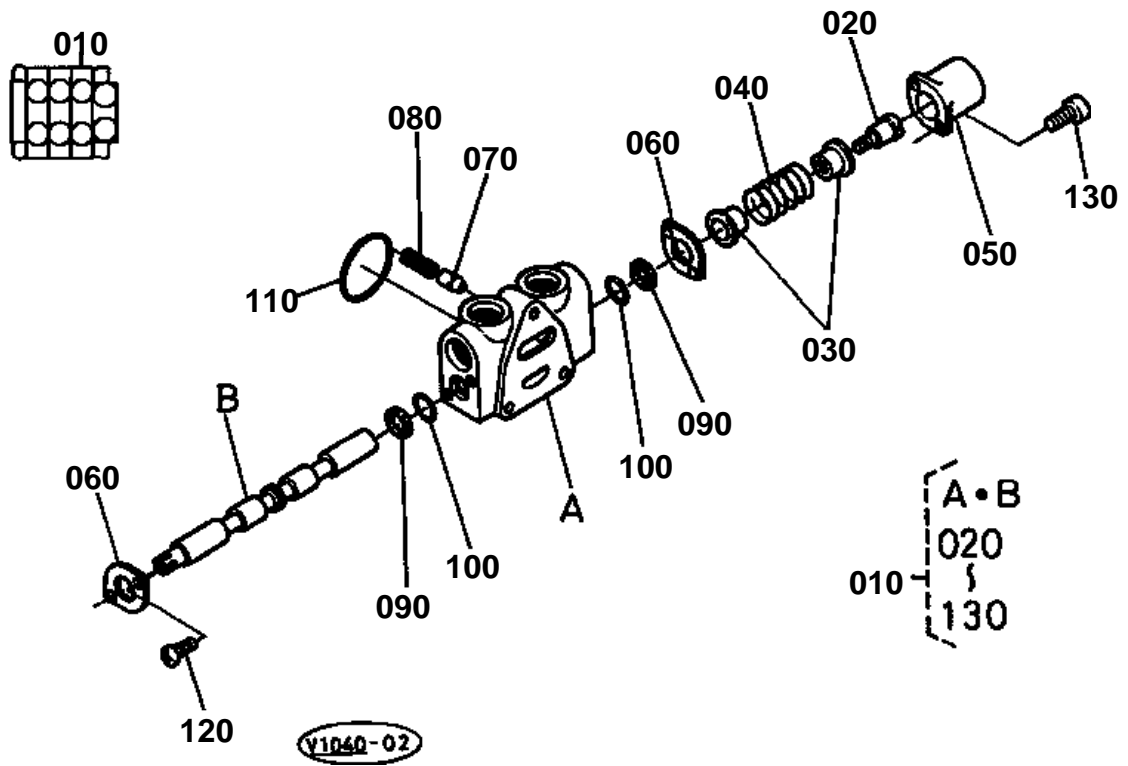


## CONTROL VALVE (3) (COMPONENT PARTS)

↔ Interchangeable; ≠ not interchangeable; ← new for old; → old for new

REF.No	Part No.	Description	Q'ty	S.No.	I/C	REMARKS	Weight (kgf)	Weight (lb)
010	68191-61152	ASSY VALVE CONTROL	1				7.5	16.5
020	68151-70360	ASSY VALVE INLET	1				1.2	2.64
030	68151-70370	HOUSING INLET	1				1.2	2.64
040	04811-50550	O RING	1				0.002	0.0044
050	68371-61330	SECTION OUTLET	1				0.6	1.32
060	68151-70220	ASSY VALVE SECTION	1				0	0
070	68151-70210	ASSY VALVE SECTION	1				0	0
080	68191-70210	ASSY VALVE SECTION	1				1.7	3.74
090	68191-70030	ASSY VALVE RELIEF	1				0.24	0.528
100	68389-61310	ASSY VALVE	1				0.11	0.242
110	68389-96120	O RING	1				0.001	0.0022
120	68389-61350	NUT	6				0.002	0.0044
130	68191-70530	ROD TIE	3				0.06	0.132

SPOOL SECTION (SWIVEL)



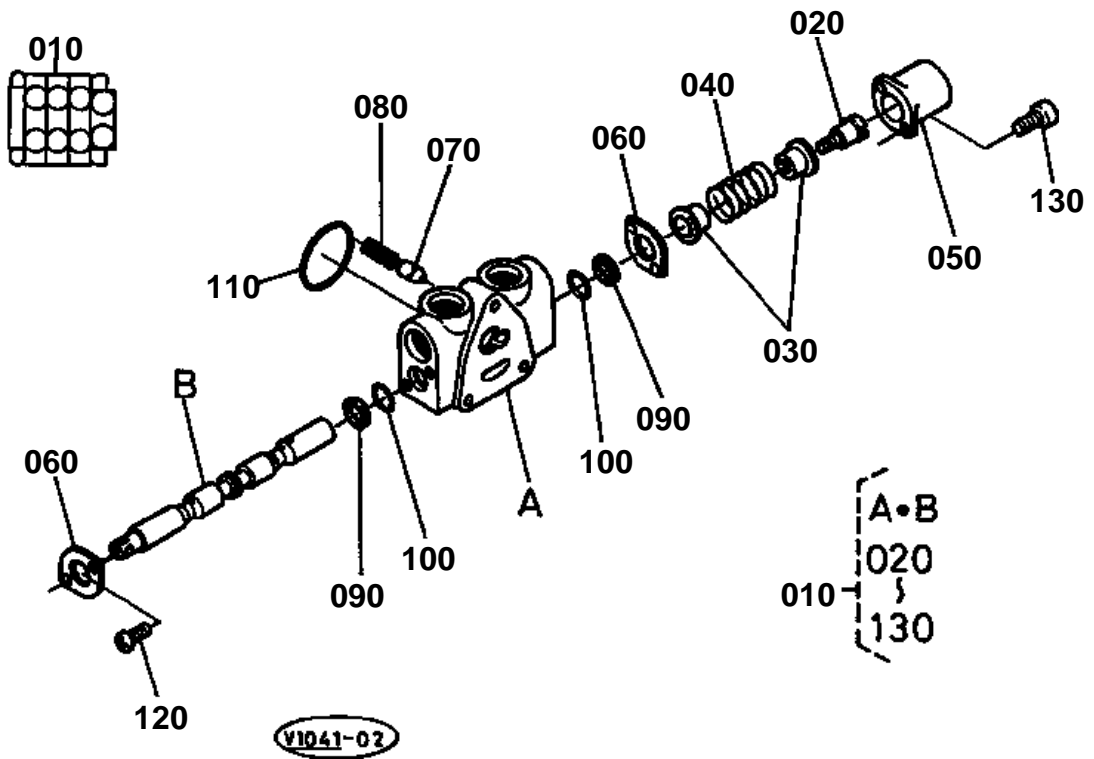


## SPOOL SECTION (SWIVEL)

↔ Interchangeable; ≠ not interchangeable; ← new for old; → old for new

REF.No	Part No.	Description	Q'ty	S.No.	I/C	REMARKS	Weight (kgf)	Weight (lb)
010	68151-70220	ASSY VALVE SECTION	1				0	0
020	68701-71730	SCREW CAP	1				0.01	0.022
030	68701-71740	SEAT SPRING	2				0.01	0.022
040	68701-71750	SPRING SPOOL	1				0.01	0.022
050	68701-71760	CAP	1				0.04	0.088
060	68701-71770	PLATE SEAL	2				0.01	0.022
070	68701-71780	VALVE CHECK	1				0.005	0.011
080	68701-71790	SPRING CHECK VALVE	1				0.005	0.011
090	68701-71810	WIPER	2				0.001	0.0022
100	04811-00120	O RING	2				0	0
110	04811-50550	O RING	1				0.002	0.0044
120	68701-71820	SCREW	2				0.005	0.011
130	68701-71830	BOLT SOCKET HEAD	2				0.005	0.011

SPOOL SECTION (SWING)



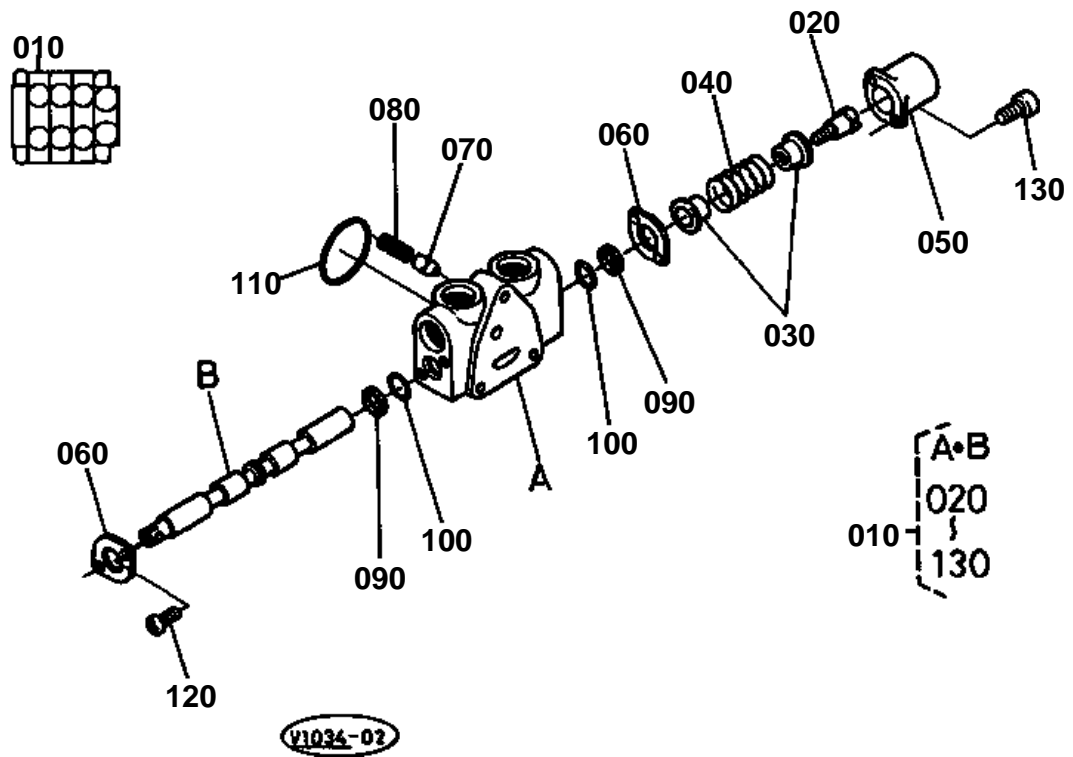


## SPOOL SECTION (SWING)

↔ Interchangeable; ≠ not interchangeable; ← new for old; → old for new

REF.No	Part No.	Description	Q'ty	S.No.	I/C	REMARKS	Weight (kgf)	Weight (lb)
010	68151-70210	ASSY VALVE SECTION	1				0	0
020	68701-71730	SCREW CAP	1				0.01	0.022
030	68701-71740	SEAT SPRING	2				0.01	0.022
040	68701-71750	SPRING SPOOL	1				0.01	0.022
050	68701-71760	CAP	1				0.04	0.088
060	68701-71770	PLATE SEAL	2				0.01	0.022
070	68701-71780	VALVE CHECK	1				0.005	0.011
080	68701-71790	SPRING CHECK VALVE	1				0.005	0.011
090	68701-71810	WIPER	2				0.001	0.0022
100	04811-00120	O RING	2				0	0
110	04811-50550	O RING	1				0.002	0.0044
120	68701-71820	SCREW	2				0.005	0.011
130	68701-71830	BOLT SOCKET HEAD	2				0.005	0.011

SPOOL SECTION (BLADE)





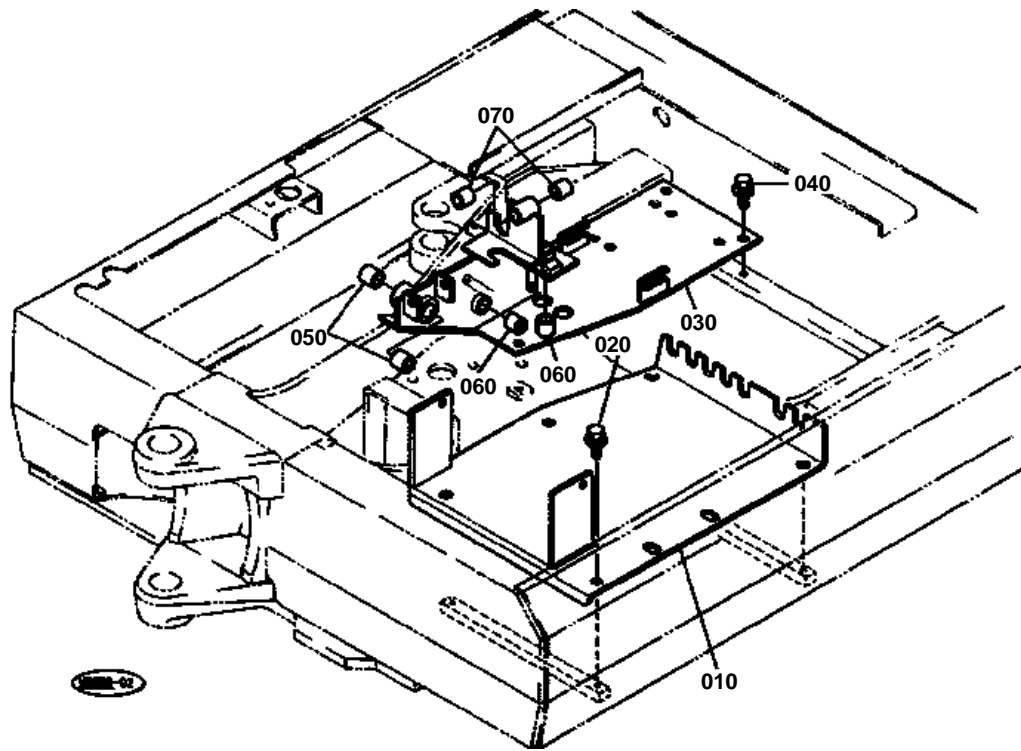


## SPOOL SECTION (BLADE)

↔ Interchangeable; ≠ not interchangeable; ← new for old; → old for new

REF.No	Part No.	Description	Q'ty	S.No.	I/C	REMARKS	Weight (kgf)	Weight (lb)
010	68191-70210	ASSY VALVE SECTION	1				1.7	3.74
020	68701-71730	SCREW CAP	1				0.01	0.022
030	68701-71740	SEAT SPRING	2				0.01	0.022
040	68701-71750	SPRING SPOOL	1				0.01	0.022
050	68701-71760	CAP	1				0.04	0.088
060	68701-71770	PLATE SEAL	2				0.01	0.022
070	68701-71780	VALVE CHECK	1				0.005	0.011
080	68701-71790	SPRING CHECK VALVE	1				0.005	0.011
090	68701-71810	WIPER	2				0.001	0.0022
100	04811-00120	O RING	2				0	0
110	04811-50550	O RING	1				0.002	0.0044
120	68701-71820	SCREW	2				0.005	0.011
130	68701-71830	BOLT SOCKET HEAD	2				0.005	0.011

CONTROL LEVER (FRAME)



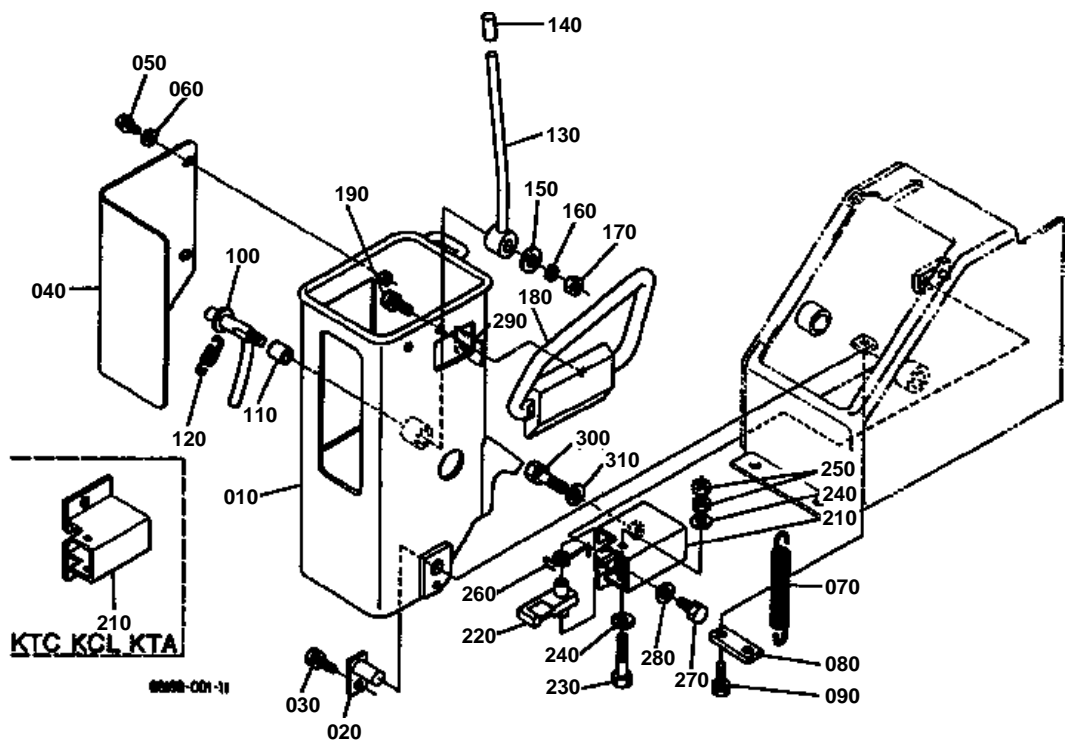


## CONTROL LEVER (FRAME)

↔ Interchangeable; ≠ not interchangeable; ← new for old; → old for new

REF.No	Part No.	Description	Q'ty	S.No.	I/C	REMARKS	Weight (kgf)	Weight (lb)
010	68191-65110	BRACKET	1	<=11360			7.1	15.62
010	68191-65112	BRACKET	1	>=11361	≠		6	13.2
020	01135-61020	BOLT	4				0.015	0.033
030	68191-65120	BRACKET	1	<=10846			5.4	11.88
030	68191-65125	BRACKET	1	>=10847	←		0	0
040	01135-61020	BOLT	4				0.015	0.033
050	08511-01615	BUSH	2				0.01	0.022
060	08511-01220	BUSH	2				0.004	0.0088
070	08511-01410	BUSH	2				0.005	0.011

# CONTROL LEVER (BOX LH)

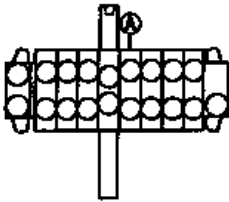


**CONTROL LEVER (BOX LH)**

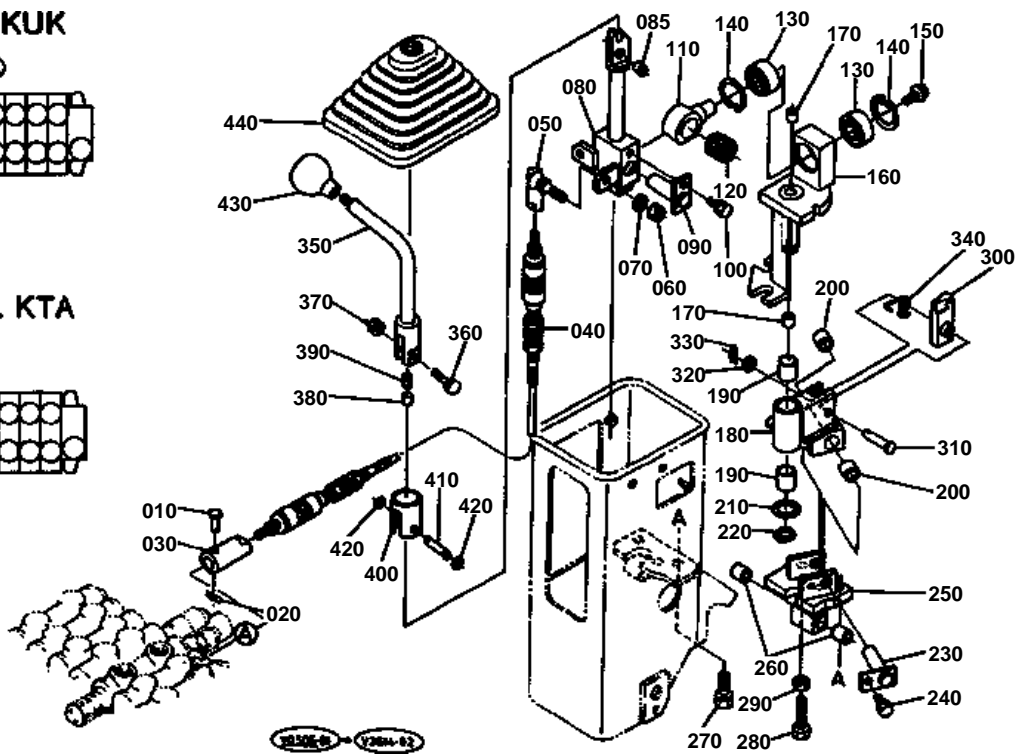
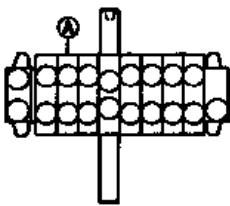
↔ Interchangeable; ≠ not interchangeable; ← new for old; → old for new

REF.No	Part No.	Description	Q'ty	S.No.	I/C	REMARKS	Weight (kgf)	Weight (lb)
010	68311-44233	BOX LH	1	<=10407			3.56	7.832
010	68311-44234	BOX LH	1	>=10408	←		0	0
020	68311-44240	PIN	2				0.07	0.154
030	01123-60816	BOLT	2				0.01	0.022
040	68311-44220	COVER LH	1				0.402	0.8844
050	03004-60612	SCREW WITH WASHER	2				0.005	0.011
060	04013-60060	WASHER PLAIN	2				0.001	0.0022
070	68311-44260	SPRING	1				0.06	0.132
080	68311-44330	STOPPER	1				0.04	0.088
090	01123-60820	BOLT	1				0.015	0.033
100	68311-44252	LEVER TILT LH	1				0.215	0.473
110	08511-01420	BUSH	1				0.007	0.0154
120	68311-44270	SPRING	1				0.01	0.022
130	68311-44280	LEVER TILT	1				0.18	0.396
140	68311-44290	CAP	1				0.01	0.022
150	04013-60100	WASHER PLAIN	1				0.003	0.0066
160	04512-60100	WASHER SPRING	1				0.002	0.0044
170	02118-60100	NUT	1				0.006	0.0132
180	68311-44485	RAIL HAND	1				0.54	1.188
190	01123-60816	BOLT	2				0.01	0.022
200	99999-99999	BLANK	0				0	0
210	68191-44310	BRACKET LH	1			KE KDG KUK	0.5	1.1
210	68311-44310	BRACKET LH	1			KTC KCL KTA	0.5	1.1
220	68311-44320	LEVER LOCK	1				0.11	0.242
230	68311-44380	BOLT	1				0.03	0.066
240	04013-60080	WASHER PLAIN	2				0.002	0.0044
250	02114-60080	NUT	2				0.002	0.0044
260	68311-44430	SPRING	1				0.005	0.011
270	01133-61016	BOLT	2				0.018	0.0396
280	04013-60100	WASHER PLAIN	2				0.003	0.0066
290	68301-96380	GROMMET	1				0.005	0.011
300	01133-61035	BOLT	1				0.027	0.0594
310	04015-60100	WASHER PLAIN	1				0.015	0.033

KE KDG KUK



KTC KCL KTA

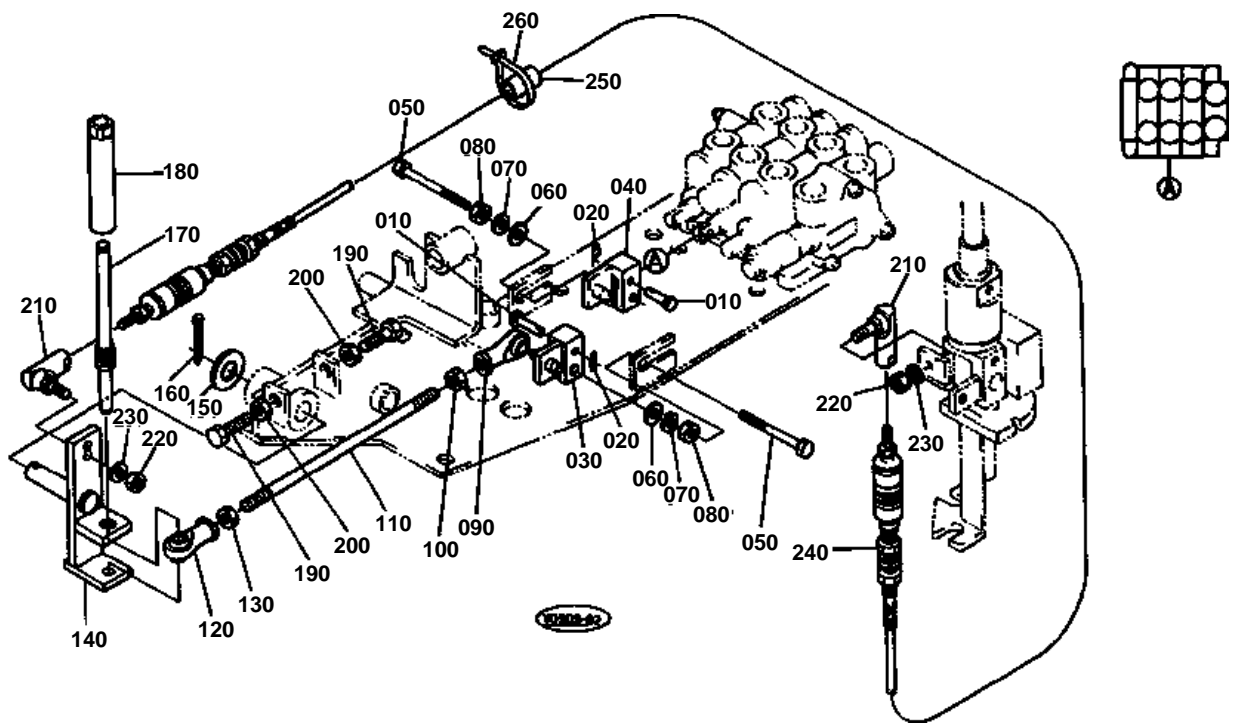


**CONTROL LEVER (LEVER LH-1)**

↔ Interchangeable; ≠ not interchangeable; ← new for old; → old for new

REF.No	Part No.	Description	Q'ty	S.No.	I/C	REMARKS	Weight (kgf)	Weight (lb)
010	68161-65362	PIN JOINT	1				0.001	0.0022
020	05525-50500	PIN SNAP	1				0	0
030	68191-65210	ADAPTER	1				0.1	0.22
040	68311-65510	CABLE	1				0.73	1.606
050	68311-65230	JOINT UNIVERSAL	1				0.06	0.132
060	02114-60080	NUT	1				0.002	0.0044
070	04512-60080	WASHER SPRING	1				0.002	0.0044
080	68198-65240	LEVER LH	1				0.42	0.924
085	08511-00810	BUSH	1				0.003	0.0066
090	68311-65250	PIN	1				0.1	0.22
100	01023-60612	BOLT	1				0.008	0.0176
110	68311-65260	PIN	1				0.14	0.308
120	68748-65550	BEARING NEEDLE	1				0.03	0.066
130	08141-06002	BEARING BALL	2				0.029	0.0638
140	04611-00320	CIR CLIP INTERNAL	2				0.002	0.0044
150	01125-60816	BOLT	1				0.01	0.022
160	68311-65270	BRACKET LH	1				0.71	1.562
170	08511-01020	BUSH	2				0.005	0.011
180	68311-65360	BRACKET LH	1				0.6	1.32
190	08511-02010	BUSH	2				0.01	0.022
200	08511-01510	BUSH	2				0.005	0.011
210	68311-65370	WASHER	1				0.01	0.022
220	04612-00200	CIR CLIP EXTERNAL	1				0.001	0.0022
230	68311-65380	PIN	1				0.1	0.22
240	01023-60610	BOLT	1				0.01	0.022
250	68311-65390	BRACKET LH	1				0.42	0.924
260	08511-01410	BUSH	2				0.005	0.011
270	01133-61016	BOLT	3				0.018	0.0396
280	01173-61030	BOLT	1				0.022	0.0484
290	02118-60100	NUT	1				0.006	0.0132
300	68311-65280	LOCK	1				0.09	0.198
310	05112-50835	PIN JOINT	1				0.016	0.0352
320	04013-60080	WASHER PLAIN	1				0.002	0.0044
330	05525-50800	PIN SNAP	1				0.001	0.0022
340	68311-44430	SPRING	1				0.005	0.011
350	68198-65320	LEVER LH	1				0.262	0.5764
360	68641-65330	BOLT	1				0.015	0.033
370	02112-60080	NUT	1				0.005	0.011
380	68641-65490	PIN	1	≤11126			0.003	0.0066
380	68198-65490	PIN LOCK	1	≥11127	←		0.003	0.0066
390	68641-65484	SPRING	1				0.002	0.0044
400	68641-65463	COLLAR	1				0.025	0.055
410	68641-65340	PIN LOCK	1				0.01	0.022
420	04613-00050	CIR CLIP EXTERNAL	2				0	0
430	68721-65270	GRIP	1				0.04	0.088
440	68311-65350	BELLOWS	1				0.2	0.44

CONTROL LEVER (LEVER LH-2)



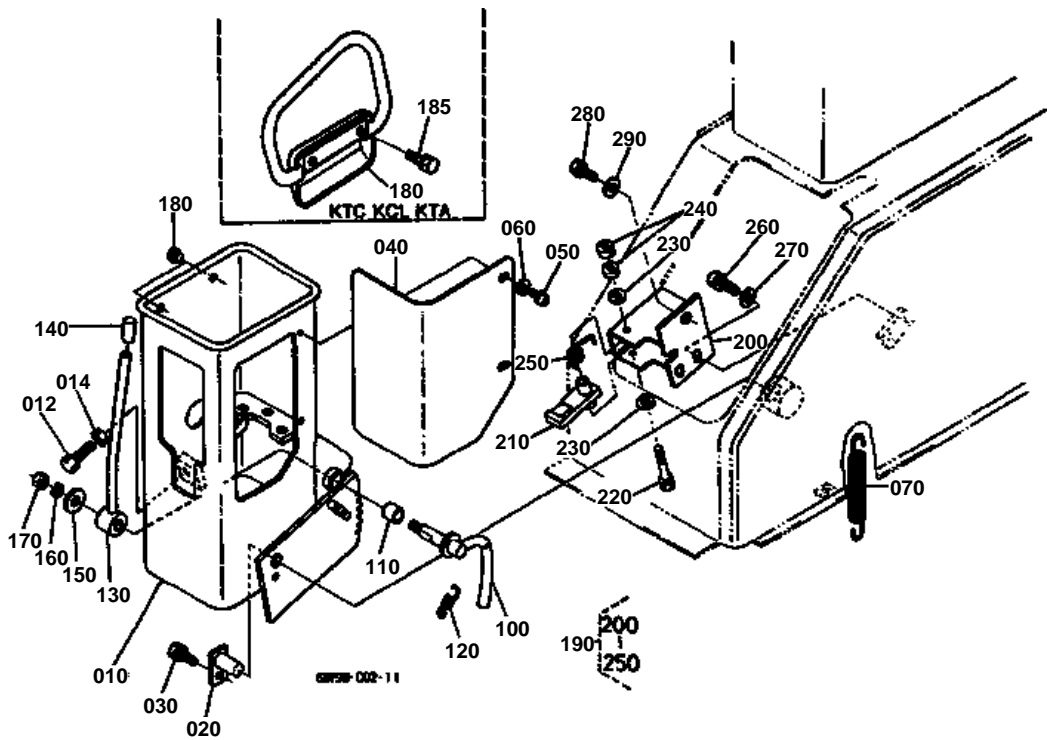


**CONTROL LEVER (LEVER LH-2)**

↔ Interchangeable; ≠ not interchangeable; ← new for old; → old for new

REF.No	Part No.	Description	Q'ty	S.No.	I/C	REMARKS	Weight (kgf)	Weight (lb)
010	68191-65610	PIN JOINT	2				0.001	0.0022
020	05525-50500	PIN SNAP	2				0	0
030	68191-65620	ADAPTER	1				0.13	0.286
040	68191-65630	ADAPTER	1				0.13	0.286
050	01155-60870	BOLT	2				0.03	0.066
060	04013-60080	WASHER PLAIN	2				0.002	0.0044
070	04512-60080	WASHER SPRING	2				0.002	0.0044
080	02114-60080	NUT	2				0.002	0.0044
090	68731-65250	JOINT	1				0.067	0.1474
100	68731-65240	NUT	1				0.01	0.022
110	68311-65910	ROD	1				0.11	0.242
120	68551-33250	JOINT	1				0.067	0.1474
130	02114-60100	NUT	1				0.008	0.0176
140	68311-65920	LEVER	1				0.39	0.858
150	04011-50160	WASHER PLAIN	1				0	0
160	05511-50425	PIN SPLIT	1				0.003	0.0066
170	68311-65930	BOLT ADJUSTING	1				0.11	0.242
180	68311-65940	NUT	1				0.13	0.286
190	68311-65090	BOLT	2				0.03	0.066
200	02116-60100	NUT	2				0.004	0.0088
210	68311-65230	JOINT UNIVERSAL	2				0.06	0.132
220	02114-60080	NUT	2				0.002	0.0044
230	04512-60080	WASHER SPRING	2				0.002	0.0044
240	68391-65560	CABLE	1				0.89	1.958
250	68311-44190	COVER	1				0.01	0.022
260	68331-52480	CLAMP CORD	1	≤11080			0.003	0.0066
260	55311-41260	BAND CORD	1	≥11081	↔		0.007	0.0154

CONTROL LEVER (BOX RH)

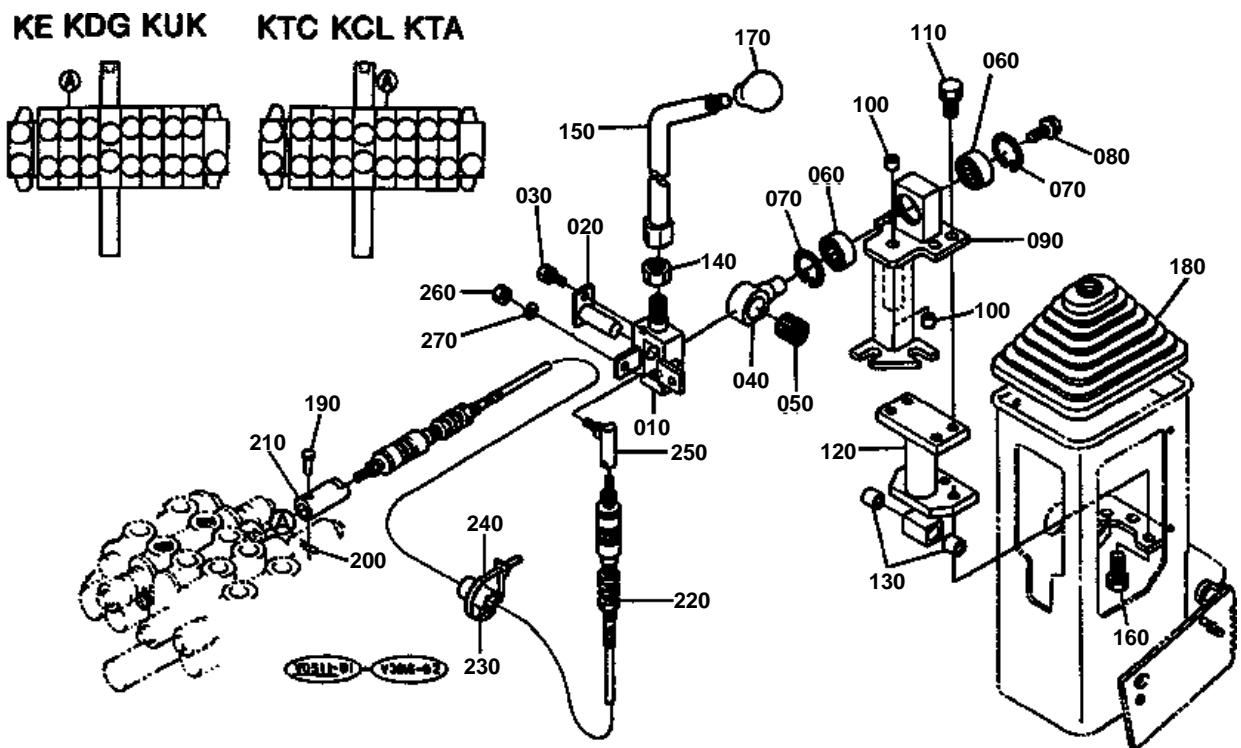


**CONTROL LEVER (BOX RH)**

↔ Interchangeable; ≠ not interchangeable; ← new for old; → old for new

REF.No	Part No.	Description	Q'ty	S.No.	I/C	REMARKS	Weight (kgf)	Weight (lb)
010	68198-44410	BOX RH	1			KE KDG KUK	4	8.8
010	68311-44413	BOX RH	1			KTC KCL KTA	3.72	8.184
012	01155-60835	BOLT	1			KE KDG KUK	0.015	0.033
014	02112-60080	NUT	1			KE KDG KUK	0.005	0.011
020	68311-44240	PIN	2				0.07	0.154
030	01123-60816	BOLT	2				0.01	0.022
040	68311-44440	COVER RH	1				0.42	0.924
050	03004-60612	SCREW WITH WASHER	2				0.005	0.011
060	04013-60060	WASHER PLAIN	2				0.001	0.0022
070	68311-44260	SPRING	1				0.06	0.132
080	99999-99999	BLANK	0				0	0
090	99999-99999	BLANK	0				0	0
100	68311-44422	LEVER TILT RH	1				0.19	0.418
110	08511-01420	BUSH	1				0.007	0.0154
120	68311-44270	SPRING	1				0.01	0.022
130	68311-44280	LEVER TILT	1				0.18	0.396
140	68311-44290	CAP	1				0.01	0.022
150	04013-60100	WASHER PLAIN	1				0.003	0.0066
160	04512-60100	WASHER SPRING	1				0.002	0.0044
170	02118-60100	NUT	1				0.006	0.0132
180	90545-11340	PLUG	2			KE KDG KUK	0.002	0.0044
180	68198-44480	RAIL HAND RH	1			KTC KCL KTA	0.068	0.1496
185	01123-60816	BOLT	2			KTC KCL KTA	0.01	0.022
190	68311-44400	ASSY BRACKET RH	1				0.75	1.65
200	68311-44343	BRACKET RH	1				0.6	1.32
210	68311-44320	LEVER LOCK	1				0.11	0.242
220	68311-44380	BOLT	1				0.03	0.066
230	04013-60080	WASHER PLAIN	2				0.002	0.0044
240	02114-60080	NUT	2				0.002	0.0044
250	68311-44430	SPRING	1				0.005	0.011
260	01133-61016	BOLT	2				0.018	0.0396
270	04013-60100	WASHER PLAIN	2				0.003	0.0066
280	01133-61016	BOLT	1				0.018	0.0396
290	04015-60100	WASHER PLAIN	1				0.015	0.033

CONTROL LEVER (LEVER RH-1)

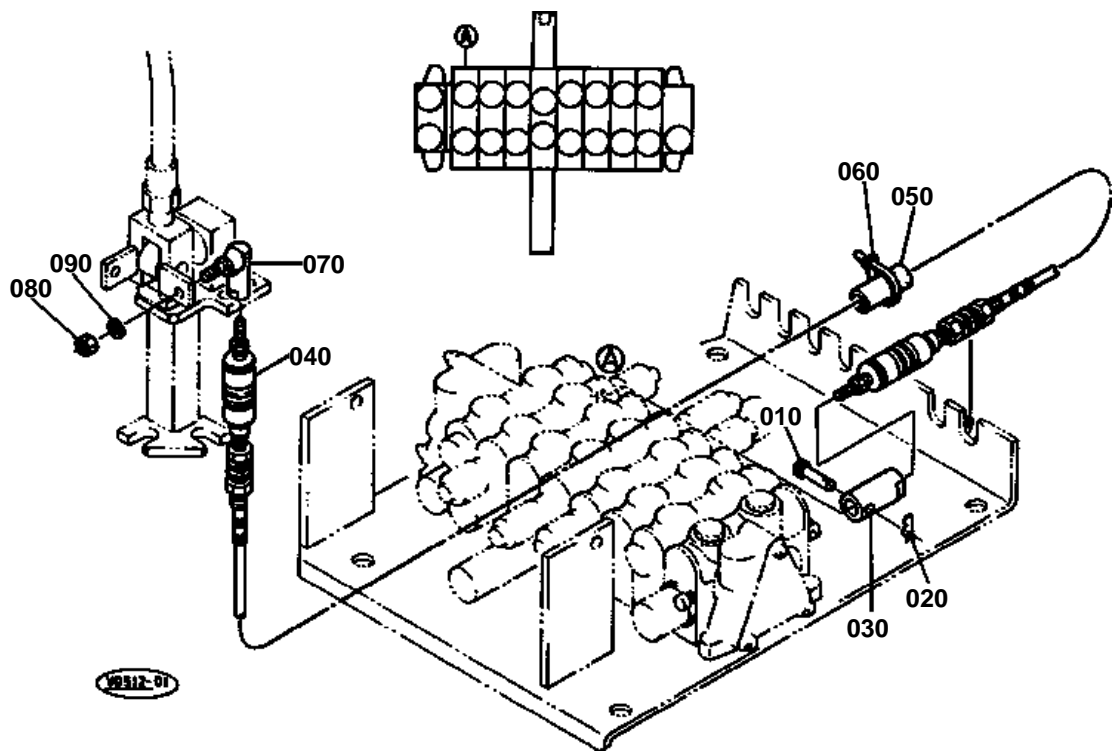


**CONTROL LEVER (LEVER RH-1)**

↔ Interchangeable; ≠ not interchangeable; ← new for old; → old for new

REF.No	Part No.	Description	Q'ty	S.No.	I/C	REMARKS	Weight (kgf)	Weight (lb)
010	68311-65440	LEVER RH	1				0.4	0.88
020	68311-65250	PIN	1				0.1	0.22
030	01023-60612	BOLT	1				0.008	0.0176
040	68311-65260	PIN	1				0.14	0.308
050	68748-65550	BEARING NEEDLE	1				0.03	0.066
060	08141-06002	BEARING BALL	2				0.029	0.0638
070	04611-00320	CIR CLIP INTERNAL	2				0.002	0.0044
080	01125-60816	BOLT	1				0.01	0.022
090	68311-65450	BRACKET RH	1				0.7	1.54
100	08511-01010	BUSH	2				0.003	0.0066
110	01133-61016	BOLT	4				0.018	0.0396
120	68311-65480	BRACKET RH	1				0.8	1.76
130	08511-01410	BUSH	2				0.005	0.011
140	02174-60160	NUT	1				0.02	0.044
150	68198-65460	LEVER RH	1				0.36	0.792
160	01133-61016	BOLT	3				0.018	0.0396
170	68541-65280	GRIP	1				0	0
180	68311-65350	BELLOWS	1				0.2	0.44
190	68161-65362	PIN JOINT	1				0.001	0.0022
200	05525-50500	PIN SNAP	2				0	0
210	68191-65210	ADAPTER	1				0.1	0.22
220	68311-65560	CABLE	1				0.9	1.98
230	68311-44190	COVER	1				0.01	0.022
240	68331-52480	CLAMP CORD	1	≤11080			0.003	0.0066
240	55311-41260	BAND CORD	1	≥11081	↔		0.007	0.0154
250	68311-65230	JOINT UNIVERSAL	1				0.06	0.132
260	02114-60080	NUT	1				0.002	0.0044
270	04512-60080	WASHER SPRING	1				0.002	0.0044

CONTROL LEVER (LEVER RH-2)

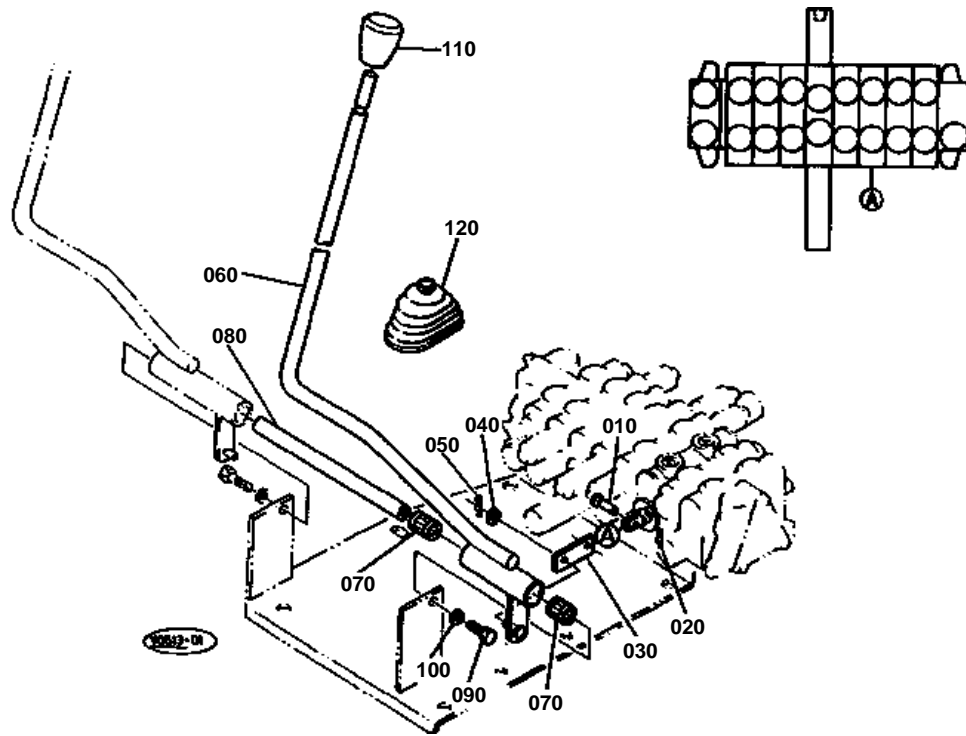


**CONTROL LEVER (LEVER RH-2)**

↔ Interchangeable; ≠ not interchangeable; ← new for old; → old for new

REF.No	Part No.	Description	Q'ty	S.No.	I/C	REMARKS	Weight (kgf)	Weight (lb)
010	68161-65362	PIN JOINT	1				0.001	0.0022
020	05525-50500	PIN SNAP	1				0	0
030	68191-65210	ADAPTER	1				0.1	0.22
040	68311-65560	CABLE	1				0.9	1.98
050	68311-44190	COVER	1				0.01	0.022
060	68331-52480	CLAMP CORD	1	≤11080			0.003	0.0066
060	55311-41260	BAND CORD	1	≥11081	↔		0.007	0.0154
070	68311-65230	JOINT UNIVERSAL	1				0.06	0.132
080	02114-60080	NUT	1				0.002	0.0044
090	04512-60080	WASHER SPRING	1				0.002	0.0044

CONTROL LEVER (TRAVEL LH)





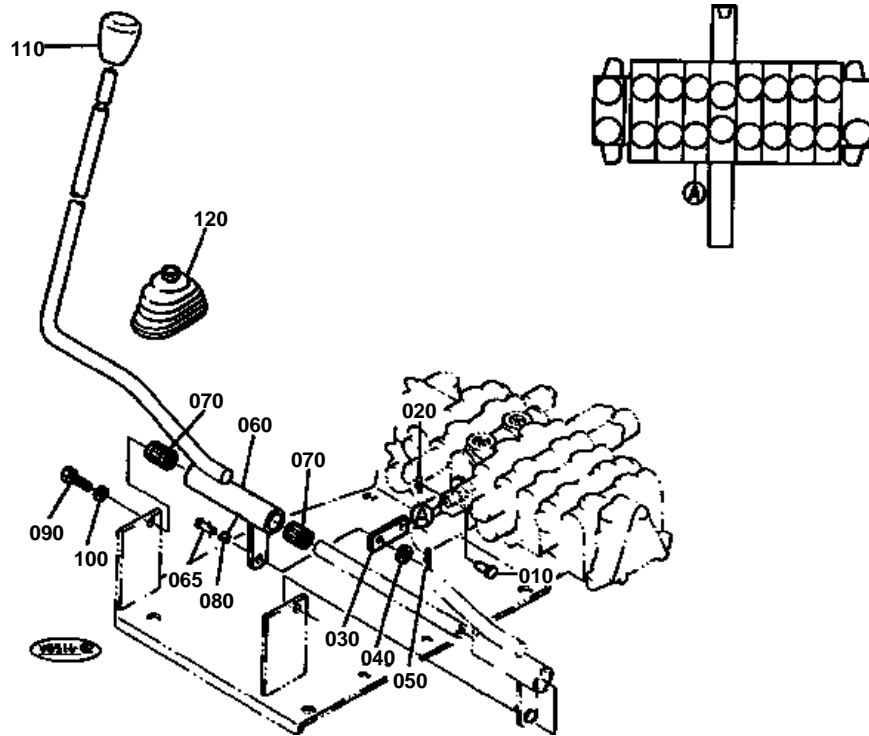


## CONTROL LEVER (TRAVEL LH)

↔ Interchangeable; ≠ not interchangeable; ← new for old; → old for new

REF.No	Part No.	Description	Q'ty	S.No.	I/C	REMARKS	Weight (kgf)	Weight (lb)
010	68191-65220	PIN JOINT	1				0.003	0.0066
020	05525-50500	PIN SNAP	1				0	0
030	68191-65520	PLATE	1				0.03	0.066
040	04013-60100	WASHER PLAIN	1				0.003	0.0066
050	05525-51000	PIN SNAP	1				0	0
060	68198-65572	LEVER TRAVEL LH	1				1.5	3.3
070	68741-65360	BEARING NEEDLE	2				0.02	0.044
080	68191-65550	PIN	1				0.44	0.968
090	01176-61025	BOLT	1				0.02	0.044
100	04512-60100	WASHER SPRING	1				0.002	0.0044
110	59470-17850	GRIP	1				0.062	0.1364
120	68161-65162	RUBBER BELLOWS	1				0.062	0.1364

CONTROL LEVER (TRAVEL RH)



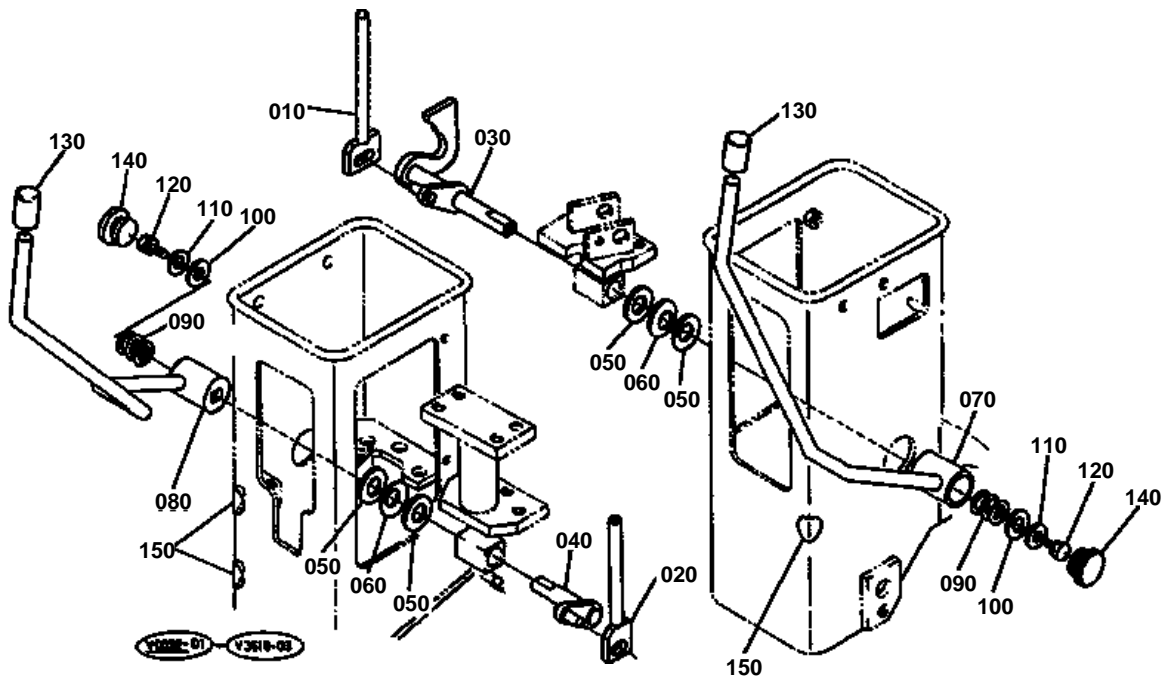


## CONTROL LEVER (TRAVEL RH)

↔ Interchangeable; ≠ not interchangeable; ← new for old; → old for new

REF.No	Part No.	Description	Q'ty	S.No.	I/C	REMARKS	Weight (kgf)	Weight (lb)
010	68191-65220	PIN JOINT	1				0.003	0.0066
020	05525-50500	PIN SNAP	1				0	0
030	68191-65520	PLATE	1				0.03	0.066
040	04013-60100	WASHER PLAIN	1				0.003	0.0066
050	05525-51000	PIN SNAP	1				0	0
060	68198-65582	LEVER TRAVEL RH	1				1.5	3.3
065	05122-51020	PIN JOINT	1				0	0
070	68741-65360	BEARING NEEDLE	2				0.02	0.044
080	68741-65430	CAP	1				0.001	0.0022
090	01176-61025	BOLT	1				0.02	0.044
100	04512-60100	WASHER SPRING	1				0.002	0.0044
110	59470-17850	GRIP	1				0.062	0.1364
120	68161-65162	RUBBER BELLOWS	1				0.062	0.1364

CONTROL LEVER (SAFETY LOCK LEVER)



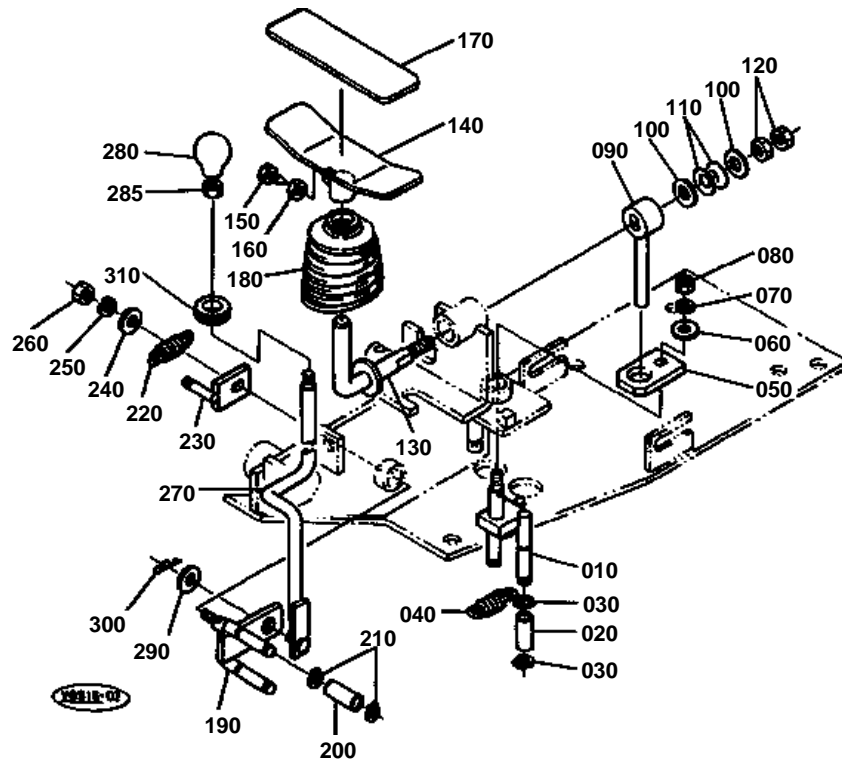


## CONTROL LEVER (SAFETY LOCK LEVER)

↔ Interchangeable; ≠ not interchangeable; ← new for old; → old for new

REF.No	Part No.	Description	Q'ty	S.No.	I/C	REMARKS	Weight (kgf)	Weight (lb)
010	68198-65840	PIN LOCK LH	1				0.095	0.209
020	68311-65850	PIN LOCK RH	1				0.1	0.22
030	68311-65860	LEVER LOCK LH	1				0.28	0.616
040	68311-65870	LEVER LOCK RH	1				0.11	0.242
050	04013-60140	WASHER PLAIN	4				0.01	0.022
060	68241-35190	SPRING PLATE	2				0.003	0.0066
070	68198-65880	LEVER LOCK LH	1				0.53	1.166
080	68198-65890	LEVER LOCK RH	1				0.49	1.078
090	68311-65820	SPRING	2				0.02	0.044
100	04013-60100	WASHER PLAIN	2				0.003	0.0066
110	04013-60080	WASHER PLAIN	2				0.002	0.0044
120	01123-60814	BOLT	2				0.01	0.022
130	37300-24560	GRIP LEVER	2				0.02	0.044
140	68311-65180	PLUG	2				0.005	0.011
150	68198-57310	LABEL	3	>=10847			0	0

CONTROL PEDAL (SWIVEL/SWING CHANGE)

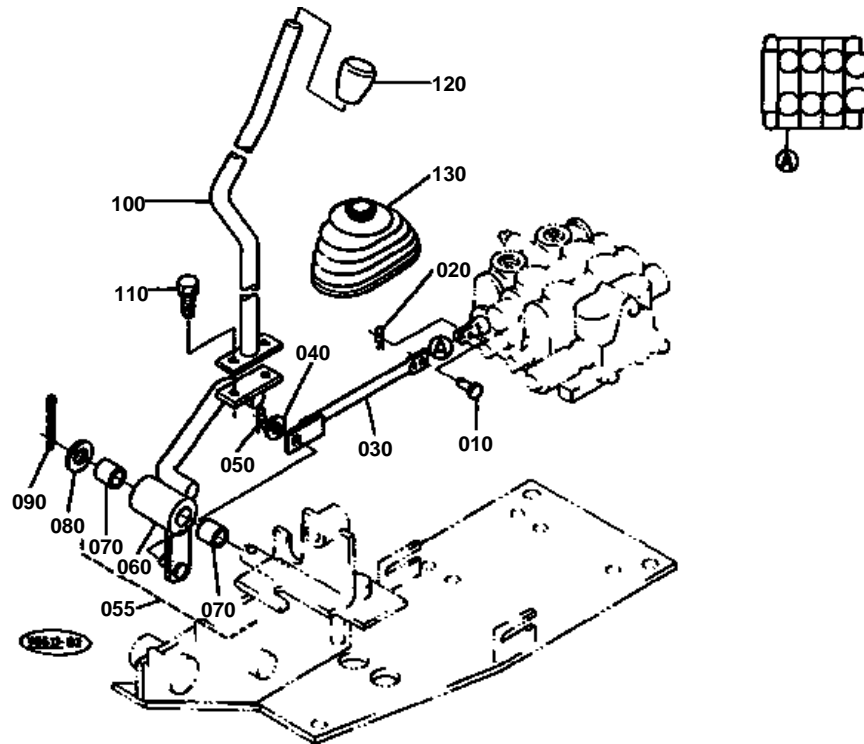


**CONTROL PEDAL (SWIVEL/SWING CHANGE)**

↔ Interchangeable; ≠ not interchangeable; ← new for old; → old for new

REF.No	Part No.	Description	Q'ty	S.No.	I/C	REMARKS	Weight (kgf)	Weight (lb)
010	68311-65640	LEVER CHANGE	1				0.18	0.396
020	68311-65650	COLLAR	2				0.02	0.044
030	04612-00100	CIR CLIP EXTERNAL	4				0.001	0.0022
040	68311-65660	SPRING	1				0.015	0.033
050	68311-65670	LEVER CHANGE	1				0.05	0.11
060	04013-60080	WASHER PLAIN	1				0.002	0.0044
070	04512-60080	WASHER SPRING	1				0.002	0.0044
080	02114-60080	NUT	1				0.002	0.0044
090	68191-65680	LEVER CHANGE	1				0.09	0.198
100	04013-60100	WASHER PLAIN	2				0.003	0.0066
110	68721-65740	SPRING PLATE	1				0.002	0.0044
120	02118-60100	NUT	2				0.006	0.0132
130	68191-65690	LEVER CHANGE	1				0.18	0.396
140	68198-65720	PEDAL CHANGE	1				0.262	0.5764
150	65072-42140	BOLT SET	1				0.012	0.0264
160	02114-60080	NUT	1				0.002	0.0044
170	68311-65730	STOPPER	1				0.03	0.066
180	68191-65970	BELLOWS	1				0.03	0.066
190	68311-65952	LEVER CHANGE	1				0.17	0.374
200	68311-65650	COLLAR	2				0.02	0.044
210	04612-00100	CIR CLIP EXTERNAL	4				0.001	0.0022
220	68311-65660	SPRING	1				0.015	0.033
230	68311-65960	LEVER CHANGE	1				0.05	0.11
240	04013-60080	WASHER PLAIN	1				0.002	0.0044
250	04512-60080	WASHER SPRING	1				0.002	0.0044
260	02114-60080	NUT	1				0.002	0.0044
270	68198-65980	LEVER CHANGE	1				0.2	0.44
280	31351-24130	GRIP LEVER	1				0.03	0.066
285	02116-60100	NUT	1				0.004	0.0088
290	04013-60080	WASHER PLAIN	1				0.002	0.0044
300	05525-50800	PIN SNAP	1				0.001	0.0022
310	53227-73230	GROMMET CORD	1				0.003	0.0066

# CONTROL LEVER (BLADE)





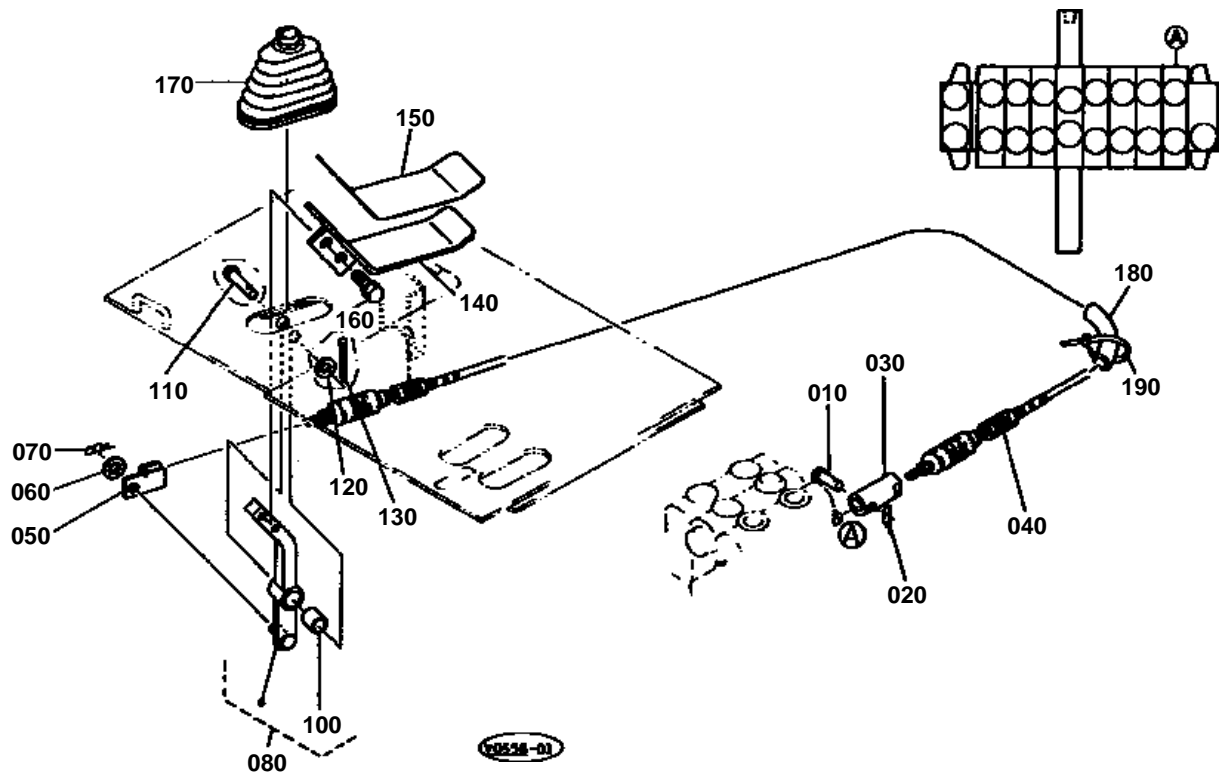


## CONTROL LEVER (BLADE)

↔ Interchangeable; ≠ not interchangeable; ← new for old; → old for new

REF.No	Part No.	Description	Q'ty	S.No.	I/C	REMARKS	Weight (kgf)	Weight (lb)
010	68191-65220	PIN JOINT	1				0.003	0.0066
020	05525-50500	PIN SNAP	1				0	0
030	68191-65770	ROD	1				0.1	0.22
040	04013-60100	WASHER PLAIN	1				0.003	0.0066
050	05525-51000	PIN SNAP	1				0	0
055	68191-65760	ASSY LEVER DOZER	1				0.6	1.32
060	68191-65780	LEVER DOZER	1				0.94	2.068
070	08511-01615	BUSH	2				0.01	0.022
080	04011-50160	WASHER PLAIN	1				0	0
090	05511-50425	PIN SPLIT	1				0.003	0.0066
100	68198-65790	LEVER DOZER	1				0.94	2.068
110	01123-60816	BOLT	2				0.01	0.022
120	59470-17850	GRIP	1				0.062	0.1364
130	68741-65580	RUBBER BELLOWS	1				0.7	1.54

CONTROL LEVER (S/P)

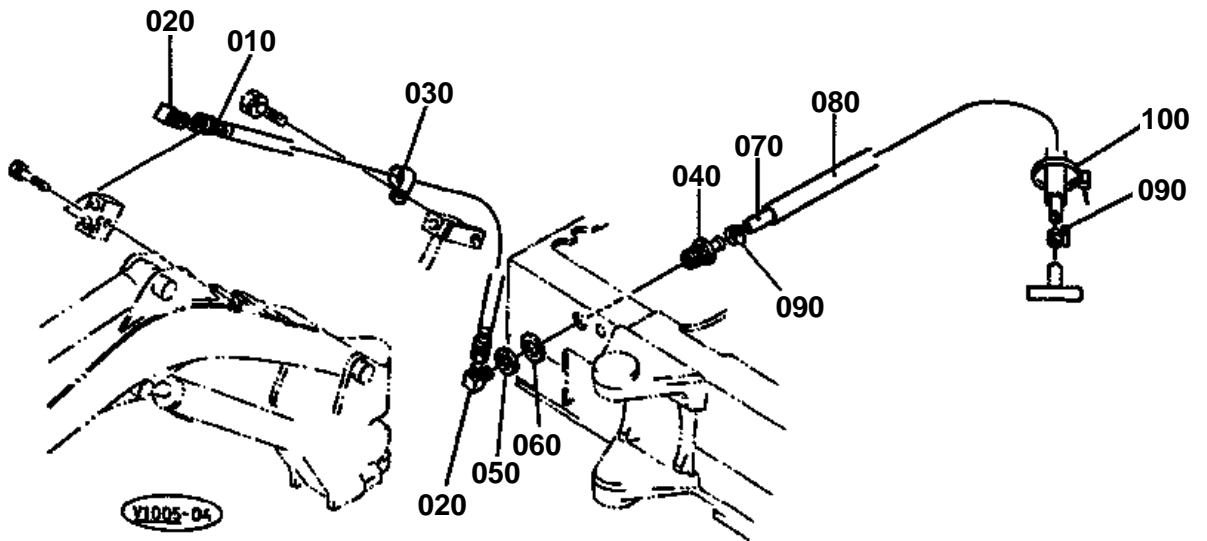


**CONTROL LEVER (S/P)**

↔ Interchangeable; ≠ not interchangeable; ← new for old; → old for new

REF.No	Part No.	Description	Q'ty	S.No.	I/C	REMARKS	Weight (kgf)	Weight (lb)
010	68161-65362	PIN JOINT	1				0.001	0.0022
020	05525-50500	PIN SNAP	1				0	0
030	68191-65210	ADAPTER	1				0.1	0.22
040	68311-65560	CABLE	1				0.9	1.98
050	68151-65750	ADAPTER	1				0.04	0.088
060	04013-60100	WASHER PLAIN	1				0.003	0.0066
070	05525-51000	PIN SNAP	1				0	0
080	68198-92100	ASSY LEVER	1				0.035	0.077
090	99999-99999	BLANK	0				0	0
100	08511-01220	BUSH	1				0.004	0.0088
110	05122-51245	PIN JOINT	1				0	0
120	04013-60120	WASHER PLAIN	1				0.01	0.022
130	05511-50425	PIN SPLIT	1				0.003	0.0066
140	68318-92180	PEDAL	1	≤11080			0.71	1.562
140	68318-92182	PEDAL	1	≥11081	←		0	0
150	68311-92192	STOPPER	1	≤11080			0.02	0.044
150	68311-92170	STOPPER	1	≥11081	←		0.015	0.033
160	01123-60820	BOLT	2				0.015	0.033
170	68161-65162	RUBBER BELLOWS	1				0.062	0.1364
180	68311-44190	COVER	1				0.01	0.022
190	68331-52480	CLAMP CORD	1	≤11080			0.003	0.0066
190	55311-41260	BAND CORD	1	≥11081	↔		0.007	0.0154

OIL PIPING (THIRD LINE)

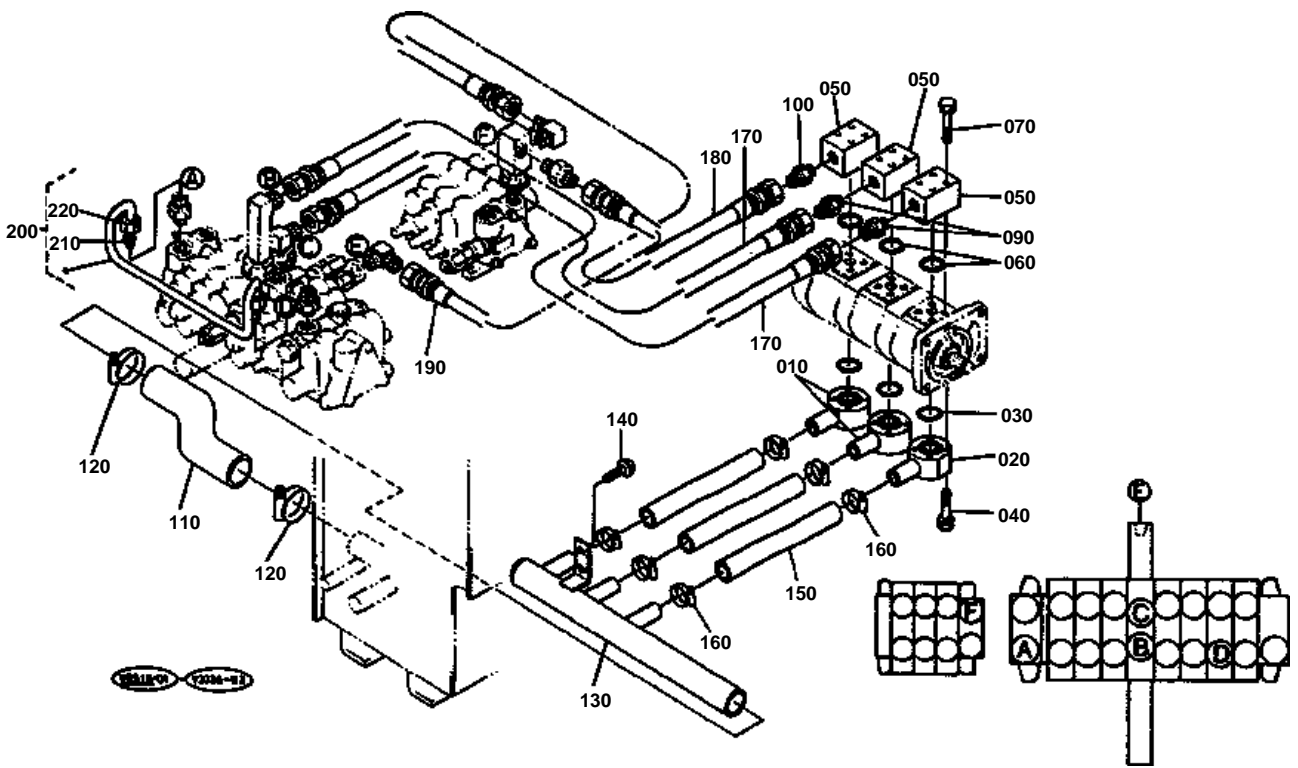


**OIL PIPING (THIRD LINE)**

↔ Interchangeable; ≠ not interchangeable; ← new for old; → old for new

REF.No	Part No.	Description	Q'ty	S.No.	I/C	REMARKS	Weight (kgf)	Weight (lb)
010	68198-93610	HOSE	1				0.6	1.32
020	68841-64130	ADAPTER	2				0.15	0.33
030	90038-11170	CLAMP	1				0.025	0.055
040	68311-93680	ADAPTER	1				0.18	0.396
050	68311-93690	NUT	1				0.05	0.11
060	04011-50280	WASHER PLAIN	1				0	0
070	68198-93530	HOSE	1				0.26	0.572
080	68198-93540	TUBE	1				0.22	0.484
090	09318-89024	CLAMP HOSE	2	≤11080			0.02	0.044
090	68311-72810	HOSE CLAMP(-)	2	≥11081	≠		0.02	0.044
100	55311-41260	BAND CORD	1				0.007	0.0154

OIL PIPING (SUCTION DELIVERY)

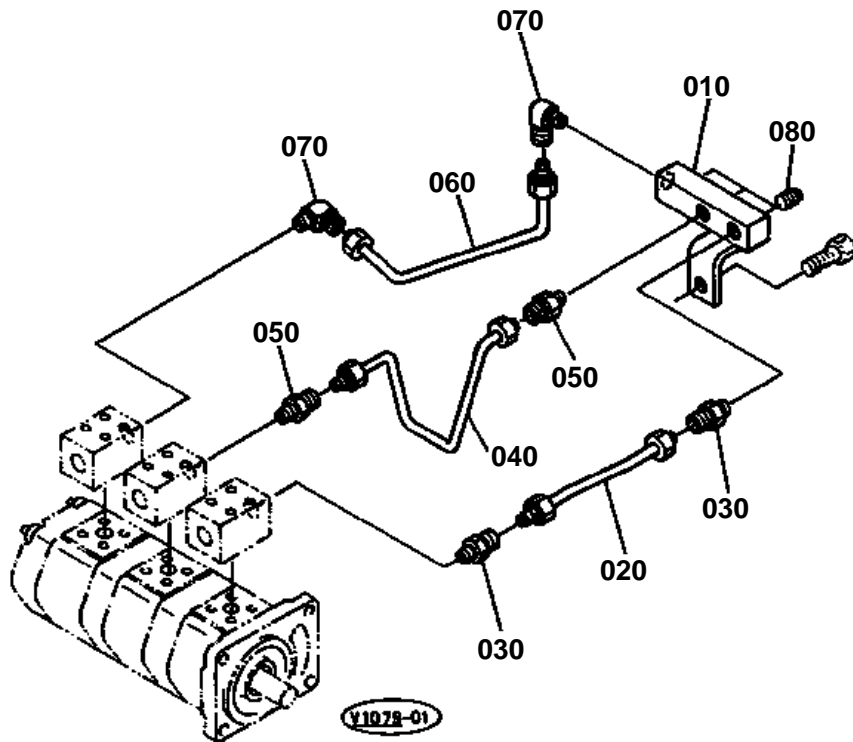


**OIL PIPING (SUCTION DELIVERY)**

↔ Interchangeable; ≠ not interchangeable; ← new for old; → old for new

REF.No	Part No.	Description	Q'ty	S.No.	I/C	REMARKS	Weight (kgf)	Weight (lb)
010	68191-63180	FLANGE SUCTION	2				0.49	1.078
020	68191-63190	FLANGE SUCTION	1				0.48	1.056
030	04811-00220	O RING	3				0	0
040	01023-60640	BOLT	12				0.015	0.033
050	68191-63210	FLANGE	3				0.57	1.254
060	04810-00200	O RING	3				0	0
070	01023-60650	BOLT	12				0.015	0.033
080	99999-99999	BLANK	0				0	0
090	68131-61730	ADAPTER	2				0	0
100	68331-63140	ELBOW ADAPTER	1				0.07	0.154
110	68191-63112	HOSE SUCTION	1				0.26	0.572
120	09318-89047	CLAMP HOSE	4	≤11080			0.04	0.088
120	68311-72830	HOSE CLAMP(-)	4	≥11081	≠		0.03	0.066
120	68311-72830	HOSE CLAMP(-)	2	≥11590			0.03	0.066
130	68191-63123	PIPE SUCTION	1				1.4	3.08
140	01135-61020	BOLT	2				0.015	0.033
150	68191-63130	HOSE SUCTION	3				0.1	0.22
160	09318-89030	CLAMP HOSE	12	≤11080			0.023	0.0506
160	68311-72820	HOSE CLAMP(-)	12	≥11081	≠		0.03	0.066
160	68311-72820	HOSE CLAMP(-)	6	≥11590			0.03	0.066
170	68191-63230	HOSE	2				0.71	1.562
180	68191-63250	HOSE	1				0.38	0.836
190	68191-63260	HOSE	1				0.2	0.44
200	68191-63580	PIPE HYDRAULIC	1				0.21	0.462
210	68221-68350	SLEEVE	2				0.001	0.0022
220	68221-68340	NUT	2				0.018	0.0396

OIL PIPING (HYDRAULIC PORT)



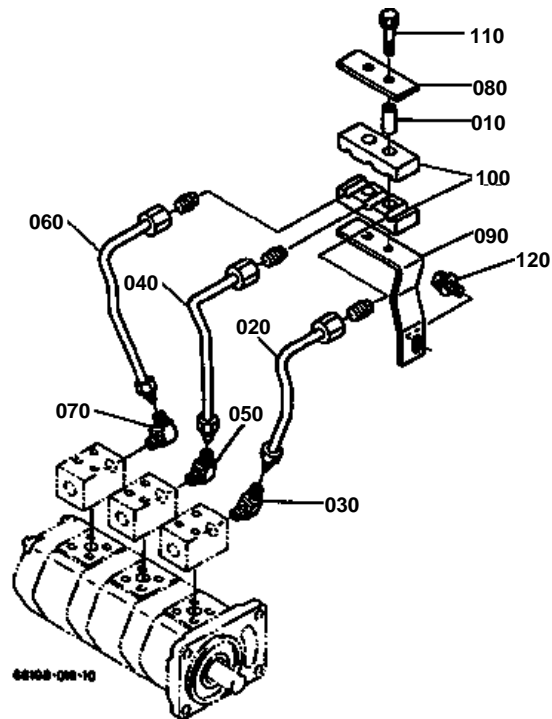




**OIL PIPING (HYDRAULIC PORT)**  
S.No.;<=12327

↔ Interchangeable; ≠ not interchangeable; ← new for old; → old for new

REF.No	Part No.	Description	Q'ty	S.No.	I/C	REMARKS	Weight (kgf)	Weight (lb)
010	68198-63140	PORT HYDRAULIC	1				0.59	1.298
020	68198-63150	PIPE	1				0.08	0.176
030	68811-68920	BODY	2				0	0
040	68198-63160	PIPE	1				0.1	0.22
050	68811-68920	BODY	2				0	0
060	68198-63170	PIPE	1				0.085	0.187
070	68331-62680	BODY	2				0.05	0.11
080	06312-10020	PLUG	3				0.016	0.0352

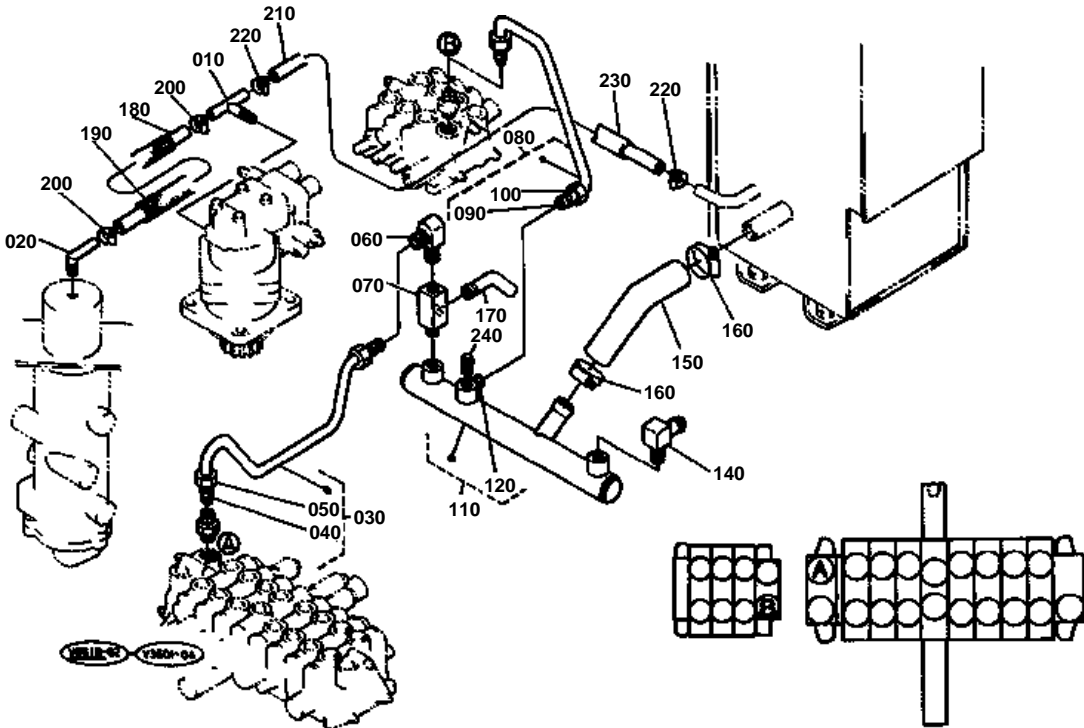




**OIL PIPING (HYDRAULIC PORT)**  
S.No.;>=12328

↔ Interchangeable; ≠ not interchangeable; ← new for old; → old for new

REF.No	Part No.	Description	Q'ty	S.No.	I/C	REMARKS	Weight (kgf)	Weight (lb)
010	68198-63190	COLLAR	2				0.018	0.0396
020	68198-63152	PIPE	1				0.12	0.264
030	68331-62680	BODY	1				0.05	0.11
040	68198-63162	PIPE	1				0.132	0.2904
050	68331-62680	BODY	1				0.05	0.11
060	68198-63172	PIPE	1				0.12	0.264
070	68331-62680	BODY	1				0.05	0.11
080	68198-63110	BRACKET	1				0.12	0.264
090	68198-63120	BRACKET	1				0.28	0.616
100	68198-63130	RUBBER COUSHION	2				0.042	0.0924
110	01123-60845	BOLT	2				0.02	0.044
120	01135-61020	BOLT	1				0.015	0.033

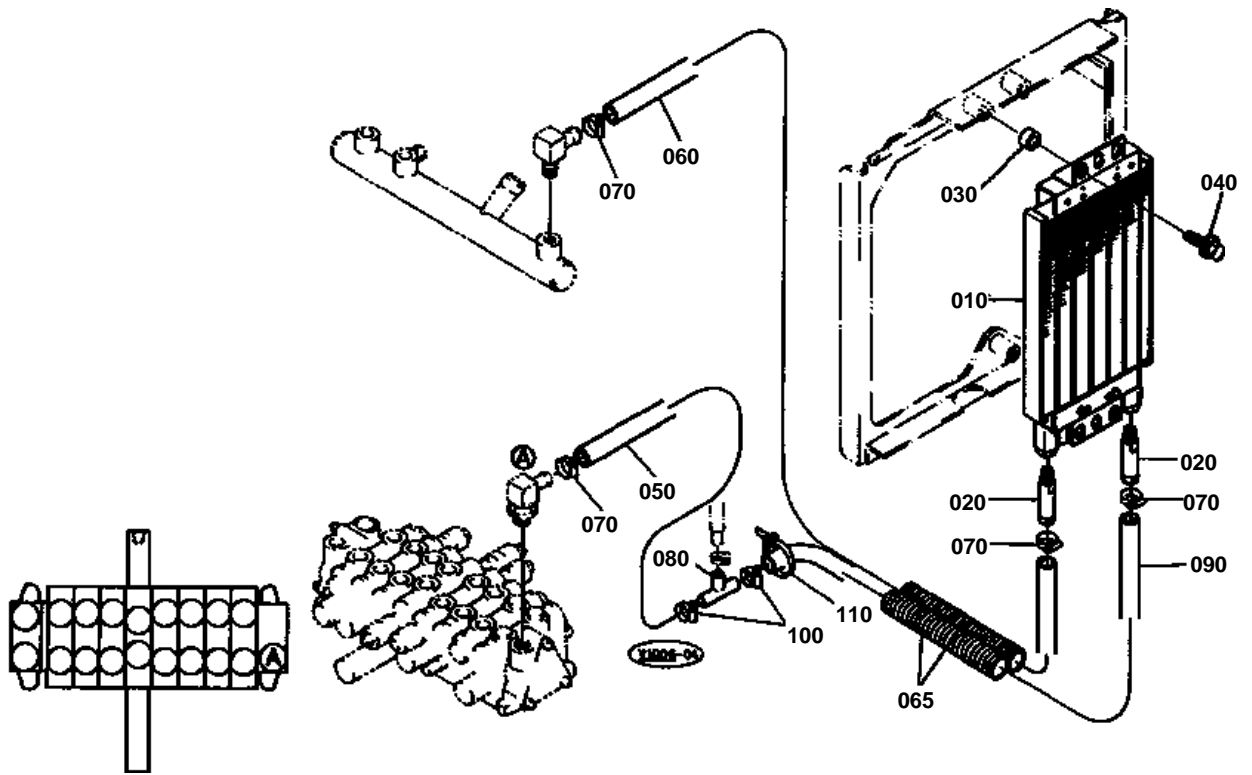




## OIL PIPING (RETURN C/V TANK) EXCEPT [KTA]

↔ Interchangeable; ≠ not interchangeable; ← new for old; → old for new

REF.No	Part No.	Description	Q'ty	S.No.	I/C	REMARKS	Weight (kgf)	Weight (lb)
010	68171-63550	TEE ADAPTER	1				0	0
020	68721-64590	ADAPTER	1				0.04	0.088
030	68191-63320	PIPE HYDRAULIC	1				0.23	0.506
040	68741-68480	SLEEVE	2				0	0
050	68741-68460	NUT	2				0	0
060	68131-63170	ELBOW BODY	1				0	0
070	68191-64262	JOINT PIPE(TT/-T/)	1				0.21	0.462
080	68191-63332	PIPE HYDRAULIC	1	<=10898			0	0
080	68191-63333	PIPE HYDRAULIC	1	>=10899	←		0.2	0.44
090	68741-68480	SLEEVE	2				0	0
100	68741-68460	NUT	2				0	0
110	68191-63340	PIPE RETURN	1				1.22	2.684
120	68741-68410	BODY	1				0	0
130	99999-99999	BLANK	0				0	0
140	68191-64280	JOINT PIPE(LT/-)	1				0.1	0.22
150	68191-63350	HOSE RETURN	1				0.1	0.22
160	09318-89033	CLAMP HOSE	4	<=11080			0.03	0.066
160	68311-72820	HOSE CLAMP(-)	4	>=11081	≠		0.03	0.066
160	68311-72820	HOSE CLAMP(-)	2	>=11590			0.03	0.066
170	68741-64560	JOINT BREATHER PIPE	1				0	0
180	68151-63420	TUBE RETURN	1				0.1	0.22
190	68191-63440	TUBE	1				0.001	0.0022
200	09318-89020	CLAMP HOSE	2	<=11080			0.02	0.044
200	68311-72810	HOSE CLAMP(-)	2	>=11081	≠		0.02	0.044
210	68151-63430	TUBE RETURN	1				0.115	0.253
220	09318-89020	CLAMP HOSE	2	<=11080			0.02	0.044
220	68311-72810	HOSE CLAMP(-)	2	>=11081	≠		0.02	0.044
230	68191-63450	TUBE	1				0.06	0.132
240	06312-10040	PLUG	1				0.04	0.088

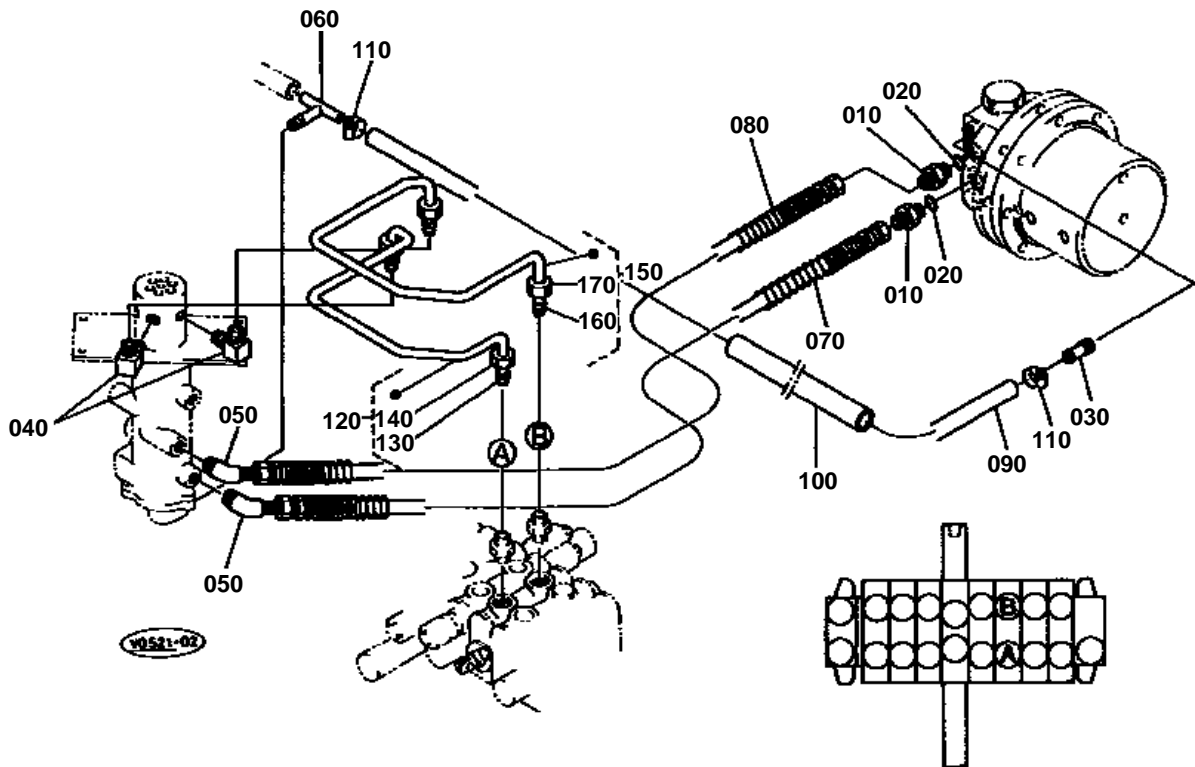


**OIL PIPING (OIL COOLER) EXCEPT [KTA]**

↔ Interchangeable; ≠ not interchangeable; ← new for old; → old for new

REF.No	Part No.	Description	Q'ty	S.No.	I/C	REMARKS	Weight (kgf)	Weight (lb)
010	68191-93510	COOLER OIL	1				0.85	1.87
020	68191-93730	ADAPTER	2				0.05	0.11
030	68191-93720	COLLAR	3				0	0
040	01125-60816	BOLT	3				0.01	0.022
050	68671-63670	HOSE	1				0.12	0.264
060	68191-63380	HOSE	1				0.2	0.44
065	68721-64630	TUBE SPIRAL	2				0.02	0.044
070	09318-89024	CLAMP HOSE	4	≤11080			0.02	0.044
070	68311-72810	HOSE CLAMP(-)	4	≥11081	≠		0.02	0.044
080	68198-93520	JOINT PIPE(T)	1				0.07	0.154
090	69371-65280	HOSE RETURN	1				0.12	0.264
100	09318-89024	CLAMP HOSE	2	≤11080			0.02	0.044
100	68311-72810	HOSE CLAMP(-)	2	≥11081	≠		0.02	0.044
110	55311-41260	BAND CORD	1				0.007	0.0154

OIL PIPING (TRAVEL LH)



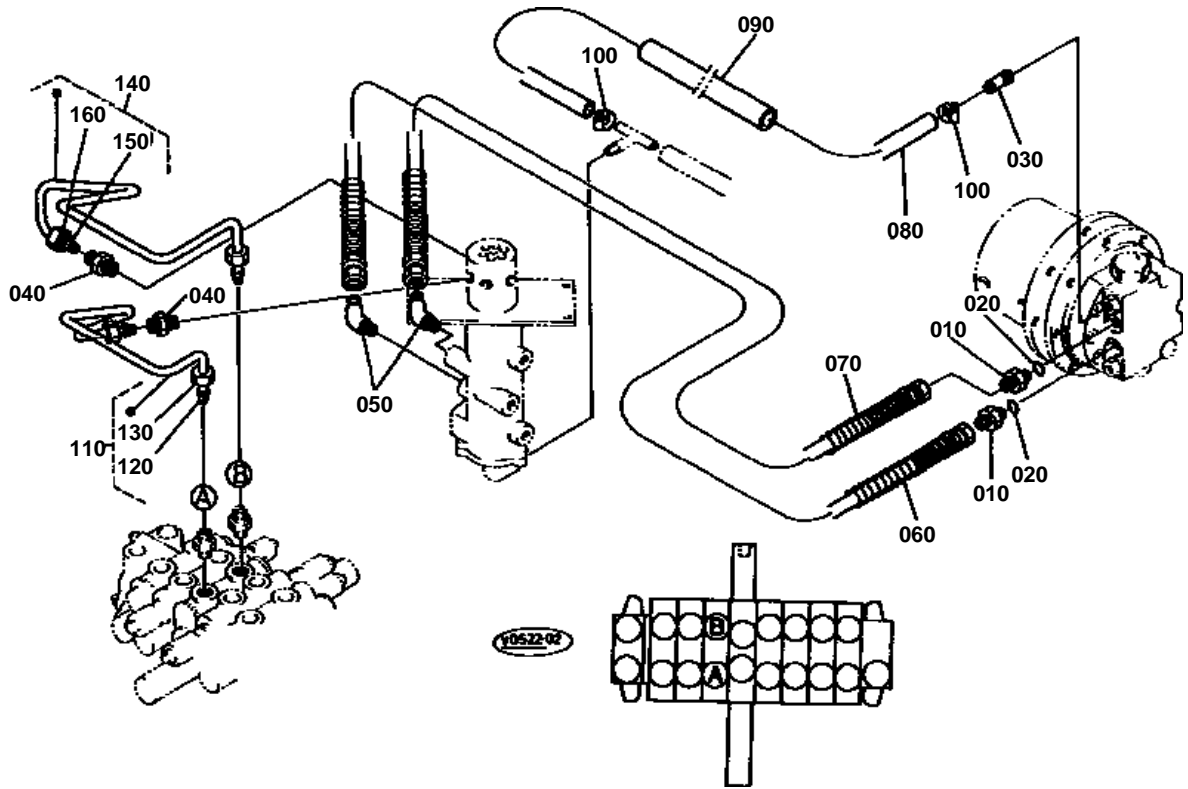


**OIL PIPING (TRAVEL LH)**

↔ Interchangeable; ≠ not interchangeable; ← new for old; → old for new

REF.No	Part No.	Description	Q'ty	S.No.	I/C	REMARKS	Weight (kgf)	Weight (lb)
010	68499-83730	ADAPTER	2				0	0
020	04810-00110	O RING	2				0	0
030	68311-61890	JOINT PIPE(ST/-)	1				0.02	0.044
040	68221-68330	BODY	2				0	0
050	68171-76440	ADAPTER	2				0.03	0.066
060	68191-64590	JOINT PIPE(TT/-)	1				0.05	0.11
070	68191-63710	HOSE	1				0.45	0.99
080	68191-63750	HOSE	1				0.45	0.99
090	68191-63720	HOSE	1				0.15	0.33
100	68191-63730	TUBE	1				0.02	0.044
110	09318-89024	CLAMP HOSE	2	≤11080			0.02	0.044
110	68311-72810	HOSE CLAMP(-)	2	≥11081	≠		0.02	0.044
120	68191-63840	PIPE HYDRAULIC	1				0.23	0.506
130	68221-68350	SLEEVE	2				0.001	0.0022
140	68221-68340	NUT	2				0.018	0.0396
150	68191-63850	PIPE HYDRAULIC	1				0.26	0.572
160	68221-68350	SLEEVE	2				0.001	0.0022
170	68221-68340	NUT	2				0.018	0.0396

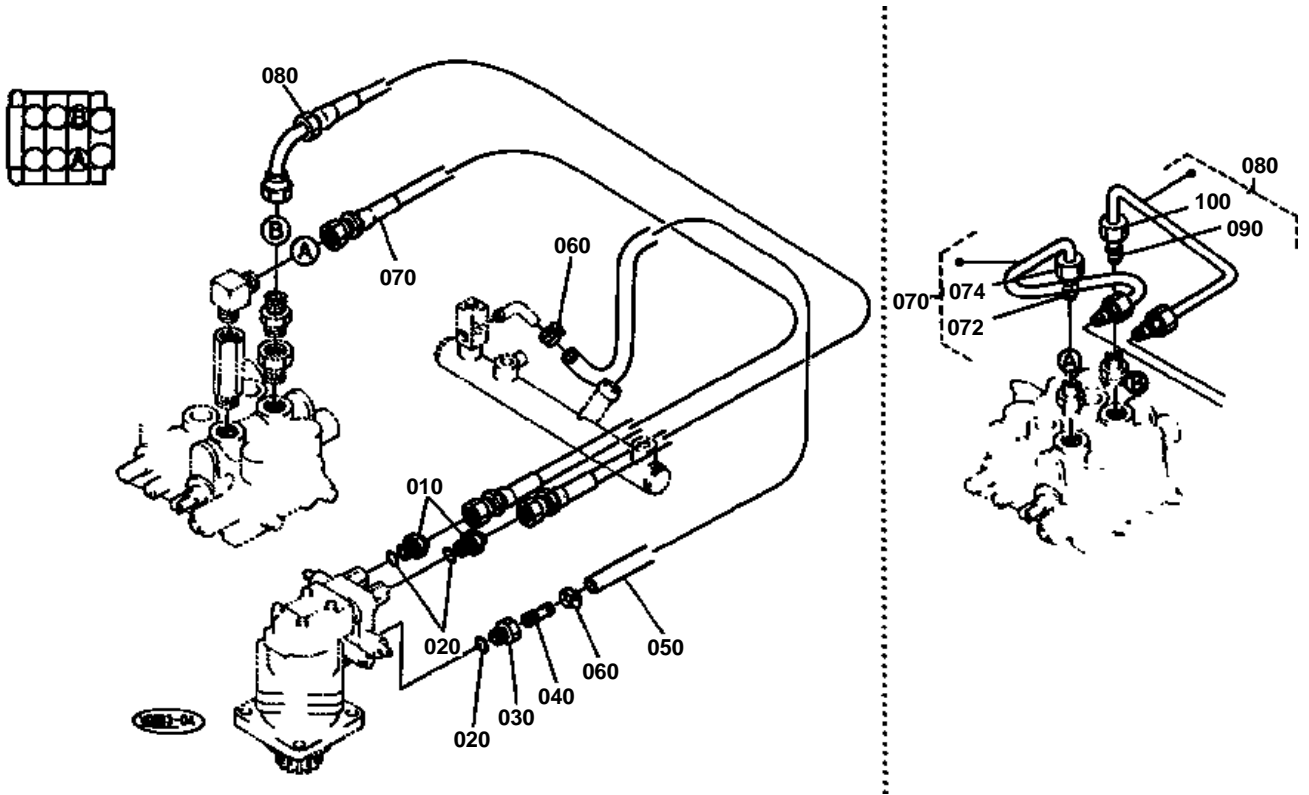
OIL PIPING (TRAVEL RH)



**OIL PIPING (TRAVEL RH)**

↔ Interchangeable; ≠ not interchangeable; ← new for old; → old for new

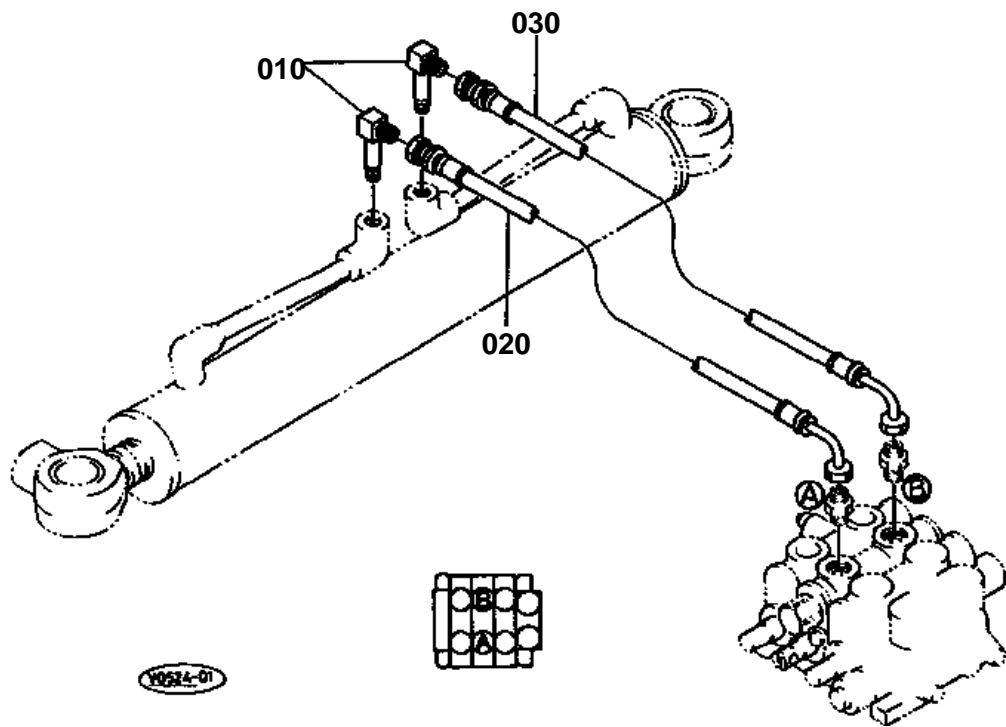
REF.No	Part No.	Description	Q'ty	S.No.	I/C	REMARKS	Weight (kgf)	Weight (lb)
010	68499-83730	ADAPTER	2				0	0
020	04810-00110	O RING	2				0	0
030	68311-61890	JOINT PIPE(ST/-)	1				0.02	0.044
040	68221-68750	BODY	2				0	0
050	68171-76440	ADAPTER	2				0.03	0.066
060	68191-63710	HOSE	1				0.45	0.99
070	68191-63750	HOSE	1				0.45	0.99
080	68191-63720	HOSE	1				0.15	0.33
090	68191-63730	TUBE	1				0.02	0.044
100	09318-89024	CLAMP HOSE	2	≤11080			0.02	0.044
100	68311-72810	HOSE CLAMP(-)	2	≥11081	≠		0.02	0.044
110	68191-63860	PIPE HYDRAULIC	1				0.22	0.484
120	68221-68350	SLEEVE	2				0.001	0.0022
130	68221-68340	NUT	2				0.018	0.0396
140	68191-63870	PIPE HYDRAULIC	1				0.28	0.616
150	68221-68350	SLEEVE	2				0.001	0.0022
160	68221-68340	NUT	2				0.018	0.0396



**OIL PIPING (SWIVEL) EXCEPT [KTA]**

↔ Interchangeable; ≠ not interchangeable; ← new for old; → old for new

REF.No	Part No.	Description	Q'ty	S.No.	I/C	REMARKS	Weight (kgf)	Weight (lb)
010	68051-63970	ASSY CONNECTOR	2	≤10898			0.07	0.154
010	68051-63620	ADAPTER	2	≥10899	≠		0.06	0.132
020	04810-00140	O RING	3				0	0
030	68051-64130	ADAPTER	1				0.05	0.11
040	68311-61890	JOINT PIPE(ST/-)	1				0.02	0.044
050	68191-63673	HOSE	1				0.09	0.198
060	09318-89024	CLAMP HOSE	2	≤11080			0.02	0.044
060	68311-72810	HOSE CLAMP(-)	2	≥11081	≠		0.02	0.044
070	68191-63610	PIPE HYDRAULIC	1	≤10898			0.14	0.308
070	68151-63610	HOSE	1	≥10899	≠		0.18	0.396
072	68221-68350	SLEEVE	2	≤10898			0.001	0.0022
074	68221-68340	NUT	2	≤10898			0.018	0.0396
080	68191-63620	PIPE HYDRAULIC	1	≤10898			0.23	0.506
080	68151-63620	HOSE	1	≥10899	≠		0.21	0.462
090	68221-68350	SLEEVE	2	≤10898			0.001	0.0022
100	68221-68340	NUT	2	≤10898			0.018	0.0396

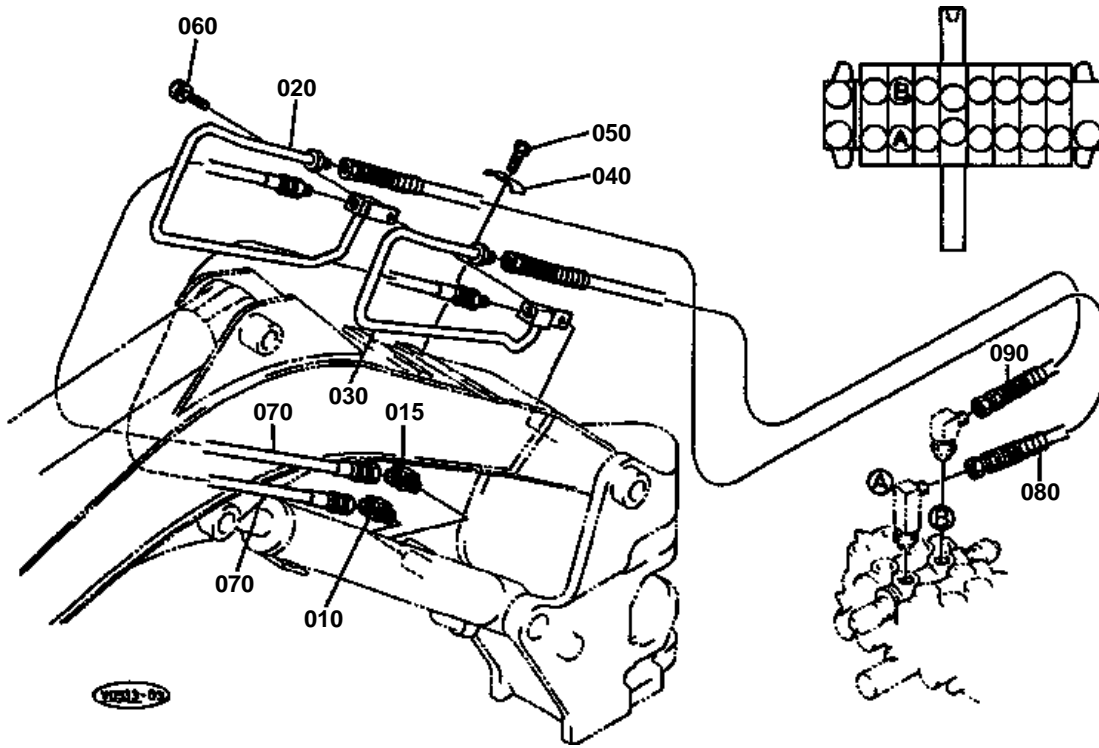




## OIL PIPING (SWING)

↔ Interchangeable; ≠ not interchangeable; ← new for old; → old for new

REF.No	Part No.	Description	Q'ty	S.No.	I/C	REMARKS	Weight (kgf)	Weight (lb)
010	68311-68480	JOINT PIPE(LT/F/)	2				0.09	0.198
020	68191-63630	HOSE	1				0.4	0.88
030	68191-63640	HOSE	1				0.4	0.88



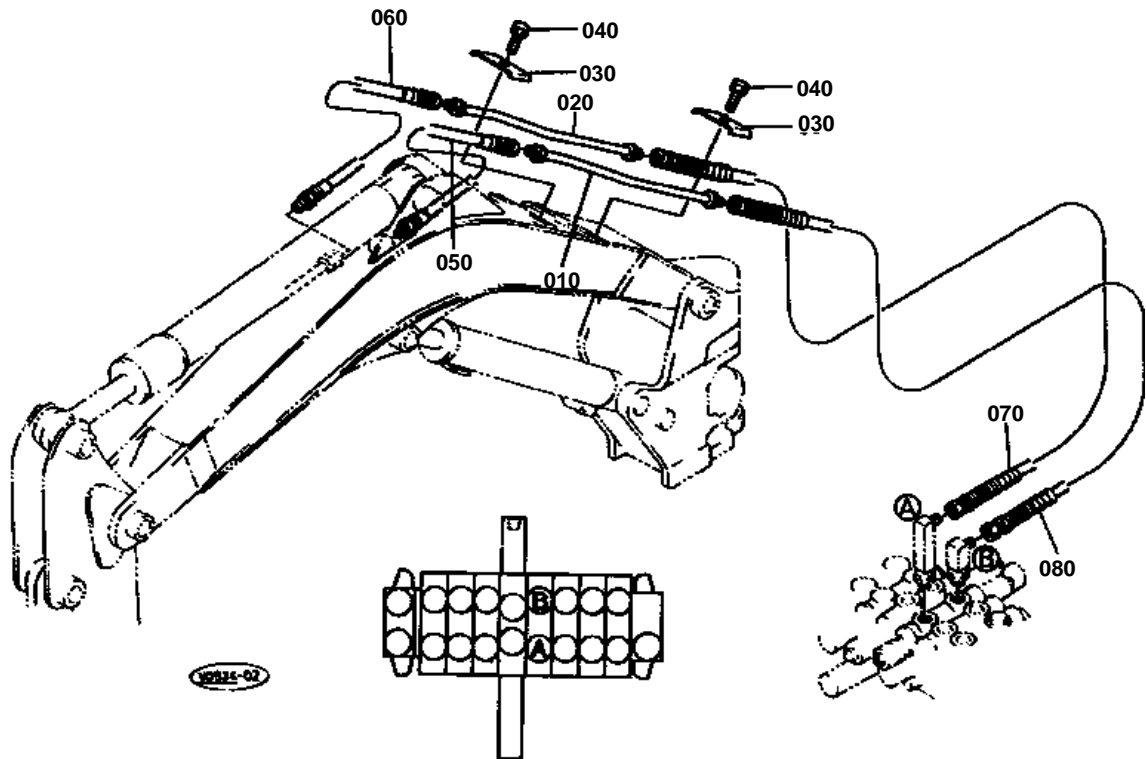


**OIL PIPING (BOOM)**

↔ Interchangeable; ≠ not interchangeable; ← new for old; → old for new

REF.No	Part No.	Description	Q'ty	S.No.	I/C	REMARKS	Weight (kgf)	Weight (lb)
010	68331-63230	ELBOW ADAPTER	2	<=10775			0	0
010	35533-63380	ELBOW	1	>=10776	←		0	0
015	56713-28130	ADAPTER CYLINDER	1	>=10776			0.052	0.1144
020	68198-68310	PIPE HYDRAULIC	1				0.4	0.88
030	68198-68320	PIPE HYDRAULIC	1				0.3	0.66
040	68318-68740	CLAMP	1				0.04	0.088
050	01133-61030	BOLT	1				0.023	0.0506
060	01133-61020	BOLT	1				0.02	0.044
070	68198-63930	HOSE	2	<=10775		KE KDG KUK	0	0
070	68198-63932	HOSE	2	>=10776	←	KE KDG KUK	0.22	0.484
070	68191-63933	HOSE	2			KTC KCL KTA	0.19	0.418
080	68198-63530	HOSE	1			KE KDG KUK	1.4	3.08
080	68191-63533	HOSE	1			KTC KCL KTA	1.118	2.4596
090	68198-63540	HOSE	1			KE KDG KUK	0.08	0.176
090	68191-63543	HOSE	1			KTC KCL KTA	0.439	0.9658

OIL PIPING (ARM)

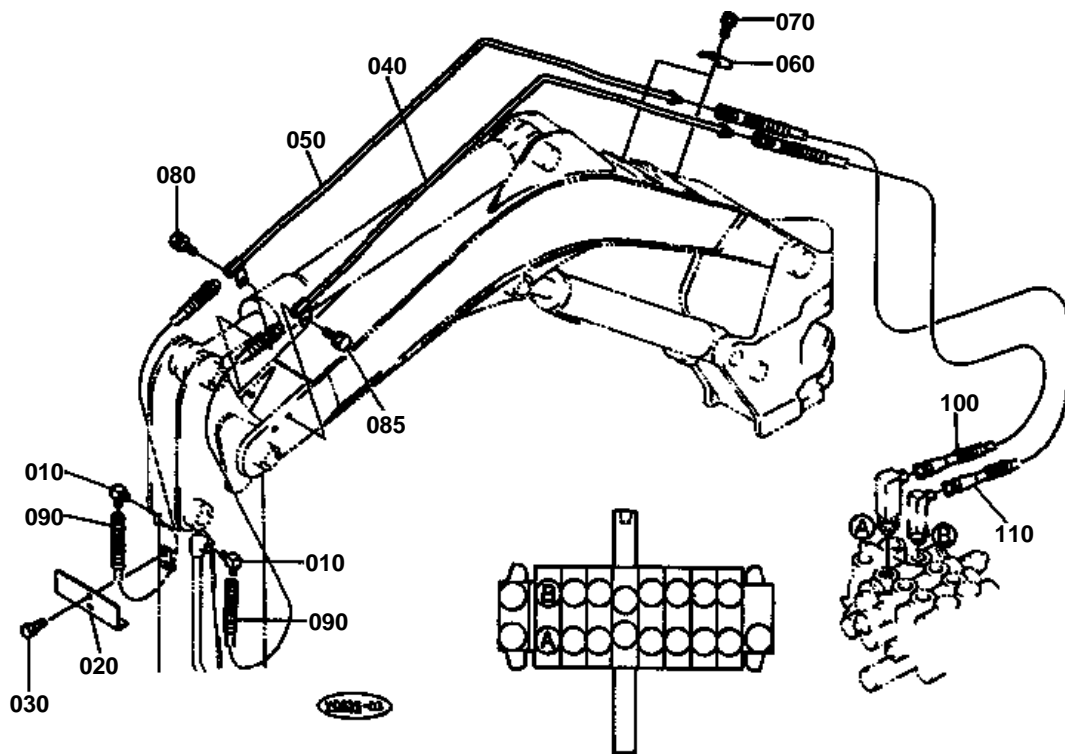


**OIL PIPING (ARM)**

↔ Interchangeable; ≠ not interchangeable; ← new for old; → old for new

REF.No	Part No.	Description	Q'ty	S.No.	I/C	REMARKS	Weight (kgf)	Weight (lb)
010	68198-68620	PIPE HYDRAULIC	1				0.22	0.484
020	68198-68630	PIPE HYDRAULIC	1				0.24	0.528
030	68318-68760	CLAMP	2				0.09	0.198
040	01133-61030	BOLT	2				0.023	0.0506
050	68191-63910	HOSE	1	≤10846			0.19	0.418
050	68191-63913	HOSE	1	≥10847	≠		0.2	0.44
060	68191-63920	HOSE	1	≤10846			0.2	0.44
060	68191-63923	HOSE	1	≥10847	≠		0.2	0.44
070	68198-63510	HOSE	1			KE KDG KUK	1.2	2.64
070	68191-63513	HOSE	1			KTC KCL KTA	1.257	2.7654
080	68198-63520	HOSE	1			KE KDG KUK	0.85	1.87
080	68191-63523	HOSE	1			KTC KCL KTA	0.842	1.8524

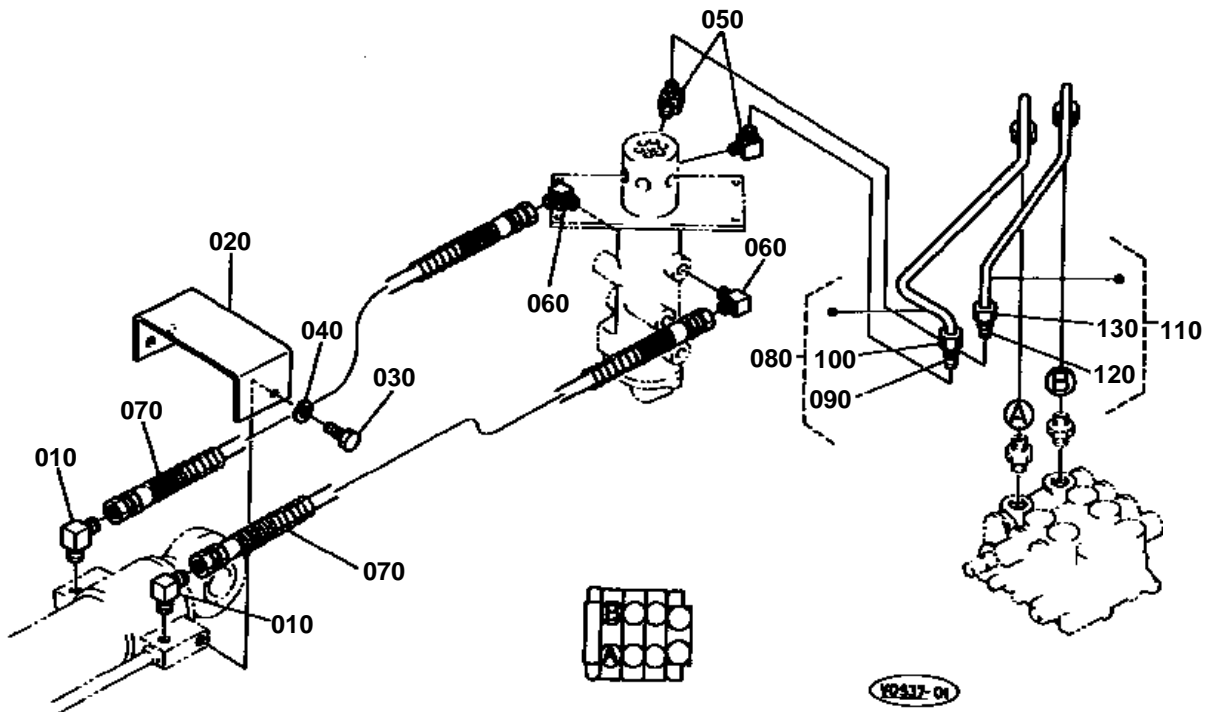
# OIL PIPING (BUCKET)



**OIL PIPING (BUCKET)**

↔ Interchangeable; ≠ not interchangeable; ← new for old; → old for new

REF.No	Part No.	Description	Q'ty	S.No.	I/C	REMARKS	Weight (kgf)	Weight (lb)
010	68331-63230	ELBOW ADAPTER	2				0	0
020	68198-67830	PROTECTOR	1	≤11469			0	0
020	68198-67832	PROTECTOR	1	≥11470	←		0.5	1.1
030	01133-61016	BOLT	2				0.018	0.0396
040	68198-68810	PIPE HYDRAULIC	1				0.75	1.65
050	68198-68820	PIPE HYDRAULIC	1				0.7	1.54
060	68318-68740	CLAMP	2				0.04	0.088
070	01133-61030	BOLT	2				0.023	0.0506
080	01133-61025	BOLT	2	≤11392			0.02	0.044
080	01133-61025	BOLT	1	≥11393			0.02	0.044
085	01133-61030	BOLT	1	≥11393			0.023	0.0506
090	68191-63950	HOSE	2				0.39	0.858
090	68191-95130	HOSE	2			LONG ARM TYPE	0.5	1.1
100	68198-63550	HOSE	1			KE KDG KUK	1.15	2.53
100	68191-63553	HOSE	1			KTC KCL KTA	1.56	3.432
110	68198-63560	HOSE	1			KE KDG KUK	0.8	1.76
110	68191-63563	HOSE	1			KTC KCL KTA	0.799	1.7578

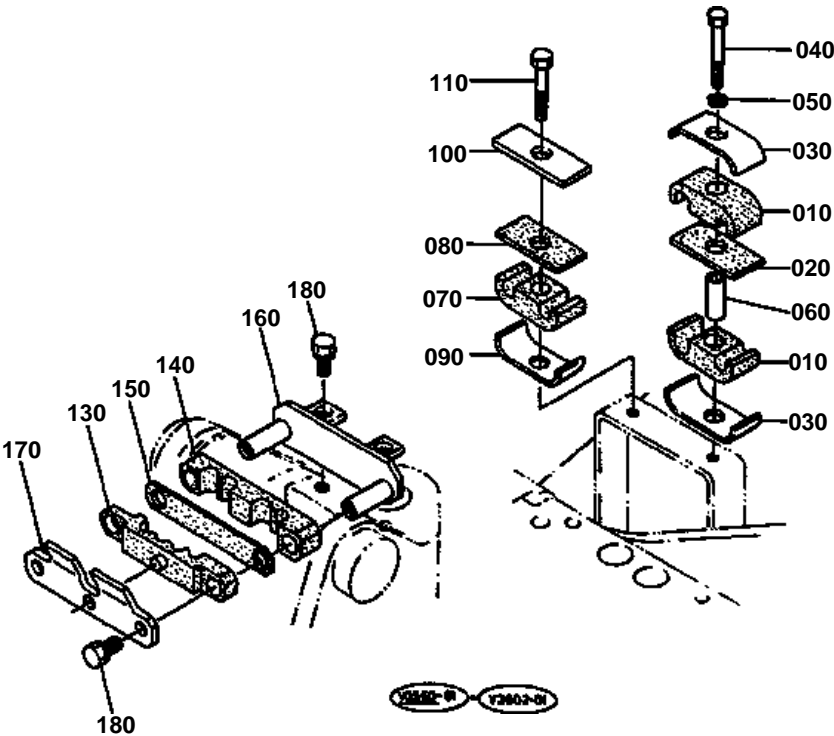




# OIL PIPING (BLADE)

↔ Interchangeable; ≠ not interchangeable; ← new for old; → old for new

REF.No	Part No.	Description	Q'ty	S.No.	I/C	REMARKS	Weight (kgf)	Weight (lb)
010	68051-76190	ADAPTER	2				0.04	0.088
020	68198-75280	COVER	1				0.43	0.946
030	01153-60812	BOLT	3				0.01	0.022
040	04512-60080	WASHER SPRING	3				0.002	0.0044
050	68221-68330	BODY	2				0	0
060	68051-76190	ADAPTER	2				0.04	0.088
070	68191-63740	HOSE	2				0.25	0.55
080	68191-63810	PIPE HYDRAULIC	1				0.24	0.528
090	68221-68350	SLEEVE	2				0.001	0.0022
100	68221-68340	NUT	2				0.018	0.0396
110	68191-63820	PIPE HYDRAULIC	1	≤10898			0	0
110	68191-63822	PIPE HYDRAULIC	1	≥10899	←		0.23	0.506
120	68221-68350	SLEEVE	2				0.001	0.0022
130	68221-68340	NUT	2				0.018	0.0396



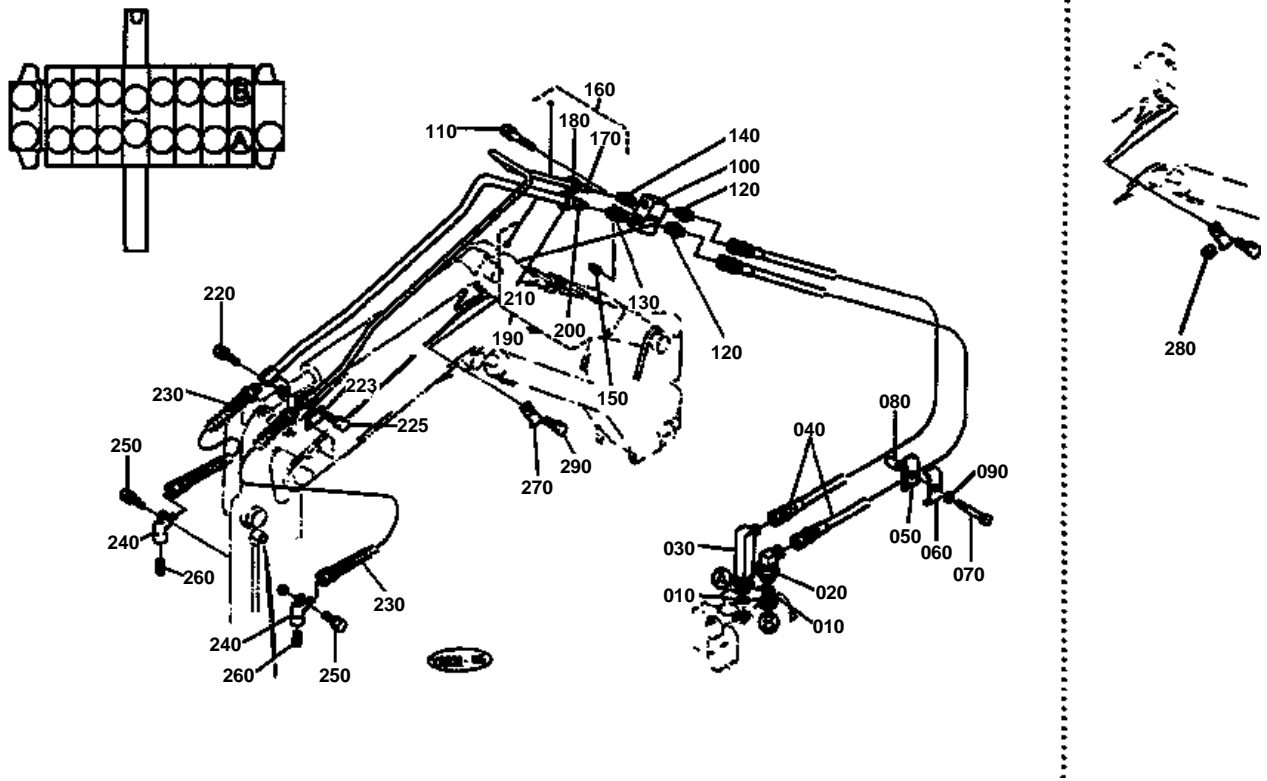




## OIL PIPING (CUSHION)

↔ Interchangeable; ≠ not interchangeable; ← new for old; → old for new

REF.No	Part No.	Description	Q'ty	S.No.	I/C	REMARKS	Weight (kgf)	Weight (lb)
010	68191-68110	CUSHION	2				0.03	0.066
020	68311-68120	CUSHION	1				0.01	0.022
030	68311-68130	CLAMP	2				0.11	0.242
040	01173-61070	BOLT	1				0.043	0.0946
050	04512-60100	WASHER SPRING	1				0.002	0.0044
060	68311-68140	COLLAR	1				0.04	0.088
070	68191-68140	CUSHION	1				0.04	0.088
080	68311-68120	CUSHION	1				0.01	0.022
090	68311-68130	CLAMP	1				0.11	0.242
100	68191-68150	PLATE	1				0.09	0.198
110	01173-61070	BOLT	1				0.043	0.0946
120	99999-99999	BLANK	0				0	0
130	68191-92510	CUSHION	1				0.04	0.088
140	68191-68520	CUSHION	1				0.045	0.099
150	68191-68530	CUSHION	1				0.008	0.0176
160	68198-68570	CLAMP	1				0.75	1.65
170	68198-68580	CLAMP	1				0.15	0.33
180	01133-61020	BOLT	4				0.02	0.044



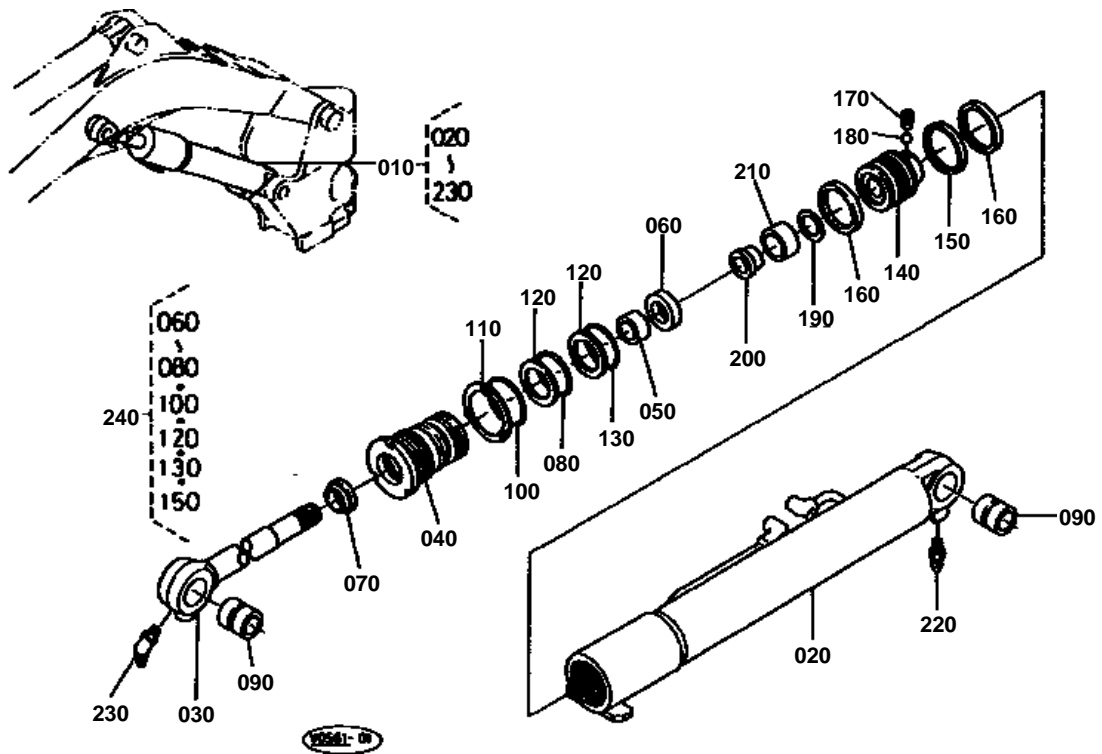


OIL PIPING (S/P)

↔ Interchangeable; ≠ not interchangeable; ← new for old; → old for new

REF.No	Part No.	Description	Q'ty	S.No.	I/C	REMARKS	Weight (kgf)	Weight (lb)
010	04810-00140	O RING	2				0	0
020	68721-68330	ELBOW ADAPTER	1				0.1	0.22
030	68881-34930	ELBOW	1				0.18	0.396
040	68198-92810	HOSE	2			KE KDG KUK	1.3	2.86
040	68191-92813	HOSE	2			KTC KCL KTA	1.3	2.86
050	68311-68110	CUSHION	1				0.03	0.066
060	68311-68130	CLAMP	1				0.11	0.242
070	01173-61075	BOLT	1				0.045	0.099
080	68311-68140	COLLAR	1				0.04	0.088
090	04512-60100	WASHER SPRING	1				0.002	0.0044
100	68318-92580	BLOCK	1	<=11741			0	0
100	68311-92582	BLOCK	1	>=11742	↔		0	0
100	68311-92583	BLOCK	1	>=11931	←		1.2	2.64
110	01133-61050	BOLT	2				0.035	0.077
120	68131-61860	ADAPTER	2				0.1	0.22
130	68191-92210	JOINT PIPE(ST/-)	1				0.14	0.308
140	68741-68440	BODY	1				0.08	0.176
150	06312-10040	PLUG	1				0.04	0.088
160	68198-92650	PIPE HYDRAULIC	1				0	0
170	68741-68490	SLEEVE	1				0	0
180	68741-68470	NUT	1				0	0
190	68198-92660	PIPE HYDRAULIC	1				1.7	3.74
200	68191-68450	SLEEVE	1				0.01	0.022
210	68191-68460	NUT	1				0.07	0.154
220	01135-61020	BOLT	2	<=11392			0.015	0.033
220	01135-61020	BOLT	1	>=11393			0.015	0.033
223	68311-92690	PLATE	1	>=11393			0.04	0.088
225	01135-61030	BOLT	1	>=11393			0.028	0.0616
230	68191-92830	HOSE	2	<=10859			0	0
230	68191-92832	HOSE	2	>=10860	←		0.9	1.98
240	68198-92670	JOINT PIPE	2	<=11741			0	0
240	68191-92670	JOINT PIPE	2	>=11742	↔		0	0
250	01133-61016	BOLT	2				0.018	0.0396
260	06312-10040	PLUG	2				0.04	0.088
270	68198-92640	CLAMP	1				0.07	0.154
280	68311-92630	CUSHION	1	<=11844			0.01	0.022
290	01133-61016	BOLT	1				0.018	0.0396

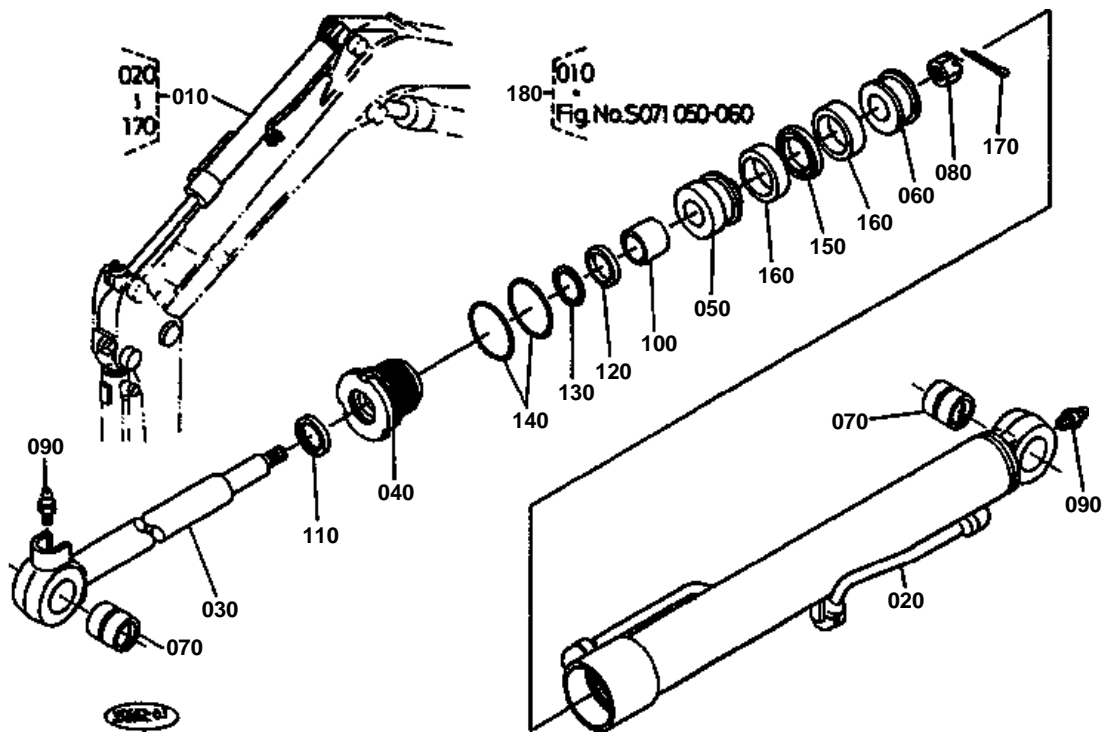
# BOOM CYLINDER & COMPONENT PARTS



**BOOM CYLINDER & COMPONENT PARTS**

↔ Interchangeable; ≠ not interchangeable; ← new for old; → old for new

REF.No	Part No.	Description	Q'ty	S.No.	I/C	REMARKS	Weight (kgf)	Weight (lb)
010	68198-67700	ASSY CYLINDER BOOM	1				12.7	27.94
020	68198-71710	COMP.TUBE CYLINDER	1				7	15.4
030	68198-71340	COMP ROD PISTON	1				4	8.8
040	68198-71330	CYLINDER HEAD	1				0	0
050	68841-93240	BUSH	1				0.03	0.066
060	68051-67430	U-RING	1				0.01	0.022
070	68511-71440	RING WIPER	1				0.01	0.022
080	68811-93370	O RING	1				0.002	0.0044
090	68811-93310	BUSH PIN	2				0.132	0.2904
100	04811-50550	O RING	1				0.002	0.0044
110	68011-61910	WASHER LOCK	1				0.01	0.022
120	68511-71460	RING BACK UP	2				0.002	0.0044
130	68811-93350	O RING	1				0.002	0.0044
140	68191-71340	PISTON	1				0.48	1.056
150	68511-71490	ASSY RING SEAL	1				0.01	0.022
160	78620-32280	RING SLIDE	2				0.01	0.022
170	68191-71370	SCREW SET	1				0.005	0.011
180	68701-71650	BALL	1				0.005	0.011
190	68191-71360	SHIM	1				0.005	0.011
200	68191-71380	SPACER	1				0.1	0.22
210	68191-71390	BEARING CUSHION	1				0.09	0.198
220	06611-15010	NIPPLE GREASE	1				0.01	0.022
230	06616-25010	NIPPLE GREASE	1				0.008	0.0176
240	68191-91020	KIT SEAL BOOM	1			OPTION	0.04	0.088

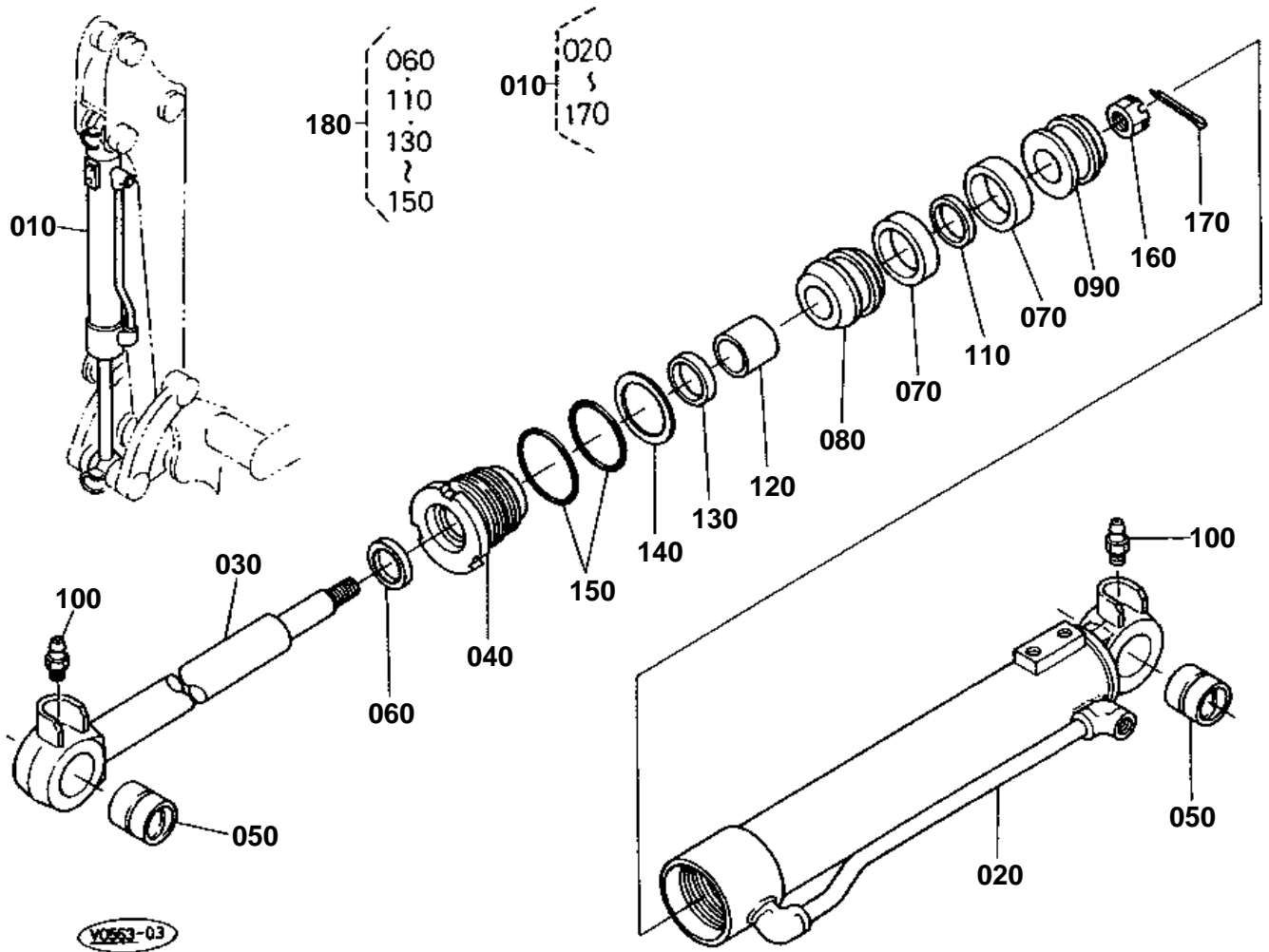


**ARM CYLINDER & COMPONENT PARTS**

↔ Interchangeable; ≠ not interchangeable; ← new for old; → old for new

REF.No	Part No.	Description	Q'ty	S.No.	I/C	REMARKS	Weight (kgf)	Weight (lb)
010	68198-67600	ASSY CYLINDER ARM	1	≤10846			0	0
010	68198-67602	ASSY CYLINDER ARM	1	≥10847	≠		11.8	25.96
020	68198-71510	COMP.TUBE CYLINDER	1	≤10846			0	0
020	68198-71512	COMP.TUBE CYLINDER	1	≥10847	≠		6.3	13.86
030	68198-71520	COMP ROD PISTON	1				3.78	8.316
040	68198-71530	CYLINDER HEAD	1				0	0
050	68191-71540	PISTON A	1				0.39	0.858
060	68191-71550	PISTON B	1				0.221	0.4862
070	68721-71540	BUSH PIN	2				0.11	0.242
080	68191-71560	NUT	1				0	0
090	68721-71410	NIPPLE GREASE	2				0.01	0.022
100	68721-71180	BUSH ROD	1				0.04	0.088
110	68051-91190	SEAL DUST	1				0.002	0.0044
120	68191-71570	GASKET ROD	1				0	0
130	68721-71230	RING BACK UP	1				0.002	0.0044
140	04810-50600	O RING	2				0.002	0.0044
150	68191-71580	GASKET PISTON	1				0.006	0.0132
160	68191-71590	RING	2				0.001	0.0022
170	05511-50545	PIN SPLIT	1				0.01	0.022
180	68198-99840	KIT CYLINDER ARM	1			OPTION	12.5	27.5

BUCKET CYLINDER & COMPONENT PARTS



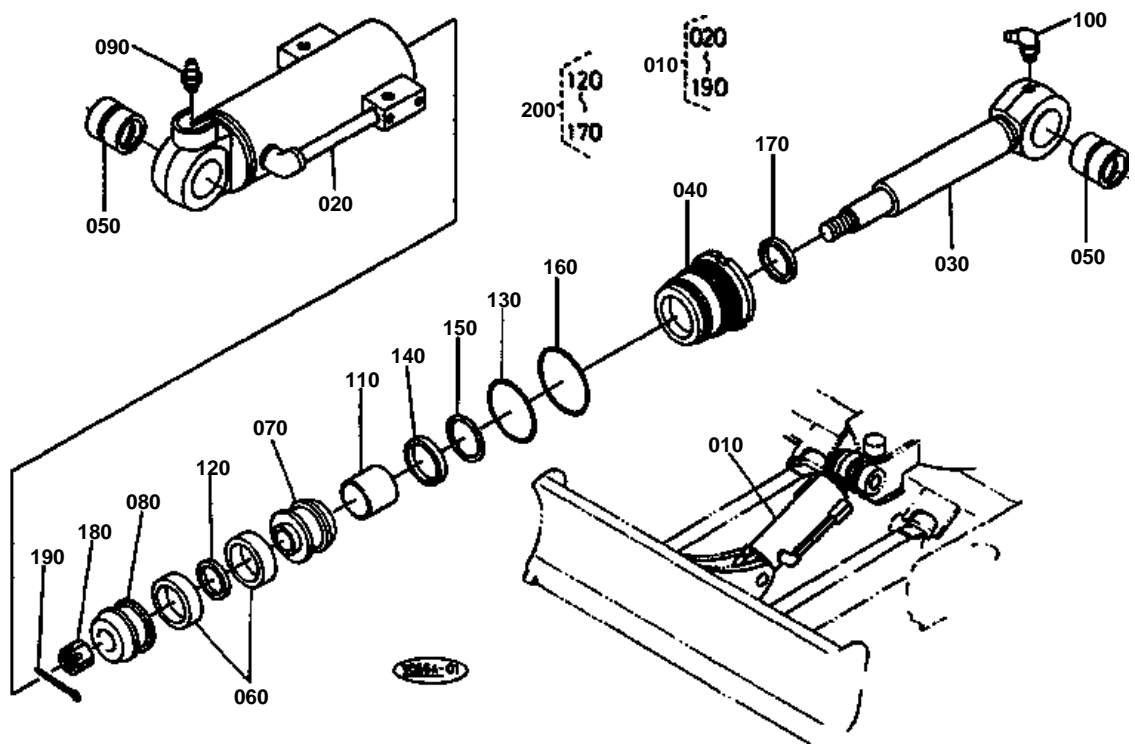


**BUCKET CYLINDER & COMPONENT PARTS**

↔ Interchangeable; ≠ not interchangeable; ← new for old; → old for new

REF.No	Part No.	Description	Q'ty	S.No.	I/C	REMARKS	Weight (kgf)	Weight (lb)
010	68198-67800	ASSY CYLINDER BUCKET	1				10.2	22.44
020	68198-71410	ASSY TUBE CYLINDER	1				7	15.4
030	68198-71320	ASSY PISTON ROD	1				3.75	8.25
040	68198-71630	COVER ROD	1				1.05	2.31
050	68721-71540	BUSH PIN	2				0.11	0.242
060	68051-91190	SEAL DUST	1				0.002	0.0044
070	68511-71180	WEARING	2				0.01	0.022
080	68511-71140	PISTON	1				0.395	0.869
090	68511-71150	PISTON B	1				0.3	0.66
100	06611-15010	NIPPLE GREASE	2				0.01	0.022
110	68511-71170	GASKET PISTON	1				0.007	0.0154
120	68721-71420	BUSH ROD	1				0	0
130	68051-91240	GASKET	1				0.004	0.0088
140	68721-71230	RING BACK UP	1				0.002	0.0044
150	04810-50600	O RING	2				0.002	0.0044
160	68511-71160	NUT	1				0.09	0.198
170	05511-50540	PIN SPLIT	1				0.009	0.0198
180	68511-91110	KIT SEAL CYLINDER	1			OPTION	0.02	0.044

# BLADE CYLINDER & COMPONENT PARTS



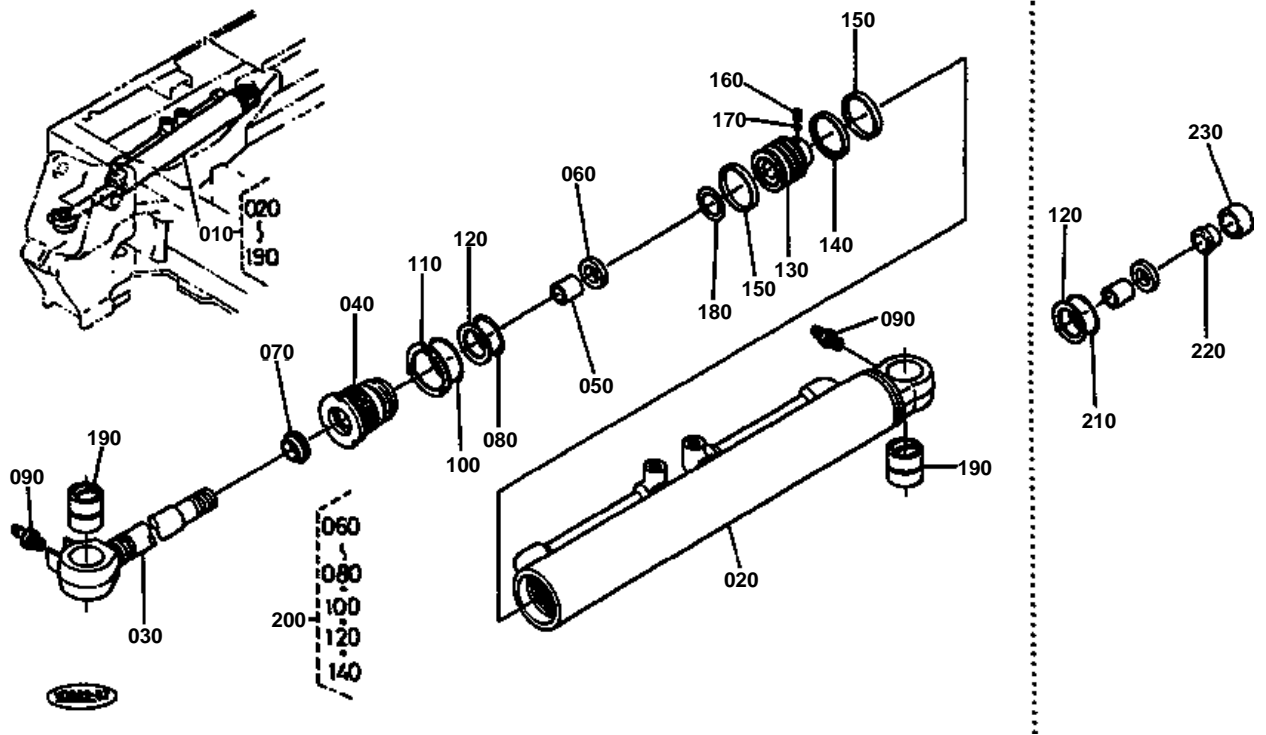


## BLADE CYLINDER & COMPONENT PARTS

↔ Interchangeable; ≠ not interchangeable; ← new for old; → old for new

REF.No	Part No.	Description	Q'ty	S.No.	I/C	REMARKS	Weight (kgf)	Weight (lb)
010	68198-75100	ASSY CYLINDER BLADE	1				11	24.2
020	68198-71910	ASSY TUBE CYLINDER	1				5.5	12.1
030	68198-71920	ASSY PISTON ROD	1				2.5	5.5
040	68198-71930	COVER ROD	1				1.56	3.432
050	68721-71940	BUSH PIN	2				0.18	0.396
060	68511-71380	WEARING	2				0.015	0.033
070	68511-71340	PISTON	1				0.5	1.1
080	68511-71350	PISTON B	1				0.4	0.88
090	06611-15010	NIPPLE GREASE	1				0.01	0.022
100	06616-25010	NIPPLE GREASE	1				0.008	0.0176
110	68721-71890	BUSH ROD	1				0.05	0.11
120	68511-71370	GASKET PISTON	1				0.015	0.033
130	04810-50650	O RING	1				0.002	0.0044
140	68051-91640	GASKET	1				0.002	0.0044
150	68721-71240	RING BACK UP	1				0.002	0.0044
160	04811-50700	O RING	1				0.002	0.0044
170	68051-91590	SEAL DUST	1				0.005	0.011
180	68511-71360	NUT	1				0.1	0.22
190	05511-50545	PIN SPLIT	1				0.01	0.022
200	68511-91120	KIT SEAL DOZER CYL.	1			OPTION	0.025	0.055

# SWING CYLINDER & COMPONENT PARTS



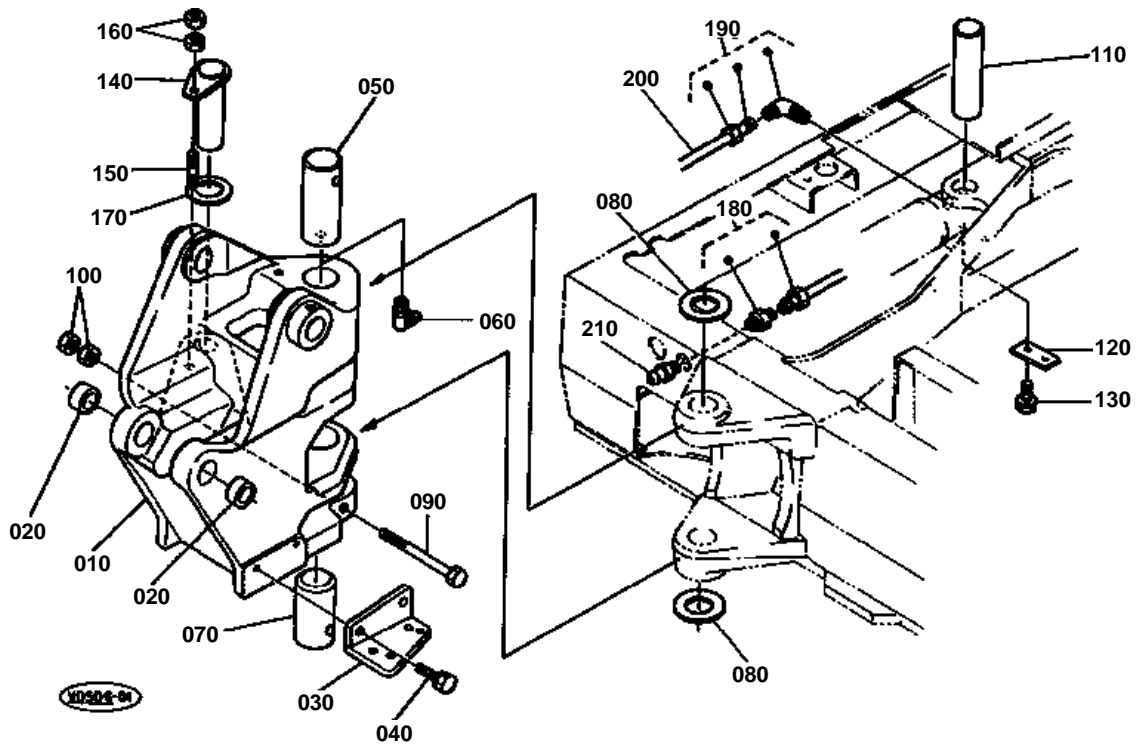


**SWING CYLINDER & COMPONENT PARTS**

↔ Interchangeable; ≠ not interchangeable; ← new for old; → old for new

REF.No	Part No.	Description	Q'ty	S.No.	I/C	REMARKS	Weight (kgf)	Weight (lb)
010	68198-67400	ASSY CYLINDER SWING	1	≤11080			12	26.4
010	68198-67402	ASSY CYLINDER SWING	1	≥11081	≠		0	0
020	68191-71110	ASSY TUBE CYLINDER	1	≤11080			6.6	14.52
020	68198-71210	ASSY TUBE CYLINDER	1	≥11081	≠		5.9	12.98
030	68191-71120	ASSY ROD PISTON	1	≤11080			3.6	7.92
030	68198-71220	ASSY ROD PISTON	1	≥11081	≠		3	6.6
040	68191-71330	CYLINDER HEAD	1	≤11080			0.93	2.046
040	68198-71230	CYLINDER HEAD	1	≥11081	≠		0	0
050	68841-93240	BUSH	1				0.03	0.066
060	68051-67430	U-RING	1				0.01	0.022
070	68511-71440	RING WIPER	1				0.01	0.022
080	68811-93370	O RING	1				0.002	0.0044
090	06611-15010	NIPPLE GREASE	2				0.01	0.022
100	04811-50550	O RING	1				0.002	0.0044
110	68011-61910	WASHER LOCK	1				0.01	0.022
120	68511-71460	RING BACK UP	2	≤11080			0.002	0.0044
120	68511-71460	RING BACK UP	1	≥11081			0.002	0.0044
130	68191-71340	PISTON	1				0.48	1.056
140	68511-71490	ASSY RING SEAL	1				0.01	0.022
150	78620-32280	RING SLIDE	2				0.01	0.022
160	68191-71370	SCREW SET	1				0.005	0.011
170	68701-71650	BALL	1				0.005	0.011
180	68191-71360	SHIM	1				0.005	0.011
190	68811-93310	BUSH PIN	2				0.132	0.2904
200	68191-91010	KIT SEAL SWING	1	≤11080		OPTION	0	0
200	68191-91012	KIT SEAL SWING	1	≥11081	≠	OPTION	0.03	0.066
210	68811-93350	O RING	1	≤11080			0.002	0.0044
220	68191-71380	SPACER	1	≤11080			0.1	0.22
230	68191-71390	BEARING CUSHION	1	≤11080			0.09	0.198

# SWING BRACKET

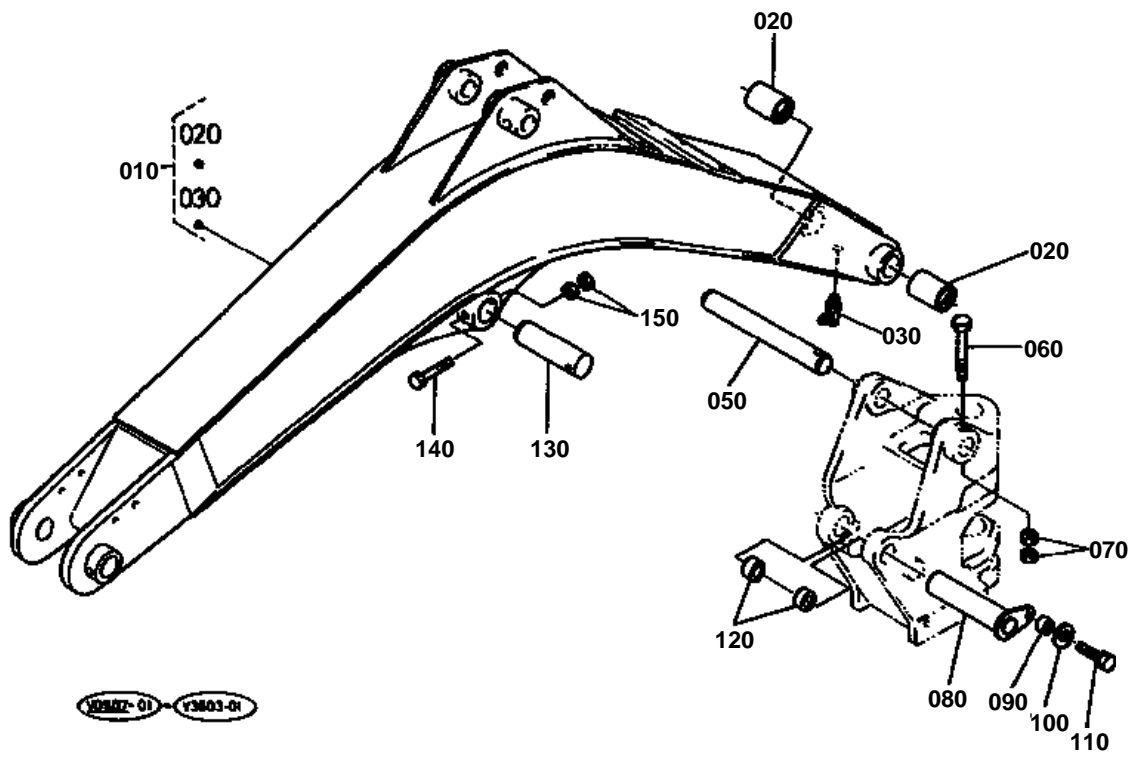


**SWING BRACKET**

↔ Interchangeable; ≠ not interchangeable; ← new for old; → old for new

REF.No	Part No.	Description	Q'ty	S.No.	I/C	REMARKS	Weight (kgf)	Weight (lb)
010	68198-66410	BRACKET SWING	1	≤11126			34.8	76.56
010	68198-66412	BRACKET SWING	1	≥11127	→		0	0
020	68191-66420	BUSH	2				0	0
030	68198-66490	STOPPER	1				1.28	2.816
040	01133-61030	BOLT	2				0.023	0.0506
050	68191-66450	PIN	1	≤11126			1.04	2.288
050	68191-66453	PIN	1	≥11127	≠		0	0
060	06616-25010	NIPPLE GREASE	1				0.008	0.0176
070	68191-66460	PIN	1	≤11126			0.88	1.936
070	68191-66462	PIN	1	≥11127	≠		0	0
080	68191-66440	COLLAR THRUST	2				0	0
090	01173-61201	BOLT	2				0.091	0.2002
100	02174-60120	NUT	4				0.01	0.022
110	68511-67440	PIN	1				0.62	1.364
120	68511-67450	PLATE KEY	1				0.05	0.11
130	01133-61020	BOLT	2				0.02	0.044
140	68721-67460	PIN	1				0.65	1.43
150	01517-51025	STUD	1				0	0
160	02118-60100	NUT	2				0.006	0.0132
170	68721-66980	SHIM	3				0.01	0.022
180	68721-67390	CONNECTOR	1				0.035	0.077
190	68721-67480	CONNECTOR	1				0.02	0.044
200	68191-67470	TUBE GREASE	1				0.02	0.044
210	06611-15010	NIPPLE GREASE	1				0.01	0.022

# BOOM



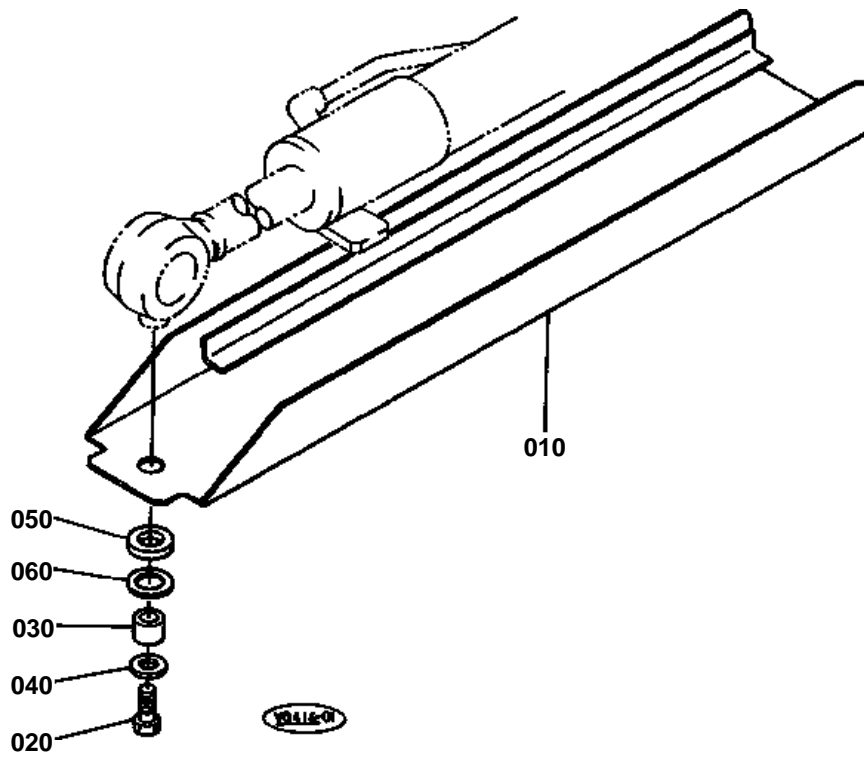


**BOOM**

↔ Interchangeable; ≠ not interchangeable; ← new for old; → old for new

REF.No	Part No.	Description	Q'ty	S.No.	I/C	REMARKS	Weight (kgf)	Weight (lb)
010	68198-66500	ASSY BOOM	1				65	143
020	68721-66520	BUSH	2	≤11469			0	0
020	68721-66522	BUSH	1	≥11470	←		0.12	0.264
030	06616-25010	NIPPLE GREASE	1				0.008	0.0176
040	99999-99999	BLANK	0				0	0
050	68191-66540	PIN	1				1.24	2.728
060	01173-61201	BOLT	1				0.091	0.2002
070	02174-60120	NUT	2				0.01	0.022
080	68511-67552	PIN	1				0.84	1.848
090	68511-67560	SPACER	1				0.007	0.0154
100	04015-60100	WASHER PLAIN	1				0.015	0.033
110	01133-61025	BOLT	1				0.02	0.044
120	68511-67540	COLLAR	2				0.058	0.1276
130	68721-67550	PIN	1				0.67	1.474
140	01173-61065	BOLT	1				0.04	0.088
150	02118-60100	NUT	2				0.006	0.0132

CYLINDER COVER (BOOM)

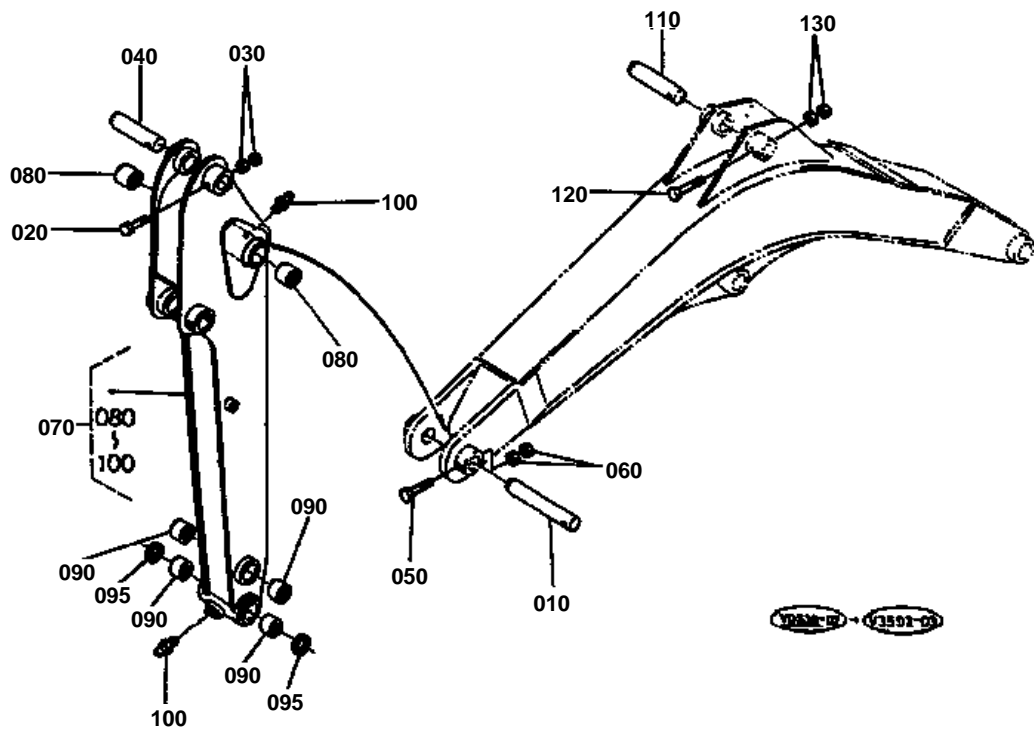




## CYLINDER COVER (BOOM)

↔ Interchangeable; ≠ not interchangeable; ← new for old; → old for new

REF.No	Part No.	Description	Q'ty	S.No.	I/C	REMARKS	Weight (kgf)	Weight (lb)
010	68198-67530	COVER CYLINDER	1				2.5	5.5
020	01173-61220	BOLT	1				0.029	0.0638
030	68541-66580	COLLAR	1				0	0
040	04013-60120	WASHER PLAIN	1				0.01	0.022
050	68541-66560	CUSHION	1	≤11469			0	0
050	68541-66562	CUSHION	1	≥11470	←		0.01	0.022
060	04015-60160	WASHER PLAIN	1				0.058	0.1276

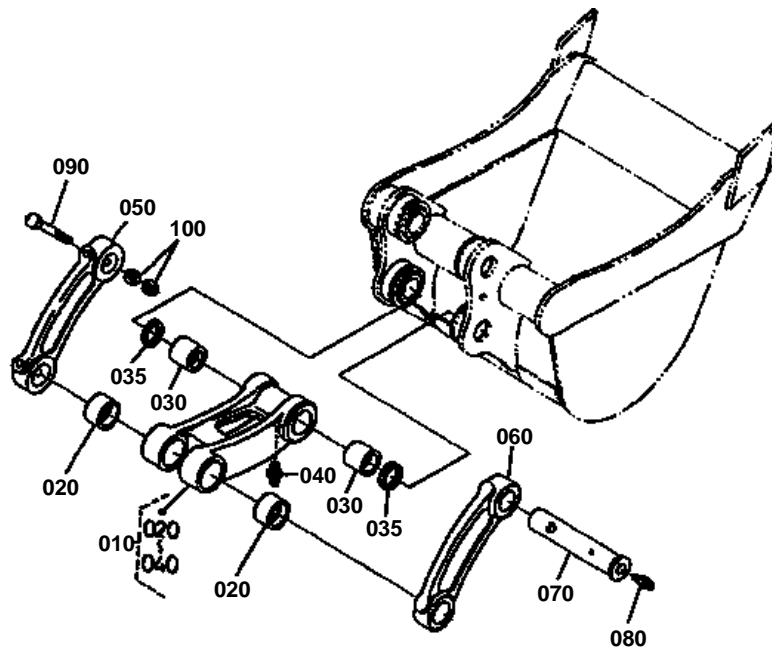


**ARM**

↔ Interchangeable; ≠ not interchangeable; ← new for old; → old for new

REF.No	Part No.	Description	Q'ty	S.No.	I/C	REMARKS	Weight (kgf)	Weight (lb)
010	68701-66540	PIN	1				0	0
020	01173-61065	BOLT	1				0.04	0.088
030	02118-60100	NUT	2				0.006	0.0132
040	68721-67550	PIN	1				0.67	1.474
050	01173-61065	BOLT	1				0.04	0.088
060	02118-60100	NUT	2				0.006	0.0132
070	68198-66600	ASSY ARM	1	<=11469		900MM	0	0
070	68198-66603	ASSY ARM	1	>=11470	←	900MM	0	0
070	68198-66604	ASSY ARM	1	>=12411	←	900MM	24	52.8
070	68198-95100	ASSY ARM	1	<=12410		1150MM	0	0
070	68198-95103	ASSY ARM	1	>=12411	←	1150MM	34	74.8
080	68721-66520	BUSH	2	<=11469			0	0
080	68721-66522	BUSH	2	>=11470	←		0.12	0.264
090	68721-66630	BUSH	4				0.08	0.176
095	68721-66650	SEAL DUST	2	>=12411			0.006	0.0132
100	06611-15010	NIPPLE GREASE	2				0.01	0.022
110	68721-67550	PIN	1				0.67	1.474
120	01173-61065	BOLT	1				0.04	0.088
130	02118-60100	NUT	2				0.006	0.0132

# BUCKET LINK

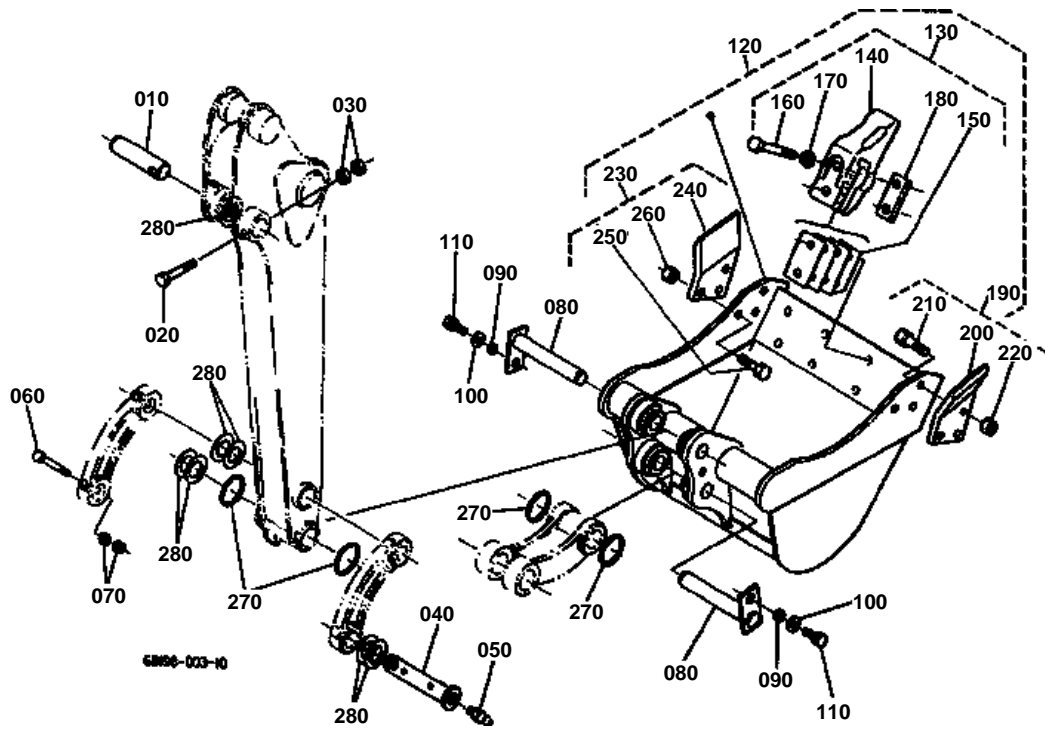


**BUCKET LINK**

↔ Interchangeable; ≠ not interchangeable; ← new for old; → old for new

REF.No	Part No.	Description	Q'ty	S.No.	I/C	REMARKS	Weight (kgf)	Weight (lb)
010	68198-66700	ASSY LINK BUCKET	1	<=12410			0	0
010	68198-66702	ASSY LINK BUCKET	1	>=12411	←		3.264	7.1808
020	68721-66770	BUSH	2				0.09	0.198
030	68721-66630	BUSH	2				0.08	0.176
035	68721-66650	SEAL DUST	2	>=12411			0.006	0.0132
040	06611-15010	NIPPLE GREASE	1				0.01	0.022
050	68198-66720	LINK BUCKET	1				1.36	2.992
060	68198-66730	LINK BUCKET	1				1.4	3.08
070	68721-66750	PIN	1				0.55	1.21
080	06611-15010	NIPPLE GREASE	1				0.01	0.022
090	01173-61080	BOLT	1				0.048	0.1056
100	02118-60100	NUT	2				0.006	0.0132

# BUCKET

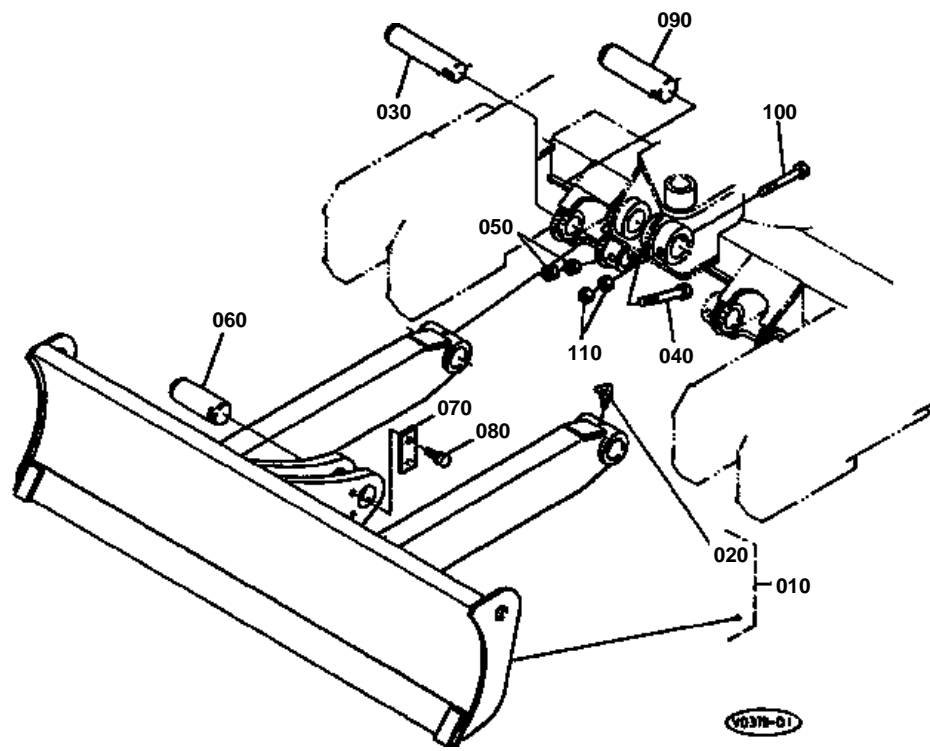




**BUCKET**

↔ Interchangeable; ≠ not interchangeable; ← new for old; → old for new

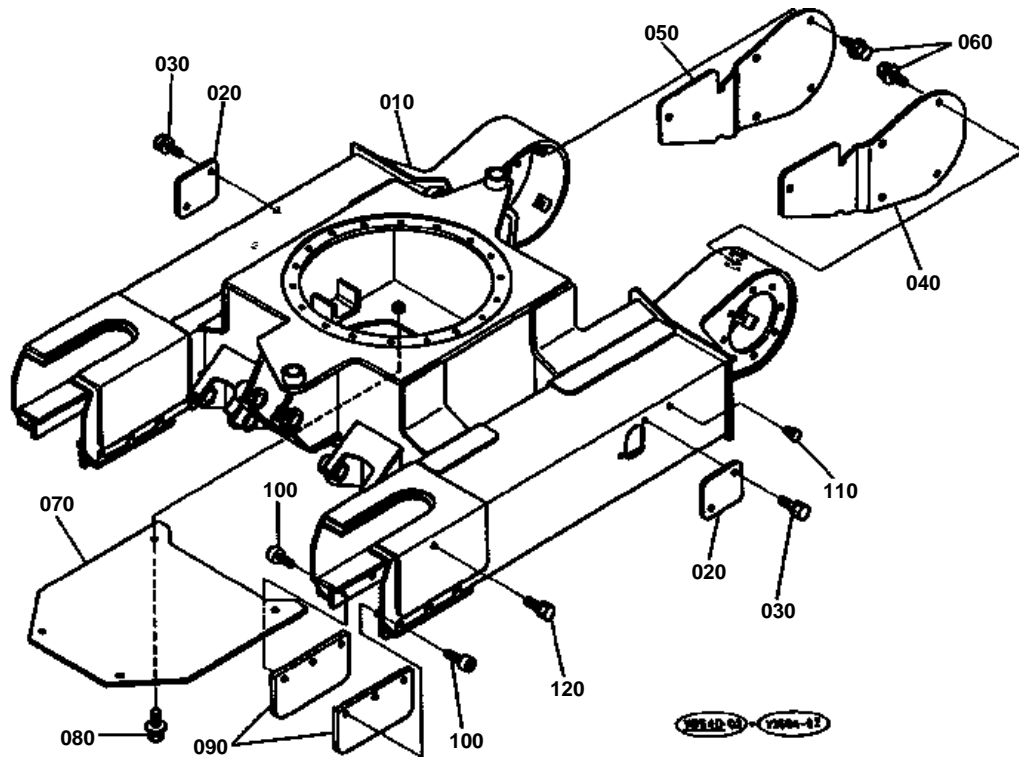
REF.No	Part No.	Description	Q'ty	S.No.	I/C	REMARKS	Weight (kgf)	Weight (lb)
010	68721-67550	PIN	1				0.67	1.474
020	01173-61065	BOLT	1				0.04	0.088
030	02118-60100	NUT	2				0.006	0.0132
040	68721-66740	PIN	1				0.76	1.672
050	06613-10010	NIPPLE GREASE	1				0.006	0.0132
060	01173-61080	BOLT	1				0.048	0.1056
070	02118-60100	NUT	2				0.006	0.0132
080	68721-66910	PIN	2				0.77	1.694
090	68741-66920	SPACER	2				0.01	0.022
100	04015-60120	WASHER PLAIN	2				0.022	0.0484
110	01133-61225	BOLT	2				0.037	0.0814
120	68198-66010	ASSY BUCKET	1			450MM KE KDG KUK KTA	33	72.6
130	68191-66900	ASSY TEETH	4			KE KDG KUK KTA	0	0
140	68131-66910	TEETH	4			KE KDG KUK KTA	0	0
150	68131-66930	SHIM	4			KE KDG KUK KTA	0.03	0.066
150	69201-71390	SHIM	4			KE KDG KUK KTA	0.012	0.0264
150	68721-66880	SHIM	4			KE KDG KUK KTA	0.05	0.11
150	68721-66890	SHIM	4			KE KDG KUK KTA	0.09	0.198
160	01176-61448	BOLT	8			KE KDG KUK KTA	0.07	0.154
170	04512-60140	WASHER SPRING	8			KE KDG KUK KTA	0.008	0.0176
180	68131-66920	NUT	4			KE KDG KUK KTA	0.14	0.308
190	68198-66200	ASSY SIDE-CUTTER LH	1	<=12399		KE KDG KUK KTA	1.3	2.86
190	RB108-66200	ASSY SIDE-CUTTER LH	1	>=12400	←	KE KDG KUK KTA	0	0
200	68198-66930	SIDE-CUTTER LH	1	<=12399		KE KDG KUK KTA	0	0
200	RB108-66930	SIDE-CUTTER LH	1	>=12400	←	KE KDG KUK KTA	0	0
210	68191-66952	BOLT	3			KE KDG KUK KTA	0.09	0.198
220	68191-66960	NUT	3			KE KDG KUK KTA	0.025	0.055
230	68198-66300	ASSY SIDE-CUTTER RH	1	<=12399		KE KDG KUK KTA	0	0
230	RB108-66300	ASSY SIDE-CUTTER RH	1	>=12400	←	KE KDG KUK KTA	0	0
240	68198-66940	SIDE-CUTTER RH	1	<=12399		KE KDG KUK KTA	0	0
240	RB108-66940	SIDE-CUTTER RH	1	>=12400	←	KE KDG KUK KTA	0	0
250	68191-66952	BOLT	3			KE KDG KUK KTA	0.09	0.198
260	68191-66960	NUT	3			KE KDG KUK KTA	0.025	0.055
270	68721-66850	O RING	4				0.004	0.0088
280	68051-66330	SHIM	8				0.015	0.033
280	68051-66340	SHIM	3				0.021	0.0462



**BLADE**

↔ Interchangeable; ≠ not interchangeable; ← new for old; → old for new

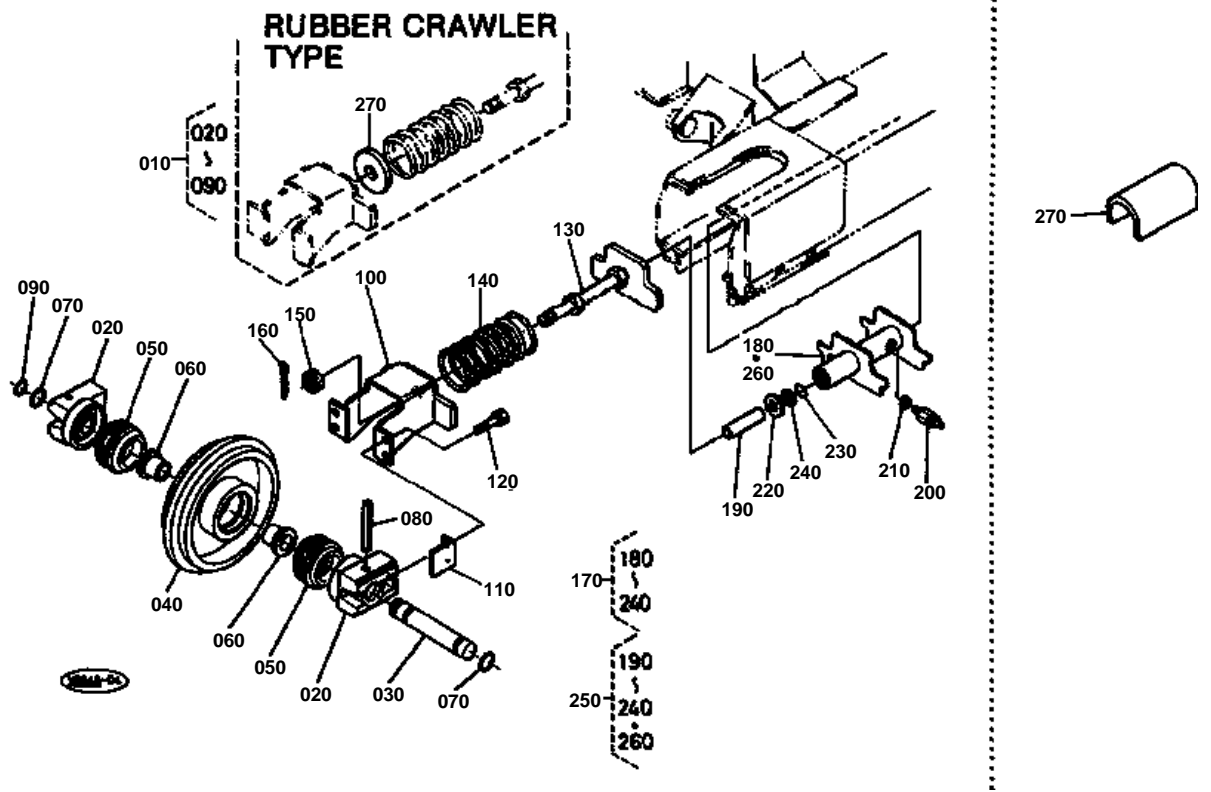
REF.No	Part No.	Description	Q'ty	S.No.	I/C	REMARKS	Weight (kgf)	Weight (lb)
010	68198-74400	ASSY BLADE	1			960MM	45	99
020	06616-25010	NIPPLE GREASE	2				0.008	0.0176
030	68051-74420	PIN	2				0.71	1.562
040	01173-61065	BOLT	2				0.04	0.088
050	02118-60100	NUT	4				0.006	0.0132
060	68721-74440	PIN	1				0.68	1.496
070	69201-71240	PLATE KEY	1				0.05	0.11
080	01133-61020	BOLT	2				0.02	0.044
090	68051-74430	PIN	1				0.94	2.068
100	01173-61075	BOLT	1				0.045	0.099
110	02118-60100	NUT	2				0.006	0.0132



**TRUCK FRAME**

↔ Interchangeable; ≠ not interchangeable; ← new for old; → old for new

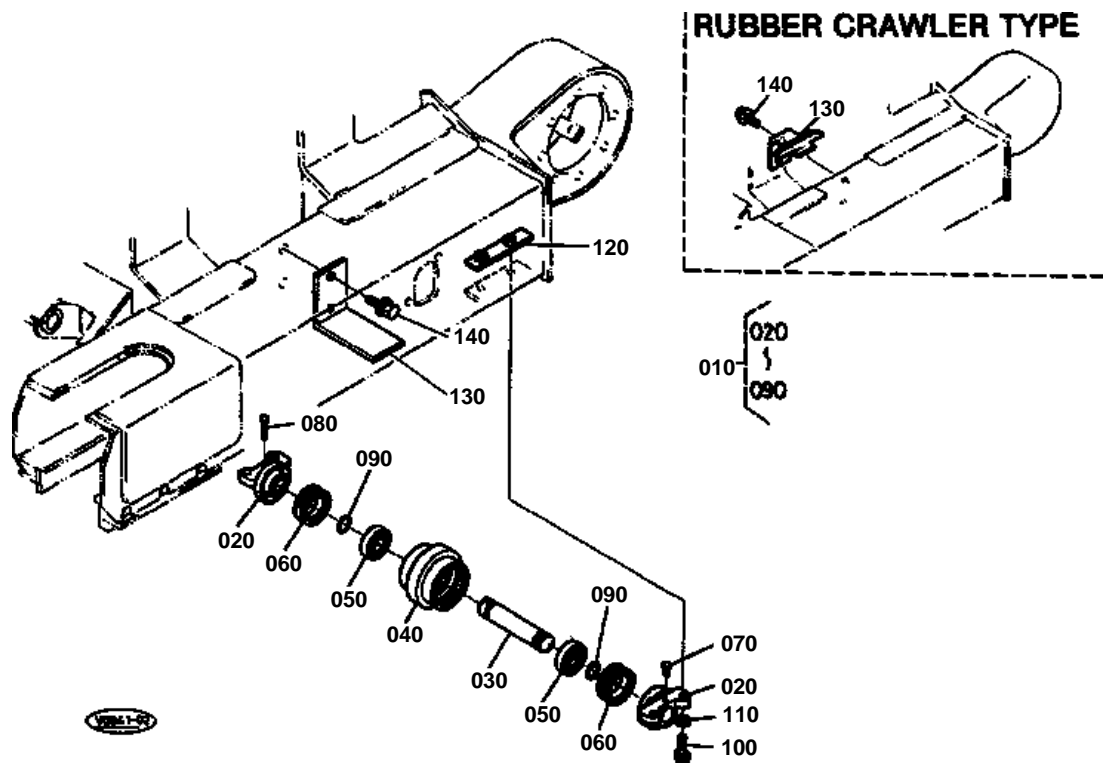
REF.No	Part No.	Description	Q'ty	S.No.	I/C	REMARKS	Weight (kgf)	Weight (lb)
010	68198-21110	FRAME TRACK	1			KE KDG KUK	0	0
010	68198-21210	FRAME TRACK	1			KTC KCL KTA	0	0
020	68198-21140	COVER	2				0.14	0.308
030	01133-61020	BOLT	4				0.02	0.044
040	68198-21150	COVER MOTOR LH	1				1.1	2.42
050	68198-21160	COVER MOTOR RH	1				1.1	2.42
060	01135-61025	BOLT	10				0.04	0.088
070	68198-21170	COVER	1			KE KDG KUK	2.31	5.082
070	68191-21170	COVER	1			KTC KCL KTA	2.47	5.434
080	01135-61025	BOLT	4				0.04	0.088
090	68198-21180	GUIDE	4				1.207	2.6554
100	68191-21190	BOLT HEX-SOC-HD	12				0.02	0.044
110	90545-11340	PLUG	2				0.002	0.0044
120	01133-61220	BOLT	2				0.033	0.0726



**IDLER**

↔ Interchangeable; ≠ not interchangeable; ← new for old; → old for new

REF.No	Part No.	Description	Q'ty	S.No.	I/C	REMARKS	Weight (kgf)	Weight (lb)
010	68198-21300	ASSY WHEEL IDLER	2	≤12259			0	0
010	68198-21302	ASSY WHEEL IDLER	2	≥12260	←		11.8	25.96
020	68198-21320	BRACKET	4				1.07	2.354
030	68051-21330	SHAFT IDLER	2				0.558	1.2276
040	68198-21340	WHEEL IDLER	2	≤12259			0	0
040	68198-21342	WHEEL IDLER	2	≥12260	←		8.6	18.92
050	68741-21350	SEAL FLOATING	4				0	0
060	08240-00001	BEARING BALL	4				0.19	0.418
070	04811-00210	O RING	4				0	0
080	05411-00663	PIN SPRING	2				0.009	0.0198
090	68051-21390	WIRE	2				0.002	0.0044
100	68191-21410	YOKE	2				3.3	7.26
110	68191-21420	SPACER	4				0.21	0.462
120	01133-61230	BOLT	8				0.04	0.088
130	68191-21430	RETAINER SPRING	2	≤11180			1.86	4.092
130	68191-21433	RETAINER SPRING	2	≥11181	←		0	0
140	68051-21420	SPRING	2				2	4.4
150	68741-21420	NUT	2				0.04	0.088
160	05511-50430	PIN SPLIT	2				0.004	0.0088
170	68191-21500	ASSY CYLINDER LH	1				3.1	6.82
180	68191-21510	TUBE CYLINDER LH	1				2.11	4.642
190	68511-21520	RAM	2				0.81	1.782
200	68371-21533	NIPPLE CYLINDER	2	≤12272			0	0
200	68371-21535	NIPPLE CYLINDER	2	≥12273	←		0.045	0.099
210	04724-00120	GASKET	2				0.002	0.0044
220	68511-21550	SEAL ROD	2				0.002	0.0044
230	04810-00300	O RING	2				0	0
240	68511-21540	RING BACK UP	2				0.001	0.0022
250	68191-21600	ASSY CYLINDER RH	1				3.1	6.82
260	68191-21610	TUBE CYLINDER RH	1				2.1	4.62
270	68191-21440	SPACER	2	≤11180		RUBBER CRAWLER TYPE	1.12	2.464
270	68721-94140	SPACER	2	≥11181	≠	RUBBER CRAWLER TYPE	0.3	0.66



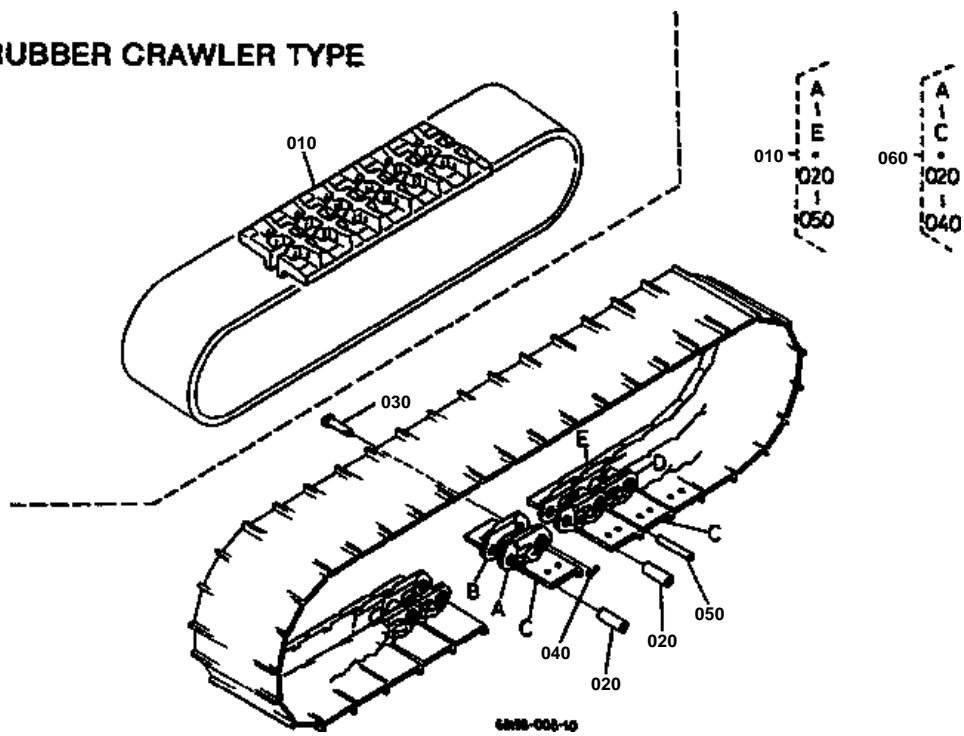


**TRUCK ROLLER**

↔ Interchangeable; ≠ not interchangeable; ← new for old; → old for new

REF.No	Part No.	Description	Q'ty	S.No.	I/C	REMARKS	Weight (kgf)	Weight (lb)
010	68198-21700	ASSY ROLLER TRUCK	6				3.5	7.7
020	68198-21710	BRACKET	12				0	0
030	68051-21720	SHAFT TRUCK ROLLER	6				0.46	1.012
040	68198-21750	ROLLER TRUCK	6				1.48	3.256
050	08101-06205	BEARING BALL	12				0.14	0.308
060	68741-21350	SEAL FLOATING	12				0	0
070	68051-21730	PIN	6				0.005	0.011
080	68051-21740	PIN	6				0.005	0.011
090	04811-00210	O RING	12				0	0
100	01173-61240	BOLT	24				0.045	0.099
110	04512-60120	WASHER SPRING	24				0.005	0.011
120	68191-21780	NUT	12				0.1	0.22
130	68198-21820	PLATE	2				0.7	1.54
130	68191-21810	PLATE	2			RUBBER CRAWLER TYPE	0	0
140	01135-61020	BOLT	4				0.015	0.033

RUBBER CRAWLER TYPE



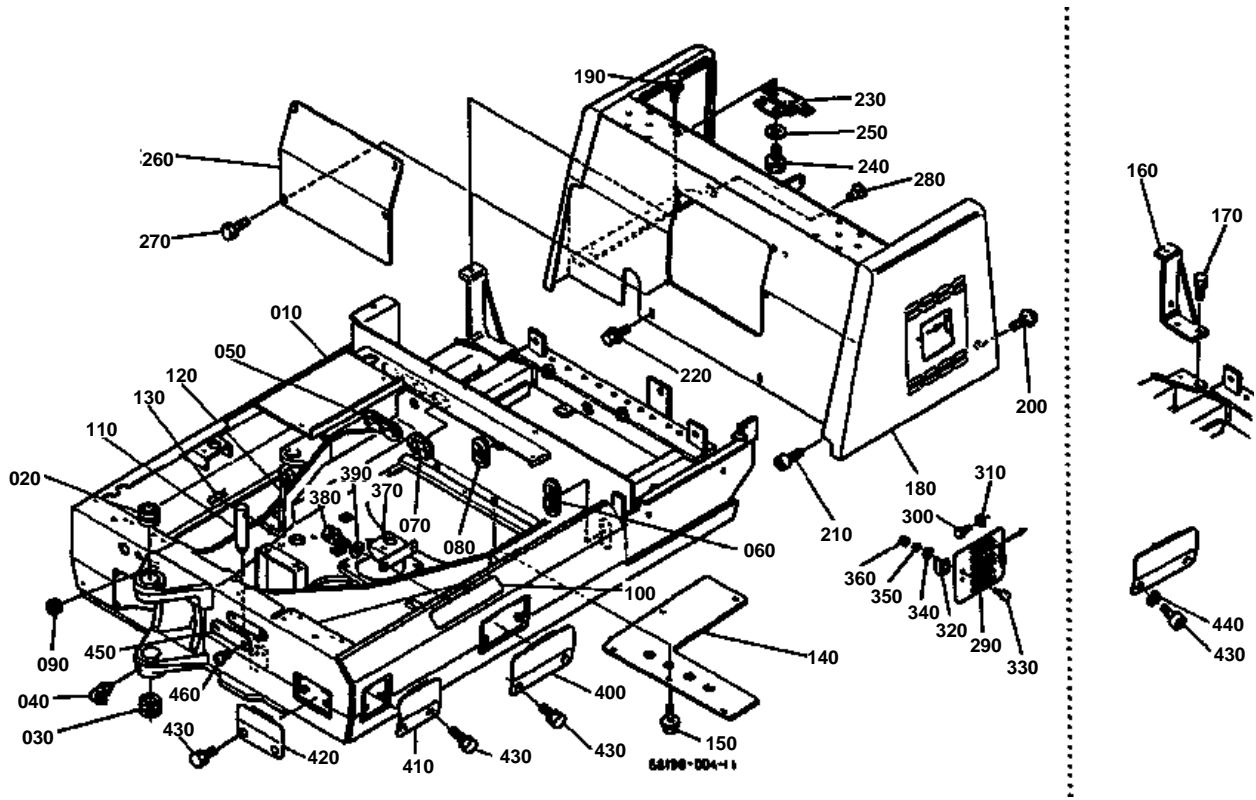


CRAWLER

↔ Interchangeable; ≠ not interchangeable; ← new for old; → old for new

REF.No	Part No.	Description	Q'ty	S.No.	I/C	REMARKS	Weight (kgf)	Weight (lb)
010	68198-22100	ASSY CRAWLER	2	<=12259		230MM	0	0
010	68195-22100	ASSY CRAWLER	2	>=12260	←	230MM	0	0
010	68191-22310	CRAWLER RUBBER	2			RUBBER CRAWLER TYPE	47.02	103.444
020	68051-22170	BUSH	64				0.07	0.154
030	68051-22150	PIN MASTER	2				0.094	0.2068
040	68001-22220	PIN SET	2				0.006	0.0132
050	68051-22160	PIN TRUCK	62				0.1	0.22
060	68191-22250	ASSY LINK	2			OPTION	0	0

# SWIVEL FRAME

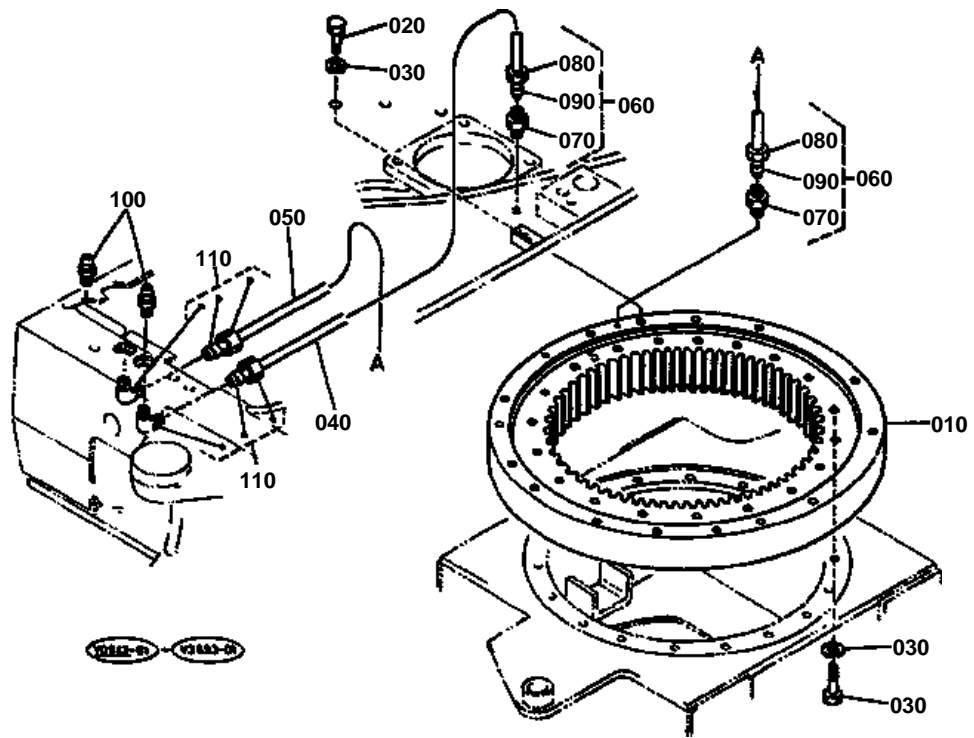


**SWIVEL FRAME**

↔ Interchangeable; ≠ not interchangeable; ← new for old; → old for new

REF.No	Part No.	Description	Q'ty	S.No.	I/C	REMARKS	Weight (kgf)	Weight (lb)
010	68198-41110	FRAME SWING	1	<=11293		KE KDG KUK	0	0
010	68198-41080	FRAME SWING	1	>=11294	↔	KE KDG KUK	0	0
010	68198-41120	FRAME SWING	1			KTC KCL KTA	150	330
020	68191-41120	BUSH	1				0	0
030	68191-41130	BUSH	1				0	0
040	06616-35010	NIPPLE GREASE	1				0.009	0.0198
050	68191-41320	GROMMET	1	<=11053			0.02	0.044
050	68311-41460	TRIM	1	>=11054	↔		0.02	0.044
060	68311-41360	GROMMET	1	<=11053			0	0
060	68311-41470	TRIM	1	>=11054	↔		0.02	0.044
070	68741-41280	GROMMET	2	<=11053			0	0
070	68311-41480	TRIM	2	>=11054	↔		0.015	0.033
080	68311-53180	GROMMET	1	<=11053			0.02	0.044
080	68311-53190	TRIM	1	>=11054	↔		0.015	0.033
090	68551-51250	CUSHION	1				0.001	0.0022
100	68311-41160	STOPPER	1				0.02	0.044
110	68721-41170	PIN ROCK SWING	1	<=10898			0	0
110	68721-41173	PIN ROCK SWING	1	>=10899	←		0	0
120	68191-41190	LEVER SWING LOCK	1				0.17	0.374
130	05515-50800	PIN SNAP	1				0	0
140	68198-41140	COVER	1				1.4	3.08
150	01135-61020	BOLT	5				0.015	0.033
160	68191-41170	SUPPORT ARCH	1	<=11126			1.18	2.596
170	01133-61225	BOLT	2	<=11126			0.037	0.0814
180	68198-41210	FRAME ARCH	1	<=10898		KE KDG KUK	40	88
180	68198-41212	FRAME ARCH	1	>=10899	≠	KE KDG KUK	36	79.2
180	68198-41220	FRAME ARCH	1			KTC KCL	44.5	97.9
180	68198-41310	FRAME ARCH	1			KTA	43.9	96.58
190	01135-61235	BOLT	2				0.05	0.11
200	01135-61225	BOLT	1				0.043	0.0946
210	68191-41450	BOLT HEX-SOC-HD	1				0.04	0.088
220	01135-61020	BOLT	2				0.015	0.033
230	68318-41220	HINGE	2				0.77	1.694
240	01133-61020	BOLT	4				0.02	0.044
250	04015-60100	WASHER PLAIN	4				0.015	0.033
260	68198-41230	COVER	1				1.3	2.86
270	01133-61016	BOLT	4				0.018	0.0396
280	68351-43220	CUSHION	2				0.004	0.0088
290	68198-41240	COVER	1				0.175	0.385
300	01053-60612	BOLT	2				0.006	0.0132
310	04012-50060	WASHER PLAIN	2				0.001	0.0022
320	68701-41240	SPRING CATCH	1				0.01	0.022
330	01053-60512	BOLT	2				0.003	0.0066
340	04012-50050	WASHER PLAIN	2				0.001	0.0022
350	04512-60050	WASHER SPRING	2				0.002	0.0044
360	02054-60050	NUT	2				0.003	0.0066
370	68311-41170	BRACKET	1				0.31	0.682
380	01133-61016	BOLT	2				0.018	0.0396
390	04013-60100	WASHER PLAIN	2				0.003	0.0066
400	68198-41410	COVER	1				0.54	1.188
410	68198-41420	COVER	1				0.38	0.836
420	68198-41430	COVER	1				0.35	0.77
430	68311-41450	BOLT HEX-SOC-HD	6	<=11223			0	0
430	01123-50820	BOLT	6	>=11224	↔		0.011	0.0242
440	04512-60080	WASHER SPRING	6	<=11223			0.002	0.0044
450	68158-41440	COVER	1			KE KDG KUK	0.1	0.22
460	03004-60816	SCREW WITH WASHER	2			KE KDG KUK	0.011	0.0242

# SWIVEL BEARING

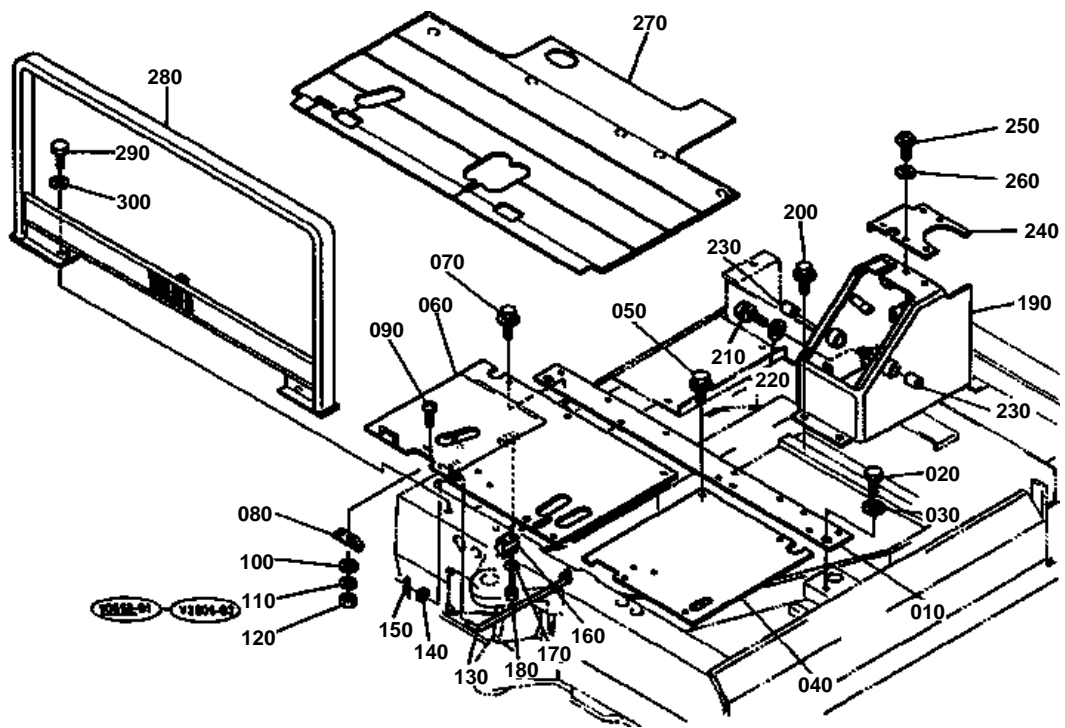


**SWIVEL BEARING**

↔ Interchangeable; ≠ not interchangeable; ← new for old; → old for new

REF.No	Part No.	Description	Q'ty	S.No.	I/C	REMARKS	Weight (kgf)	Weight (lb)
010	68191-19110	BEARING SWING	1				17.1	37.62
020	01176-61225	BOLT	33				0.035	0.077
030	04512-60120	WASHER SPRING	33				0.005	0.011
040	68721-19210	TUBE NYLON	1				0.005	0.011
050	68581-19210	TUBE NYLON	1				0.01	0.022
060	68241-67470	CONNECTOR	2				0.013	0.0286
070	68241-67480	BODY CONNECTOR	2				0.01	0.022
080	68331-41350	NUT	2				0.002	0.0044
090	68331-41340	SLEEVE	2				0.001	0.0022
100	06611-15010	NIPPLE GREASE	2				0.01	0.022
110	68741-19220	CONNECTOR	2				0.02	0.044

# FLOOR PLATE



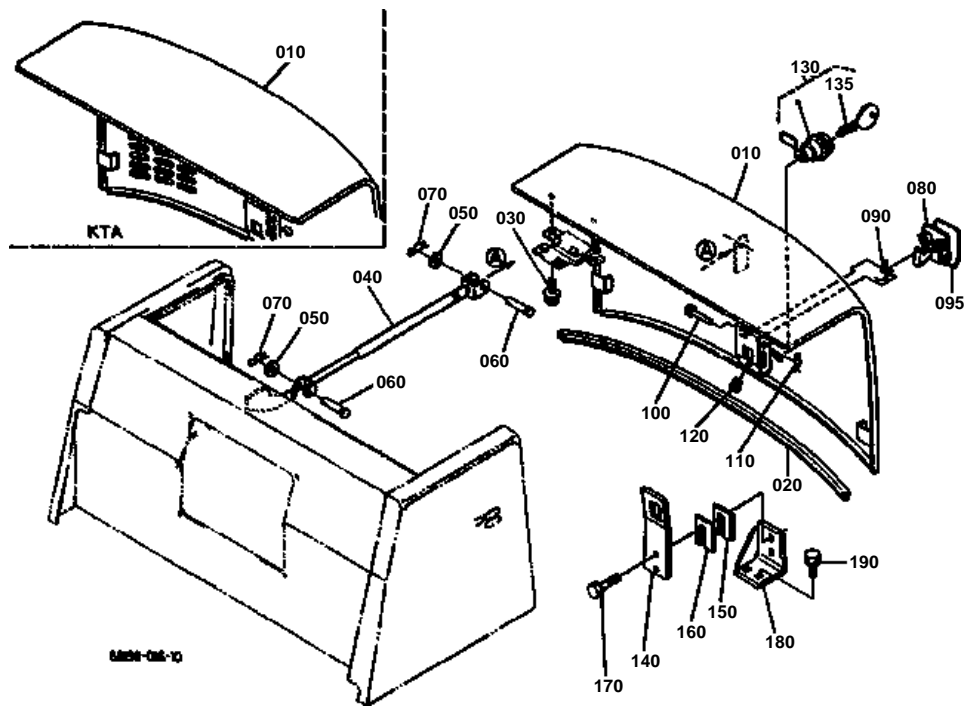


**FLOOR PLATE**

↔ Interchangeable; ≠ not interchangeable; ← new for old; → old for new

REF.No	Part No.	Description	Q'ty	S.No.	I/C	REMARKS	Weight (kgf)	Weight (lb)
010	68198-44110	SUPPORT STEP	1				2.6	5.72
020	01133-61225	BOLT	2				0.037	0.0814
030	04013-60120	WASHER PLAIN	2				0.01	0.022
040	68198-44130	STEP	1				1.9	4.18
050	01135-61020	BOLT	4				0.015	0.033
060	68198-92140	STEP	1				3.7	8.14
070	01135-61020	BOLT	5				0.015	0.033
080	68701-41240	SPRING CATCH	1				0.01	0.022
090	03024-60512	SCREW WITH WASHER	2				0.002	0.0044
100	04012-50050	WASHER PLAIN	2				0.001	0.0022
110	04512-60050	WASHER SPRING	2				0.002	0.0044
120	02054-60050	NUT	2				0.003	0.0066
130	68191-92170	STAY	1				0.09	0.198
140	04013-60080	WASHER PLAIN	1				0.002	0.0044
150	05515-50800	PIN SNAP	1				0	0
160	63052-34380	STOPPER	1				0.01	0.022
170	04013-60060	WASHER PLAIN	2				0.001	0.0022
180	01202-60612	BOLT	2				0.006	0.0132
190	68198-44210	COVER	1			KE KDG KUK	3.7	8.14
190	68198-44240	COVER	1			KTC KCL KTA	3.366	7.4052
200	01135-61020	BOLT	2				0.015	0.033
210	01133-61016	BOLT	1				0.018	0.0396
220	04013-60100	WASHER PLAIN	1				0.003	0.0066
230	08511-01620	BUSH	2				0.008	0.0176
240	68198-44220	COVER	1				0	0
250	03004-60816	SCREW WITH WASHER	4	≤11360			0.011	0.0242
250	03004-60816	SCREW WITH WASHER	5	≥11361			0.011	0.0242
260	04013-60080	WASHER PLAIN	4	≤11360			0.002	0.0044
260	04013-60080	WASHER PLAIN	5	≥11361			0.002	0.0044
270	68191-92133	MAT	1	≤11238			0	0
270	68191-92134	MAT	1	≥11239	←		2.3	5.06
280	68191-44120	RAIL HAND	1			KE KDG KUK	4.45	9.79
290	01173-61635	BOLT	2			KE KDG KUK	0.077	0.1694
300	04512-60160	WASHER SPRING	2			KE KDG KUK	0.01	0.022

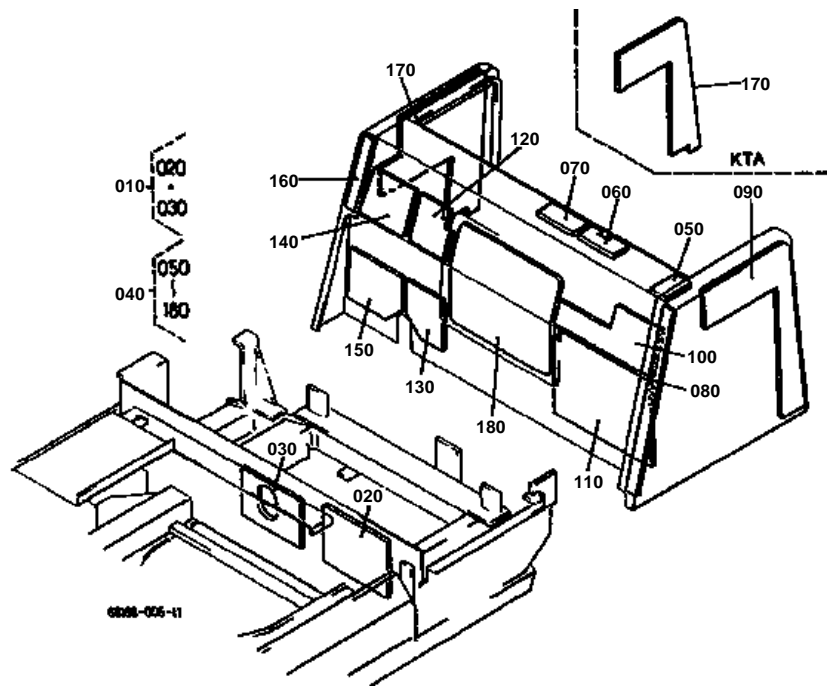
# BONNET



**BONNET**

↔ Interchangeable; ≠ not interchangeable; ← new for old; → old for new

REF.No	Part No.	Description	Q'ty	S.No.	I/C	REMARKS	Weight (kgf)	Weight (lb)
010	68198-43410	COVER BONNET	1	<=10898		EXCEPT KTA	19	41.8
010	68198-43412	COVER BONNET	1	>=10899	≠	EXCEPT KTA	18.5	40.7
010	68198-43510	BONNET	1			KTA	34	74.8
020	68191-43520	TRIM	1				0.17	0.374
030	01135-61020	BOLT	4				0.015	0.033
040	68198-43450	STAY	1	<=10898			0.45	0.99
040	68158-43450	STAY	1	>=10899	≠		0.32	0.704
050	04013-60100	WASHER PLAIN	2				0.003	0.0066
060	05122-51028	PIN JOINT	2				0	0
070	05515-51000	PIN SNAP	2				0	0
080	68318-43420	HOOK	1				0.23	0.506
090	68311-43430	SPRING	1				0.01	0.022
095	68311-43530	PLATE PARTITION	1				0.01	0.022
100	05122-51080	PIN JOINT	1				0	0
110	05515-51000	PIN SNAP	1				0	0
120	38240-29870	CUSHION	1				0.004	0.0088
130	68311-43440	ASSY KEY	1				0.09	0.198
135	68285-99910	KEY CABIN	1				0.02	0.044
140	68191-43460	BRACKET	1				1.1	2.42
150	68311-43480	SHIM	1				0.1	0.22
160	68311-43490	SHIM	2				0.05	0.11
170	01133-61040	BOLT	2				0.03	0.066
180	68191-43470	BRACKET	1				1.19	2.618
190	01133-61025	BOLT	2				0.02	0.044

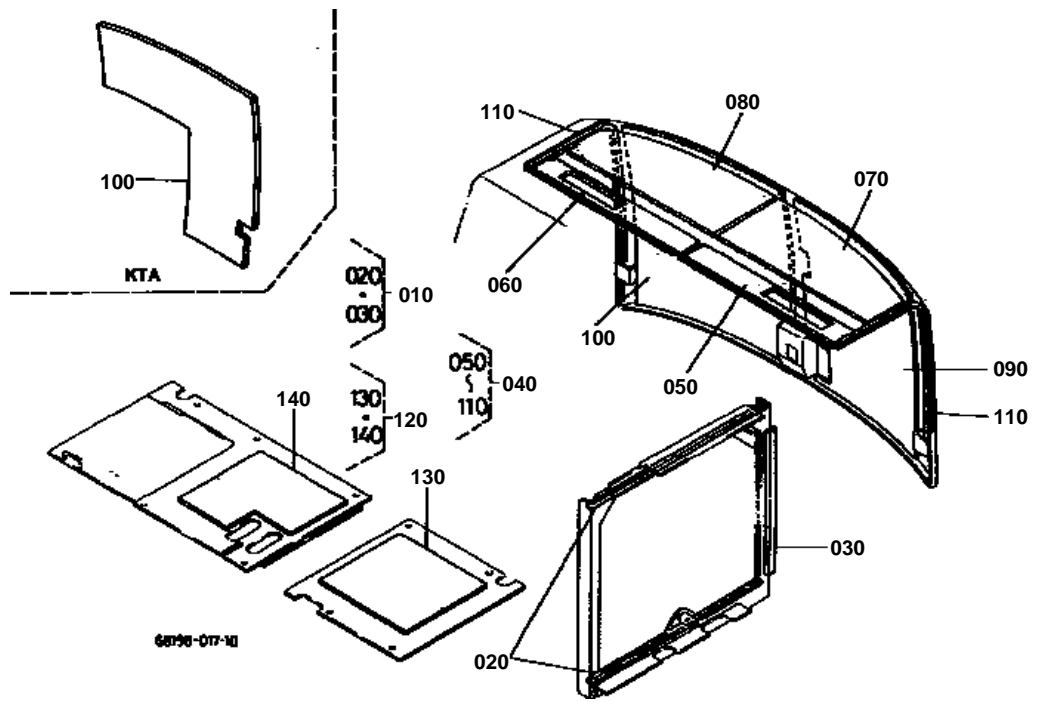


**SPONGE (1) [KTC KCL KTA]**

↔ Interchangeable; ≠ not interchangeable; ← new for old; → old for new

REF.No	Part No.	Description	Q'ty	S.No.	I/C	REMARKS	Weight (kgf)	Weight (lb)
010	68198-41500	KIT SPONGE	1				0.09	0.198
020	68198-41510	SPONGE	1				0.02	0.044
030	68198-41520	SPONGE	1				0.015	0.033
040	68198-41600	KIT SPONGE	1			KTC KCL	0.2	0.44
040	68198-41800	KIT SPONGE	1			KTA	0.4	0.88
050	68198-41610	SPONGE	1				0.005	0.011
060	68198-41620	SPONGE	1				0.01	0.022
070	68198-41720	SPONGE	1				0.005	0.011
080	68198-41630	SPONGE	1				0.012	0.0264
090	68191-41640	SPONGE	1				0.05	0.11
100	68198-41640	SPONGE	1				0.02	0.044
110	68198-41650	SPONGE	1				0.02	0.044
120	68198-41660	SPONGE	1				0.008	0.0176
130	68198-41670	SPONGE	1				0.01	0.022
140	68198-41680	SPONGE	1				0.01	0.022
150	68198-41690	SPONGE	1				0.015	0.033
160	68198-41710	SPONGE	1				0.01	0.022
170	68191-41710	SPONGE	1			KTC KCL	0.05	0.11
170	68198-41810	SPONGE	1			KTA	0.02	0.044
180	68191-41720	SPONGE	1				0.07	0.154

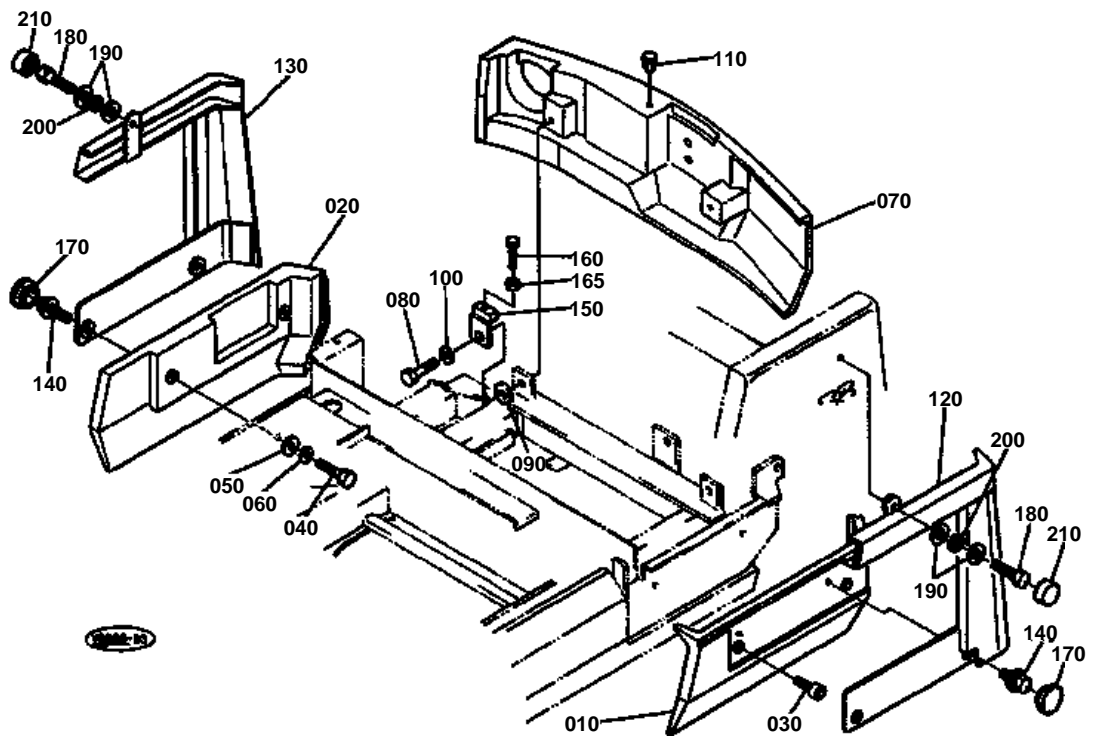
SPONGE (2)



**SPONGE (2)**

↔ Interchangeable; ≠ not interchangeable; ← new for old; → old for new

REF.No	Part No.	Description	Q'ty	S.No.	I/C	REMARKS	Weight (kgf)	Weight (lb)
010	68191-42900	KIT SPONGE	1				0.01	0.022
020	68191-42910	SPONGE	2				0.005	0.011
030	68191-42920	SPONGE	1				0.005	0.011
040	68191-43700	KIT SPONGE	1	≤10898		EXCEPT KTA	1.2	2.64
040	68191-43702	KIT SPONGE	1	≥10899	≠	EXCEPT KTA	0.7	1.54
040	68198-43700	KIT SPONGE	1			KTA	0.4	0.88
050	68191-43710	SPONGE	1				0.015	0.033
060	68191-43720	SPONGE	1				0.02	0.044
070	68191-43730	SPONGE	1				0.07	0.154
080	68191-43740	SPONGE	1				0.07	0.154
090	68191-43750	SPONGE	1	≤10898			0.15	0.33
090	68191-43753	SPONGE	1	≥10899	≠		0.1	0.22
100	68191-43760	SPONGE	1			EXCEPT KTA	0.18	0.396
100	68198-43760	SPONGE	1			KTA	0.04	0.088
110	68191-43770	SPONGE	2				0.01	0.022
120	68191-44600	KIT SPONGE	1				0.1	0.22
130	68191-44610	SPONGE	1				0.05	0.11
140	68191-44620	SPONGE	1				0.05	0.11

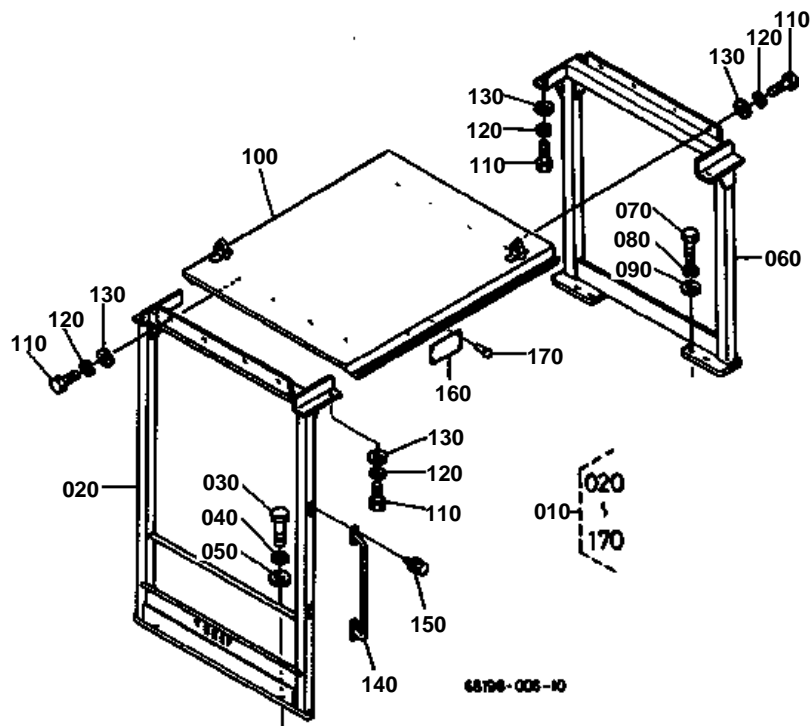




**WEIGHT**

↔ Interchangeable; ≠ not interchangeable; ← new for old; → old for new

REF.No	Part No.	Description	Q'ty	S.No.	I/C	REMARKS	Weight (kgf)	Weight (lb)
010	68198-48210	WEIGHT LH	1				24	52.8
020	68198-48220	WEIGHT RH	1				24	52.8
030	01370-11255	BOLT HEX-SOC-HD	2	<=12327			0.064	0.1408
030	01370-11240	BOLT HEX-SOC-HD	2	>=12328	←		0.05	0.11
040	01173-61235	BOLT	2				0.04	0.088
050	04015-60120	WASHER PLAIN	2				0.022	0.0484
060	04512-60120	WASHER SPRING	2				0.005	0.011
070	68198-48230	WEIGHT	1				50.2	110.44
080	01173-61640	BOLT	2				0.085	0.187
090	04015-60160	WASHER PLAIN	2				0.058	0.1276
100	04512-60160	WASHER SPRING	2				0.01	0.022
110	90545-11340	PLUG	2				0.002	0.0044
120	68198-48314	PROTECTOR LH	1				0	0
130	68198-48324	PROTECTOR RH	1				0	0
140	01135-61220	BOLT	4				0	0
150	68311-48240	WASHER	2				0.15	0.33
160	01175-61045	BOLT	2				0.04	0.088
165	02116-60100	NUT	2	>=11239			0.004	0.0088
170	68311-48380	GROMMET	4				0.02	0.044
180	01173-61235	BOLT	2				0.04	0.088
190	04013-60120	WASHER PLAIN	4				0.01	0.022
200	04512-60120	WASHER SPRING	2				0.005	0.011
210	68311-48390	GROMMET	2				0.01	0.022

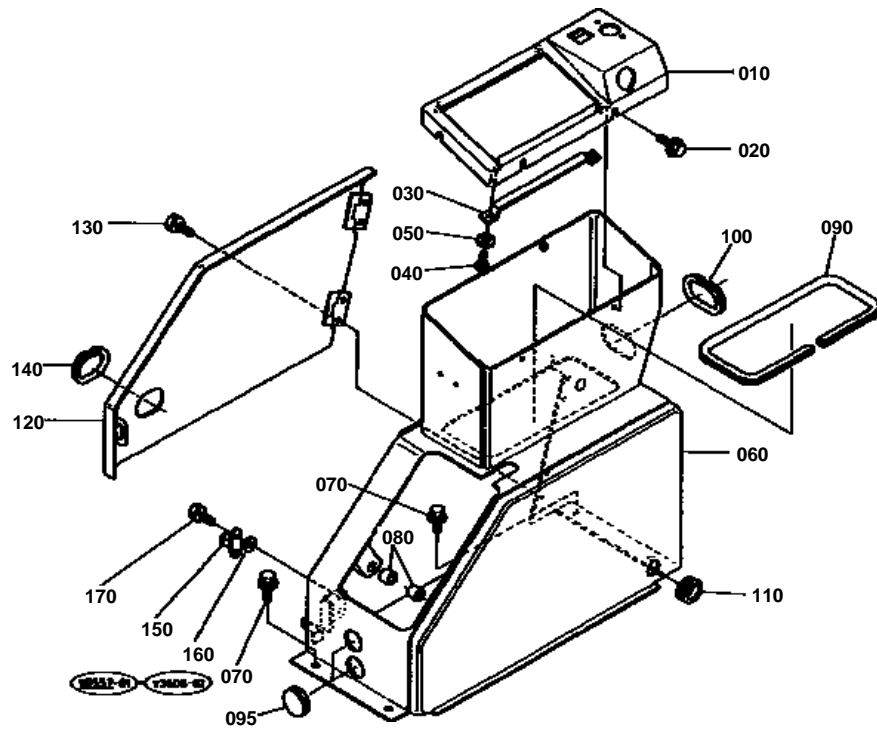


**CANOPY (ROPS) [KTC KCL KTA]**

↔ Interchangeable; ≠ not interchangeable; ← new for old; → old for new

REF.No	Part No.	Description	Q'ty	S.No.	I/C	REMARKS	Weight (kgf)	Weight (lb)
010	68198-45200	KIT CANOPY ROPS	1				210	462
020	68198-45210	POST	1				39.8	87.56
030	01176-61650	BOLT	2				0.1	0.22
040	04512-60160	WASHER SPRING	2				0.01	0.022
050	04012-60160	WASHER PLAIN	2				0.008	0.0176
060	68198-45220	POST	1				31	68.2
070	01176-61240	BOLT	4				0.044	0.0968
080	04512-60120	WASHER SPRING	4				0.005	0.011
090	04015-60120	WASHER PLAIN	4				0.022	0.0484
100	68198-45230	ROOF ROPS	1				51.2	112.64
110	01176-61230	BOLT	12				0.036	0.0792
120	04512-60120	WASHER SPRING	12				0.005	0.011
130	04013-60120	WASHER PLAIN	12				0.01	0.022
140	68318-46150	RAIL HAND	2				1.27	2.794
150	01135-61020	BOLT	8				0.015	0.033
160	68198-57320	PLATE NAME	1				0.017	0.0374
170	54102-24420	RIVET	4				0.001	0.0022

# INSTRUMENT PANEL

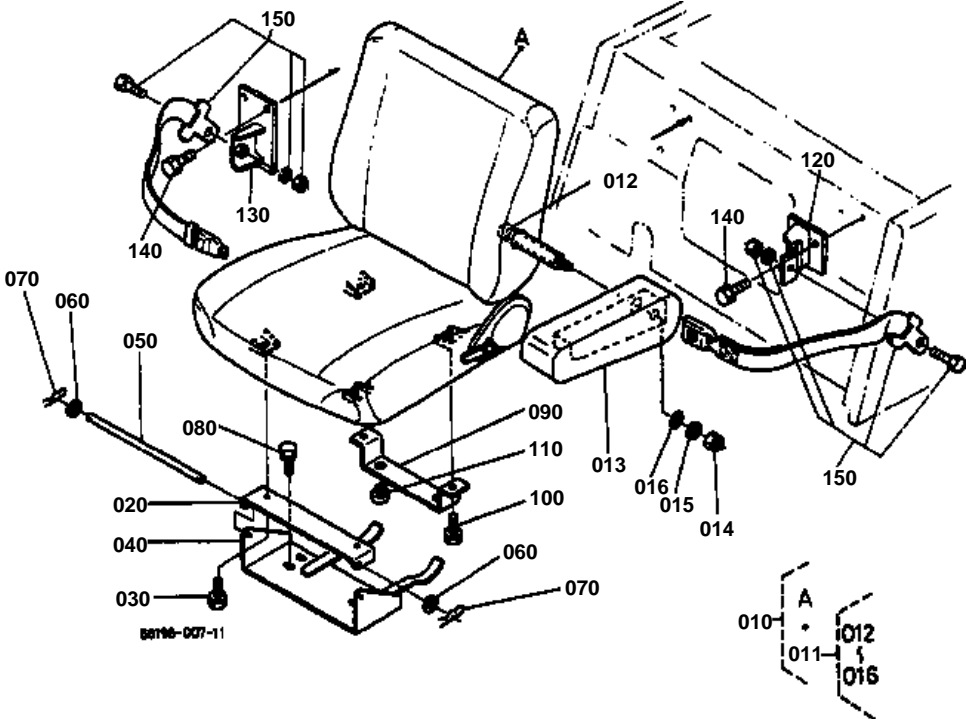




**INSTRUMENT PANEL**

↔ Interchangeable; ≠ not interchangeable; ← new for old; → old for new

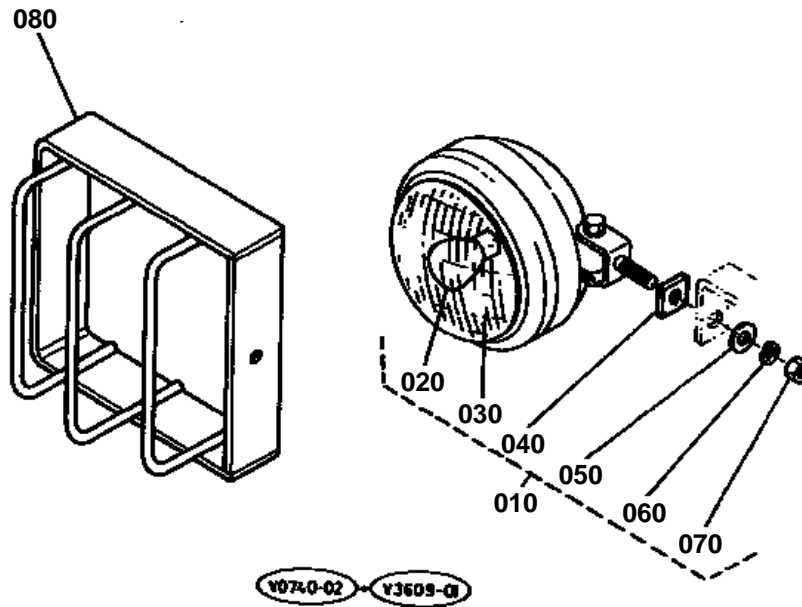
REF.No	Part No.	Description	Q'ty	S.No.	I/C	REMARKS	Weight (kgf)	Weight (lb)
010	68198-53130	PANEL	1			KE KDG KUK	0	0
010	68191-53130	PANEL	1			KTC KCL KTA	0.445	0.979
020	01125-60816	BOLT	3				0.01	0.022
030	68311-53160	PLATE	2				0.05	0.11
040	03054-60512	SCREW CR-REC-PAN-HD	4				0.002	0.0044
050	04512-60050	WASHER SPRING	4				0.002	0.0044
060	68198-53110	BOX PANEL	1	≤11223		KE KDG KUK	7.5	16.5
060	68198-53114	BOX PANEL	1	≥11224	≠	KE KDG KUK	8	17.6
060	68198-53140	BOX PANEL	1	≤11223		KTC KCL	7.9	17.38
060	68198-53142	BOX PANEL	1	≥11224	≠	KTC KCL KTA	7.9	17.38
070	01135-61020	BOLT	4				0.015	0.033
080	08511-01620	BUSH	2				0.008	0.0176
090	68311-44560	GROMMET	1	≤11053			0	0
090	68311-44520	TRIM	1	≥11054	↔		0.05	0.11
095	68331-51430	GROMMET	2				0.01	0.022
100	68311-53180	GROMMET	1	≤11053			0.02	0.044
100	68311-53190	TRIM	1	≥11054	↔		0.015	0.033
110	90407-11210	GROMMET	1				0.006	0.0132
120	68198-53120	COVER	1	≤11223			1.37	3.014
120	68198-53123	COVER	1	≥11224	≠		1.38	3.036
130	01202-60612	BOLT	4				0.006	0.0132
140	68741-41280	GROMMET	1	≤11053			0	0
140	68311-41480	TRIM	1	≥11054	↔		0.015	0.033
150	63052-34380	STOPPER	1				0.01	0.022
160	04013-60060	WASHER PLAIN	2				0.001	0.0022
170	01202-60612	BOLT	2				0.006	0.0132





↔ Interchangeable; ≠ not interchangeable; ← new for old; → old for new

REF.No	Part No.	Description	Q'ty	S.No.	I/C	REMARKS	Weight (kgf)	Weight (lb)
010	68191-38000	ASSY SEAT	1	←=11360			9	19.8
010	68191-38002	ASSY SEAT	1	≥=11361	←		0	0
011	68191-38200	ASSY ARMREST	1	≥=11361			0.7	1.54
012	68191-38210	COLLAR	2	≥=11361			0.005	0.011
013	68191-38220	ARMREST	1	≥=11361			0.7	1.54
014	68191-38230	NUT LOCK	1	≥=11361			0.01	0.022
015	68191-38240	WASHER SPRING	1	≥=11361			0.008	0.0176
016	68191-38250	SPRING PLATE	1	≥=11361			0.005	0.011
020	68198-38210	BRACKET	1				1	2.2
030	01123-60816	BOLT	2				0.01	0.022
040	68198-38220	BRACKET	1				2	4.4
050	68191-38130	PIN	1				0.18	0.396
060	04011-50100	WASHER PLAIN	2				0.002	0.0044
070	05515-51000	PIN SNAP	2				0	0
080	01133-61016	BOLT	2				0.018	0.0396
090	68198-38230	BRACKET	1				0.5	1.1
100	01123-60816	BOLT	2				0.01	0.022
110	32160-18440	CUSHION	2				0.013	0.0286
120	68328-41230	BRACKET LH	1			KTC KCL KTA	0.8	1.76
130	68198-41250	BRACKET RH	1			KTC KCL KTA	0.084	0.1848
140	01133-61230	BOLT	5			KTC KCL KTA	0.04	0.088
150	68817-43380	ASSY BELT SEAT	1			KTC KCL KTA	0.85	1.87

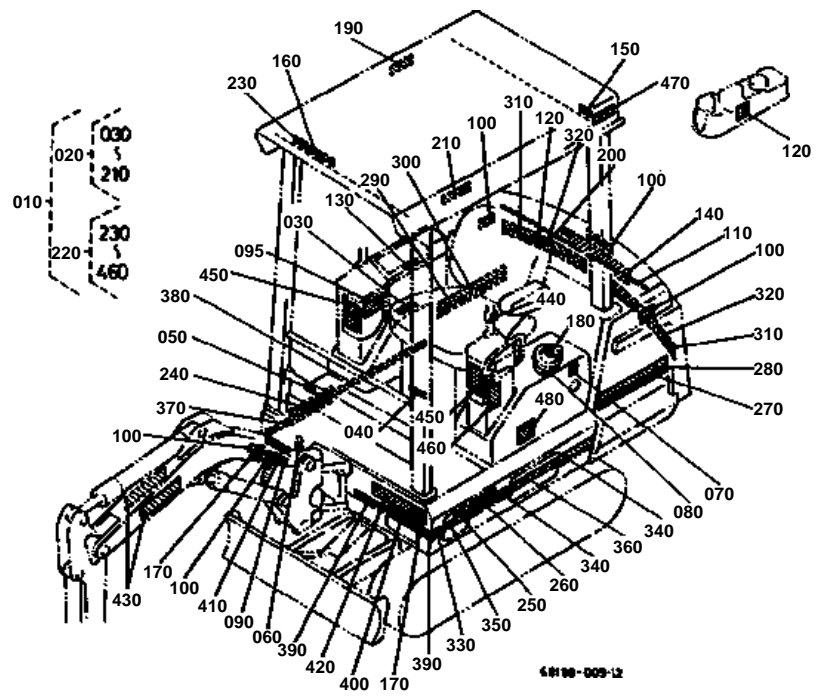




**LIGHT**

↔ Interchangeable; ≠ not interchangeable; ← new for old; → old for new

REF.No	Part No.	Description	Q'ty	S.No.	I/C	REMARKS	Weight (kgf)	Weight (lb)
010	68311-53430	ASSY LAMP	1				0.5	1.1
020	68311-53440	BULB	1				0.03	0.066
030	68311-53450	LENS	1				0.11	0.242
040	68311-53460	CUSHION	1				0.01	0.022
050	04013-60100	WASHER PLAIN	1				0.003	0.0066
060	04512-60100	WASHER SPRING	1				0.002	0.0044
070	02118-60100	NUT	1				0.006	0.0132
080	68328-53450	GUARD LIGHT	1				0	0





LABEL [KTC KCL KTA]

↔ Interchangeable; ≠ not interchangeable; ← new for old; → old for new

REF.No	Part No.	Description	Q'ty	S.No.	I/C	REMARKS	Weight (kgf)	Weight (lb)
010	68198-57100	KIT LABEL	1			KTC	0.26	0.572
010	68198-57200	KIT LABEL	1			KCL	0.26	0.572
020	68198-57140	KIT LABEL	1			KTC	0	0
020	68198-57240	KIT LABEL	1			KCL KTA	0.125	0.275
030	68311-57430	LABEL	1				0.002	0.0044
040	68198-57760	LABEL	1			KTC	0.001	0.0022
040	68328-57390	LABEL	1			KCL KTA	0.002	0.0044
050	68328-57450	LABEL	1			KTC	0.002	0.0044
050	68198-57410	LABEL	1			KCL KTA	0.001	0.0022
060	68658-57450	LABEL	1			KTC	0.002	0.0044
060	68198-57420	LABEL	1			KCL KTA	0.001	0.0022
070	68311-57470	LABEL	1				0.001	0.0022
080	68311-57490	LABEL	1				0.002	0.0044
090	68548-57420	LABEL	1	≤11238		KTC	0	0
090	68548-57422	LABEL	1	≥11239	←	KTC	0.002	0.0044
095	68328-57510	LABEL	1			KCL KTA	0.005	0.011
100	68728-57262	LABEL	5	≤11238		KTC	0	0
100	68728-57264	LABEL	5	≥11239	←	KTC	0.001	0.0022
100	68518-57260	LABEL	5	≤11238		KCL	0	0
100	68518-57262	LABEL	5	≥11239	←	KCL KTA	0.003	0.0066
110	68198-57750	LABEL	1			KTC	0.002	0.0044
110	68328-57850	LABEL	1			KCL KTA	0.005	0.011
120	68328-57330	LABEL	2			KTC	0.001	0.0022
120	68328-57550	LABEL	2			KCL KTA	0.003	0.0066
130	68311-57610	LABEL	1				0.001	0.0022
140	68328-57250	MARK KUBOTA	1				0.025	0.055
150	68198-57770	LABEL CAUTION	1			KTC	0.002	0.0044
150	68328-57660	LABEL CAUTION	1			KCL KTA	0.001	0.0022
160	68328-57890	LABEL	1				0.003	0.0066
170	68328-57350	LABEL	2			KTC	0.003	0.0066
170	68328-57360	LABEL	2			KCL KTA	0.001	0.0022
180	68285-57890	LABEL	1			KTC	0.001	0.0022
190	68198-57790	LABEL CAUTION	1			KTC	0	0
190	68328-57670	LABEL	1			KCL KTA	0.001	0.0022
200	68198-57740	LABEL	1			KTC	0.001	0.0022
210	68328-57310	LABEL CAUTION	1	≤11238		KTC	0.005	0.011
210	68328-57314	LABEL CAUTION	1	≥11239	←	KTC	0.005	0.011
210	68328-57680	LABEL CAUTION	1			KCL KTA	0.005	0.011
220	68198-57160	KIT LABEL	1			KTC	0.195	0.429
220	68198-57260	KIT LABEL	1			KCL	0.19	0.418
220	68198-58260	KIT LABEL	1			KTA	0.185	0.407
230	68328-57480	LABEL	1			KTC KCL	0.001	0.0022
230	68328-57410	LABEL	1			KTA	0.003	0.0066
240	68198-57120	MARK	1				0.01	0.022
250	68158-57360	MARK	1				0.01	0.022
260	68198-57350	MARK	1				0.005	0.011
270	68191-57130	MARK ARCH LH	1			KTC KCL	0.03	0.066
270	68198-57130	MARK ARCH LH	1			KTA	0.003	0.0066
280	68191-57330	MARK LH	1			KTC KCL	0.01	0.022
280	68198-57330	MARK LH	1			KTA	0.002	0.0044
290	68191-57140	MARK ARCH RH	1				0.02	0.044
300	68191-57340	MARK ARCH RH	1				0.02	0.044
310	68191-57170	MARK BONNET	2				0.012	0.0264
320	68191-57370	MARK BONNET	2				0.001	0.0022
330	68191-57180	MARK SWING LH	1	≤11293			0.001	0.0022
330	68198-57450	MARK SWING LH	1	≥11294	≠		0.001	0.0022
340	68191-57190	MARK SWING LH	1	≤11293			0.01	0.022
340	68198-57460	MARK SWING LH	1	≥11294	≠		0.001	0.0022
350	68191-57310	MARK SWING LH	1	≤11293			0.001	0.0022



**LABEL [KTC KCL KTA]**

↔ Interchangeable; ≠ not interchangeable; ← new for old; → old for new

REF.No	Part No.	Description	Q'ty	S.No.	I/C	REMARKS	Weight (kgf)	Weight (lb)
350	68198-57470	MARK SWING LH	1	>=11294	≠		0.001	0.0022
360	68191-57320	MARK SWING LH	1				0.001	0.0022
370	68191-57210	MARK SWING RH	1				0.001	0.0022
380	68191-57220	MARK SWING RH	1				0.005	0.011
390	68198-57230	MARK	1				0.005	0.011
400	68198-57390	MARK	1				0.005	0.011
410	68191-57240	MARK	1				0.001	0.0022
420	68191-57260	MARK KUBOTA	1				0.007	0.0154
430	76611-47694	LABEL KUBOTA	2				0.01	0.022
440	68548-57340	LABEL	1				0.001	0.0022
450	68198-57640	LABEL	2			KTC	0.009	0.0198
450	68198-57650	LABEL	2			KCL KTA	0.001	0.0022
460	68328-57780	LABEL	2			KTC	0.005	0.011
460	68328-57790	LABEL	2			KCL KTA	0.001	0.0022
470	76611-47694	LABEL KUBOTA	2	>=11444			0.01	0.022
480	68198-57210	LABEL BREAKER	1	>=12299		KTA	0.002	0.0044

**IMAGE NOT AVAILABLE**



ACCESSORIES

↔ Interchangeable; ≠ not interchangeable; ← new for old; → old for new

REF.No	Part No.	Description	Q'ty	S.No.	I/C	REMARKS	Weight (kgf)	Weight (lb)
010	68198-81100	KIT TOOLS	1				0	0
010	68198-81100	KIT TOOLS	1				0	0
020	17011-91110	CASE TOOLS	1				1.29	2.838
030	32360-19300	SCREW DRIVER	1				0.07	0.154
040	07211-10150	PLIERS	1				0.16	0.352
050	07012-11012	SPANNER	1				0.041	0.0902
060	07012-11417	SPANNER	2	<=11080			0.084	0.1848
060	07012-11417	SPANNER	1	>=11081			0.084	0.1848
070	68311-81110	SPANNER	1				0.5	1.1
080	07013-01012	WRENCH(SOCKET)	1				0.144	0.3168
090	07013-00022	WRENCH SOCKET	1				0.225	0.495
100	07014-00008	SPANNER	1				0.052	0.1144
110	07018-81922	SPANNER RING	1				0.312	0.6864
120	15241-86612	WRENCH FILTER	1				0.115	0.253
130	15241-86612	WRENCH FILTER	1				0.115	0.253
140	68061-81110	SQUEEZER GREASE	1				1.75	3.85
150	68318-81230	MANUAL INSTRUCTION	1			KDG	0.15	0.33
150	68318-81240	MANUAL INSTRUCTION	1	<=11223		KE KUK KCL	0.23	0.506
150	68318-81242	MANUAL INSTRUCTION	1	>=11224	←	KE KUK KCL	0	0
150	68318-81243	MANUAL INSTRUCTION	1	>=11931	←	KE KUK KCL	0	0
150	68318-81244	MANUAL INSTRUCTION	1		←	KE KUK KCL KTA	0.185	0.407
150	68328-81230	MANUAL INSTRUCTION	1			KTC	0.2	0.44
160	68198-81290	LIST PARTS	1	<=11223			0.22	0.484
160	68198-81292	LIST PARTS	1	>=11224	←		0	0
160	68198-81293	LIST PARTS	1	>=11561	←		0	0
160	68198-81294	LIST PARTS	1		←		0	0
160	68198-81295	LIST PARTS	1		←		0.232	0.5104
170	67111-55190	RING FUSIBLE	1				0.005	0.011