

Instructions for Parts Books

The heading at the top of the page will be the same for the picture of the parts as it is for the page with the part numbers.

Definition of column headings on part number pages:

REF.No → The number referring to the part on the picture page of the parts book.

Part No. → The number assigned to this part at the time of printing the parts book.

Description → Description of part.

Q'ty → Quantity of part used on that page.

S.No. → Serial number range of the equipment that this part will fit.

>= Your serial number should be greater than or equal to the number shown.

<= Your serial number should be lesser than or equal to the serial number shown.

I/C → Interchangeability of part shown.

↔ The part shown will work for the older and later serial number.

The part shown is not interchangeable with the other serial number.

← new for old

→ old for new

Remarks → Notes about this particular part. Sometimes this may say except [FR] or [CA]

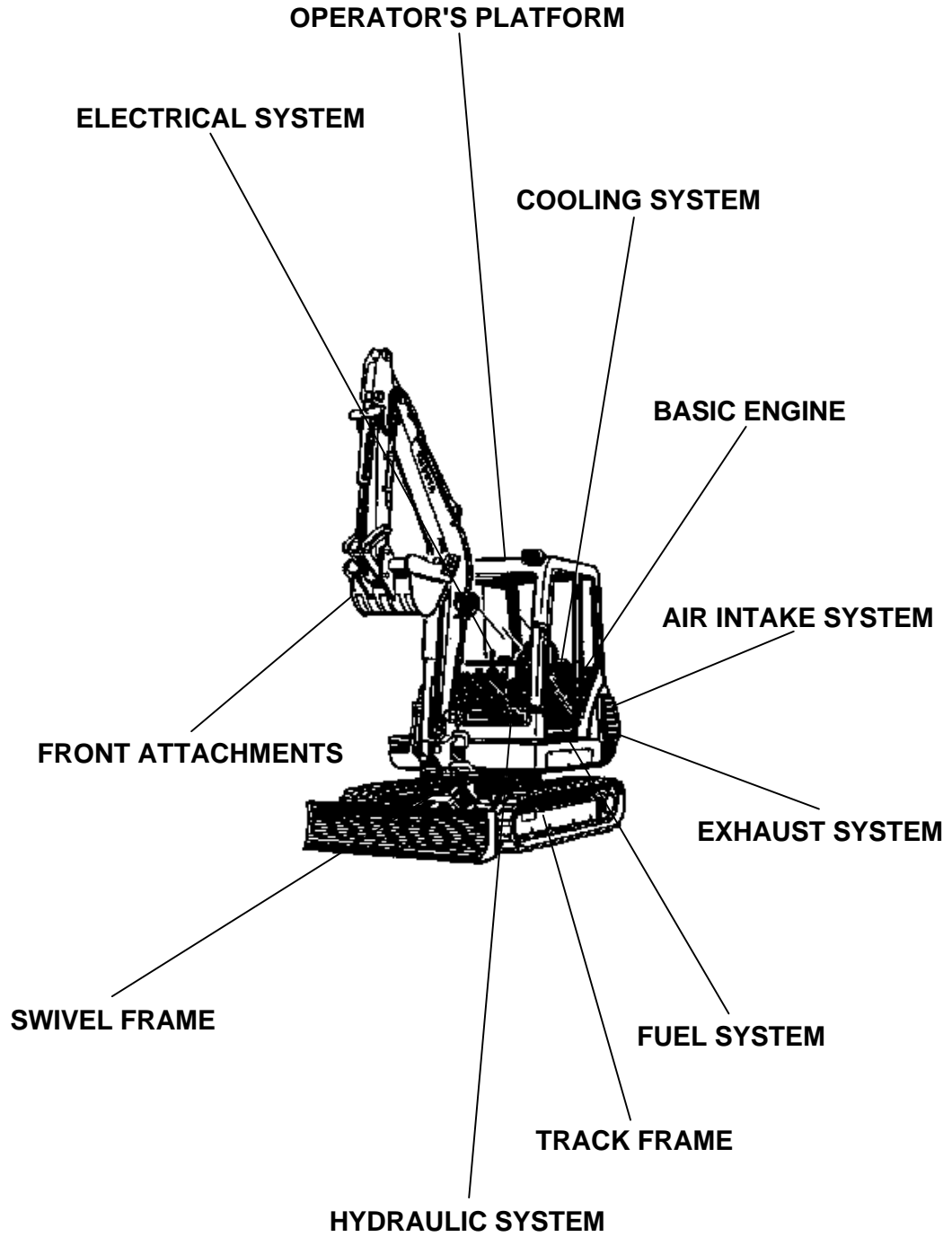
Note about Country Codes:

The parts books we use in the United States of America may also contain information about a part that would be different in another country. It is important that you are aware of the country codes in some instances.

Symbol	Country
A	United States of America
CA	Canada
FR	France
GR	Greece
PO	Portugal
AU	Australia

If the remarks column says for example EXCEPT [FR] this part works in all countries except France. That means it will work here in the USA.

ALL PRODUCT INDEX
KX61-2



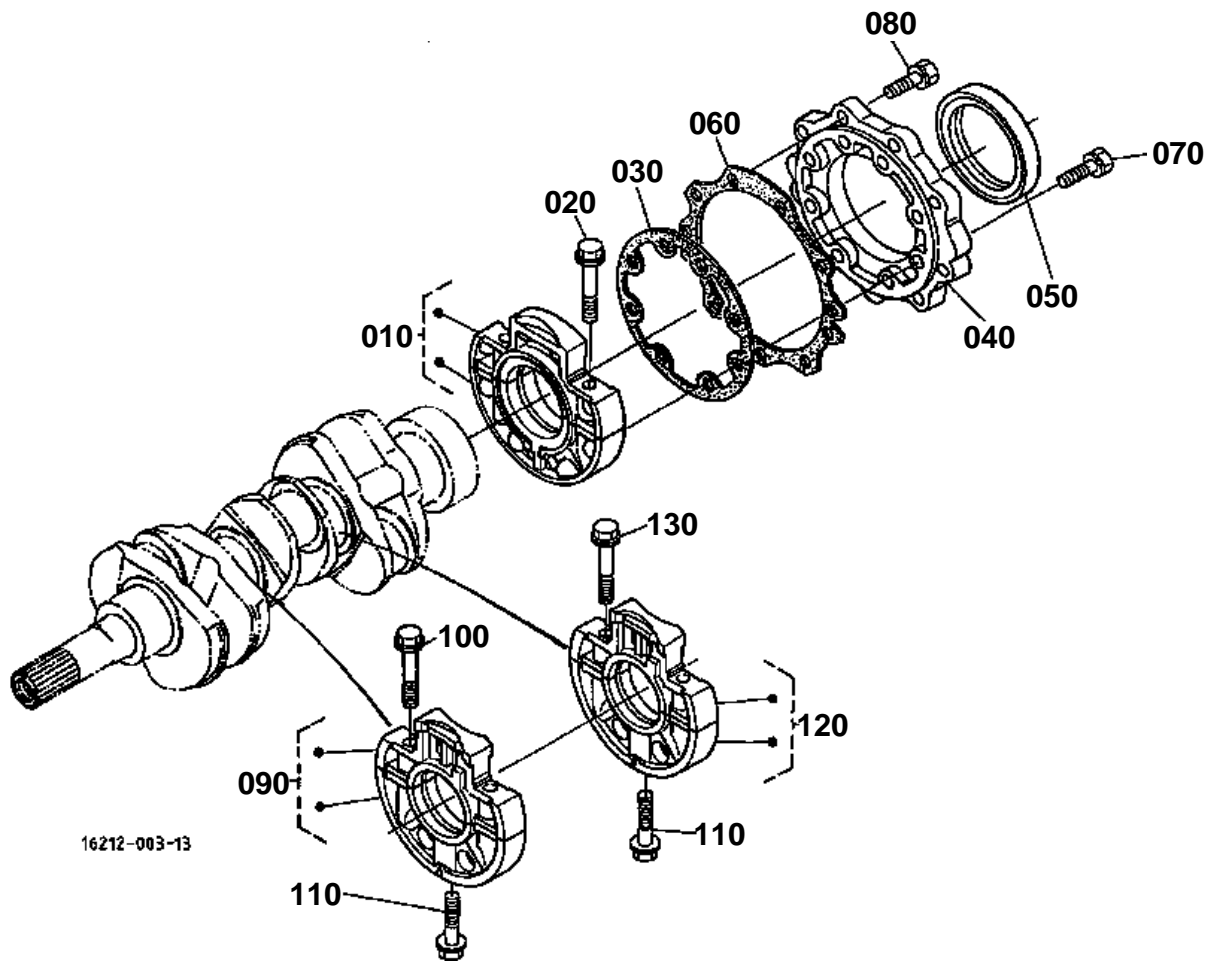
ACCESSORIES

Item	Part No.	Description	Book
BASIC ENGINE	01S001	CRANKCASE	100A0039
	01S002	OIL PAN	100A0039
	01S003	PISTON,CRANKSHAFT	100A0039
	01S004	MAIN BEARING CASE	100A0039
	01S005	CAMSHAFT	100A0039
	01S006	CYLINDER HEAD	100A0039
	01S007	VALVE AND ROCKER ARM	100A0039
	01S008	HEAD COVER	100A0039
	01S009	GEAR CASE	100A0039
FUEL SYSTEM	01S013	NOZZLE HOLDER,GLOW PLUG	100A0039
	01S014	NOZZLE HOLDER [COMPONENT PARTS]	100A0039
	01S015	SPEED CONTROL PLATE	100A0039
	01S016	STOP SOLENOID	100A0039
	01S017	GOVERNOR	100A0039
	01S018	INJECTION PUMP	100A0039
	01S019	INJECTION PUMP [COMPONENT PARTS]	100A0039
	01S020	FUEL CAMSHAFT	100A0039
	COOLING SYSTEM	01S025	WATER FLANGE
01S026		WATER PUMP	100A0039
ELECTRICAL SYSTEM		01S029	FLYWHEEL,STARTER
	01S030	STARTER [COMPONENT PARTS]	100A0039
	01S031	ALTERNATOR	100A0039
	01S032	ALTERNATOR [COMPONENT PARTS]	100A0039
BASIC ENGINE	02S010	ENGINE BRACKET	100A0039
AIR INTAKE SYSTEM	02S011	AIR CLEANER,INLET MANIFOLD	100A0039
EXHAUST SYSTEM	02S012	MUFFLER,EXHAUST MANIFOLD	100A0039
FUEL SYSTEM	02S021	ACCEL LEVER	100A0039
	02S022	FUEL PIPING	100A0039
	02S023	FUEL FILTER [COMPONENT PARTS]	100A0039
	02S024	FUEL TANK	100A0039
COOLING SYSTEM	02S027	RADIATOR	100A0039
	02S028	WATER PIPE	100A0039
ELECTRICAL SYSTEM	02S033	BATTERY	100A0039
	02S034	TIMER,HORN	100A0039
	02S035	SWITCH,METER	100A0039
	02S036	LIGHT	100A0039
HYDRAULIC SYSTEM	02S037	ELECTRICAL WIRING	100A0039
	02S038	PUMP HOUSING	100A0039
	02S039	PISTON PUMP AND COMPONENT PARTS	100A0039
	02S040	HYDRAULIC PUMP AND COMPONENT PARTS	100A0039
	02S041-1	DRIVE MOTOR AND COMPONENT PARTS	100A0039
	02S041-2	DRIVE MOTOR AND COMPONENT PARTS	100A0039
	02S042-1	SWIVEL MOTOR COMPONENT PARTS	100A0039
	02S042-2	SWIVEL MOTOR COMPONENT PARTS	100A0039
	02S043	ROTARY JOINT	100A0039
	02S044	OIL TANK	100A0039
	02S045	CONTROL VALVE	100A0039
	02S046	CONTROL VALVE [COMPONENT PARTS]	100A0039
	02S047-1	SPOOL SECTION (BUCKET/SWIVEL)	100A0039
	02S047-2	SPOOL SECTION (BOOM 1)	100A0039
	02S047-3	SPOOL SECTION (TRAVEL RH)	100A0039
02S047-4	SPOOL SECTION (TRAVEL LH)	100A0039	
02S047-5	SPOOL SECTION (BOOM 2)	100A0039	
02S047-6	SPOOL SECTION (ARM)	100A0039	
02S047-7	SPOOL SECTION (S/P)	100A0039	
02S047-8	SPOOL SECTION (TRAVEL STRAIGHT)	100A0039	
02S047-9	SPOOL SECTION (SWING/BLADE)	100A0039	

Item	Part No.	Description	Book
HYDRAULIC SYSTEM	02S048	CHANGE VALVE	100A0039
	02S049	CHANGE VALVE [COMPONENT PARTS]	100A0039
	02S050-1	MULTI VALVE	100A0039
	02S050-2	TPSS VALVE	100A0039
	02S051-1	MULTI VALVE [COMPONENT PARTS]	100A0039
	02S051-2	TPSS VALVE [COMPONENT PARTS]	100A0039
	02S052	CONTROL LEVER (FRAME)	100A0039
	02S053	CONTROL LEVER (LEVER LH)	100A0039
	02S054	CONTROL LEVER (LEVER RH)	100A0039
	02S055	PILOT VALVE [COMPONENT PARTS]	100A0039
	02S056	CONTROL LEVER (TRAVEL LH)	100A0039
	02S057	CONTROL LEVER (TRAVEL RH)	100A0039
	02S058	CONTROL TRAVEL PEDAL	100A0039
	02S059	CONTROL LEVER (SAFETY LOCK LEVER)	100A0039
	02S060	CONTROL PEDAL (SWIVEL/SWING CHANGE)	100A0039
	02S061-1	CONTROL LEVER (TPSS)	100A0039
	02S061-2	CONTROL LEVER (TPSS)	100A0039
	02S062	CONTROL LEVER (BLADE)	100A0039
	02S063	CONTROL LEVER (S/P 1)	100A0039
	02S064	CONTROL LEVER (S/P 2)	100A0039
	02S065	OIL PIPING (SUCTION)	100A0039
	02S066	OIL PIPING (DELIVERY)	100A0039
	02S067	OIL PIPING (RETURN)	100A0039
	02S068	OIL PIPING (OIL COOLER)	100A0039
	02S069	OIL PIPING (TRAVEL LH)	100A0039
	02S070	OIL PIPING (TRAVEL RH)	100A0039
	02S071-1	OIL PIPING (SWIVEL 1)	100A0039
	02S071-2	OIL PIPING (SWIVEL 1)	100A0039
	02S071-3	OIL PIPING (SWIVEL 1)	100A0039
	02S072	OIL PIPING (SWIVEL 2)	100A0039
	02S073	OIL PIPING (SWING)	100A0039
	02S074	OIL PIPING (LOCK)	100A0039
	02S075-1	OIL PIPING (BOOM 1)	100A0039
	02S075-2	OIL PIPING (BOOM 1)	100A0039
	02S075-3	OIL PIPING (BOOM 1)	100A0039
	02S076	OIL PIPING (BOOM 2)	100A0039
	02S077-1	OIL PIPING (ARM 1)	100A0039
	02S077-2	OIL PIPING (ARM 1)	100A0039
	02S077-3	OIL PIPING (ARM 1)	100A0039
	02S078	OIL PIPING (ARM 2)	100A0039
	02S079-1	OIL PIPING (BUCKET 1)	100A0039
	02S079-2	OIL PIPING (BUCKET 1)	100A0039
	02S080	OIL PIPING (BUCKET 2)	100A0039
	02S081	OIL PIPING (BLADE)	100A0039
	02S082	OIL PIPING (CLAMP)	100A0039
	02S083	OIL PIPING (S/P)	100A0039
	02S084	BOOM CYLINDER AND COMPONENT PARTS	100A0039
02S085	ARM CYLINDER AND COMPONENT PARTS	100A0039	
02S086	BUCKET CYLINDER AND COMPONENT PARTS	100A0039	
02S087	BLADE CYLINDER AND COMPONENT PARTS	100A0039	
02S088	SWING CYLINDER AND COMPONENT PARTS	100A0039	
FRONT ATTACHMENTS	02S089	SWING BRACKET	100A0039
	02S090	BOOM	100A0039
	02S091	CYLINDER COVER (BOOM)	100A0039
	02S092-1	ARM	100A0039
	02S092-2	ARM (TELESCOPIC)	100A0039
	02S092-3	TELESCOPIC CYLINDER [COMONENT PARTS]	100A0039

Item	Part No.	Description	Book	
FRONT ATTACHMENTS	02S093-1	BUCKET LINK	100A0039	
	02S093-2	BUCKET LINK (TELESCOPIC)	100A0039	
TRACK FRAME	02S094	BUCKET	100A0039	
	02S095	BLADE	100A0039	
	02S096	TRACK FRAME	100A0039	
	02S097	IDLER	100A0039	
	02S098	TRACK ROLLER	100A0039	
	02S099	CRAWLER	100A0039	
	SWIVEL FRAME	02S100	SWIVEL FRAME	100A0039
02S101		SWIVEL BEARING	100A0039	
02S102		SEAT SUPPORT	100A0039	
02S103-1		STEP	100A0039	
02S103-2		STEP	100A0039	
02S104		COVER (LEFT)	100A0039	
02S105		COVER (TANK)	100A0039	
02S106		INSTRUMENT PANEL	100A0039	
02S107		BONNET	100A0039	
02S108		SPONGE (1)	100A0039	
02S109		SPONGE (2)	100A0039	
OPERATOR'S PLATFORM		02S110-1	WEIGHT	100A0039
		02S110-2	WEIGHT (TELESCOPIC)	100A0039
		02S111	SEAT	100A0039
		02S112	CANOPY	100A0039
	02S113	CABIN (BODY)	100A0039	
	02S114	CABIN (DOOR)	100A0039	
	02S115	CABIN (WINDOW 1)	100A0039	
	02S116	CABIN (WINDOW 2)	100A0039	
	02S117	CABIN (SPONGE)	100A0039	
	02S118	CABIN (ELECTRICAL WIRING)	100A0039	
	02S119	CABIN (WIPER MOTOR)	100A0039	
	02S120	CABIN (HEATER)	100A0039	
	02S121	CABIN (DEFROSTER)	100A0039	
	ACCESSORIES	02S122	LABEL	100A0039
		02S123	ACCESSORIES	100A0039
		02S124	WEIGHT KIT	100A0039
		02S125	LABEL KIT	100A0039

MAIN BEARING CASE



16212-003-13

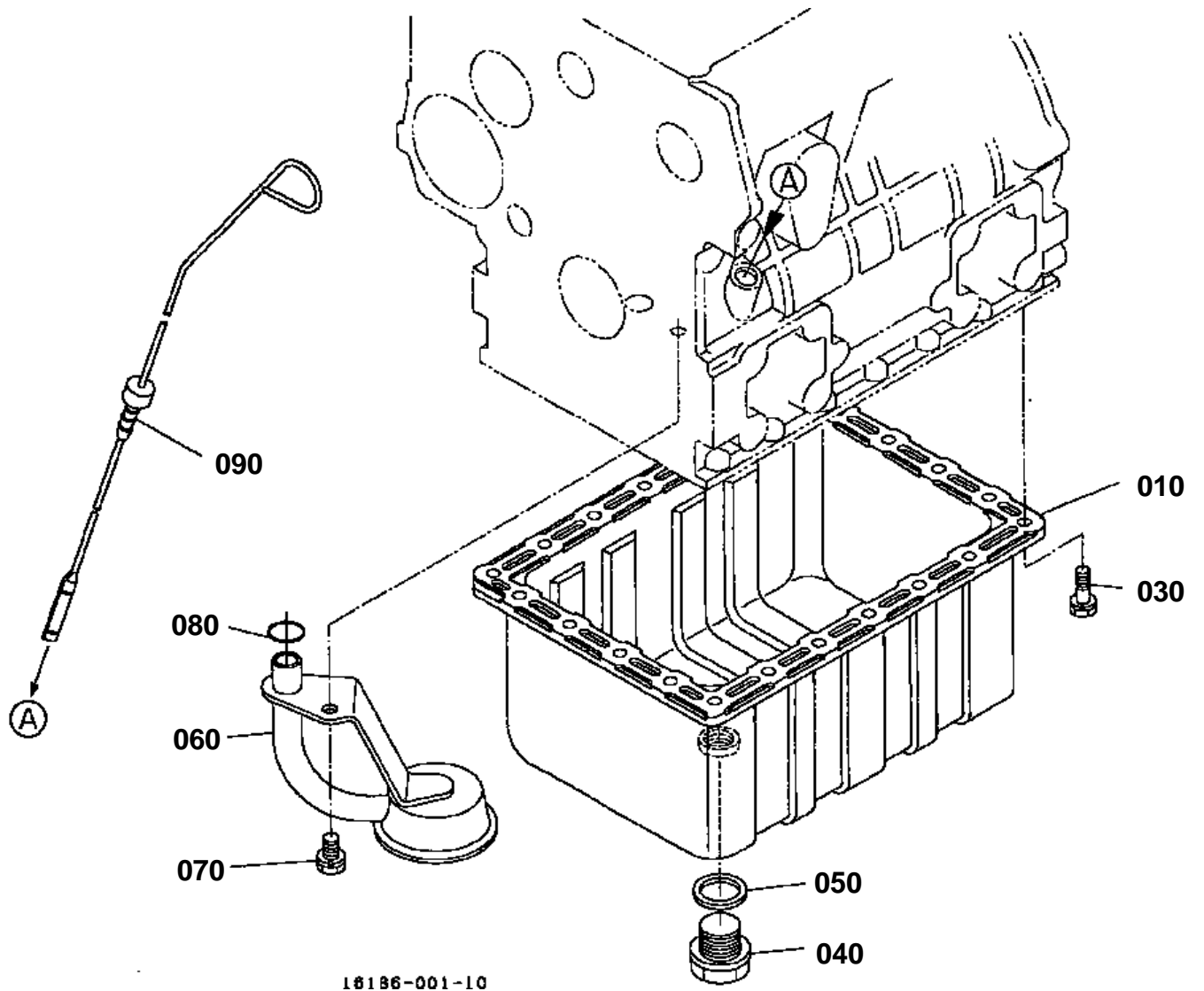


MAIN BEARING CASE

↔ Interchangeable; ≠ not interchangeable; ← new for old; → old for new

REF.No	Part No.	Description	Q'ty	S.No.	I/C	REMARKS	Weight (kgf)	Weight (lb)
010	16241-04092	ASSY CASE MAIN BRG.	1				1.13	2.486
020	16241-04540	BOLT BEARING CASE	2				0.02	0.044
030	16264-04360	GASKET BRG.CASE	1				0.002	0.0044
040	16241-04813	COVER BEARING CASE	1				0.22	0.484
050	16241-04460	SEAL OIL	1				0.02	0.044
060	16264-04820	GASKET	1				0.008	0.0176
070	01023-50625	BOLT	8				0.007	0.0154
080	01023-50620	BOLT	9				0.006	0.0132
090	16261-04040	ASSY CASE MAIN BRG.	1				0.9	1.98
100	16241-04540	BOLT BEARING CASE	2				0.02	0.044
110	16241-04560	BOLT BEARING CASE	2				0.03	0.066
120	16261-04050	ASSY CASE MAIN BRG.	1				1.11	2.442
130	16241-04540	BOLT BEARING CASE	2				0.02	0.044

OIL PAN





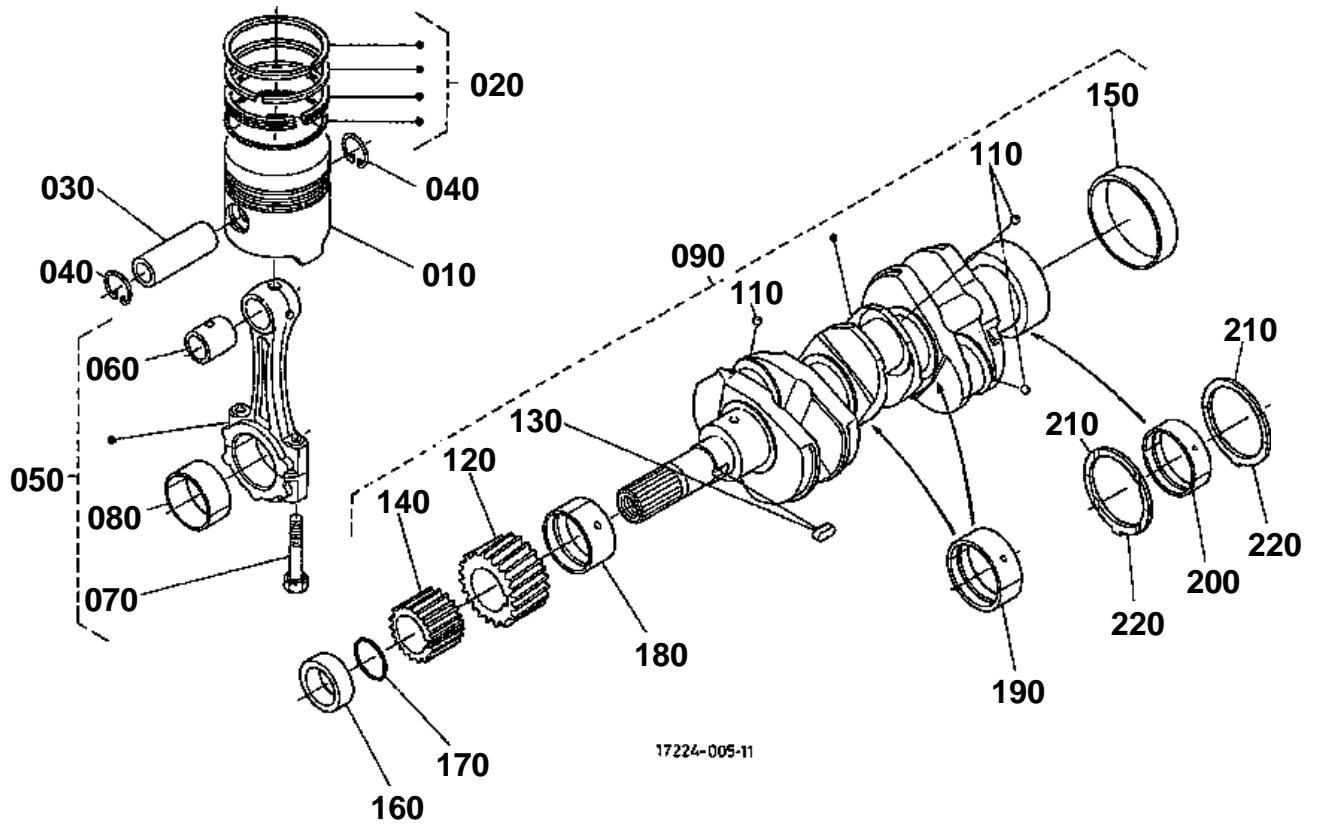
OIL PAN
#

REV.MAR.15 '01

↔ Interchangeable; ≠ not interchangeable; ← new for old; → old for new

REF.No	Part No.	Description	Q'ty	S.No.	I/C	REMARKS	Weight (kgf)	Weight (lb)
010	16265-01500	COMP.OIL PAN	1				1.58	3.476
020	99999-99999	BLANK	0				0	0
030	01023-50612	BOLT	22				0.005	0.011
040	16541-33750	PLUG DRAIN	1				0	0
050	15451-96670	GASKET	1				0.003	0.0066
060	16241-32114	FILTER OIL	1	<=XG9803			0.25	0.55
060	16226-32110	FILTER OIL	1	>=XJ0001	←		0.28	0.616
070	01123-60816	BOLT	1				0.01	0.022
080	04814-00160	O RING	1				0.001	0.0022
090	16264-36413	GAUGE OIL	1				0.047	0.1034

PISTON,CRANKSHAFT





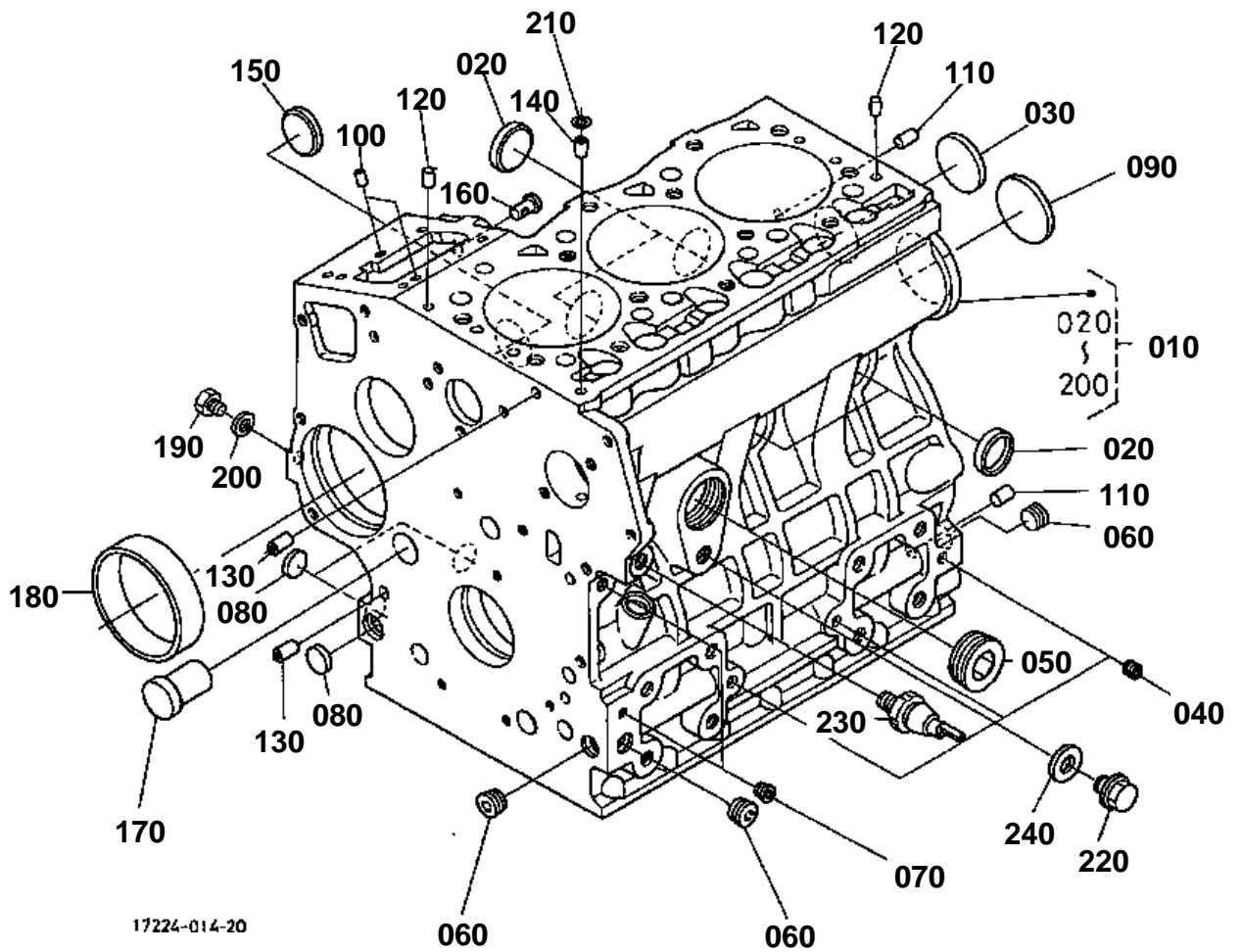
PISTON,CRANKSHAFT
#

REV.MAR.15 '01

↔ Interchangeable; ≠ not interchangeable; ← new for old; → old for new

REF.No	Part No.	Description	Q'ty	S.No.	I/C	REMARKS	Weight (kgf)	Weight (lb)
010	16060-21110	PISTON	3			STD	0.4	0.88
010	16060-21910	PISTON	1			+0.50MM	0.415	0.913
020	16261-21050	ASSY PISTON RING	3			STD	0.042	0.0924
020	16261-21090	ASSY PISTON RING	1			+0.50MM	0.05	0.11
030	16241-21310	PIN PISTON	3				0.135	0.297
040	16241-21330	CIR CLIP PISTON PIN	6				0.002	0.0044
050	16241-22012	ASSY ROD CONNECTING	3				0.545	1.199
060	16241-21980	BUSH PISTON PIN	1				0.03	0.066
070	16241-22140	BOLT CONNECTING ROD	6				0.024	0.0528
080	16241-22310	METAL CRANKPIN	3			STD SET	0.038	0.0836
080	16241-22970	METAL CRANKPIN	3			-0.20MM SET	0.08	0.176
080	16241-22980	METAL CRANKPIN	3			-0.40MM SET	0.1	0.22
090	16265-23013	COMP.CRANKSHAFT	1				8.2	18.04
100	99999-99999	BLANK	0				0	0
110	07715-00401	BALL	3				0.001	0.0022
120	16241-24110	GEAR CRANK	1				0.15	0.33
130	16271-95230	KEY	1				0.005	0.011
140	16241-35630	GEAR OIL PUMP DRIVE	1				0.102	0.2244
150	16241-23280	SLEEVE CRANKSHAFT	1				0.06	0.132
160	16241-23250	COLLAR CRANKSHAFT	1				0.05	0.11
170	15667-96750	O RING	1	<=WH4447			0.02	0.044
170	04814-10280	O RING	1	>=WJ0001	≠		0.001	0.0022
180	16241-23470	METAL CRANKSHAFT	1			STD	0.06	0.132
180	16241-23910	METAL CRANKSHAFT	1			-0.20MM	0.03	0.066
180	16241-23920	METAL CRANKSHAFT	1			-0.40MM	0.068	0.1496
190	16241-23480	METAL CRANKSHAFT	2			STD SET	0.05	0.11
190	16241-23930	METAL CRANKSHAFT	2			-0.20MM SET	0.1	0.22
190	16241-23940	METAL CRANKSHAFT	2			-0.40MM SET	0.05	0.11
200	16292-23490	METAL CRANKSHAFT	1			STD SET	0.07	0.154
200	16241-23860	METAL CRANKSHAFT	1	<=XC9968		-0.20MM SET	0.1	0.22
200	16292-23860	METAL CRANKSHAFT	1	>=XE0001	↔	-0.20MM SET	0.05	0.11
200	16241-23870	METAL CRANKSHAFT	1	<=XC9968		-0.40MM SET	0.068	0.1496
200	16292-23870	METAL CRANKSHAFT	1	>=XE0001	↔	-0.40MM SET	0.05	0.11
210	15521-23530	METAL SIDE	2			STD	0.01	0.022
210	15521-23950	METAL SIDE	2			+0.20MM	0.01	0.022
210	15521-23960	METAL SIDE	2			+0.40MM	0.01	0.022
220	19202-23540	METAL SIDE	2			STD	0.01	0.022
220	19202-23970	METAL SIDE	2			+0.20MM	0.01	0.022
220	19202-23980	METAL SIDE	2			+0.40MM	0.01	0.022

CRANKCASE



220 15841-7302-0



220

RG108-801-10



CRANKCASE
#

REV.MAR.15 '01

↔ Interchangeable; ≠ not interchangeable; ← new for old; → old for new

REF.No	Part No.	Description	Q'ty	S.No.	I/C	REMARKS	Weight (kgf)	Weight (lb)
010	16613-01010	COMP.CRANKCASE	1	<=110326			31.47	69.234
010	16613-01012	COMP.CRANKCASE	1	>=110327	≠		0	0
020	15451-96270	CAP SEALING	4				0.012	0.0264
030	15221-03490	CAP SEALING	1				0.02	0.044
040	15261-96010	PLUG	3				0.002	0.0044
050	16683-96020	PLUG	1				0.47	1.034
060	16241-96010	PLUG	3				0.007	0.0154
070	15521-96020	PLUG	2				0.003	0.0066
080	17391-96160	PLUG EXPANSION	3				0.003	0.0066
090	16271-96160	PLUG EXPANSION	1				0.025	0.055
100	05012-00508	PIN STRAIGHT	2	<=WT2678			0.001	0.0022
100	16225-94510	PIN STRAIGHT	2	>=WU0001	↔		0.001	0.0022
110	05012-00814	PIN STRAIGHT	2	<=WT2678			0.006	0.0132
110	16221-94530	PIN STRAIGHT	2	>=WU0001	↔		0.006	0.0132
120	05012-00610	PIN STRAIGHT	2	<=WT2678			0.003	0.0066
120	16221-94520	PIN STRAIGHT	2	>=WU0001	↔		0.005	0.011
130	15231-33960	PIN PIPE	2				0.001	0.0022
140	16241-33650	PIN PIPE	1				0.002	0.0044
150	16241-96262	PLUG FUEL CAMSHAFT	1				0.007	0.0154
160	16261-56280	PIN START SPRING	1				0.004	0.0088
170	16282-96010	PLUG	1				0.09	0.198
180	16271-55350	BUSH GOVERNOR GEAR	1				0.06	0.132
190	15221-33610	PLUG	1				0.009	0.0198
200	15021-33660	GASKET	1				0.001	0.0022
210	15221-33700	O RING	1				0.001	0.0022
220	15841-73020	ASSY COCK DRAIN	1	<=139735			0.03	0.066
220	06311-55020	PLUG	1	>=139736	←		0.031	0.0682
230	15531-39010	SWITCH OIL	1				0.032	0.0704
240	04714-00200	GASKET	1	>=139736			0.002	0.0044

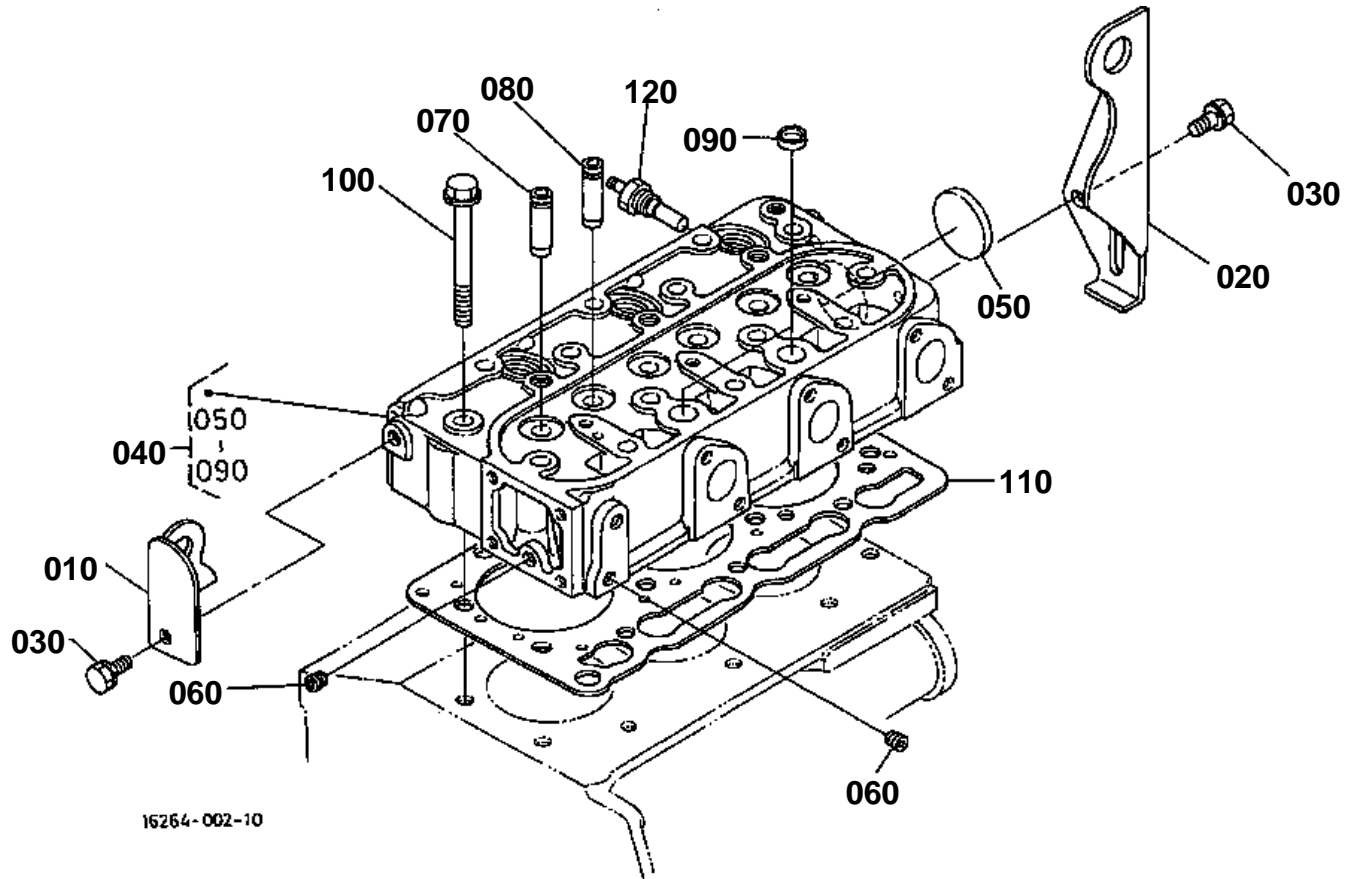


CAMSHAFT

↔ Interchangeable; ≠ not interchangeable; ← new for old; → old for new

REF.No	Part No.	Description	Q'ty	S.No.	I/C	REMARKS	Weight (kgf)	Weight (lb)
010	16261-15550	TAPPET	6				0.035	0.077
020	16241-15110	PUSH ROD	6				0.03	0.066
030	16261-16010	ASSY CAMSHAFT	1				1.7	3.74
040	15521-93610	SCREW SET	1				0.002	0.0044
050	16241-16510	GEAR CAM	1				0.45	0.99
060	05712-00518	KEY FEATHER	1				0.003	0.0066
070	16241-16270	STOPPER CAMSHAFT	1				0.04	0.088
080	01023-50614	BOLT	2				0.005	0.011
090	16271-24010	COMP GEAR IDLE	1				0.6	1.32
100	16271-24980	BUSH IDLE GEAR	1				0.02	0.044
110	16241-24360	COLLAR IDLE GEAR	1				0.01	0.022
120	16241-24370	COLLAR IDLE GEAR	1				0.012	0.0264
130	16241-24320	CIR CLIP IDLE GEAR	1				0.003	0.0066
140	16241-24250	SHAFT IDLE GEAR	1				0.255	0.561
150	01023-50616	BOLT	3				0.005	0.011

CYLINDER HEAD





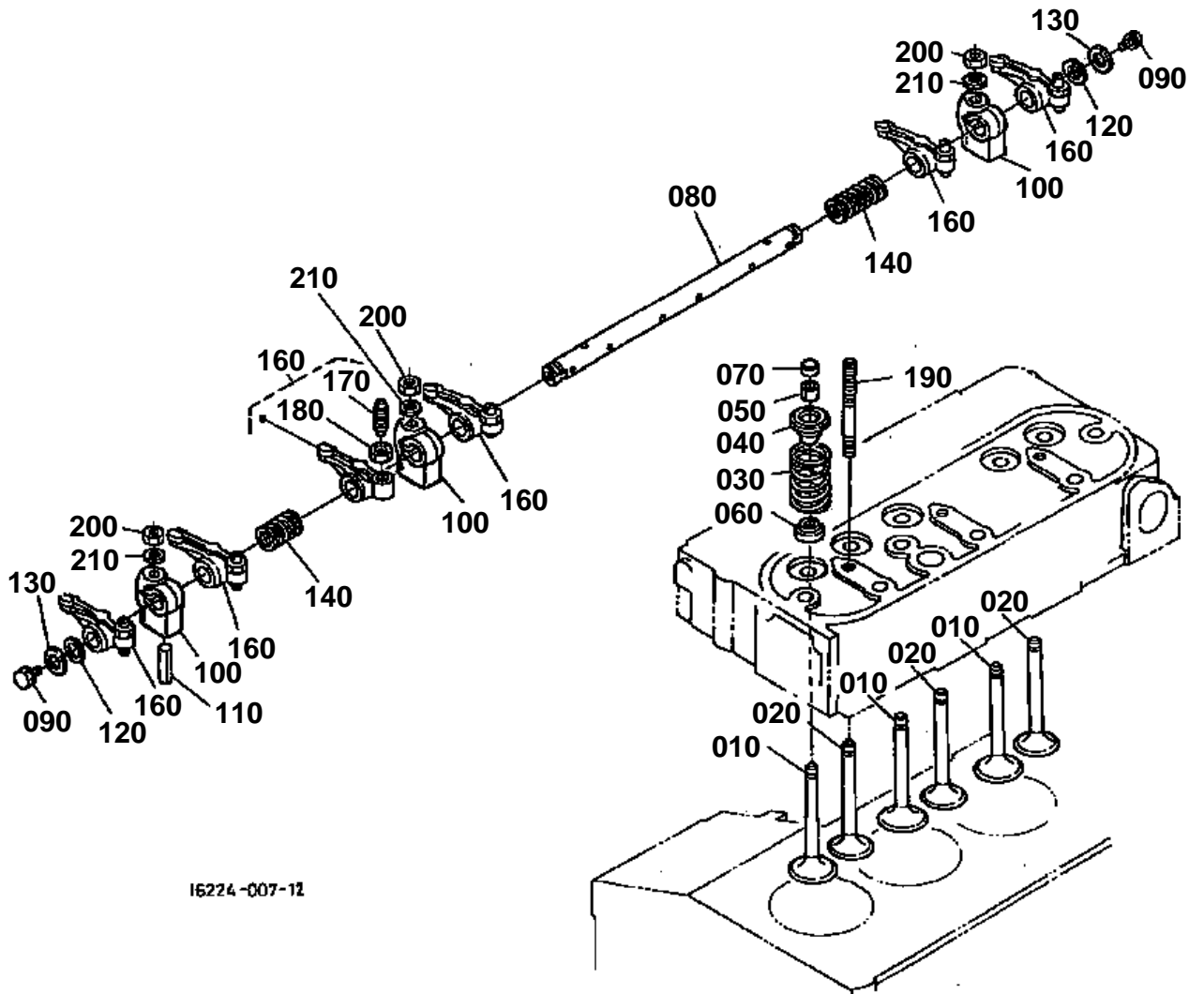
CYLINDER HEAD
#

REV.MAR.15 '01

↔ Interchangeable; ≠ not interchangeable; ← new for old; → old for new

REF.No	Part No.	Description	Q'ty	S.No.	I/C	REMARKS	Weight (kgf)	Weight (lb)
010	16241-01750	HOOK ENGINE	1				0.08	0.176
020	16241-01770	HOOK ENGINE	1				0.175	0.385
030	01123-60814	BOLT	2				0.01	0.022
040	16032-03040	COMP.CYLINDER HEAD	1	<=110326			10	22
040	16032-03042	COMP.CYLINDER HEAD	1	>=110327	≠		9.2	20.24
050	15321-96260	CAP SEALING	1				0.014	0.0308
060	15261-96010	PLUG	2				0.002	0.0044
070	16241-13540	GUIDE INLET VALVE	3				0.02	0.044
080	16241-13560	GUIDE EXHAUST VALVE	3				0.01	0.022
090	15261-03370	CAP SEALING	2				0.005	0.011
100	16241-03450	BOLT CYLINDER HEAD	14				0.07	0.154
110	16261-03310	GASKET CYLINDER HEAD	1	<=110326			0.07	0.154
110	1E010-03310	GASKET CYL.HEAD	1	>=110327	≠		0	0
110	1E038-03310	GASKET CYL.HEAD	1	>=WY0001	↔		0.07	0.154
120	31351-32830	SENSOR THERMO	1				0.02	0.044

VALVE AND ROCKER ARM

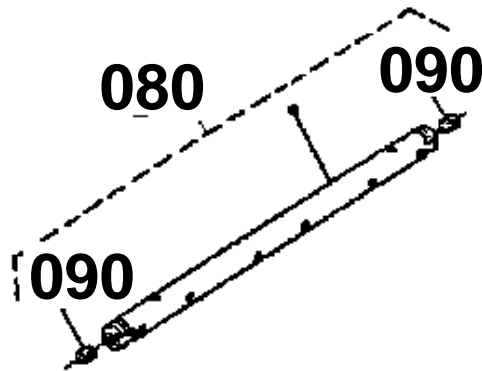


16224-007-12

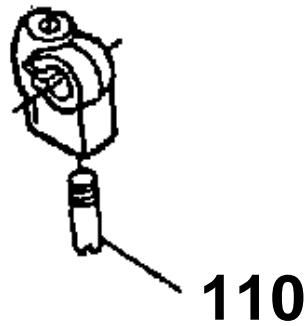
VALVE AND ROCKER ARM

080 16261-1405-0


090 03410-50606



110 15261-1442-0



150 04612-00120



16212-802-10

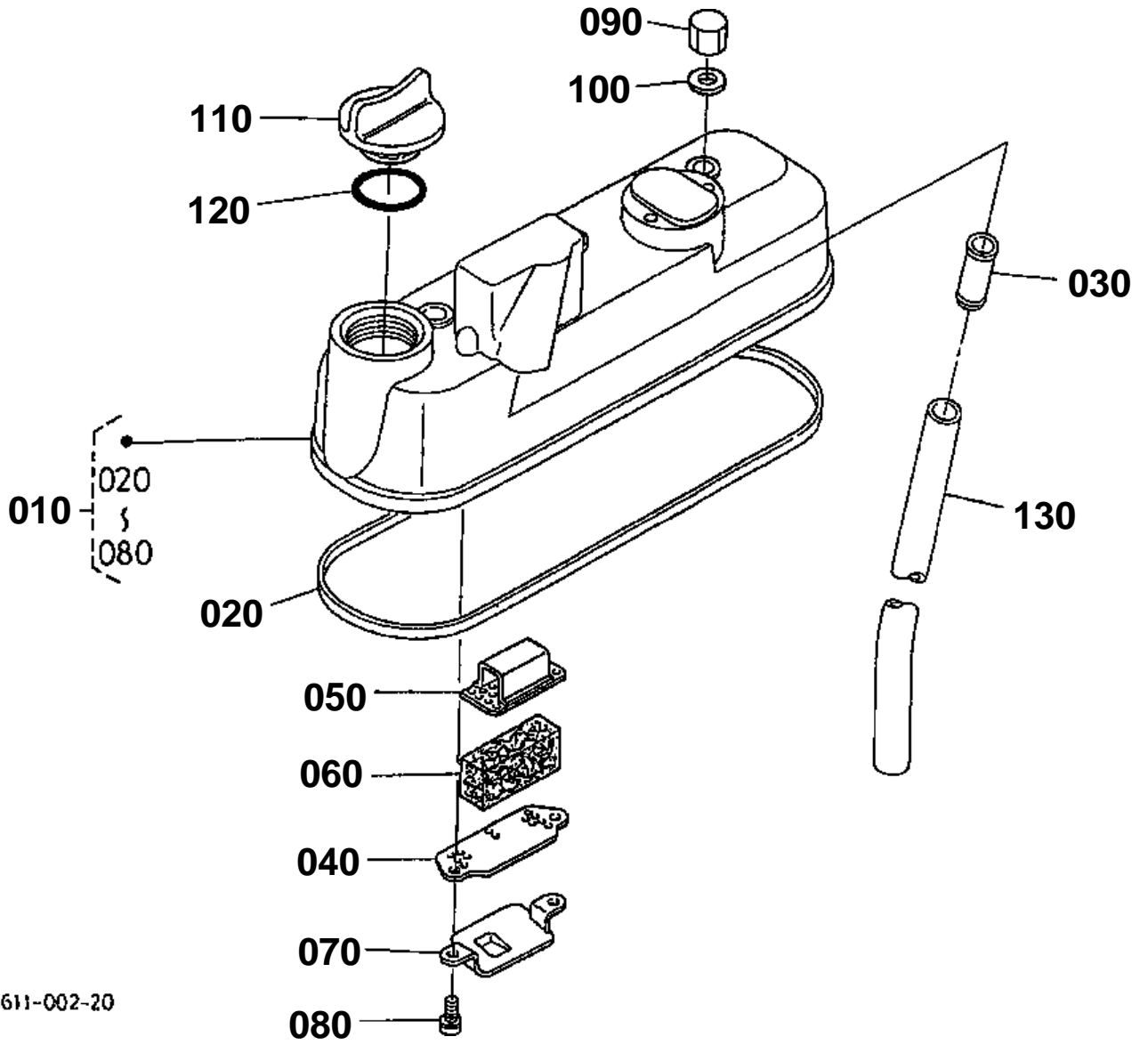


VALVE AND ROCKER ARM

↔ Interchangeable; ≠ not interchangeable; ← new for old; → old for new

REF.No	Part No.	Description	Q'ty	S.No.	I/C	REMARKS	Weight (kgf)	Weight (lb)
010	16241-13110	VALVE INLET	3				0.05	0.11
020	16241-13120	VALVE EXHAUST	3				0.045	0.099
030	16271-13240	SPRING VALVE	6				0.015	0.033
040	16241-13330	RETAINER VALVE SP.	6				0.015	0.033
050	15261-13360	COLLET VALVE SPRING	6			SET	0.001	0.0022
060	16241-13150	SEAL VALVE STEM	6	<=116859			0.002	0.0044
060	1C010-13150	SEAL VALVE STEM	6	>=116860	↔		0.002	0.0044
070	16241-13280	CAP VALVE	6				0.005	0.011
080	16261-14050	ASSY SHAFT R-ARM	1	<=WD2848			0.17	0.374
080	16261-14264	SHAFT ROCKER ARM	1	>=WE0001	≠		0.16	0.352
090	03410-50606	SCREW SET	2	<=WD2848			0.001	0.0022
090	01023-50610	BOLT	2	>=WE0001	≠		0.005	0.011
100	16241-14350	BRACKET ROCKER ARM	3				0.04	0.088
110	15261-14420	SCREW SET.ROCKER ARM	1	<=WD2848			0.002	0.0044
110	05411-00428	PIN SPRING	1	>=WE0001	≠		0.002	0.0044
120	16241-14430	WASHER R-ARM.SHAFT	2				0.002	0.0044
130	16241-14430	WASHER R-ARM.SHAFT	2	<=WD2848			0.002	0.0044
130	15841-94022	WASHER PLAIN	2	>=WE0001	≠		0.005	0.011
140	16241-14310	SPRING ROCKER ARM	2				0.004	0.0088
150	04612-00120	CIR CLIP EXTERNAL	2	<=WD2848			0.001	0.0022
160	16241-14030	ASSY ROCKER ARM	6	<=WD2848			0.06	0.132
160	16241-14032	ASSY ROCKER ARM	6	>=WE0001	≠		0.052	0.1144
170	16241-14230	SCREW ADJUSTING	6				0.008	0.0176
180	16241-14240	NUT	6				0.004	0.0088
190	16241-14410	STUD	3				0.022	0.0484
200	15261-92010	NUT	3				0.005	0.011
210	15261-94010	WASHER PLAIN	3				0.002	0.0044

HEAD COVER



16611-002-20

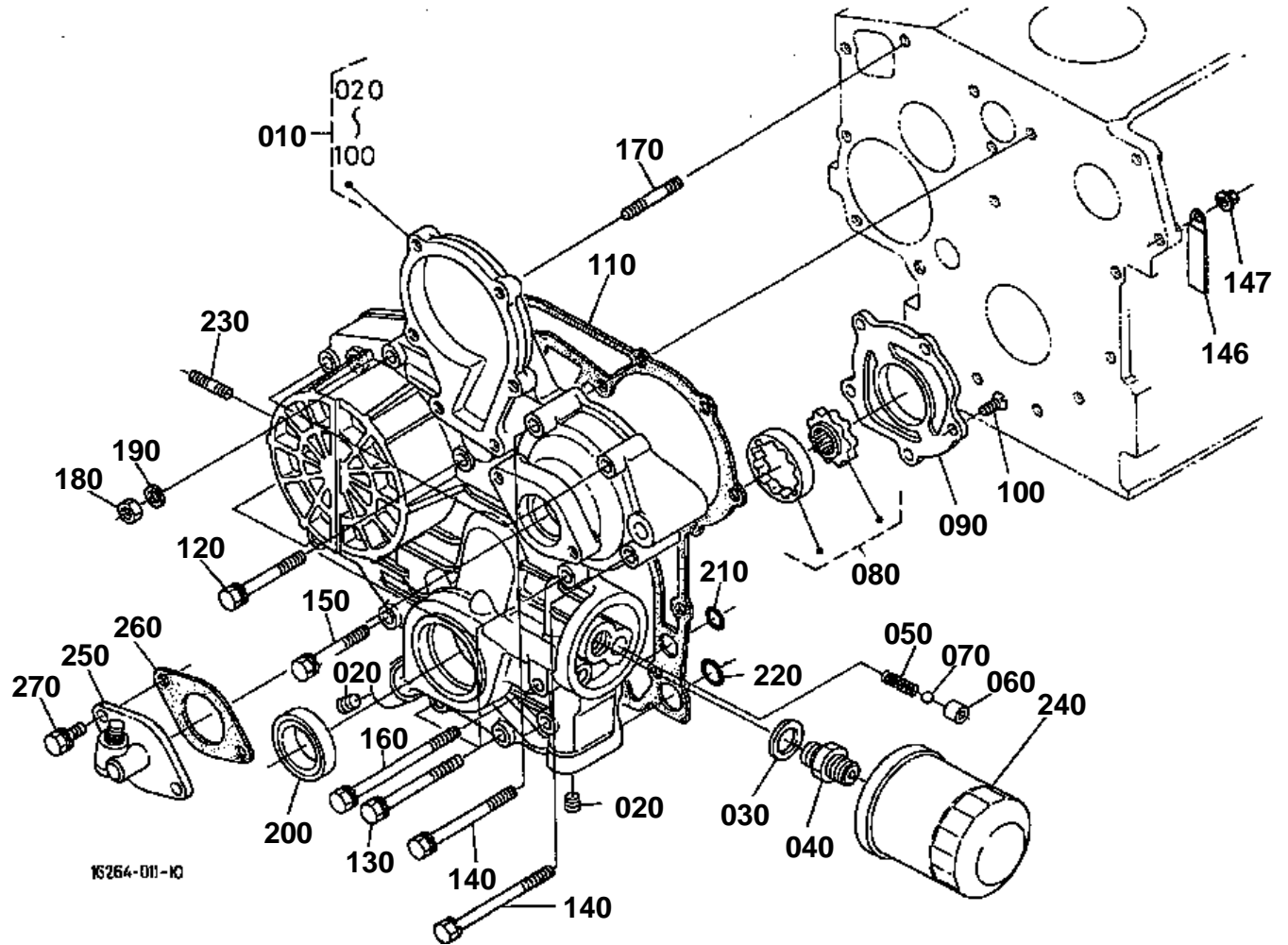


HEAD COVER

↔ Interchangeable; ≠ not interchangeable; ← new for old; → old for new

REF.No	Part No.	Description	Q'ty	S.No.	I/C	REMARKS	Weight (kgf)	Weight (lb)
010	16261-14503	ASSY COVER CYL.HEAD	1				0.78	1.716
020	16261-14520	GASKET HEAD COVER	1				0.01	0.022
030	16241-05550	JOINT BREATHER PIPE	1				0.02	0.044
040	16241-05140	PLATE B/THER ELEMENT	1				0.005	0.011
050	16241-05150	PLATE B/THER ELEMENT	1				0.01	0.022
060	16241-05670	ELEMENT BREATHER	1				0.01	0.022
070	16241-05370	OIL SHIELD BREATHER	1				0.01	0.022
080	03024-50510	SCREW WITH WASHER	2				0.002	0.0044
090	15952-92330	NUT	3				0.01	0.022
100	15951-96660	GASKET	3				0.001	0.0022
110	15852-33140	PLUG OIL FILLER	1				0.038	0.0836
120	04814-50300	O RING	1				0.001	0.0022
130	16264-05510	TUBE BREATHER	1				0.068	0.1496

GEAR CASE

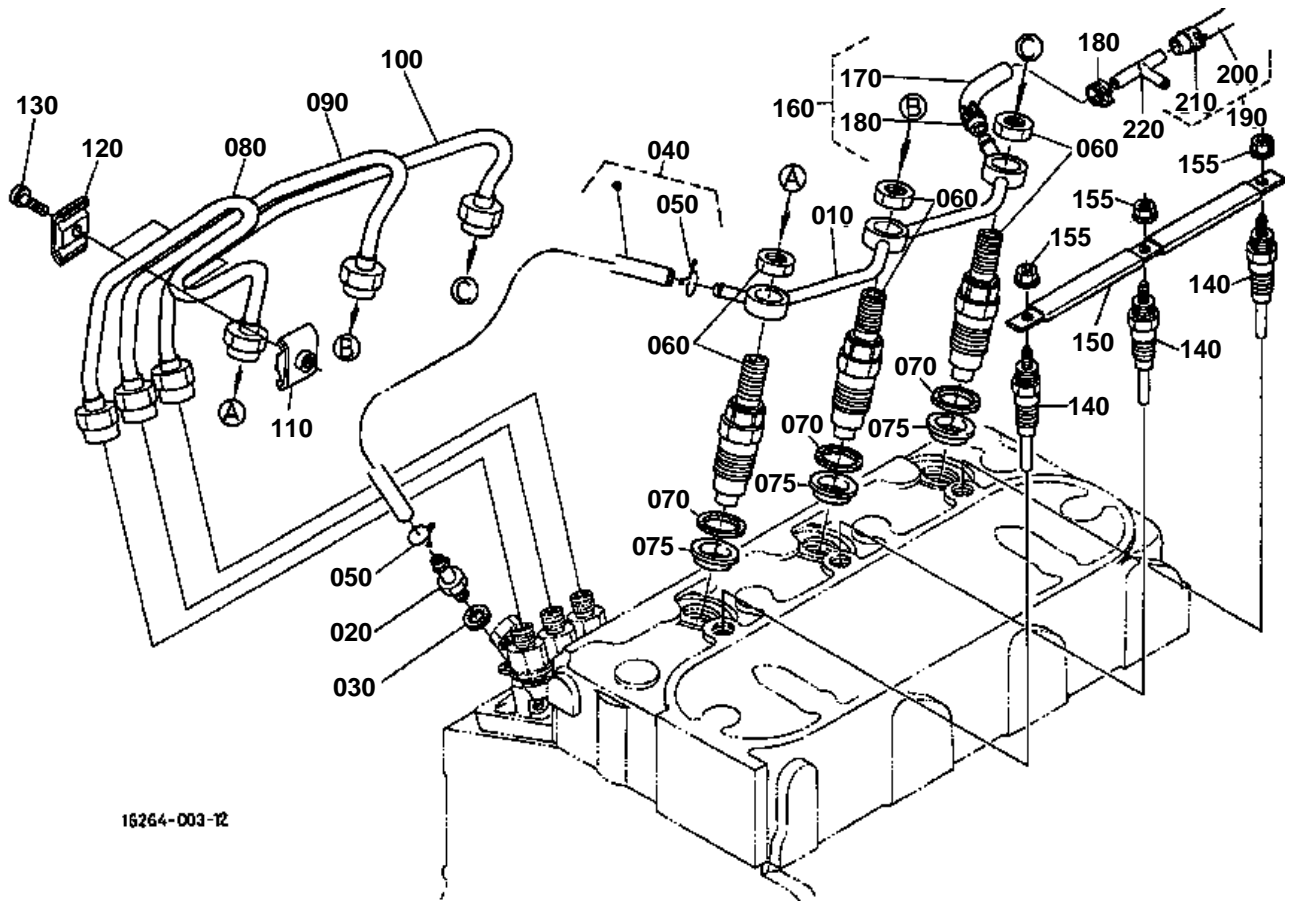


**GEAR CASE**

↔ Interchangeable; ≠ not interchangeable; ← new for old; → old for new

REF.No	Part No.	Description	Q'ty	S.No.	I/C	REMARKS	Weight (kgf)	Weight (lb)
010	16271-04020	COMP.CASE GEAR	1				2.5	5.5
020	16241-96020	PLUG	2				0.015	0.033
030	04011-50180	WASHER PLAIN	1				0.012	0.0264
040	15241-32290	JOINT PIPE	1				0.053	0.1166
050	16241-36950	SPRING	1				0.015	0.033
060	16241-36930	SEAT VALVE	1				0.012	0.0264
070	07715-00201	BALL	1				0.008	0.0176
080	16241-35070	ASSY ROTOR OIL PUMP	1				0.27	0.594
090	16241-35130	COVER OIL PUMP	1				0.066	0.1452
100	16241-93120	SCREW CSK-HD	5				0.005	0.011
110	16264-04130	GASKET GEAR CASE	1				0.01	0.022
120	01023-50645	BOLT	3				0.01	0.022
130	01023-60650	BOLT	5				0.015	0.033
140	01023-50655	BOLT	3				0.012	0.0264
146	15272-67580	CLAMP CORD	1				0.021	0.0462
147	02751-50060	NUT FLANGE	1				0.005	0.011
150	15841-91040	BOLT	1				0.01	0.022
160	16241-91040	BOLT	1				0.015	0.033
170	01513-50645	BOLT STUD	1	<=WH4447			0.011	0.0242
170	16245-91530	STUD	1	>=WJ0001	↔		0.01	0.022
180	02056-50060	NUT	1				0.002	0.0044
190	04512-60060	WASHER SPRING	1				0.001	0.0022
200	16259-04210	SEAL OIL	1				0.015	0.033
210	04814-06100	O RING	2				0.003	0.0066
220	04814-00150	O RING	2				0.001	0.0022
230	01513-50616	BOLT STUD	2	<=WH4447			0.004	0.0088
230	16245-91540	STUD	2	>=WJ0001	↔		0.005	0.011
240	16271-32092	ASSY CARTRIDGE OIL	1				0.4	0.88
250	58417-25950	ASSY GEAR CASE H/M	1				0.29	0.638
260	16264-88130	GASKET H/METER UNIT	1				0.002	0.0044
270	01023-50618	BOLT	2				0.006	0.0132

NOZZLE HOLDER, GLOW PLUG



16264-003-12



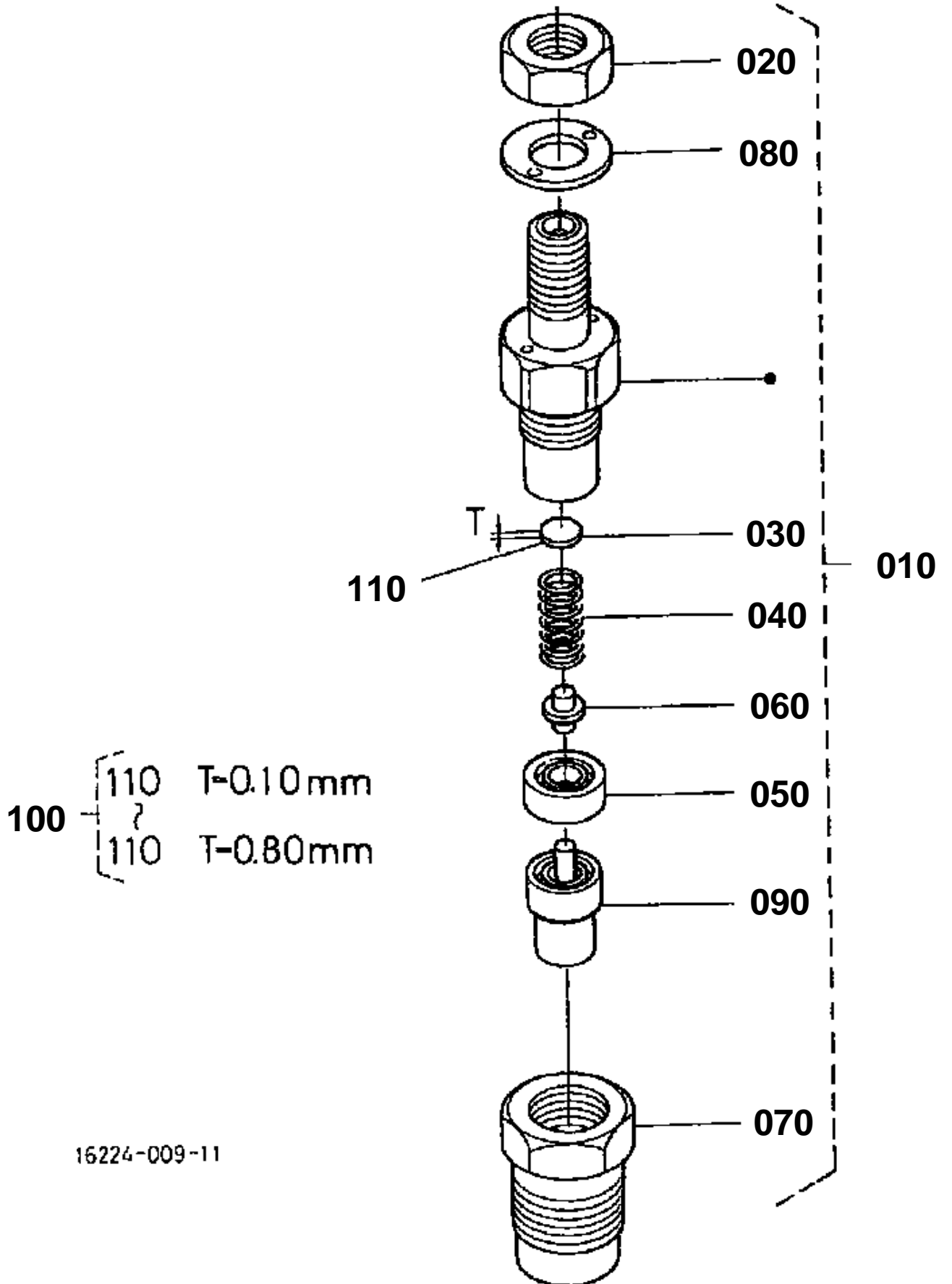
NOZZLE HOLDER,GLOW PLUG
#

REV.MAR.15 '01

↔ Interchangeable; ≠ not interchangeable; ← new for old; → old for new

REF.No	Part No.	Description	Q'ty	S.No.	I/C	REMARKS	Weight (kgf)	Weight (lb)
010	16261-42502	ASSY PIPE OVER FLOW	1				0.04	0.088
020	15841-51360	SCREW AIR BREEDER	1				0.008	0.0176
030	15601-96650	GASKET	1				0.001	0.0022
040	15841-42500	ASSY PIPE OVER FLOW	1				0.015	0.033
050	14971-42750	CLIP PIPE	2				0.001	0.0022
060	16032-53000	ASSY HOLDER NOZZLE	3				0.14	0.308
070	15841-53622	GASKET	3				0.002	0.0044
075	19077-53650	SEAL HEAT	3				0.005	0.011
080	16282-53712	PIPE INJECTION	1				0.117	0.2574
090	16271-53722	PIPE INJECTION	1				0.12	0.264
100	16271-53732	PIPE INJECTION	1				0.118	0.2596
110	15841-53850	CLAMP PIPE	2				0.01	0.022
120	15841-53860	CLAMP PIPE	2				0.009	0.0198
130	03024-50520	SCREW WITH WASHER	2				0.004	0.0088
140	16851-65510	GLOW PLUG	3				0.02	0.044
150	16261-65560	CORD GLOW PLUG	1				0.01	0.022
155	02761-50040	NUT FLANGE	3				0.002	0.0044
160	16282-42020	ASSY PIPE OVER FLOW	1				0.01	0.022
170	09661-40040	TUBE FUEL	1				0.005	0.011
180	16241-42320	BAND PIPE	2	<=95969			0.005	0.011
180	14971-42750	CLIP PIPE	2	>=95970	↔		0.001	0.0022
190	16264-42040	ASSY PIPE OVER FLOW	1				0.017	0.0374
200	09661-40320	TUBE FUEL	1				0.018	0.0396
210	16241-42320	BAND PIPE	2	<=95969			0.005	0.011
210	14971-42750	CLIP PIPE	2	>=95970	↔		0.001	0.0022
220	15101-42570	JOINT PIPE	1	<=XE9803			0.006	0.0132
220	54721-38670	JOINT	1	>=XG0001	↔		0.001	0.0022

NOZZLE HOLDER [COMPONENT PARTS]



16224-009-11

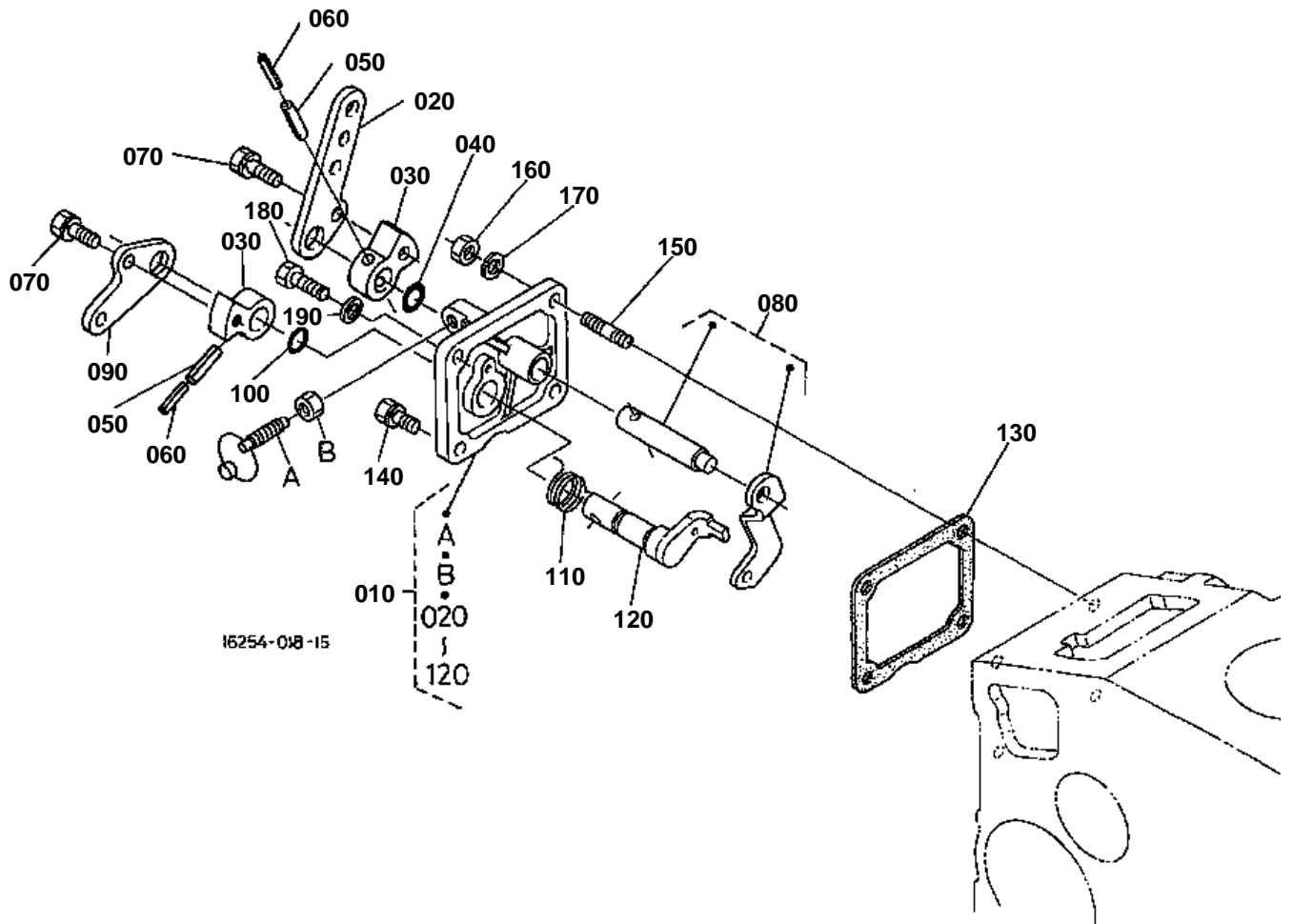


NOZZLE HOLDER [COMPONENT PARTS]

↔ Interchangeable; ≠ not interchangeable; ← new for old; → old for new

REF.No	Part No.	Description	Q'ty	S.No.	I/C	REMARKS	Weight (kgf)	Weight (lb)
010	16032-53000	ASSY HOLDER NOZZLE	3				0.14	0.308
020	16032-92030	NUT	3				0.007	0.0154
030	16032-53230	WASHER ADJUSTING	3				0.001	0.0022
040	16032-53170	SPRING NOZZLE	3				0.007	0.0154
050	16032-53350	SPACER DISTANCE	3				0.02	0.044
060	16032-53160	PUSH ROD	3				0.001	0.0022
070	16032-53280	NUT NOZZLE	3				0.037	0.0814
080	16032-94040	WASHER PLAIN	3				0.002	0.0044
090	16032-53610	PIECE NOZZLE	3				0.021	0.0462
100	16032-98100	ASSY WASHER ADJUST	3			OPTION	0.016	0.0352
110	16032-98500	WASHER ADJUSTING	3			0.10MM	0.001	0.0022
110	16032-98510	WASHER ADJUSTING	3			0.20MM	0.001	0.0022
110	16032-98520	WASHER ADJUSTING	3			0.30MM	0.001	0.0022
110	16032-98530	WASHER ADJUSTING	3			0.40MM	0.001	0.0022
110	16032-98540	WASHER ADJUSTING	3			0.50MM	0.001	0.0022
110	16032-98550	WASHER ADJUSTING	3			0.52MM	0.001	0.0022
110	16032-98560	WASHER ADJUSTING	3			0.54MM	0.001	0.0022
110	16032-98570	WASHER ADJUSTING	3			0.56MM	0.001	0.0022
110	16032-98580	WASHER ADJUSTING	3			0.58MM	0.001	0.0022
110	16032-98590	WASHER ADJUSTING	3			0.80MM	0.001	0.0022

SPEED CONTROL PLATE



**SPEED CONTROL PLATE**

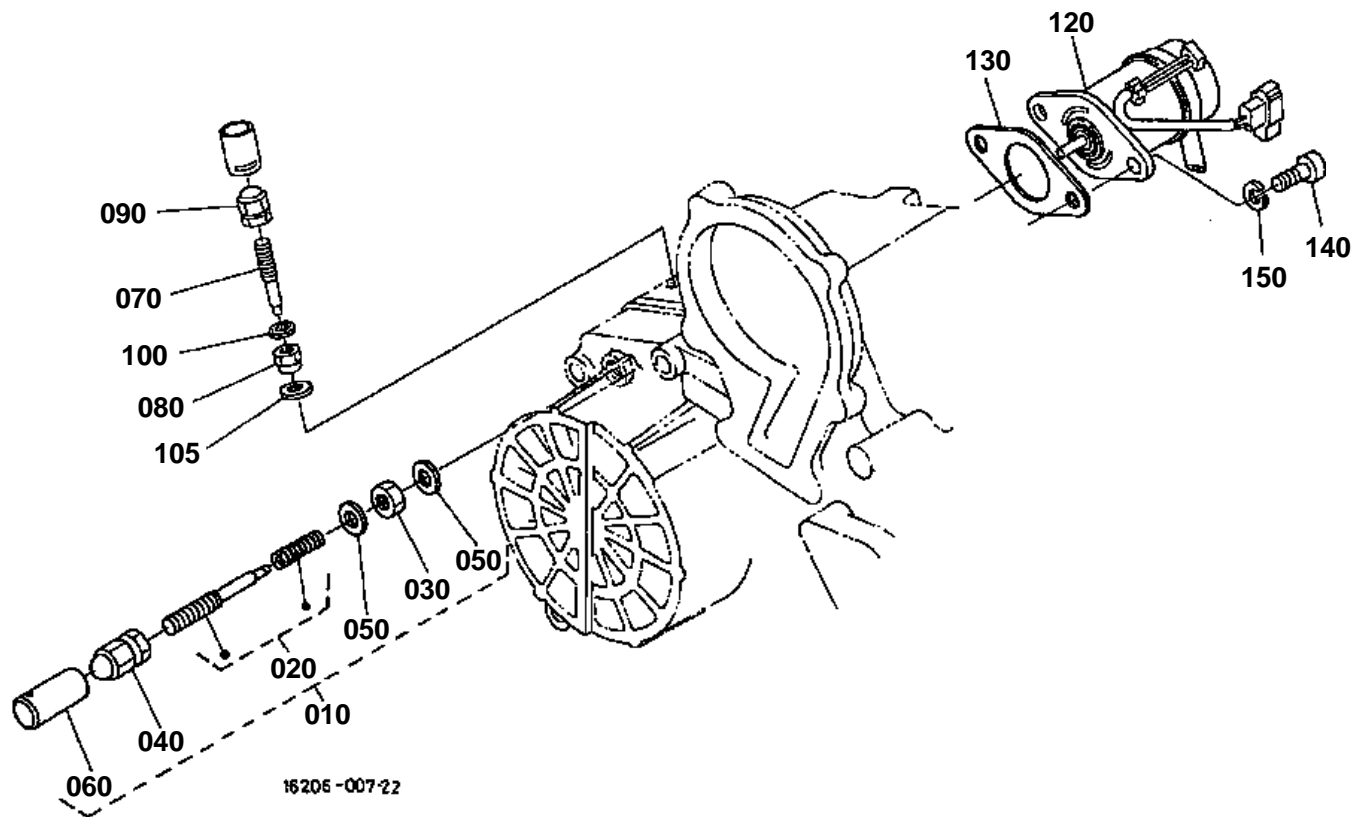
#

REV.MAR.15 '01

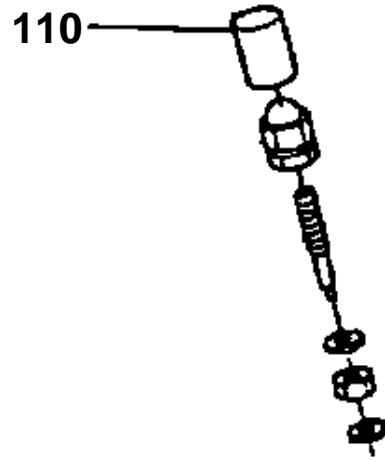
↔ Interchangeable; ≠ not interchangeable; ← new for old; → old for new

REF.No	Part No.	Description	Q'ty	S.No.	I/C	REMARKS	Weight (kgf)	Weight (lb)
010	16205-57010	ASSY PLATE CONTROL	1				0.34	0.748
020	16205-57150	LEVER SPEED CONTROL	1				0.033	0.0726
030	16205-57160	LEVER SPEED CONTROL	2				0.03	0.066
040	04814-00100	O RING	1				0.001	0.0022
050	05411-00420	PIN SPRING	2				0.001	0.0022
060	05411-02520	PIN SPRING	2				0.001	0.0022
070	01023-50612	BOLT	2				0.005	0.011
080	16205-56020	COMP.LEVER GOVERNOR	1				0.02	0.044
090	16205-57720	LEVER ENGINE STOP	1				0.02	0.044
100	19202-96750	O RING	1	<=WJ9533			0.001	0.0022
100	04814-10070	O RING	1	>=WL0001	↔		0.001	0.0022
110	16205-57510	SPRING RETURN	1				0.002	0.0044
120	16205-57740	COMP.LEVER STOP	1				0.046	0.1012
130	16264-57210	GASKET	1				0.002	0.0044
140	01023-50616	BOLT	2	<=89029			0.005	0.011
140	01023-50616	BOLT	1	>=89030			0.005	0.011
150	01513-50616	BOLT STUD	2	<=WH4447			0.004	0.0088
150	16245-91540	STUD	2	>=WJ0001	↔		0.005	0.011
160	02056-50060	NUT	2				0.002	0.0044
170	04512-60060	WASHER SPRING	2				0.001	0.0022
180	01053-50618	BOLT	1	>=89030			0.006	0.0132
190	15601-96650	GASKET	1	>=89030			0.001	0.0022

STOP SOLENOID



110 16221-5442-0



16195-802-10



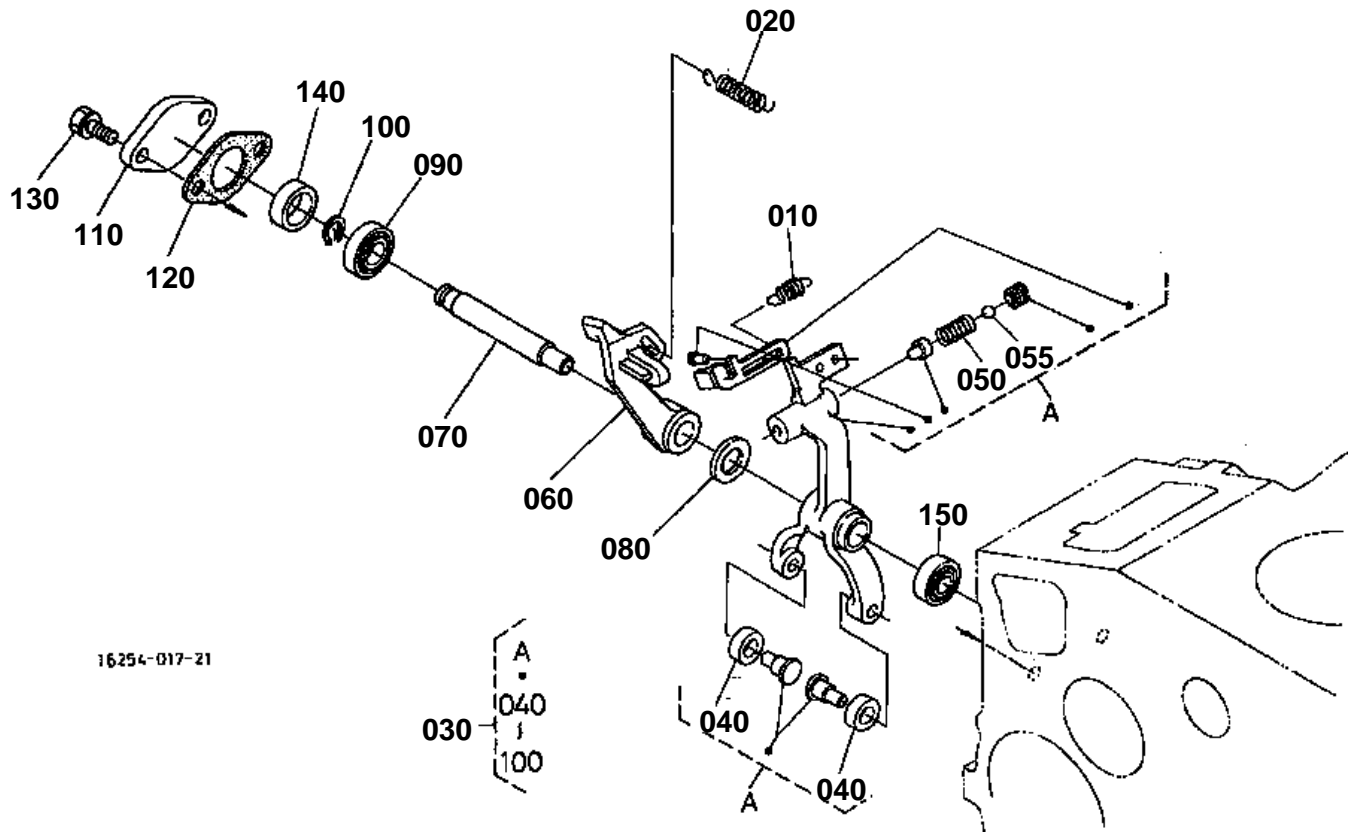
STOP SOLENOID
#

REV.MAR.15 '01

↔ Interchangeable; ≠ not interchangeable; ← new for old; → old for new

REF.No	Part No.	Description	Q'ty	S.No.	I/C	REMARKS	Weight (kgf)	Weight (lb)
010	16282-54090	ASSY APPARATUS IDLE	1				0.025	0.055
020	16282-54100	ASSY BOLT ADJUSTING	1				0.01	0.022
030	15841-92020	NUT	1				0.004	0.0088
040	15841-92330	NUT	1				0.006	0.0132
050	15601-96650	GASKET	2				0.001	0.0022
060	16221-54420	CAP	1				0.001	0.0022
070	16241-54120	BOLT ADJUSTING	1				0.005	0.011
080	15841-92020	NUT	1			D1105-BH-6 ≤DEC.1998	0.004	0.0088
080	1G031-54210	NUT LOCK	1			D1105-EBH-6 ≥JAN.1999	0.003	0.0066
090	15841-92330	NUT	1				0.006	0.0132
100	15601-96650	GASKET	2			D1105-BH-6 ≤DEC.1998	0.001	0.0022
100	15601-96650	GASKET	1			D1105-EBH-6 ≥JAN.1999	0.001	0.0022
105	1G031-96650	GASKET	1			D1105-EBH-6 ≥JAN.1999	0.001	0.0022
110	16221-54420	CAP	1			D1105-BH-6 ≤DEC.1998	0.001	0.0022
120	16271-60012	ASSY SOLENOID	1				0.35	0.77
130	16299-60150	GASKET	1				0.003	0.0066
140	01202-50612	BOLT	2	≤95969			0.005	0.011
140	01311-10614	BOLT HEX-SOC-HD	2	≥95970	↔		0.005	0.011
150	04512-60060	WASHER SPRING	2	≥95970			0.001	0.0022

GOVERNOR



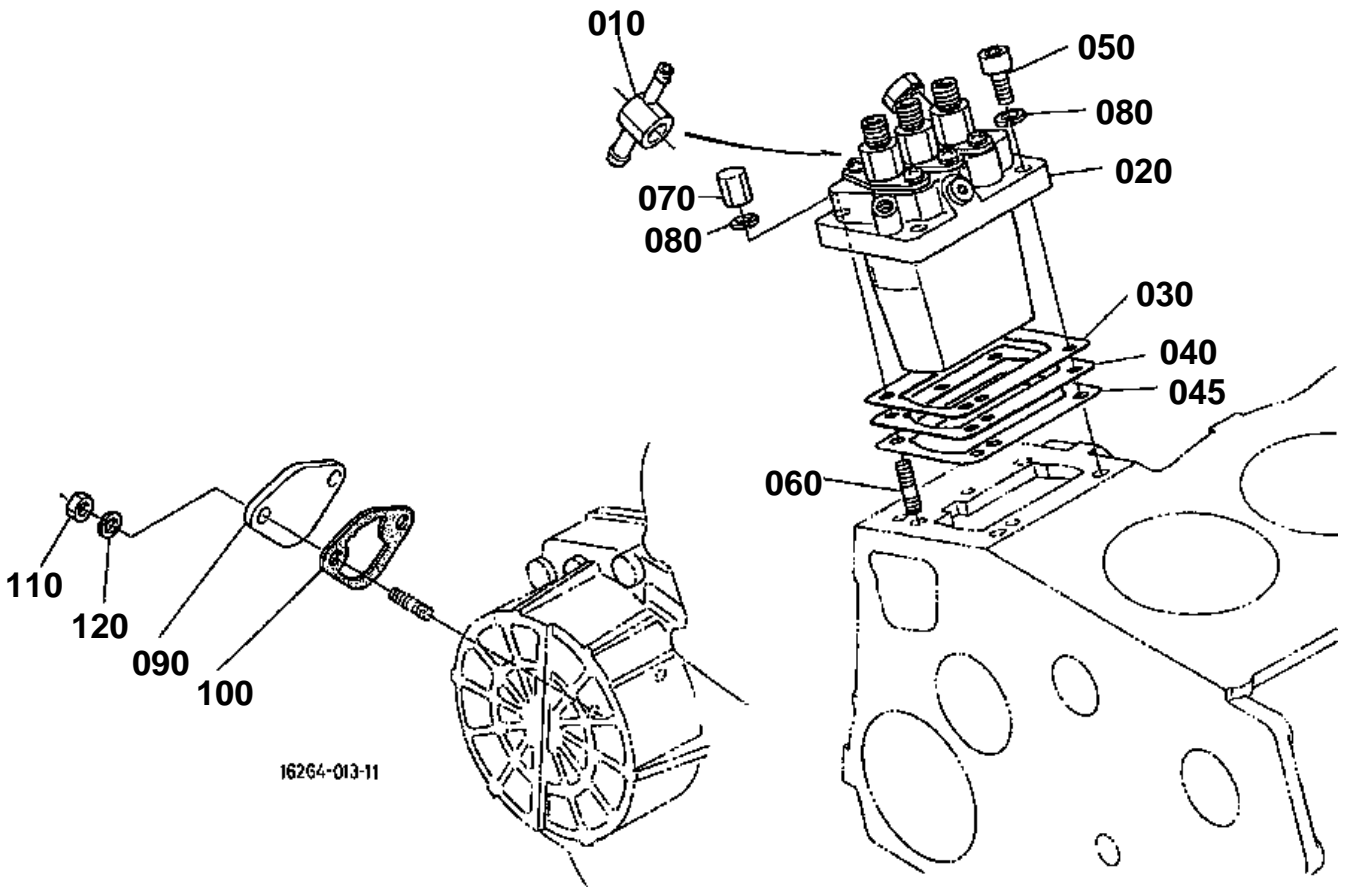
16254-017-21



↔ Interchangeable; ≠ not interchangeable; ← new for old; → old for new

REF.No	Part No.	Description	Q'ty	S.No.	I/C	REMARKS	Weight (kgf)	Weight (lb)
010	16261-56480	SPRING START	1				0.002	0.0044
020	16285-56412	SPRING GOVERNOR	1				0.022	0.0484
030	16264-56054	ASSY LEVER FORK	1	<=WX2480			0	0
030	16264-56057	ASSY LEVER FORK	1	>=WY0001	←		0.14	0.308
040	19484-55440	ROLLER	2				0.005	0.011
050	16264-54232	SPRING	1				0.001	0.0022
055	07715-03205	BALL	1				0.001	0.0022
060	16222-56130	LEVER FORK	1				0	0
070	16241-56153	SHAFT FORK LEVER	1				0.04	0.088
080	16241-94010	WASHER PLAIN	1				0.002	0.0044
090	16241-56330	BEARING MINIATURIZE	1				0.007	0.0154
100	04612-00090	CIR CLIP EXTERNAL	1				0.001	0.0022
110	16241-56250	COVER FORK LEV.SHAFT	1				0.013	0.0286
120	16299-56260	GASKET	1				0.002	0.0044
130	01023-50614	BOLT	2				0.005	0.011
140	16241-56210	COLLAR	1				0.008	0.0176
150	16241-56340	BEARING MINIATURIZE	1				0.007	0.0154

INJECTION PUMP



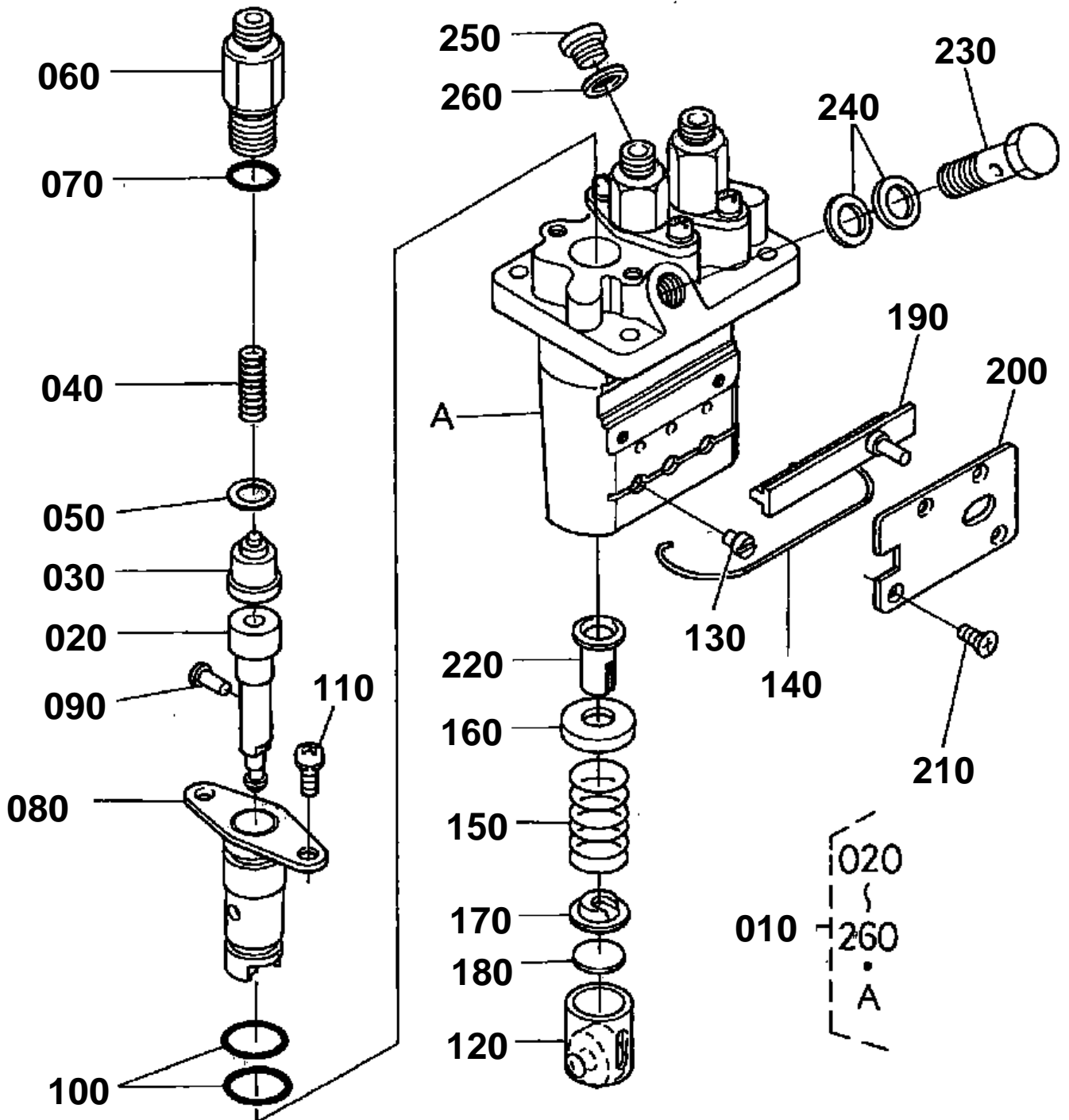


INJECTION PUMP

↔ Interchangeable; ≠ not interchangeable; ← new for old; → old for new

REF.No	Part No.	Description	Q'ty	S.No.	I/C	REMARKS	Weight (kgf)	Weight (lb)
010	16271-95690	JOINT EYE	1				0.046	0.1012
020	16032-51010	ASSY PUMP INJECTION	1				1	2.2
030	16006-52092	SHIM INJECTION PUMP	1			0.20MM	0.004	0.0088
040	16006-52112	SHIM INJECTION PUMP	1			0.25MM	0.004	0.0088
045	16006-52122	SHIM INJECTION PUMP	1			0.30MM	0.006	0.0132
050	01311-10620	BOLT HEX-SOC-HD	2				0.012	0.0264
060	15841-91500	STUD	2				0.02	0.044
070	15841-92320	NUT	2				0.01	0.022
080	04512-60060	WASHER SPRING	4				0.001	0.0022
090	15852-52850	COVER	1				0.058	0.1276
100	16264-52140	GASKET FUEL PUMP	1				0.001	0.0022
110	02056-50060	NUT	2				0.002	0.0044
120	04512-60060	WASHER SPRING	2				0.001	0.0022

INJECTION PUMP [COMPONENT PARTS]



16264-020-10

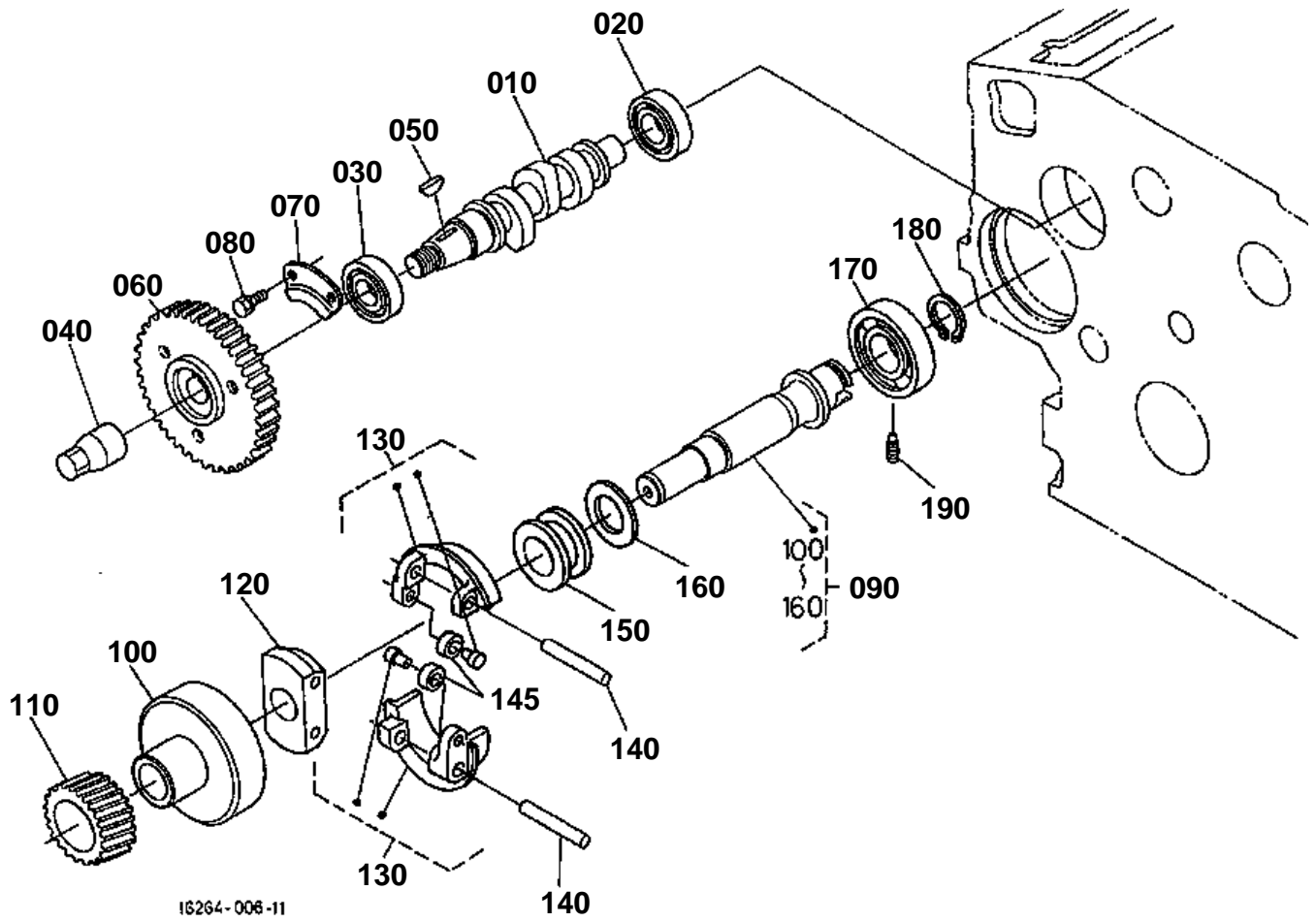


INJECTION PUMP [COMPONENT PARTS]

↔ Interchangeable; ≠ not interchangeable; ← new for old; → old for new

REF.No	Part No.	Description	Q'ty	S.No.	I/C	REMARKS	Weight (kgf)	Weight (lb)
010	16032-51010	ASSY PUMP INJECTION	1				1	2.2
020	16030-51052	PLUNGER PUMP	3				0.024	0.0528
030	15841-51030	VALVE DELIVERY	3				0.015	0.033
040	15841-51230	SPRING DELIV.VALVE	3				0.004	0.0088
050	15841-51240	GASKET DELIV.VALVE	3				0.001	0.0022
060	16271-51220	HOLDER DELIV.VALVE	3				0.045	0.099
070	15841-96760	O RING	3				0.001	0.0022
080	15841-51560	FLANGE SLEEVE	3				0.06	0.132
090	15841-94570	PIN JOINT	3				0.001	0.0022
100	15841-51200	O RING	6				0.001	0.0022
110	15862-91430	SCREW	6				0.01	0.022
120	15841-51070	ASSY TAPPET	3				0.03	0.066
130	15841-51250	PIN TAPPET GUIDE	3				0.001	0.0022
140	15861-51430	PIN CLAMP	1				0.002	0.0044
150	15841-51280	SPRING PLUNGER	3				0.015	0.033
160	15841-51270	SEAT SPRING UPPER	3				0.005	0.011
170	15841-51290	SEAT SPRING LOWER	3				0.005	0.011
180	15841-51490	SHIM	3				0.005	0.011
190	16030-51060	RACK CONTROL	1				0.027	0.0594
200	16030-51540	PLATE	1				0.035	0.077
210	15841-93110	SCREW CSK-HD	4				0.001	0.0022
220	15841-51380	SLEEVE CONTROL	3				0.006	0.0132
230	16271-51320	SCREW FOLLOW	1				0.031	0.0682
240	15841-96650	GASKET	2				0.001	0.0022
250	16030-96010	PLUG	1				0.008	0.0176
260	15861-96650	GASKET	1				0.001	0.0022

FUEL CAMSHAFT



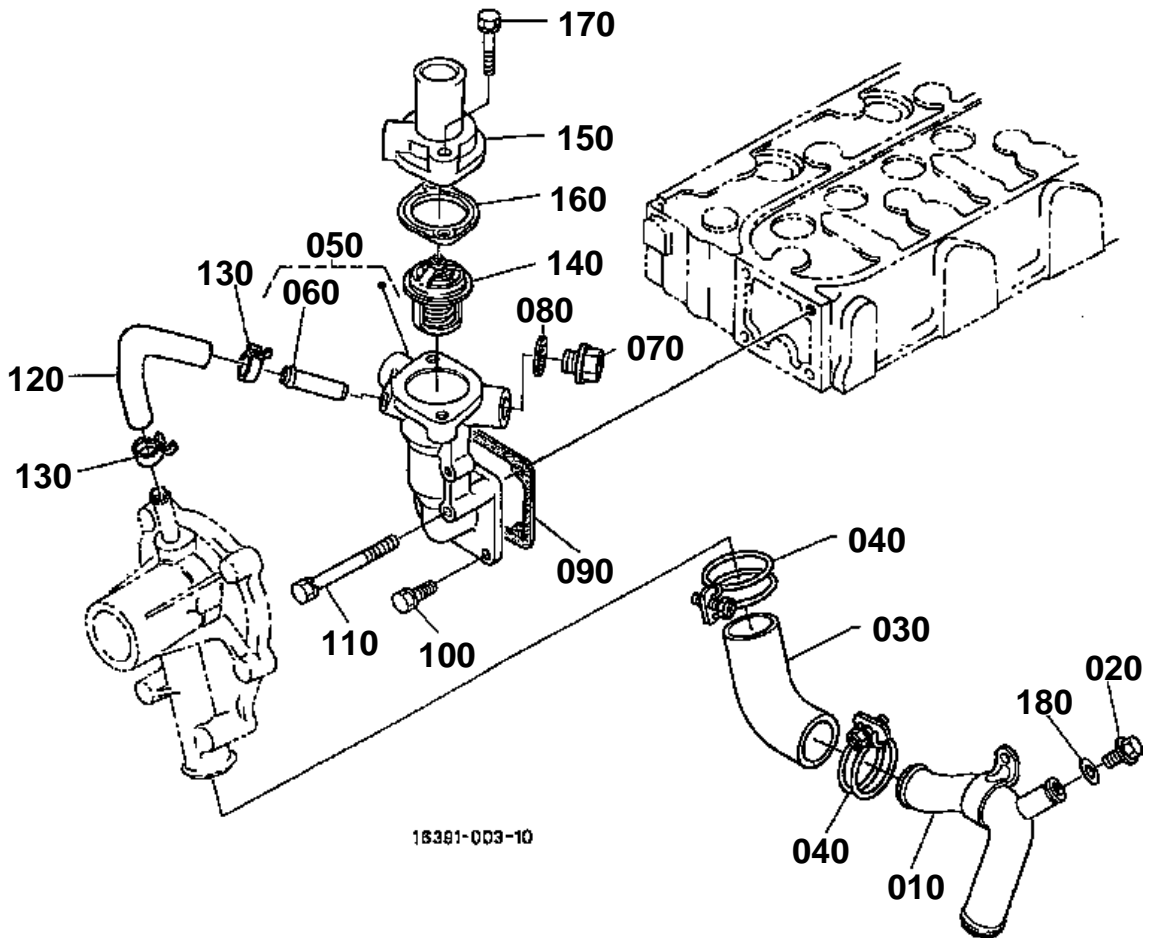


FUEL CAMSHAFT

↔ Interchangeable; ≠ not interchangeable; ← new for old; → old for new

REF.No	Part No.	Description	Q'ty	S.No.	I/C	REMARKS	Weight (kgf)	Weight (lb)
010	16020-16170	CAMSHAFT FUEL	1				0.38	0.836
020	08103-06202	BEARING BALL	1				0.05	0.11
030	08103-06204	BEARING BALL	1				0.105	0.231
040	16241-92330	NUT	1				0.035	0.077
050	16241-95230	KEY WOODRUFF	1				0.001	0.0022
060	16272-51150	GEAR INJECTION PUMP	1				0.49	1.078
070	16241-16320	STOPPER FUEL.C/SHAFT	1				0.04	0.088
080	01023-50612	BOLT	2				0.005	0.011
090	16265-55013	ASSY SHAFT GOVERNOR	1				1.22	2.684
100	16241-55392	HOLDER GOVERNOR GEAR	1				0.34	0.748
110	16282-55320	GEAR GOVERNOR	1				0.24	0.528
120	16241-55270	HOLDER GOV.WEIGHT	1				0.085	0.187
130	16241-55062	COMP.WEIGHT GOVERNOR	2				0.085	0.187
140	16241-55260	SHAFT GOV. WEIGHT	2				0.013	0.0286
145	19484-55440	ROLLER	2				0.005	0.011
150	16241-55450	SLEEVE GOVERNOR	1				0.04	0.088
160	16241-55463	WASHER THRUST	1				0.005	0.011
170	08101-06304	BEARING BALL	1				0.146	0.3212
180	16271-55410	CIR CLIP GOV.SHAFT	1				0.005	0.011
190	16241-55554	SCREW SET	1				0.007	0.0154

WATER FLANGE



**WATER FLANGE**

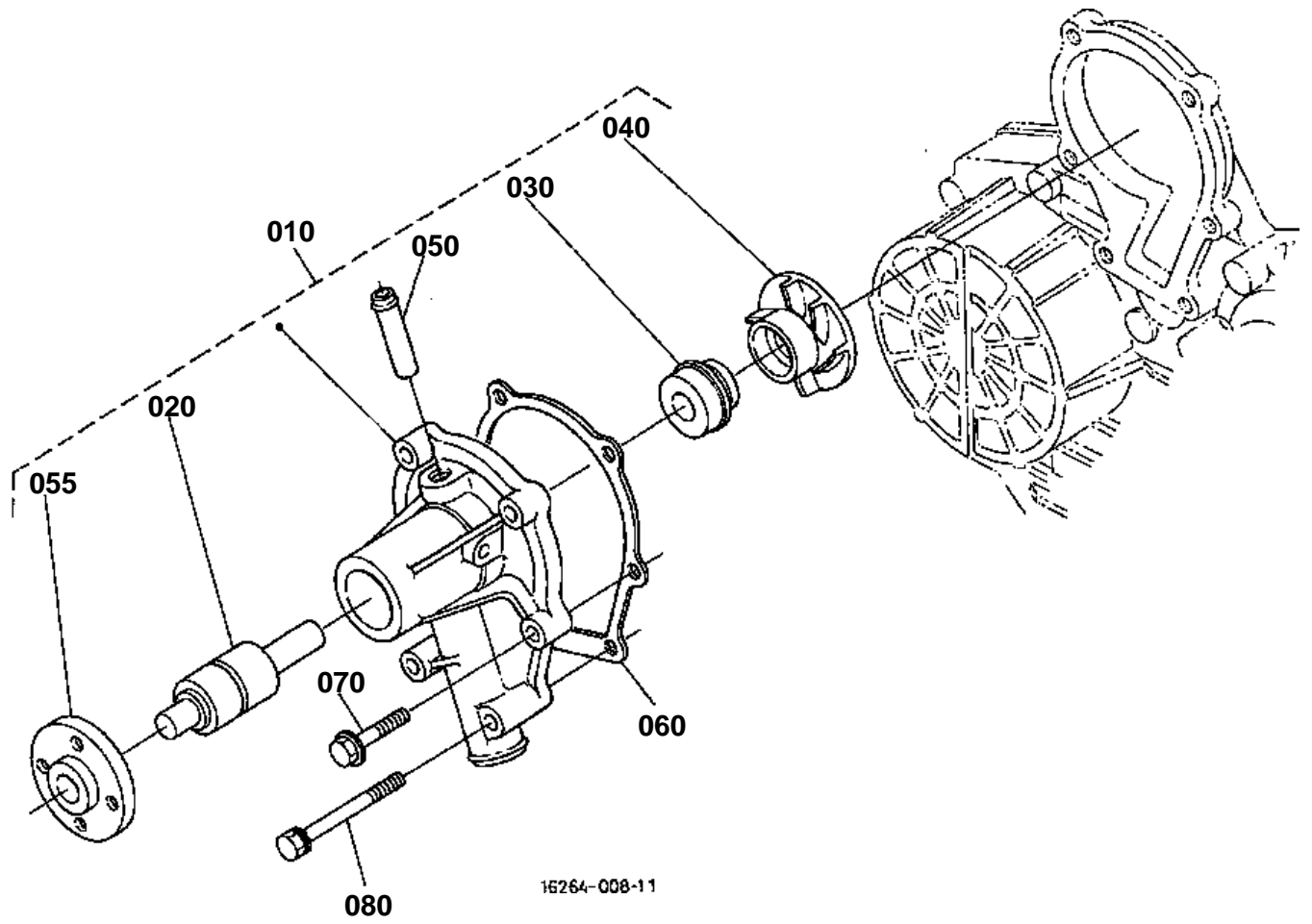
#

REV.MAR.15 '01

↔ Interchangeable; ≠ not interchangeable; ← new for old; → old for new

REF.No	Part No.	Description	Q'ty	S.No.	I/C	REMARKS	Weight (kgf)	Weight (lb)
010	16282-72863	PIPE WATER	1				0.24	0.528
020	06311-55010	PLUG	1			CANOPY	0.015	0.033
030	16241-72870	PIPE WATER	1				0.06	0.132
040	36200-82720	CLAMP	2				0.025	0.055
050	16261-72705	COMP FLANGE WATER	1	<=110326			0.26	0.572
050	16180-72700	COMP FLANGE WATER	1	>=110327	≠		0.265	0.583
060	16241-73370	PIPE WATER RETURN	1				0.007	0.0154
070	06311-55030	PLUG	1			CANOPY	0.05	0.11
080	16261-96710	GASKET	1			CANOPY	0.002	0.0044
090	16264-72920	GASKET WATER FLANGE	1				0.001	0.0022
100	01023-50616	BOLT	3				0.005	0.011
110	01023-50655	BOLT	1				0.012	0.0264
120	16241-73350	PIPE WATER RETURN	1				0.015	0.033
130	16241-73360	BAND PIPE	2				0.003	0.0066
140	15531-73010	ASSY THERMOSTAT	1	<=110326			0.063	0.1386
140	15321-73014	ASSY THERMOSTAT	1	>=110327	≠		0.07	0.154
150	16271-73260	COVER THERMOSTAT	1	<=110326	≠		0.06	0.132
150	16219-73260	COVER THERMOSTAT	1	>=110327	≠		0.094	0.2068
160	16264-73270	GASKET THERMOSTAT	1	<=110326			0.001	0.0022
160	1A021-73270	GASKET THERMOSTAT	1	>=110327	≠		0	0
160	16221-73270	GASKET THERMOSTAT	1	>=WY0001	↔		0.013	0.0286
170	01023-50632	BOLT	2	<=110326			0.01	0.022
170	01123-50835	BOLT	2	>=110327	≠		0.02	0.044
180	04724-00100	GASKET	1			CANOPY	0.001	0.0022

WATER PUMP



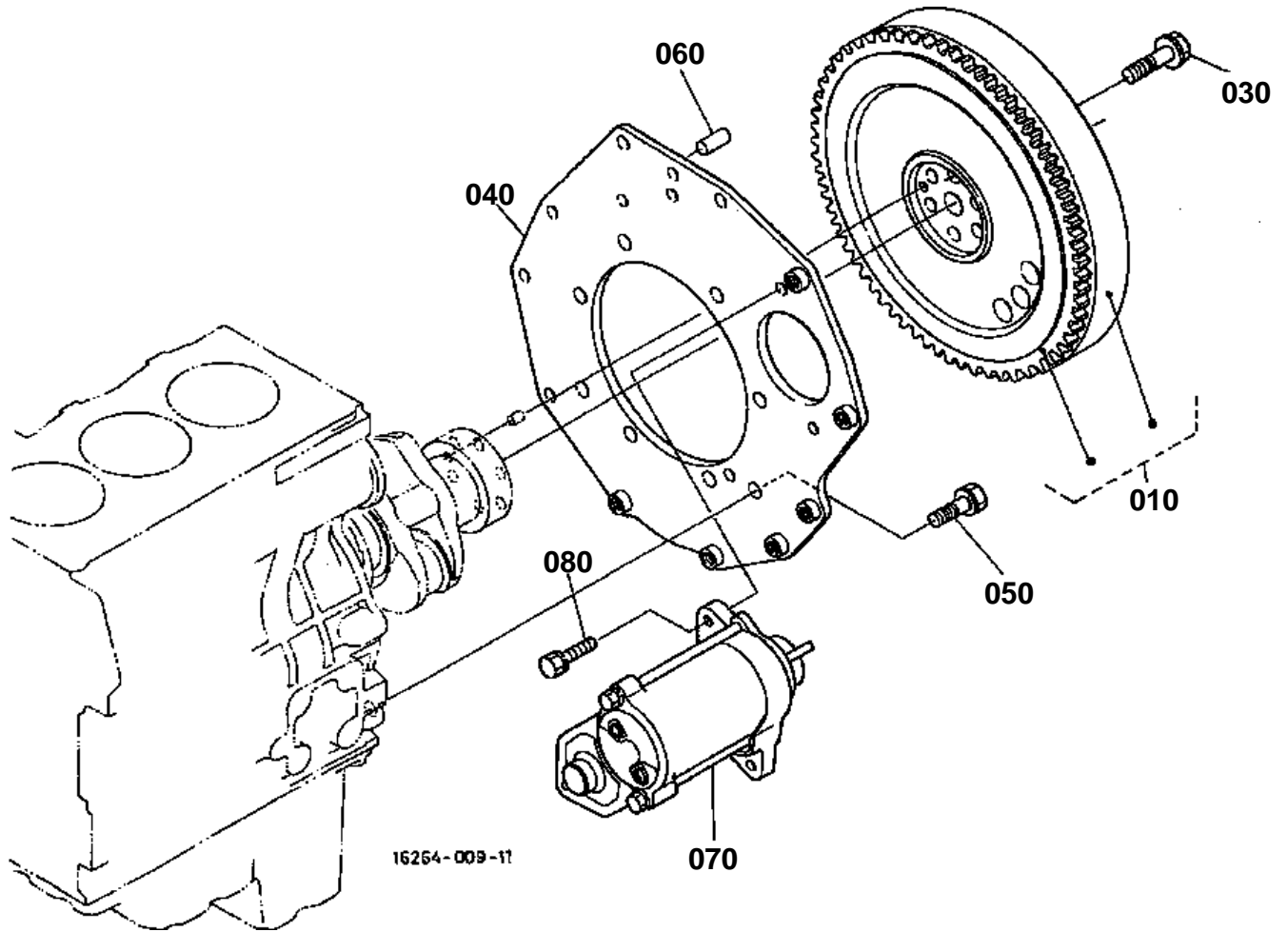


WATER PUMP

↔ Interchangeable; ≠ not interchangeable; ← new for old; → old for new

REF.No	Part No.	Description	Q'ty	S.No.	I/C	REMARKS	Weight (kgf)	Weight (lb)
010	16241-73033	ASSY PUMP WATER	1				0	0
020	16241-73550	BEARING	1				0.202	0.4444
030	16241-73052	ASSY SEAL MECHANICAL	1				0.016	0.0352
040	16241-73510	IMPELLER WATER PUMP	1				0.097	0.2134
050	16241-73340	PIPE WATER RETURN	1				0.006	0.0132
055	16241-73520	FLANGE WATER PUMP	1				0.135	0.297
060	16261-73430	GASKET WATER PUMP	1				0.001	0.0022
070	01023-50630	BOLT	4	<=WF5848			0.008	0.0176
070	01754-50625	BOLT FLANGE	4	>=WG0001	↔		0.008	0.0176
080	01023-50680	BOLT	2				0.017	0.0374

FLYWHEEL,STARTER



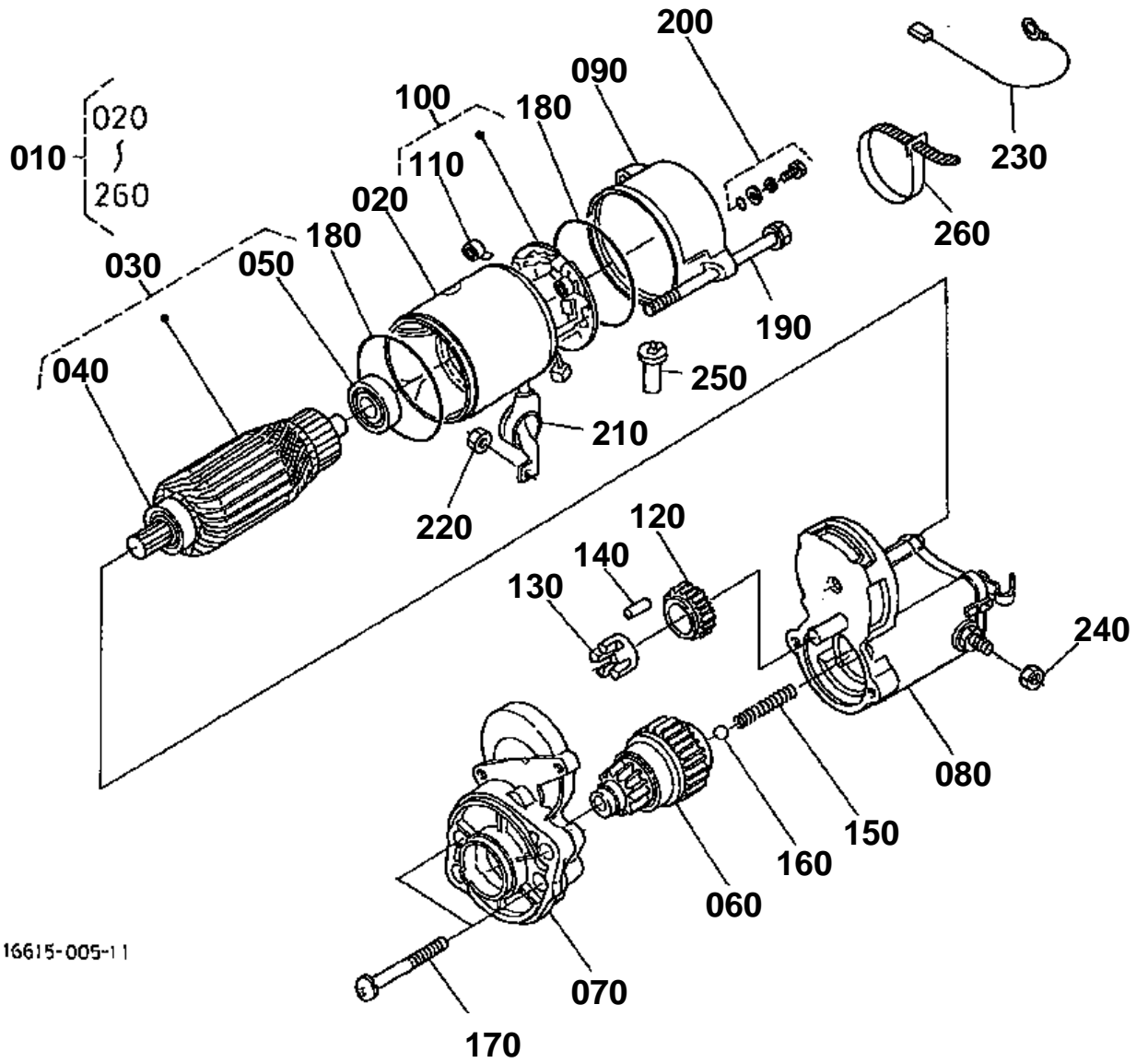


FLYWHEEL,STARTER

↔ Interchangeable; ≠ not interchangeable; ← new for old; → old for new

REF.No	Part No.	Description	Q'ty	S.No.	I/C	REMARKS	Weight (kgf)	Weight (lb)
010	16264-25015	COMP.FLYWHEEL	1				12.3	27.06
020	99999-99999	BLANK	0				0	0
030	16241-25160	BOLT FLYWHEEL	6				0.03	0.066
040	16264-04623	PLATE REAR END	1				2.7	5.94
050	15261-91190	BOLT	8				0.03	0.066
060	05012-00814	PIN STRAIGHT	1				0.006	0.0132
070	16611-63010	ASSY STARTER	1				3.95	8.69
080	01123-50830	BOLT	2				0.015	0.033

STARTER [COMPONENT PARTS]



16615-005-11

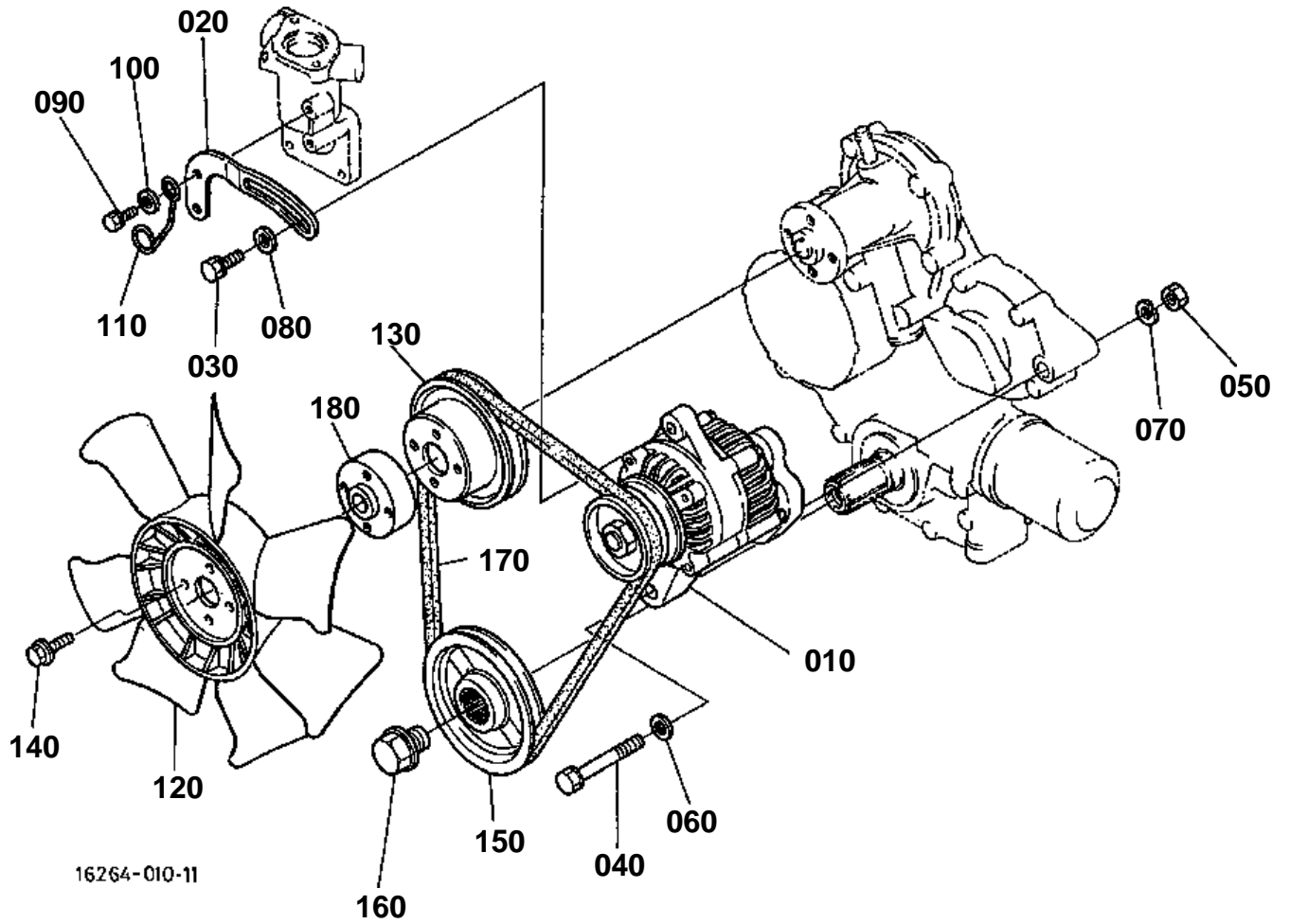


STARTER [COMPONENT PARTS]

↔ Interchangeable; ≠ not interchangeable; ← new for old; → old for new

REF.No	Part No.	Description	Q'ty	S.No.	I/C	REMARKS	Weight (kgf)	Weight (lb)
010	16611-63010	ASSY STARTER	1				3.95	8.69
020	16661-63080	ASSY YOKE	1				0.96	2.112
030	11197-63070	ASSY ARMATURE	1				0.8	1.76
040	11460-63500	BEARING	1				0.03	0.066
050	11460-63530	BEARING	1				0.02	0.044
060	16611-63040	CLUTCH OVER RUNNING	1				0.08	0.176
070	16611-63030	FRAME DRIVE END	1				0.1	0.22
080	16611-63020	ASSY SWITCH MAGNETIC	1				0.91	2.002
090	17341-63200	FRAME END	1				0.13	0.286
100	11197-63380	ASSY HOLDER BRUSH	1				0.05	0.11
110	15401-63390	SPRING BRUSH	4				0.003	0.0066
120	11460-63270	GEAR	1				0.04	0.088
130	11460-63110	RETAINER	1				0.01	0.022
140	19212-63100	ROLLER	5				0.002	0.0044
150	11460-63120	SPRING	1				0.01	0.022
160	19212-97130	BALL	1				0.003	0.0066
170	11460-93310	BOLT	2				0.01	0.022
180	15511-96660	O RING	2				0.005	0.011
190	11197-63320	BOLT	2				0.02	0.044
200	15511-63760	ASSY BOLT	2				0.005	0.011
210	16611-63450	COVER	1				0.03	0.066
220	16611-92020	NUT HEXAGON	1				0.005	0.011
230	16611-63660	CORD STOP SOLENOID	1				0.005	0.011
240	16285-92010	NUT HEXAGON	1				0.005	0.011
250	16285-63570	PIPE DRAIN	1				0.005	0.011
260	16612-63100	BAND COVER	1				0.01	0.022

ALTERNATOR



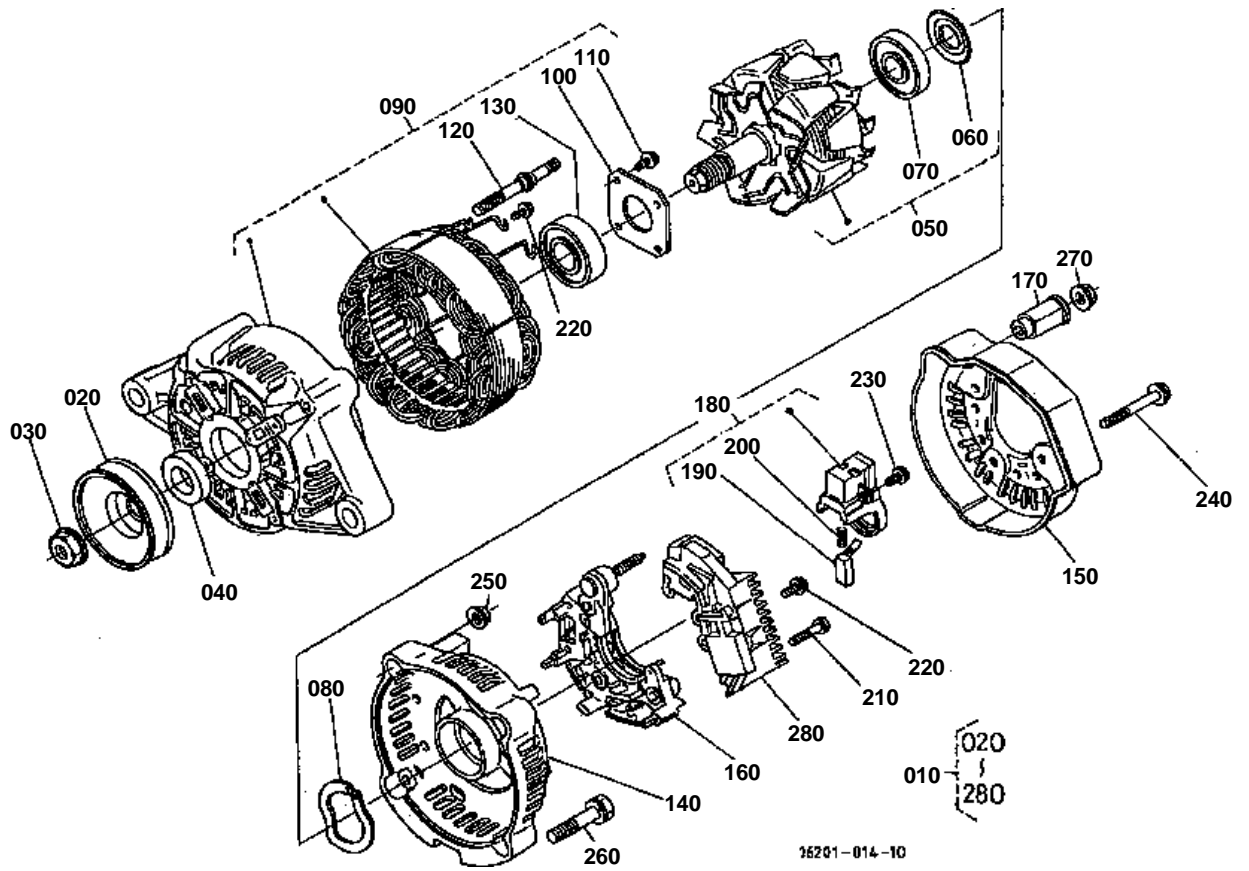


ALTERNATOR

↔ Interchangeable; ≠ not interchangeable; ← new for old; → old for new

REF.No	Part No.	Description	Q'ty	S.No.	I/C	REMARKS	Weight (kgf)	Weight (lb)
010	16241-64012	ASSY ALTERNATOR	1				3	6.6
020	16241-64420	STAY DYNAMO	1				0.095	0.209
030	01123-50825	BOLT	1	≤139735			0.013	0.0286
030	01123-50830	BOLT	1	≥139736	↔		0.015	0.033
040	01173-51085	BOLT	1				0.051	0.1122
050	02176-50100	NUT	1				0.005	0.011
060	04011-50100	WASHER PLAIN	1				0.002	0.0044
070	04512-60100	WASHER SPRING	1				0.002	0.0044
080	04015-60080	WASHER PLAIN	1				0.01	0.022
090	01023-50618	BOLT	1				0.006	0.0132
100	04012-50060	WASHER PLAIN	1				0.001	0.0022
110	16271-83370	CLAMP CORD	1				0.005	0.011
120	16204-74110	FAN	1				0.44	0.968
130	16217-74250	PULLEY FAN	1				0.2	0.44
140	01754-50650	BOLT FLANGE	4				0.01	0.022
150	16265-74280	PULLEY FAN DRIVE	1				1.04	2.288
160	16241-91020	BOLT FAN DRIVE	1				0.1	0.22
170	16241-97010	V BELT	1				0.08	0.176
180	17036-74152	COLLAR FAN	1				0.215	0.473

ALTERNATOR [COMPONENT PARTS]



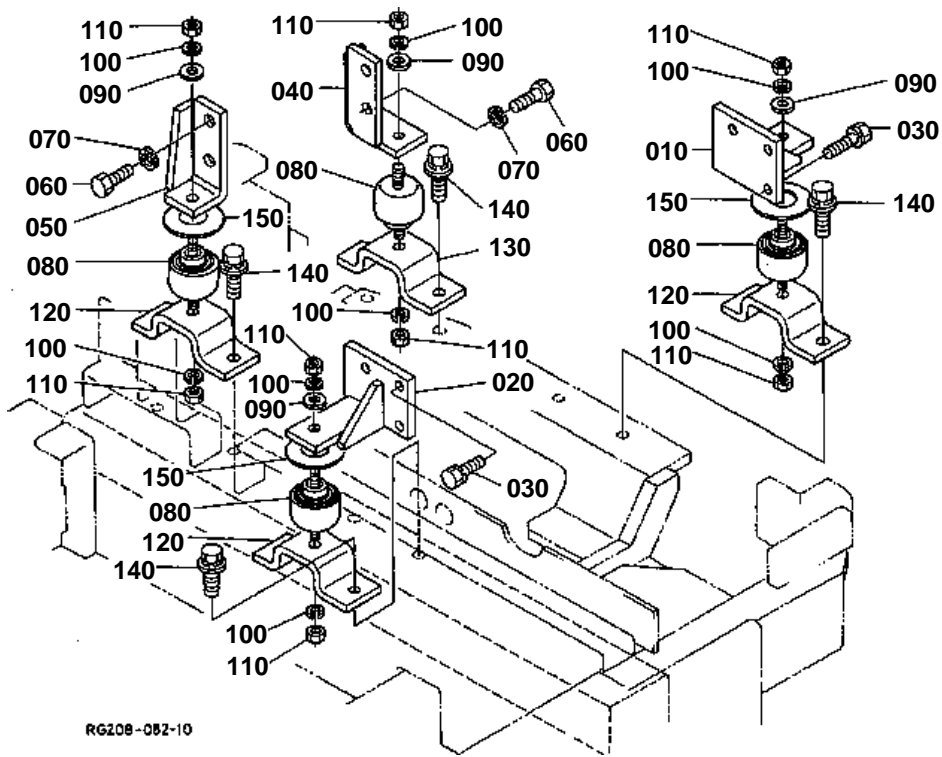


ALTERNATOR [COMPONENT PARTS]

↔ Interchangeable; ≠ not interchangeable; ← new for old; → old for new

REF.No	Part No.	Description	Q'ty	S.No.	I/C	REMARKS	Weight (kgf)	Weight (lb)
010	16241-64012	ASSY ALTERNATOR	1				3	6.6
020	15881-64110	PULLEY DYNAMO	1				0.16	0.352
030	15881-92010	NUT	1				0.02	0.044
040	15881-64150	COLLAR	1				0.004	0.0088
050	66436-64040	ROTOR	1				1.2	2.64
060	15881-64800	COVER BEARING	1				0.001	0.0022
070	15881-64770	BEARING BALL	1				0.04	0.088
080	15881-64810	WASHER THRUST	1				0.002	0.0044
090	15881-64020	FRAME DRIVE END	1				1.2	2.64
100	15881-64710	PLATE RETAINER	1				0.01	0.022
110	15881-93010	SCREW ROUND HEAD	4				0.003	0.0066
120	15881-64260	BOLT THROUGH	2				0.01	0.022
130	15881-64780	BEARING BALL	1				0.05	0.11
140	16241-64060	FRAME END	1				0.2	0.44
150	16241-64230	COVER END	1				0	0
160	16241-64850	ASSY RECTIFIER	1				0.16	0.352
170	16241-64900	BUSH INSULATION	1				0.007	0.0154
180	15881-64310	HOLDER BRUSH	1				0.025	0.055
190	15881-64090	BRUSH	2				0.002	0.0044
200	15881-64330	SPRING BRUSH	2				0.002	0.0044
210	15881-93020	SCREW ROUND HEAD	2				0.005	0.011
220	15881-93030	SCREW ROUND HEAD	6				0.003	0.0066
230	15881-93040	SCREW ROUND HEAD	1				0.003	0.0066
240	15881-91040	BOLT	3				0.005	0.011
250	15881-92020	NUT	2				0.02	0.044
260	15881-91050	BOLT	2				0.01	0.022
270	14182-92030	NUT	1				0.003	0.0066
280	15881-64600	ASSY REGULATOR	1				0.1	0.22

ENGINE BRACKET



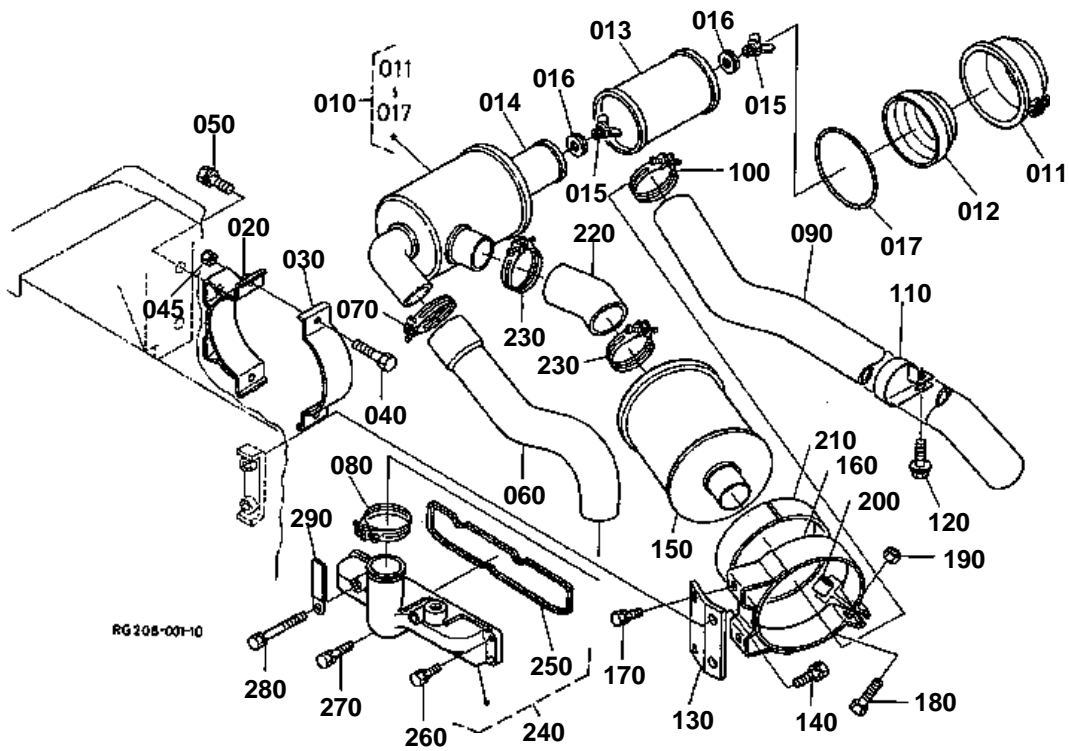


ENGINE BRACKET

↔ Interchangeable; ≠ not interchangeable; ← new for old; → old for new

REF.No	Part No.	Description	Q'ty	S.No.	I/C	REMARKS	Weight (kgf)	Weight (lb)
010	68311-42110	BRACKET ENGINE	1				0.89	1.958
020	68311-42120	BRACKET ENGINE	1				0.92	2.024
030	01133-61025	BOLT	6				0.02	0.044
040	68311-42130	BRACKET ENGINE	1				0.57	1.254
050	RC101-42140	BRACKET ENGINE	1				1.03	2.266
060	01173-61425	BOLT	4				0.05	0.11
070	04512-60140	WASHER SPRING	4				0.008	0.0176
080	68051-42160	CUSHION RUBBER	4				0.37	0.814
090	04013-60100	WASHER PLAIN	4				0.003	0.0066
100	04512-60100	WASHER SPRING	8				0.002	0.0044
110	02118-60100	NUT	8				0.006	0.0132
120	68311-42180	SUPPORT ENGINE	3				0.53	1.166
130	RC101-42180	SUPPORT ENGINE	1				0.5	1.1
140	01135-61235	BOLT	8				0.05	0.11
150	RC101-42170	COVER RUBBER SEAT	3	>=11654			0.004	0.0088

AIR CLEANER,INLET MANIFOLD





AIR CLEANER,INLET MANIFOLD

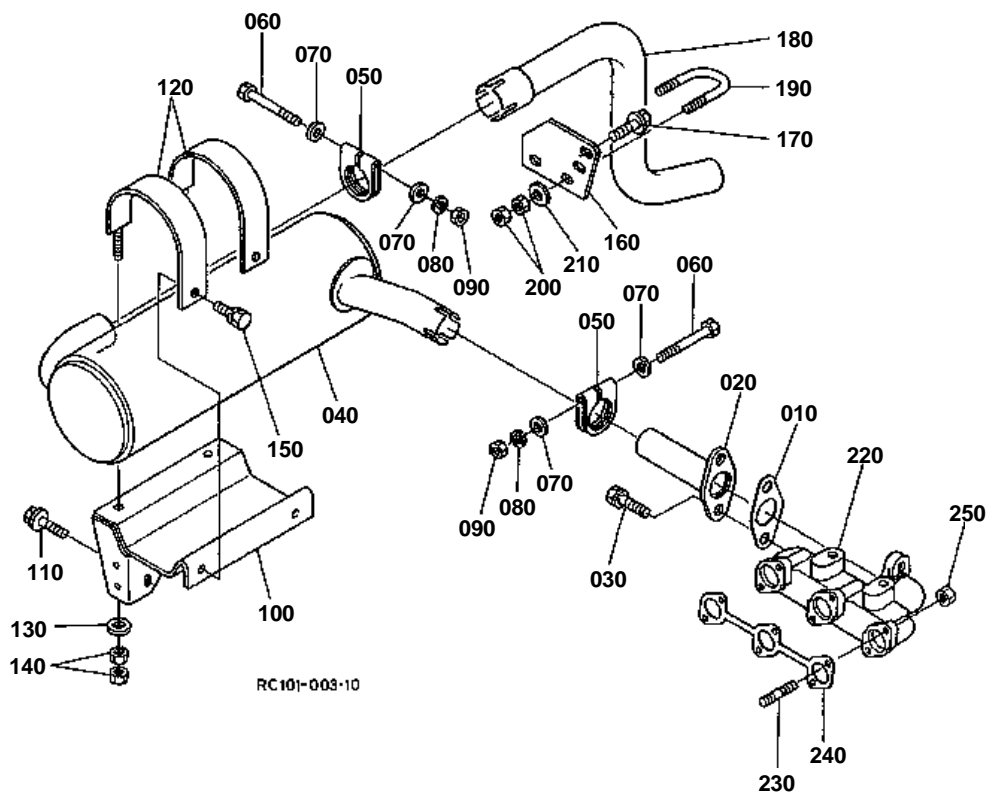
#

REV.MAR.15 '01

↔ Interchangeable; ≠ not interchangeable; ← new for old; → old for new

REF.No	Part No.	Description	Q'ty	S.No.	I/C	REMARKS	Weight (kgf)	Weight (lb)
010	RC108-42200	ASSY CLEANER AIR	1				1.5	3.3
011	RC108-42060	ASSY CUP	1				0.25	0.55
012	6C040-94230	RETAINER ELEMENT	1				0.049	0.1078
013	6C040-94240	ELEMENT OUTER	1				0.3	0.66
014	6C040-94250	ELEMENT INNER	1				0.108	0.2376
015	6C040-94260	NUT WING	2				0.001	0.0022
016	RC108-42070	WASHER SEAL	2				0.008	0.0176
017	RC108-42080	GASKET	1				0.01	0.022
020	68311-42280	BAND AIR CLEANER	1				0.406	0.8932
030	68311-42290	BAND AIR CLEANER	1				0.161	0.3542
040	01153-60835	BOLT	2				0.02	0.044
045	02114-60080	NUT	2				0.002	0.0044
050	01123-60816	BOLT	2				0.01	0.022
060	RC108-42220	HOSE INLET	1				0.27	0.594
070	15261-11720	BAND PIPE	1				0.03	0.066
080	15221-11720	BAND PIPE	1				0.03	0.066
090	RC101-42230	HOSE INLET	1				0.6	1.32
100	15221-11720	BAND PIPE	1				0.03	0.066
110	68731-42272	BAND PIPE	1				0.05	0.11
120	01135-61020	BOLT	1				0.015	0.033
130	RC101-42250	BRACKET	1	<=11912			0	0
130	RC101-42252	BRACKET	1	>=11913	←		0.3	0.66
140	01133-61020	BOLT	2				0.02	0.044
150	68311-42210	SILENCER	1				1.26	2.772
160	69244-42560	BAND	1	>=11912			0	0
160	RC101-42560	BAND	1	<=11913	↔		0.47	1.034
170	01123-60816	BOLT	2				0.01	0.022
180	01153-60835	BOLT	1				0.02	0.044
190	02114-60080	NUT	2				0.002	0.0044
200	35999-02550	COLLAR	1				0.01	0.022
210	68311-42570	CUSHION	1				0.03	0.066
220	RC101-42240	HOSE INLET	1				0.1	0.22
230	15221-11720	BAND PIPE	2				0.03	0.066
240	16264-11770	ASSY MANIFOLD INLET	1				0.26	0.572
250	16261-11822	GASKET IN-MANIFOLD	1				0.01	0.022
260	01023-50618	BOLT	3				0.006	0.0132
270	01023-50630	BOLT	1				0.008	0.0176
280	01023-60650	BOLT WITH WASHER	2				0.015	0.033
290	15272-67590	CLAMP CORD	1				0.004	0.0088

MUFFLER,EXHAUST MANIFOLD

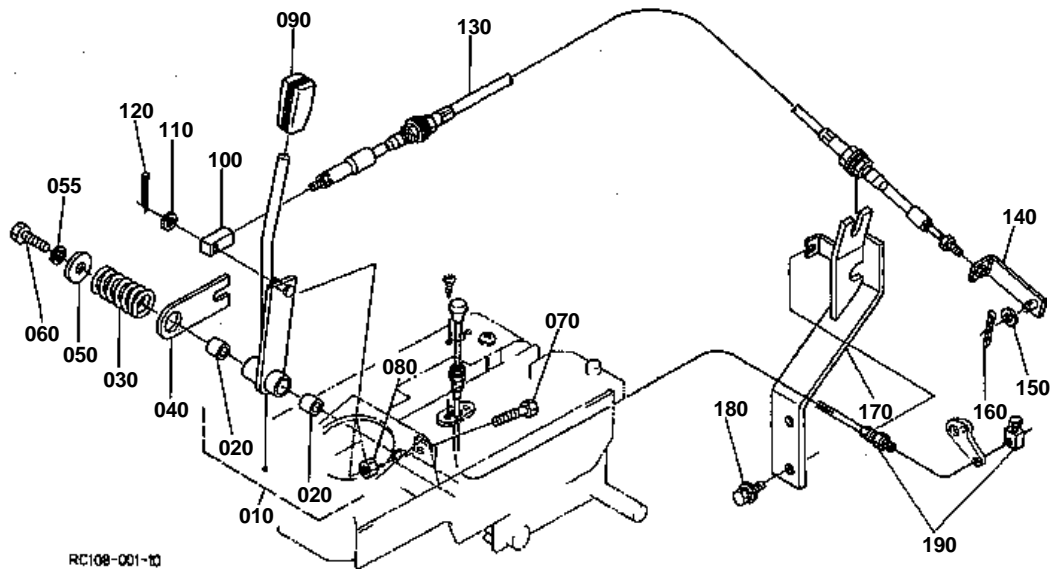


**MUFFLER,EXHAUST MANIFOLD**

↔ Interchangeable; ≠ not interchangeable; ← new for old; → old for new

REF.No	Part No.	Description	Q'ty	S.No.	I/C	REMARKS	Weight (kgf)	Weight (lb)
010	15313-12370	GASKET NA	1				0.008	0.0176
020	68741-42450	FLANGE MUFFLER	1				0.18	0.396
030	01133-61020	BOLT	2				0.02	0.044
040	RC101-42410	MUFFLER	1				3.1	6.82
050	66711-54420	BAND PIPE	2				0.038	0.0836
060	01153-60865	BOLT	2				0.04	0.088
070	04013-60080	WASHER PLAIN	4				0.002	0.0044
080	04512-60080	WASHER SPRING	2				0.002	0.0044
090	02114-60080	NUT	2				0.002	0.0044
100	RC101-42420	BRACKET MUFFLER	1				2.5	5.5
110	01135-61020	BOLT	4				0.015	0.033
120	68731-42420	BAND MUFFLER	2				0.26	0.572
130	04013-60100	WASHER PLAIN	2				0.003	0.0066
140	02118-60100	NUT	4				0.006	0.0132
150	01133-61020	BOLT	2				0.02	0.044
160	RC101-42430	BRACKET PIPE	1				0.2	0.44
170	01135-61025	BOLT	2				0.04	0.088
180	RC101-42440	PIPE MUFFLER	1				0.43	0.946
180	RC101-42490	PIPE MUFFLER	1			TELESCOPIC	0.53	1.166
190	68271-42530	U-BOLT	1				0.07	0.154
200	02114-60100	NUT	4				0.008	0.0176
210	04013-60100	WASHER PLAIN	2				0.003	0.0066
220	16264-12310	MANIFOLD EXHAUST	1				1.7	3.74
230	16241-91490	STUD	6				0.005	0.011
240	16261-12350	GASKET EX-MANIFOLD	1				0.019	0.0418
250	16271-92010	NUT	6				0.005	0.011

ACCEL LEVER



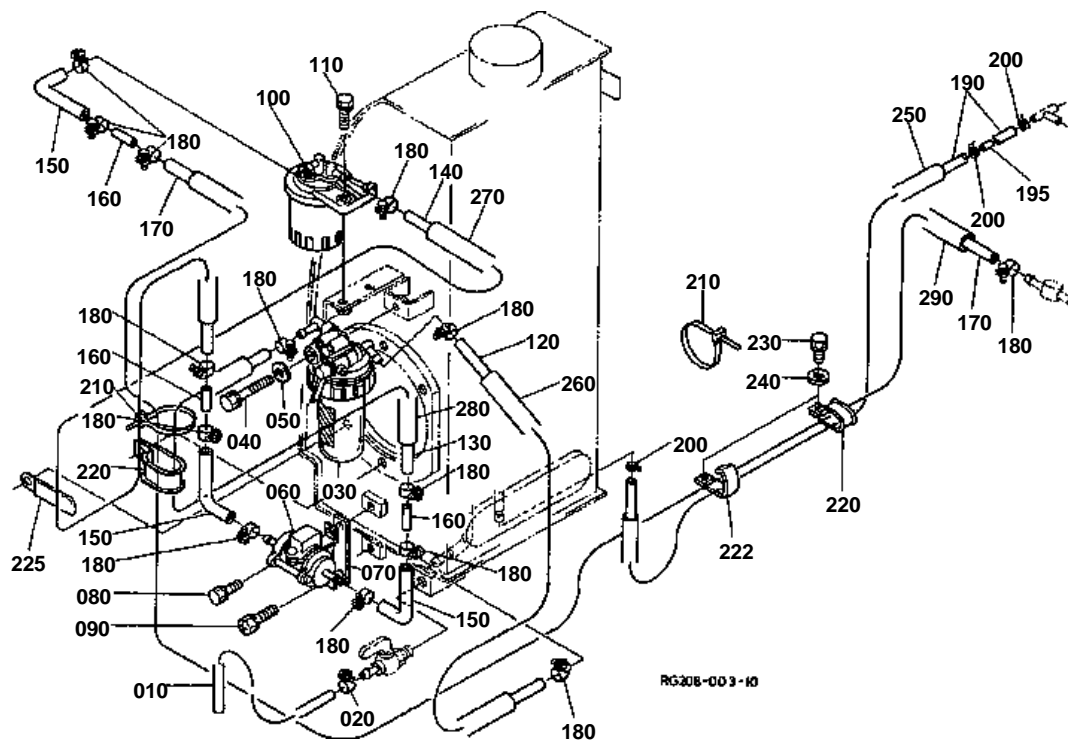


ACCEL LEVER

↔ Interchangeable; ≠ not interchangeable; ← new for old; → old for new

REF.No	Part No.	Description	Q'ty	S.No.	I/C	REMARKS	Weight (kgf)	Weight (lb)
010	RC101-35100	ASSY LEVER ACCEL.	1				0.55	1.21
020	08511-01615	BUSH	2				0.01	0.022
030	RC101-35120	SPRING	1				0.13	0.286
040	RC101-35170	PLATE	1				0.071	0.1562
050	RC101-35210	PLATE	1				0.027	0.0594
055	04512-60100	WASHER SPRING	1				0.002	0.0044
060	01175-61035	BOLT	1				0.03	0.066
070	01175-61045	BOLT	2				0.04	0.088
080	02118-60100	NUT	2				0.006	0.0132
090	55611-31460	GRIP LEVER	1				0.03	0.066
100	RC101-35070	ADAPTER	1				0.058	0.1276
110	04012-50060	WASHER PLAIN	1				0.001	0.0022
120	05511-51612	PIN SPLIT	1				0.001	0.0022
130	RC101-35130	CABLE ACCEL	1				0.3	0.66
140	68311-35170	LEVER	1				0.07	0.154
150	04012-50080	WASHER PLAIN	1				0.001	0.0022
160	05511-50215	PIN SPLIT	1				0.001	0.0022
170	RC108-35142	SUPPORT ACCEL	1	≤11888			0.43	0.946
170	RC108-35142	SUPPORT ACCEL	1	≥11889	←		0.43	0.946
180	01135-61020	BOLT	2				0.015	0.033
190	RC408-53230	CABLE STOP	1				0.12	0.264

FUEL PIPING

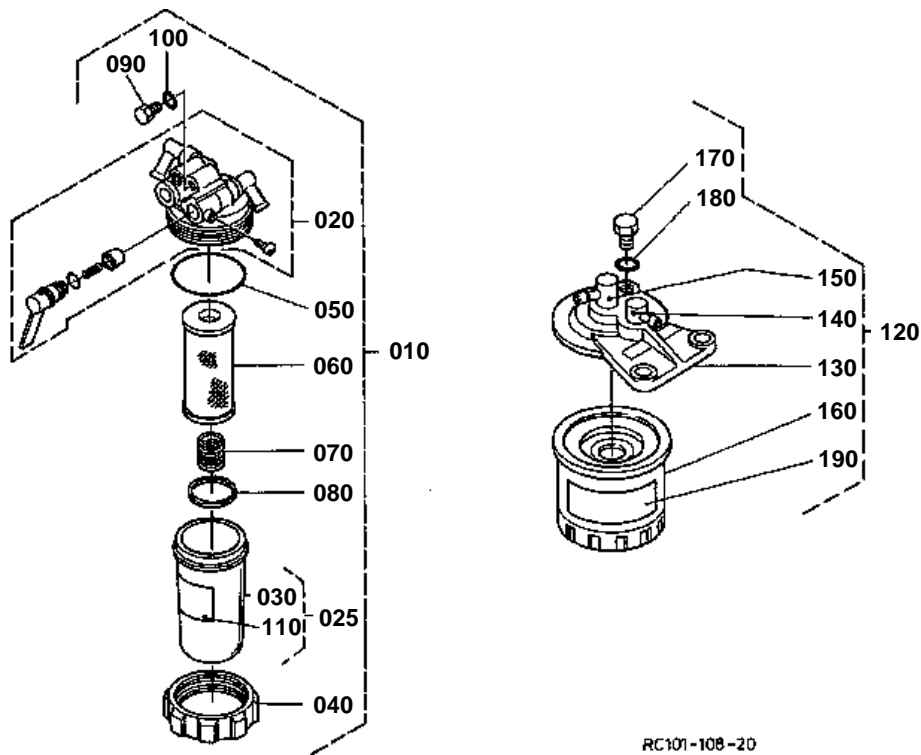


**FUEL PIPING**

↔ Interchangeable; ≠ not interchangeable; ← new for old; → old for new

REF.No	Part No.	Description	Q'ty	S.No.	I/C	REMARKS	Weight (kgf)	Weight (lb)
010	09661-80350	TUBE FUEL	1				0.04	0.088
020	14301-42750	CLIP PIPE	1				0.005	0.011
030	15831-43353	ASSY SEDIMENTER	1				0.325	0.715
040	01123-60865	BOLT	1				0.025	0.055
050	04013-60080	WASHER PLAIN	1				0.002	0.0044
060	16851-52030	ASSY PUMP FUEL	1				0.2	0.44
070	66591-54560	CUSHION RUBBER	1				0.014	0.0308
080	01123-60816	BOLT	1				0.01	0.022
090	01202-60616	BOLT	1				0.005	0.011
100	15291-43010	ASSY FILTER FUEL	1				0.519	1.1418
110	01123-60825	BOLT	2				0.012	0.0264
120	09661-80550	TUBE FUEL	1				0.07	0.154
130	09661-80300	TUBE FUEL	1				0.04	0.088
140	09661-80500	TUBE FUEL	1				0.05	0.11
150	11420-42110	PIPE FUEL	3				0.01	0.022
160	69181-51320	JOINT PIPE	3				0.006	0.0132
170	09661-82050	TUBE FUEL	1				0.17	0.374
180	14301-42750	CLIP PIPE	14				0.005	0.011
190	09664-41200	TUBE FUEL	1				0.07	0.154
195	RC301-51170	THROTTLE	1				0.001	0.0022
200	10244-42320	CLIP PIPE	3				0.001	0.0022
210	55311-41260	BAND CORD	4				0.007	0.0154
220	90038-11180	CLAMP	1				0.02	0.044
222	68111-53510	CLAMP CORD	2				0.02	0.044
225	68011-51160	CLAMP CORD	1				0.008	0.0176
230	01133-61016	BOLT	3				0.018	0.0396
240	04015-60100	WASHER PLAIN	3				0.015	0.033
250	68741-51260	TUBE PROTECTOR	1				0.14	0.308
260	RC101-51180	TUBE	1				0.06	0.132
270	68701-51340	TUBE PROTECTOR	1				0.06	0.132
280	RC101-51150	TUBE	1				0.03	0.066
290	RC101-51160	TUBE	1				0.25	0.55

FUEL FILTER [COMPONENT PARTS]



RC101-108-20

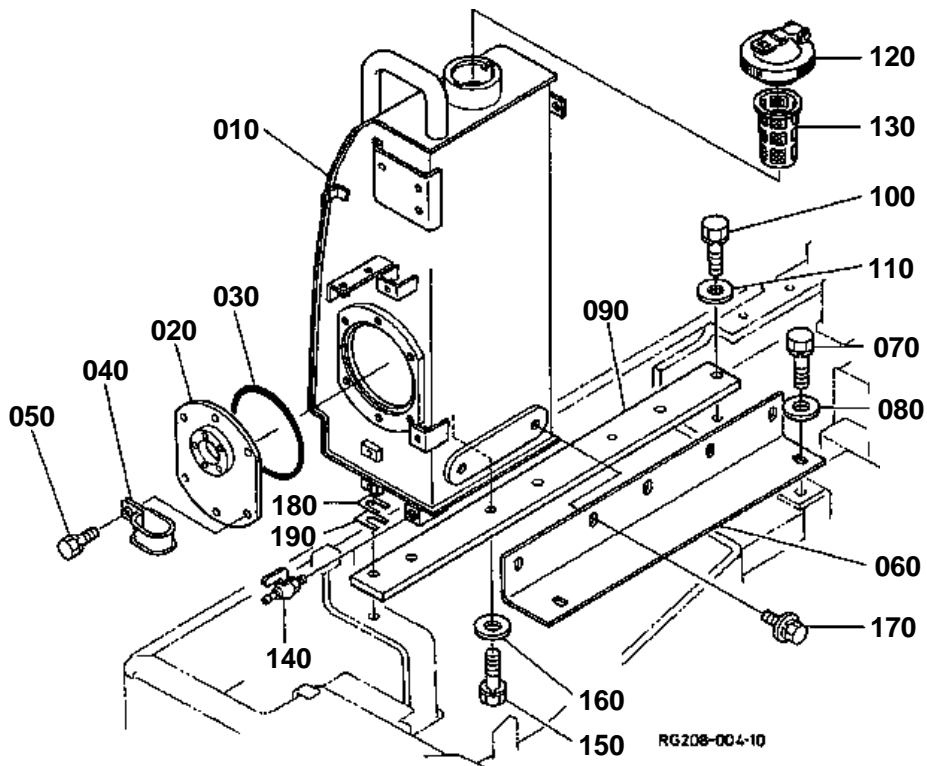


FUEL FILTER [COMPONENT PARTS]

↔ Interchangeable; ≠ not interchangeable; ← new for old; → old for new

REF.No	Part No.	Description	Q'ty	S.No.	I/C	REMARKS	Weight (kgf)	Weight (lb)
010	15831-43353	ASSY SEDIMENTER	1				0.325	0.715
020	15831-43110	COMP.BODY	1				0.14	0.308
025	15831-43100	ASSY CUP FILTER	1				0.028	0.0616
030	16271-43580	CUP FILTER	1				0.045	0.099
040	16271-43590	RING RETAINING	1				0.075	0.165
050	16271-43570	O RING FILTER CUP	1				0.001	0.0022
060	15831-43380	ELEMENT	1				0.04	0.088
070	15831-43930	SPRING	1				0.005	0.011
080	15831-43250	FLOAT	1				0.001	0.0022
090	15231-43283	SCREW AIR BREATHER	1				0.003	0.0066
100	15831-43340	GASKET	1				0.001	0.0022
110	15831-87462	LABEL	1				0.001	0.0022
120	15291-43010	ASSY FILTER FUEL	1				0.519	1.1418
130	15221-43210	COVER FILTER	1				0.25	0.55
140	15108-43610	JOINT PIPE	1				0.02	0.044
150	15108-43780	JOINT PIPE	1				0.02	0.044
160	15221-43170	ELEMENT FILTER	1				0.31	0.682
170	19222-43280	PLUG FILTER BREATHER	1				0.01	0.022
180	15108-43290	O RING	1				0.001	0.0022
190	15291-87760	MARK FORM	1				0.005	0.011

FUEL TANK

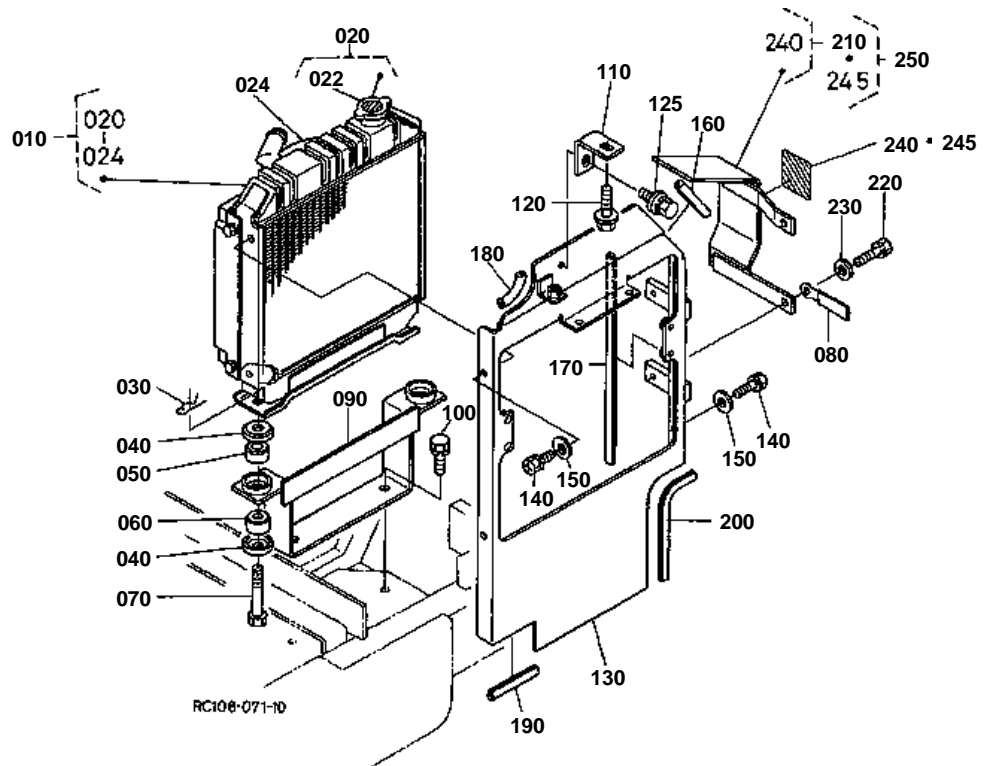


**FUEL TANK**

↔ Interchangeable; ≠ not interchangeable; ← new for old; → old for new

REF.No	Part No.	Description	Q'ty	S.No.	I/C	REMARKS	Weight (kgf)	Weight (lb)
010	RC108-51110	TANK FUEL	1				15	33
020	RC108-51130	COVER FUEL TANK	1				1.092	2.4024
030	68391-51260	O RING	1				0.14	0.308
040	34150-29370	CLAMP CORD	1				0.005	0.011
050	01133-61016	BOLT	6				0.018	0.0396
060	RC101-51210	BRACKET TANK	1				3.816	8.3952
070	01133-61235	BOLT	2				0.043	0.0946
080	04015-60120	WASHER PLAIN	2				0.022	0.0484
090	RC101-51220	BRACKET TANK	1				4.2	9.24
100	01133-61235	BOLT	2				0.043	0.0946
110	04015-60120	WASHER PLAIN	2				0.022	0.0484
120	RC101-51120	CAP TANK	1				0.33	0.726
130	14261-41350	FILTER	1				0.02	0.044
140	15193-41380	COCK FUEL	1				0.075	0.165
150	01133-61235	BOLT	2				0.043	0.0946
160	04013-60120	WASHER PLAIN	2				0.01	0.022
170	01135-61020	BOLT	2				0.015	0.033
180	68351-62172	SHIM	5				0.006	0.0132
190	68351-62162	SHIM	5				0.006	0.0132

RADIATOR

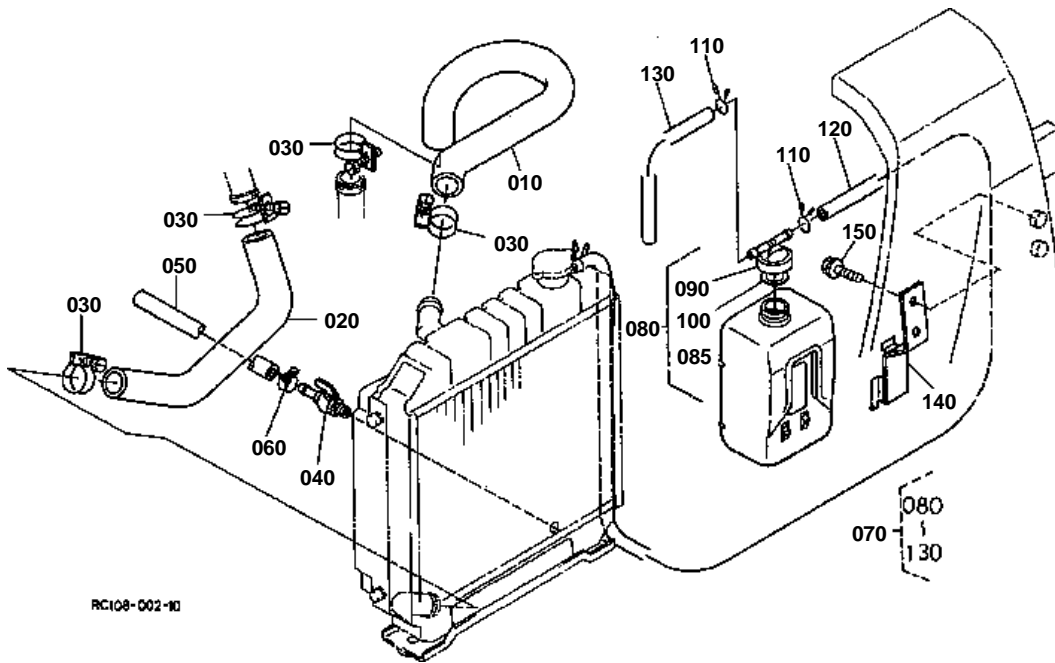


**RADIATOR**

↔ Interchangeable; ≠ not interchangeable; ← new for old; → old for new

REF.No	Part No.	Description	Q'ty	S.No.	I/C	REMARKS	Weight (kgf)	Weight (lb)
010	RC101-42300	ASSY RADIATOR	1				7	15.4
020	15272-72020	ASSY CAP	1				0.071	0.1562
022	19077-87240	LABEL CAUTION	1				0.002	0.0044
024	RC101-42520	SHROUD FAN	1				0.6	1.32
030	05515-61000	PIN SNAP	2				0.003	0.0066
040	15111-72200	WASHER	4				0.013	0.0286
050	15111-72180	CUSHION	2				0.015	0.033
060	15111-72190	CUSHION	2				0.016	0.0352
070	15108-72380	BOLT	2				0.04	0.088
080	15272-67590	CLAMP CORD	1				0.004	0.0088
090	RC101-42310	BRACKET RADIATOR	1				0.5	1.1
100	01133-61020	BOLT	2				0.02	0.044
110	RC101-42320	SUPPORT RADIATOR	1				0.103	0.2266
120	01135-61020	BOLT	1				0.015	0.033
125	01135-61025	BOLT	1				0.04	0.088
130	RC101-42370	PLATE PARTITION	1				2.7	5.94
140	01202-60612	BOLT	4				0.006	0.0132
150	04013-60060	WASHER PLAIN	4				0.001	0.0022
160	68493-42750	GROMMET	1				0.001	0.0022
170	RC101-42390	TRIM	1				0.03	0.066
180	68748-42530	GROMMET	1				0.005	0.011
190	68493-42870	GROMMET	1				0.001	0.0022
200	68311-41370	GROMMET	1				0.02	0.044
210	RC108-91360	KIT COVER FAN(A)	1				0.55	1.21
220	01202-60612	BOLT	2				0.006	0.0132
230	04013-60060	WASHER PLAIN	2				0.001	0.0022
240	RC108-57540	LABEL	1			ENGLISH	0.001	0.0022
245	RC108-58620	LABEL	1			FRENCH	0.001	0.0022
250	RC108-91660	KIT COVER FAN(B)	1				0.73	1.606

WATER PIPE



RC108-002-10

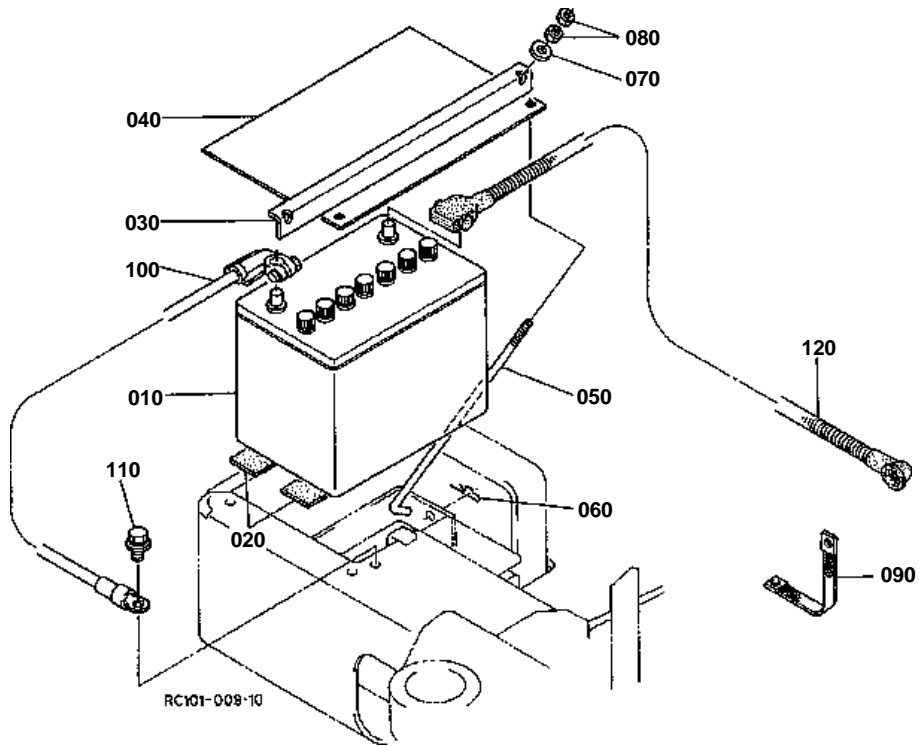


WATER PIPE

↔ Interchangeable; ≠ not interchangeable; ← new for old; → old for new

REF.No	Part No.	Description	Q'ty	S.No.	I/C	REMARKS	Weight (kgf)	Weight (lb)
010	RC101-42333	HOSE	1				0.3	0.66
020	RC101-42342	HOSE	1				0.21	0.462
030	09318-89039	CLAMP HOSE	4				0.02	0.044
040	15000-34390	COCK DRAIN	1				0.078	0.1716
050	09661-80350	TUBE FUEL	1				0.04	0.088
060	14301-42750	CLIP PIPE	1				0.005	0.011
070	RC101-42470	ASSY TANK RESERVE	1				0.32	0.704
080	56331-41500	ASSY TANK RESERVE	1				0.3	0.66
085	15531-72410	BODY TANK	1				0.4	0.88
090	15531-72422	CAP	1				0.001	0.0022
100	15531-72432	GASKET	1				0.002	0.0044
110	15501-72470	CLIP PIPE	3				0.005	0.011
120	56363-41520	HOSE RESERVE TANK	1				0.077	0.1694
130	RC301-47480	TUBE OVER FLOW	1				0.01	0.022
140	RC108-42360	STAY RESERVE TANK	1				0.15	0.33
150	01135-61020	BOLT	2				0.015	0.033

BATTERY





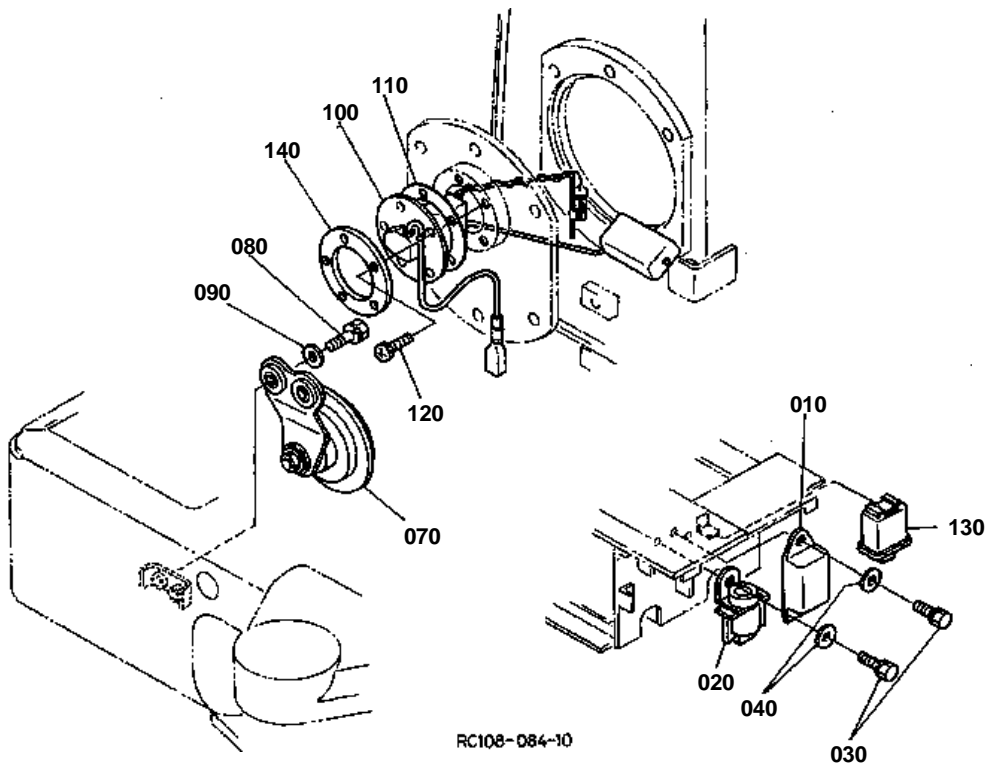
BATTERY
#

REV.MAR.15 '01

↔ Interchangeable; ≠ not interchangeable; ← new for old; → old for new

REF.No	Part No.	Description	Q'ty	S.No.	I/C	REMARKS	Weight (kgf)	Weight (lb)
010	68198-99610	BATTERY	1				0	0
020	68241-53312	CUSHION	2				0.025	0.055
030	RC101-53260	RETAINER BATTERY	1				0.151	0.3322
040	RC101-53370	COVER BATTERY	1				0.106	0.2332
050	RC101-53290	BOLT BATTERY	2				0.04	0.088
060	05525-60600	PIN SNAP	2				0.001	0.0022
070	04013-60060	WASHER PLAIN	2				0.001	0.0022
080	02014-60060	NUT	4				0.002	0.0044
090	68311-53250	CORD BODY EARTH	1				0.04	0.088
100	RC101-53220	CORD EARTH	1				0.22	0.484
110	01135-61020	BOLT	2				0.015	0.033
120	RC101-53230	CORD BATTERY	1				0.78	1.716

TIMER, HORN

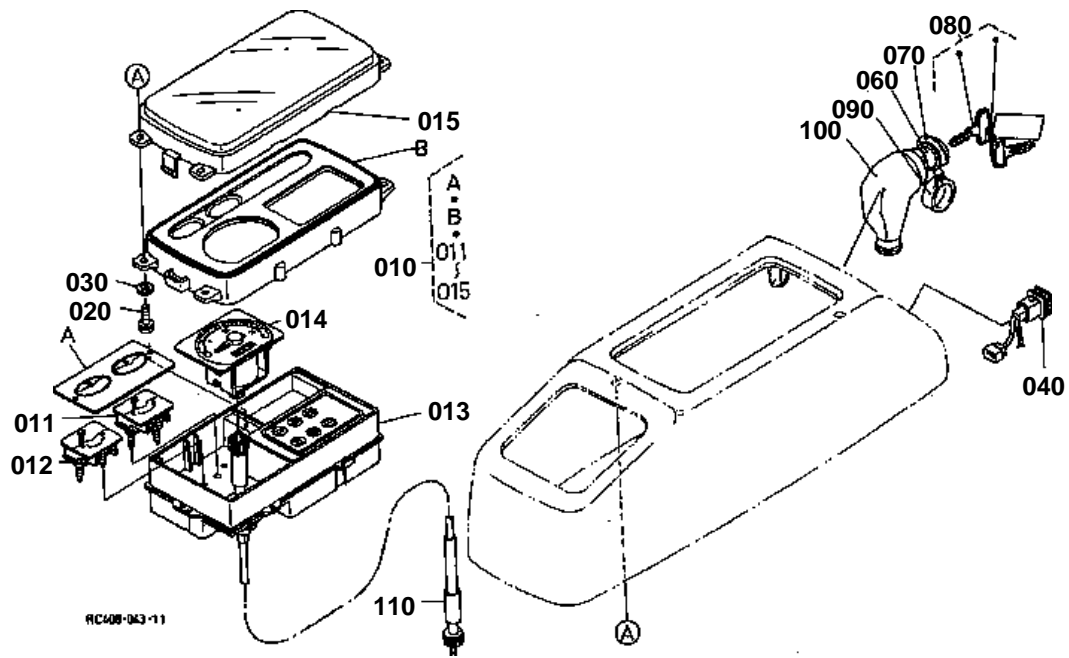


**TIMER,HORN**

↔ Interchangeable; ≠ not interchangeable; ← new for old; → old for new

REF.No	Part No.	Description	Q'ty	S.No.	I/C	REMARKS	Weight (kgf)	Weight (lb)
010	15694-65990	TIMER GLOW LAMP	1				0.03	0.066
020	36530-55630	RELAY	1				0.06	0.132
030	01202-60616	BOLT	2				0.005	0.011
040	04013-60060	WASHER PLAIN	2				0.001	0.0022
050	99999-99999	BLANK	0				0	0
060	99999-99999	BLANK	0				0	0
070	RC101-53360	ASSY HORN	1				0.26	0.572
080	01202-50625	BOLT	2				0.014	0.0308
090	04015-60060	WASHER PLAIN	2				0.005	0.011
100	RC101-53250	SENSOR FUEL GAUGE	1				0.2	0.44
110	RC101-51342	GASKET	1				0.008	0.0176
120	03024-60516	SCREW WITH WASHER	5				0.003	0.0066
130	RC101-53650	RELAY TIMER	1				0.1	0.22
140	RC101-51330	PLATE FUEL UNIT	1				0.054	0.1188

SWITCH,METER

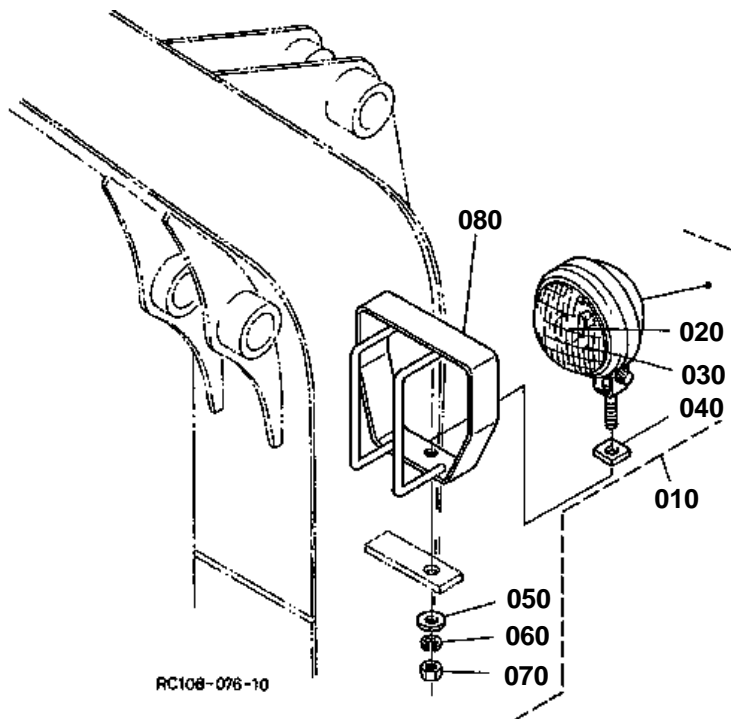


**SWITCH,METER**

↔ Interchangeable; ≠ not interchangeable; ← new for old; → old for new

REF.No	Part No.	Description	Q'ty	S.No.	I/C	REMARKS	Weight (kgf)	Weight (lb)
010	RC101-53150	METER	1				0	0
011	RC101-53170	ASSY GAUGE SUB	1				0.05	0.11
012	RC101-53180	ASSY GAUGE SUB	1	<=11748			0	0
012	RC101-53182	ASSY GAUGE SUB	1	>=11749	←		0.02	0.044
013	RC101-53190	ASSY CASE SUB	1				0	0
014	RC101-53200	ASSY TACHOMETER	1				0.21	0.462
015	RC101-53090	WINDOW FRONT	1				0.24	0.528
020	03024-60416	SCREW WITH WASHER	4				0.001	0.0022
030	04013-60040	WASHER PLAIN	4				0.002	0.0044
040	36919-54222	SWITCH WORK LIGHT	1				0.04	0.088
050	99999-99999	BLANK	0				0	0
060	RC101-53690	SWITCH STARTER	1	<=11778			0	0
060	RA111-53690	SWITCH STARTER	1	>=11779	↔		0.27	0.594
070	66706-55150	LABEL STARTER SWITCH	1				0.001	0.0022
080	RC101-53630	ASSY KEY STARTER	1				0.032	0.0704
090	54611-41120	CAP STARTER SWITCH	1				0.012	0.0264
100	68551-53210	COVER WATERPROOF	1	<=11778			0	0
100	RA111-53340	COVER DUSTPROOF	1	>=11779	↔		0.03	0.066
110	RC101-53240	CABLE METER	1				0.425	0.935

LIGHT

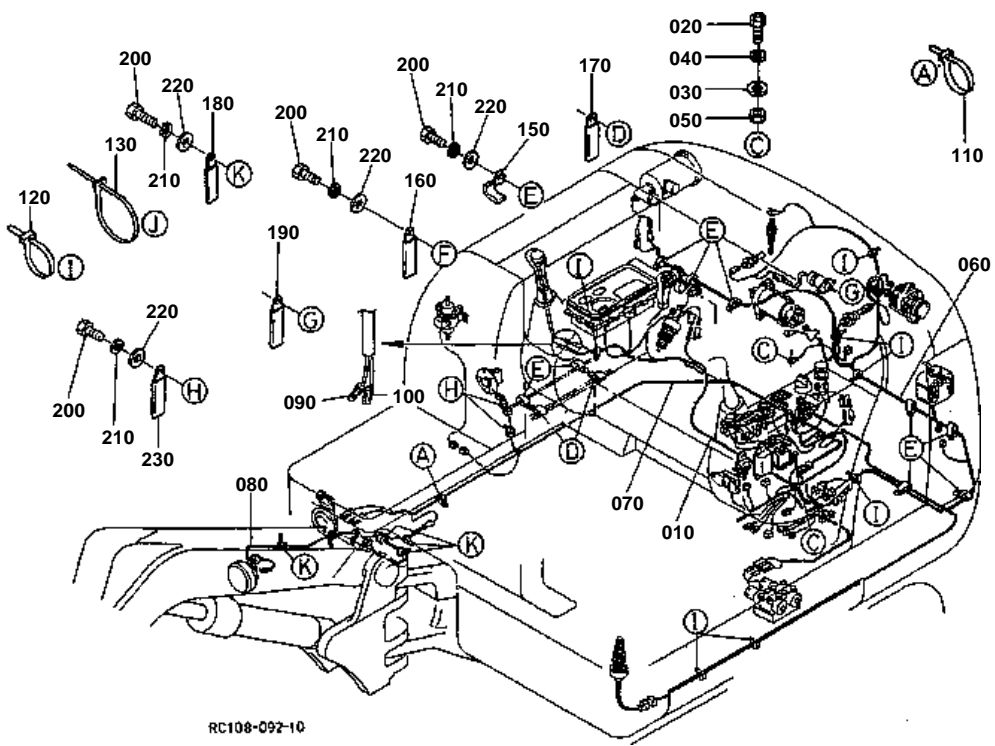


**LIGHT**

↔ Interchangeable; ≠ not interchangeable; ← new for old; → old for new

REF.No	Part No.	Description	Q'ty	S.No.	I/C	REMARKS	Weight (kgf)	Weight (lb)
010	RC101-53670	ASSY LAMP ELECTRIC	1				0.48	1.056
020	68311-53440	BULB	1				0.03	0.066
030	68311-53450	LENS	1				0.11	0.242
040	68311-53460	CUSHION	1				0.01	0.022
050	04013-60100	WASHER PLAIN	1				0.003	0.0066
060	04512-60100	WASHER SPRING	1				0.002	0.0044
070	02118-60100	NUT	1				0.006	0.0132
080	RC108-53580	GUARD LIGHT	1				0.83	1.826

ELECTRICAL WIRING



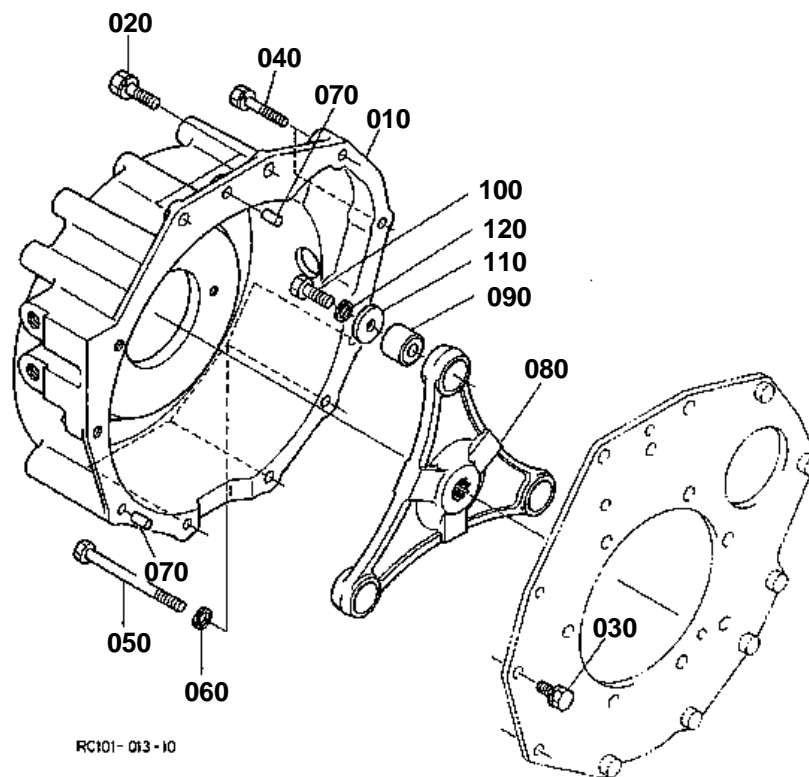


ELECTRICAL WIRING

↔ Interchangeable; ≠ not interchangeable; ← new for old; → old for new

REF.No	Part No.	Description	Q'ty	S.No.	I/C	REMARKS	Weight (kgf)	Weight (lb)
010	RC108-53370	WIRE HARNESS	1				0.92	2.024
020	01222-50620	BOLT	2				0.006	0.0132
030	04013-60060	WASHER PLAIN	2				0.001	0.0022
040	04512-60060	WASHER SPRING	2				0.001	0.0022
050	02014-60060	NUT	2				0.002	0.0044
060	RC101-53380	WIRE HARNESS	1				0.55	1.21
070	RC101-53330	WIRE HARNESS	1				0.3	0.66
080	RC101-53340	WIRE HARNESS	1				0.06	0.132
090	68271-65900	ASSY TERMINAL	1				0.001	0.0022
100	68741-53400	ASSY TERMINAL	1				0.002	0.0044
110	55311-41260	BAND CORD	1				0.007	0.0154
120	55311-41260	BAND CORD	13				0.007	0.0154
130	71585-11190	BAND INLET PIPE	2				0.002	0.0044
140	99999-99999	BLANK	0				0	0
150	36200-77610	ASSY CLAMP CORD	6				0.002	0.0044
160	35340-29380	CLAMP CORD	3				0.01	0.022
170	90038-11180	CLAMP	2				0.02	0.044
180	68011-51160	CLAMP CORD	6				0.008	0.0176
190	34150-29390	CLAMP CORD	1				0.004	0.0088
200	01173-61014	BOLT	13				0.02	0.044
210	04512-60100	WASHER SPRING	13				0.002	0.0044
220	04013-60100	WASHER PLAIN	13				0.003	0.0066
230	37150-34460	CLAMP CORD	2				0.03	0.066

PUMP HOUSING



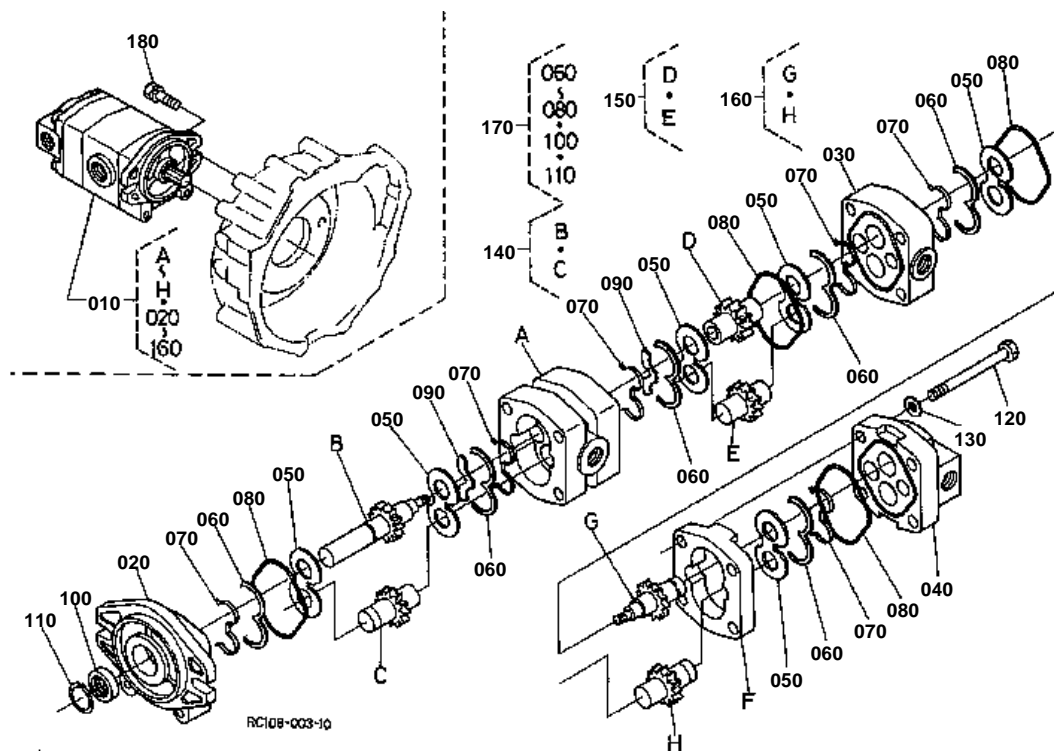


PUMP HOUSING

↔ Interchangeable; ≠ not interchangeable; ← new for old; → old for new

REF.No	Part No.	Description	Q'ty	S.No.	I/C	REMARKS	Weight (kgf)	Weight (lb)
010	RC101-42610	HOUSING PUMP	1	<=11578			0	0
010	RC101-42613	HOUSING PUMP	1	>=11579	←		10.6	23.32
020	01133-61030	BOLT	2				0.023	0.0506
030	01123-60820	BOLT	2				0.015	0.033
040	01123-60840	BOLT	2				0.015	0.033
050	01153-60802	BOLT	4				0.04	0.088
060	04512-60080	WASHER SPRING	4				0.002	0.0044
070	05012-00814	PIN STRAIGHT	2				0.006	0.0132
080	68311-42623	FLANGE COUPLING	1				1.5	3.3
090	RC101-42630	COUPLING RUBBER	3				0.04	0.088
100	68841-42660	BOLT	3				0.03	0.066
110	68311-42650	WASHER	3				0.02	0.044
120	04512-60100	WASHER SPRING	3				0.002	0.0044

PISTON PUMP AND COMPONENT PARTS



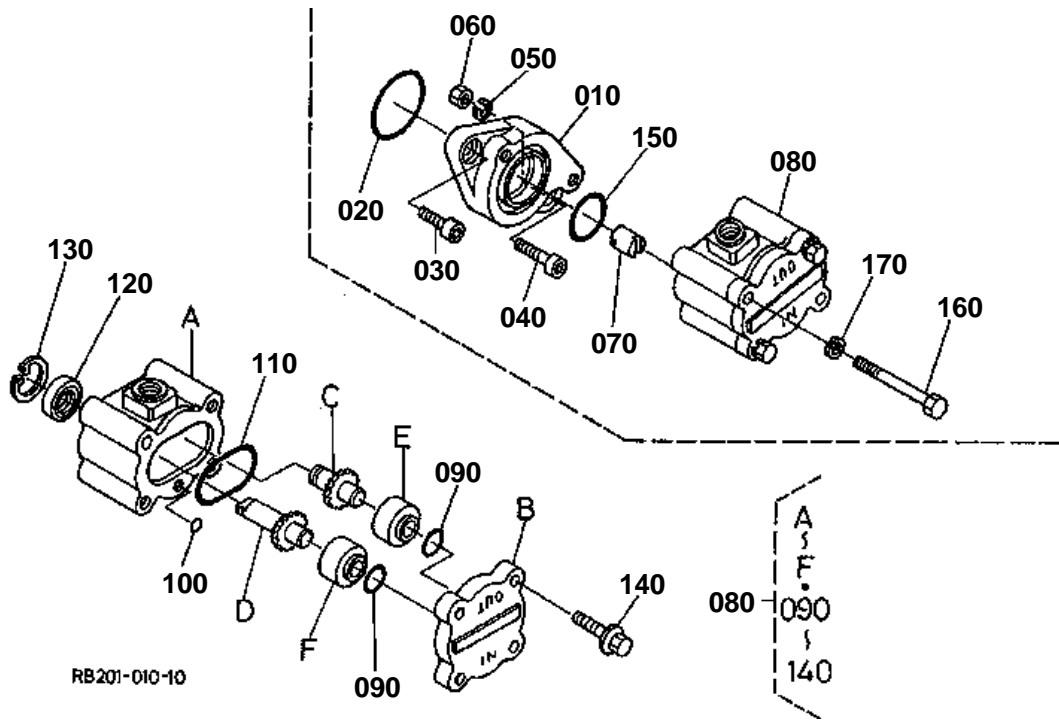


PISTON PUMP AND COMPONENT PARTS

↔ Interchangeable; ≠ not interchangeable; ← new for old; → old for new

REF.No	Part No.	Description	Q'ty	S.No.	I/C	REMARKS	Weight (kgf)	Weight (lb)
010	RC101-61110	ASSY PUMP GEAR	1				4.9	10.78
020	RP201-71670	FLANGE MOUNTING	1				0.58	1.276
030	RP201-71660	PLATE CENTER	1				0.477	1.0494
040	RC101-69850	COVER	1				0.39	0.858
050	RP201-71640	PLATE PRESSURE	6				0.033	0.0726
060	RP201-71580	PLATE SEAL	6				0.001	0.0022
070	RP201-71570	BACK UP	6				0.001	0.0022
080	RP201-71560	O RING	4				0.001	0.0022
090	RP201-71630	PLATE ISOLESION	2				0.005	0.011
100	RP201-71550	SEAL OIL	1				0.008	0.0176
110	RP201-71540	RING SNAP	1				0.002	0.0044
120	RC101-69840	BOLT	4				0.09	0.198
130	RP201-71610	WASHER	4				0.004	0.0088
140	RC101-69810	SET GEAR FRONT	1				0.42	0.924
150	RC101-69820	SET GEAR CENTER	1				0.28	0.616
160	RC101-69830	SET GEAR REAR	1				0.29	0.638
170	RP201-71500	KIT SEAL GEAR PUMP	1				0.023	0.0506
180	01133-61025	BOLT	2				0.02	0.044

HYDRAULIC PUMP AND COMPONENT PARTS



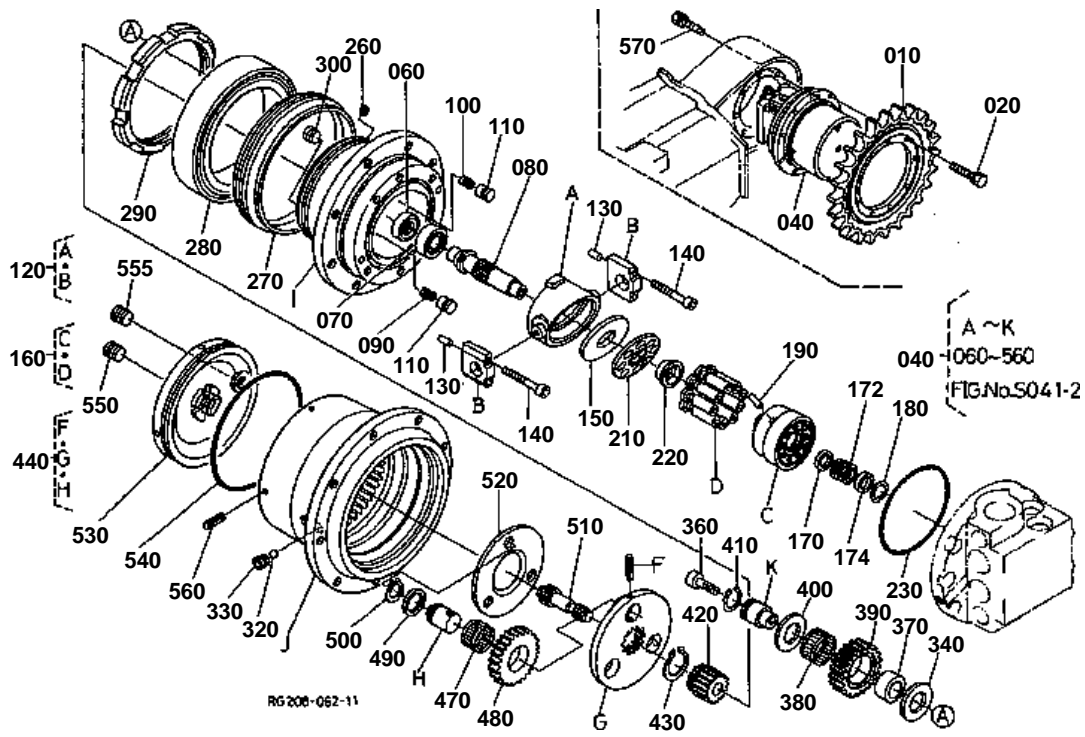


HYDRAULIC PUMP AND COMPONENT PARTS

↔ Interchangeable; ≠ not interchangeable; ← new for old; → old for new

REF.No	Part No.	Description	Q'ty	S.No.	I/C	REMARKS	Weight (kgf)	Weight (lb)
010	69251-42620	HOLDER PUMP	1				0.47	1.034
020	04811-10460	O RING	1				0.002	0.0044
030	01311-10820	BOLT HEX-SOC-HD	1				0.012	0.0264
040	01311-10835	BOLT HEX-SOC-HD	1				0.02	0.044
050	04512-60080	WASHER SPRING	1				0.002	0.0044
060	02552-50080	NUT	1				0.005	0.011
070	68468-82172	JOINT	1				0.04	0.088
080	55411-35200	ASSY PUMP	1				0.89	1.958
090	04810-00220	O RING	2				0	0
100	04810-00050	O RING	1				0	0
110	04810-50500	O RING	1				0	0
120	31381-76190	SEAL OIL	1				0.007	0.0154
130	04611-00280	CIR CLIP INTERNAL	1				0.002	0.0044
140	01754-50825	BOLT FLANGE	2				0.01	0.022
150	04811-10380	O RING	1				0.001	0.0022
160	01153-50875	BOLT	2				0.028	0.0616
170	04512-60080	WASHER SPRING	2				0.002	0.0044

DRIVE MOTOR AND COMPONENT PARTS





DRIVE MOTOR AND COMPONENT PARTS

#

REV.MAR.15 '01

↔ Interchangeable; ≠ not interchangeable; ← new for old; → old for new

REF.No	Part No.	Description	Q'ty	S.No.	I/C	REMARKS	Weight (kgf)	Weight (lb)
010	68318-14430	SPROCKET DRIVE	2				11.5	25.3
020	01128-61235	BOLT	18				0.041	0.0902
030	99999-99999	BLANK	0				0	0
040	RC108-61607	ASSY MOTOR WHEEL	2	<=12128			0	0
040	RC108-61800	ASSY MOTOR WHEEL	2	>=12129	↔		0	0
050	99999-99999	BLANK	0				0	0
060	RC101-73630	SEAL OIL	2	<=11866			0	0
060	RC101-73632	SEAL OIL	2	>=11867	←		0.012	0.0264
070	08103-06004	BEARING BALL	2				0.066	0.1452
080	RC101-73610	SHAFT	2				0.23	0.506
090	RC101-73823	SPRING PISTON B	2				0.001	0.0022
100	RC101-73830	SPRING PISTON B	2				0.001	0.0022
110	RC101-73810	ASSY PISTON(B)	4				0.02	0.044
120	RC101-73950	ASSY SWASH PLATE	2				0.975	2.145
130	05012-00408	PIN STRAIGHT	8				0.001	0.0022
140	01311-10650	BOLT HEX-SOC-HD	8				0.012	0.0264
150	66415-39150	PLATE THRUST	2				0.05	0.11
160	RC101-73940	ASSY BLOCK CYLINDER	2				0.13	0.286
170	RC101-73770	WASHER SPRING	2				0.009	0.0198
172	66415-39250	SPRING	2				0.005	0.011
174	66415-39240	HOLDER SPRING	2				0.004	0.0088
180	RC101-73790	CIR CLIP INTERNAL	2	<=11653			0	0
180	04611-00280	CIR CLIP INTERNAL	2	>=11654	↔		0.002	0.0044
190	RC101-73710	PIN	6				0.003	0.0066
200	99999-99999	BLANK	0				0	0
210	RC101-73730	PLATE RETAINER	2				0.04	0.088
220	RC101-73720	HOLDER RETAINER	2				0.022	0.0484
230	04811-51200	O RING	2				0.004	0.0088
240	99999-99999	BLANK	0				0	0
250	99999-99999	BLANK	0				0	0
260	68651-13630	PLUG	4				0.003	0.0066
270	RC101-13320	SEAL	2				0.465	1.023
280	68311-13330	BEARING	2				1.4	3.08
290	68311-13340	NUT RING	2				0.365	0.803
300	68311-13350	PLUG	4				0.01	0.022
310	99999-99999	BLANK	0				0	0
320	07715-03205	BALL	264				0.001	0.0022
330	68311-13380	PLUG	4	<=11653			0.003	0.0066
330	68311-13380	PLUG	2	>=11654			0.003	0.0066
340	RC101-13430	PLATE THRUST B	8				0.02	0.044
350	99999-99999	BLANK	0				0	0
360	01311-10830	BOLT HEX-SOC-HD	8				0.015	0.033
370	68311-13420	COLLAR	8	<=11767			0.087	0.1914
370	RC101-13420	COLLAR	8	>=11768	≠		0.09	0.198
380	68311-13410	BEARING ROLLER	8				0.03	0.066
390	68311-13390	GEAR	8				0.23	0.506
400	RC101-13430	PLATE THRUST B	8				0.02	0.044
410	04612-00280	CIR CLIP EXTERNAL	8				0.003	0.0066
420	RC101-13460	GEAR	2				0.17	0.374
430	04612-00350	CIR CLIP EXTERNAL	2				0.01	0.022
440	RC101-13940	ASSY HOLDER	2				1.17	2.574
450	99999-99999	BLANK	0				0	0
460	99999-99999	BLANK	0				0	0
470	68311-13510	BEARING ROLLER	6				0.01	0.022
480	68311-13490	GEAR	6				0.31	0.682

**DRIVE MOTOR AND COMPONENT PARTS**

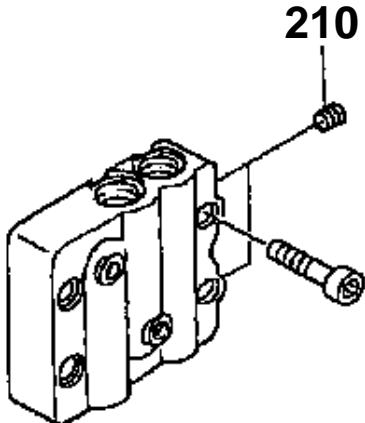
#

REV.MAR.15 '01

↔ Interchangeable; ≠ not interchangeable; ← new for old; → old for new

REF.No	Part No.	Description	Q'ty	S.No.	I/C	REMARKS	Weight (kgf)	Weight (lb)
490	RC101-13470	PLATE THRUST A	6				0.005	0.011
500	04612-00250	CIR CLIP EXTERNAL	6				0.002	0.0044
510	RC101-13540	GEAR DRIVE	2				0.115	0.253
520	RC101-13550	PLATE THRUST C	2				0.155	0.341
520	RC101-13560	PLATE THRUST C	2				0.19	0.418
520	RC101-13570	PLATE THRUST C	2				0.24	0.528
520	RC101-13590	PLATE THRUST C	2				0.26	0.572
530	RC101-13580	COVER	2				2.2	4.84
540	68311-13590	O RING	2				0.01	0.022
550	68311-13620	PLUG	2				0.02	0.044
555	68551-11150	PLUG	2				0.025	0.055
560	05411-00414	PIN SPRING	8				0.001	0.0022
570	01128-61230	BOLT	18				0.38	0.836

210 68311-1338-0



RC108-804-10



DRIVE MOTOR AND COMPONENT PARTS

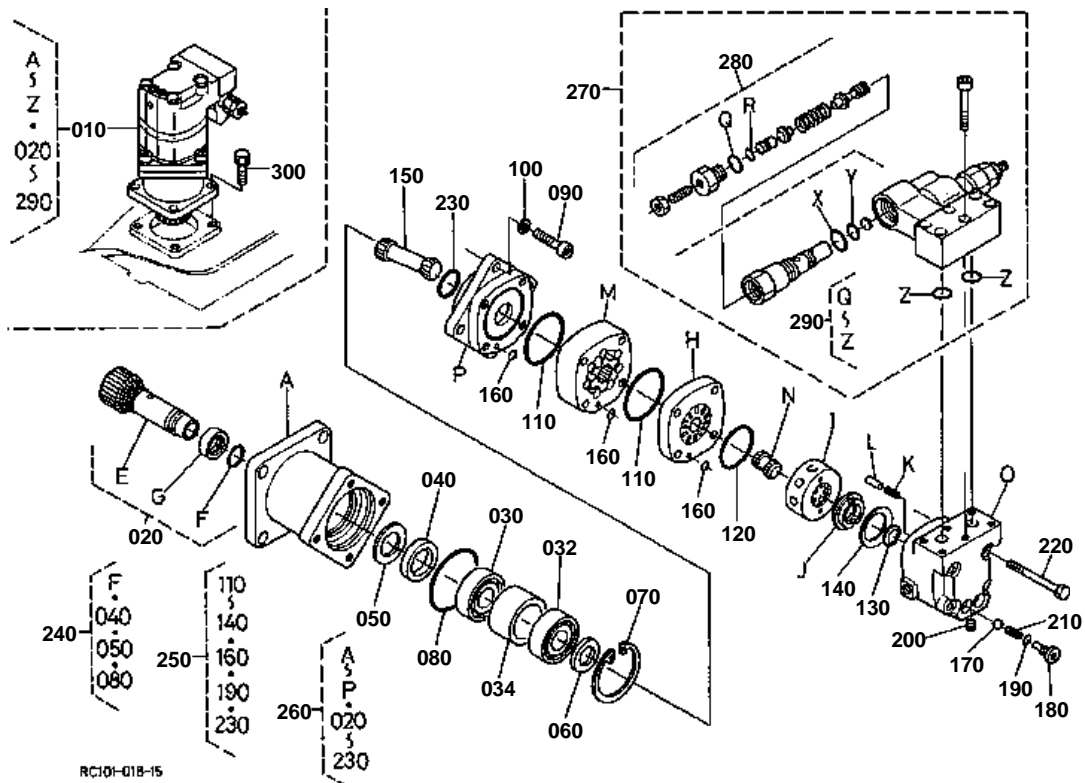
#

REV.MAR.15 '01

↔ Interchangeable; ≠ not interchangeable; ← new for old; → old for new

REF.No	Part No.	Description	Q'ty	S.No.	I/C	REMARKS	Weight (kgf)	Weight (lb)
010	RC101-72500	ASSY VALVE	2	<=12028			7.2	15.84
010	RC101-72504	ASSY VALVE	2	>=12029	←		0	0
020	05012-00410	PIN STRAIGHT	2				0.001	0.0022
030	RC101-72670	ORIFICE	4				0.001	0.0022
040	68651-13630	PLUG	6				0.003	0.0066
050	RP811-63920	ORIFICE	4				0.001	0.0022
060	RC101-72540	POPPET	4				0.01	0.022
070	RC101-72550	SPRING	4				0.001	0.0022
080	RC101-72560	PLUG	4				0.018	0.0396
090	RC101-72570	WASHER SPRING	4				0.003	0.0066
100	RC101-72580	SPRING	4				0.013	0.0286
110	RP811-61480	PLUG	4				0.138	0.3036
120	RC101-72620	SPRING	2	<=11480			0	0
120	RC101-72623	SPRING	2	>=11481	←		0.006	0.0132
130	RC101-72630	PLUG	2				0.03	0.066
140	68531-68750	ADAPTER	2				0.055	0.121
150	RC101-72660	SPRING	4				0.002	0.0044
160	RC101-72630	PLUG	4				0.03	0.066
170	08103-06002	BEARING BALL	2				0.03	0.066
180	RC101-73750	PLATE VALVE	2				0.115	0.253
190	05012-00614	PIN STRAIGHT	4				0.004	0.0088
200	RC101-72700	ASSY VALVE	2				2.94	6.468
210	68311-13380	PLUG	8	<=11577			0.003	0.0066
210	68311-13380	PLUG	4	>=11578			0.003	0.0066
210	68311-13380	PLUG	4	<=11653			0.003	0.0066
220	RC101-72740	SPRING	4				0.008	0.0176
230	RC101-72750	PLUG	4				0.06	0.132
240	RC101-72800	ASSY VALVE RELIEF	4				0.149	0.3278
250	99999-99999	BLANK	0				0	0
260	99999-99999	BLANK	0				0	0
270	99999-99999	BLANK	0				0	0
280	04810-00070	O RING	4				0	0
290	04810-00100	O RING	4				0	0
300	04810-00290	O RING	4				0	0
310	04810-00140	O RING	4				0	0
320	04810-00140	O RING	4				0	0
330	04810-00070	O RING	8				0	0
340	04810-00140	O RING	4				0	0
350	04810-00180	O RING	4				0	0
360	04810-00180	O RING	4				0	0
370	04810-00140	O RING	4				0	0
380	34076-66250	RING BACK UP	8				0.005	0.011
390	04810-00120	O RING	4				0	0
400	68551-61420	RING BACK UP	8				0.001	0.0022
410	68811-17430	PLUG	2				0.04	0.088
420	04811-00110	O RING	2				0	0
430	01315-11030	BOLT HEX-SOC-HD	12				0.025	0.055
440	01311-10840	BOLT HEX-SOC-HD	8				0.02	0.044
450	RC101-73920	KIT SEAL	2				0.535	1.177

SWIVEL MOTOR COMPONENT PARTS



**SWIVEL MOTOR COMPONENT PARTS**

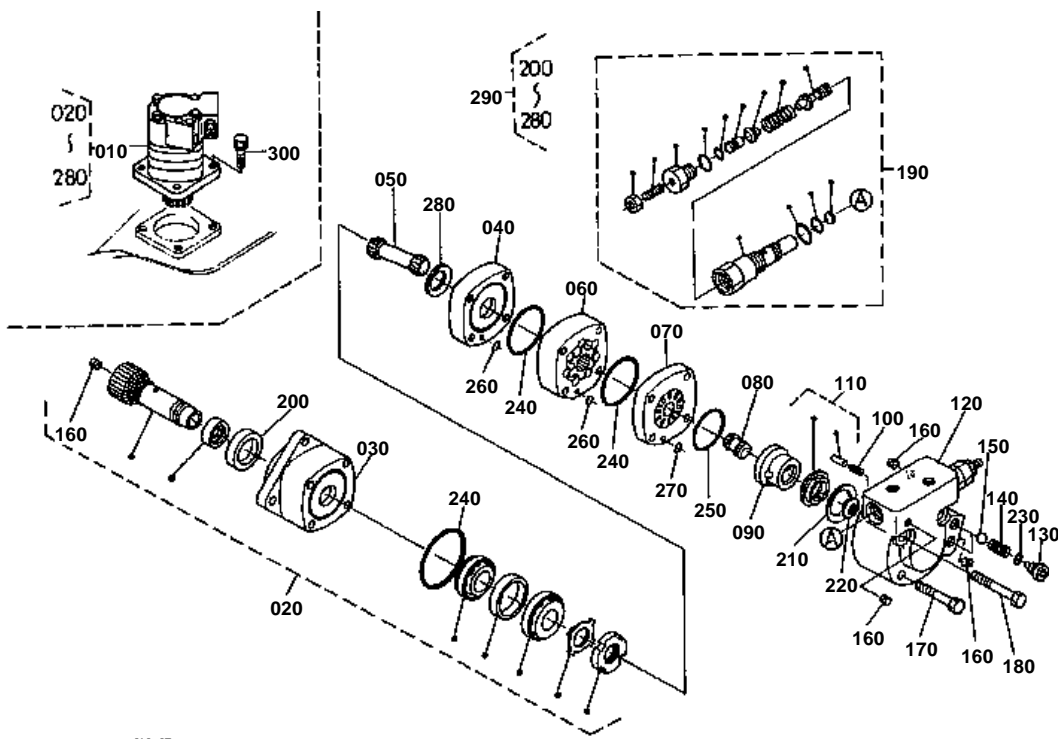
#S.No.A:<=11866

REV.MAR.15 '01

↔ Interchangeable; ≠ not interchangeable; ← new for old; → old for new

REF.No	Part No.	Description	Q'ty	S.No.	I/C	REMARKS	Weight (kgf)	Weight (lb)
010	RC101-61282	MOTOR SWING	1				20	44
020	RC101-69310	ASSY GEAR SUB	1				1.55	3.41
030	68311-69230	BEARING ROLLER	1				0.67	1.474
032	68311-69130	BEARING BALL	1				0.64	1.408
034	68311-61140	SPACER	1				0.45	0.99
040	68311-69150	SEAL X RING	1				0.01	0.022
050	68311-69160	SEAL BACK UP	1				0.005	0.011
060	68311-69170	RETAINER	1				0.003	0.0066
070	68311-69180	CIR-CLIP	1				0.045	0.099
080	68311-69190	O RING	1				0.006	0.0132
090	68311-69210	BOLT HEX-SOC-HD	4				0.045	0.099
100	68311-69220	WASHER	4				0.006	0.0132
110	68311-69240	O RING	2				0.003	0.0066
120	68311-69260	O RING	1				0.005	0.011
130	68311-69310	SEAL	1				0.005	0.011
140	68311-69330	SEAL	1				0.01	0.022
150	RC101-69350	DRIVE	1				0.33	0.726
160	68311-69370	O RING	3				0.002	0.0044
170	RC101-69380	BALL	2				0.006	0.0132
180	RC101-69390	PLUG	2				0.022	0.0484
190	RC101-69410	O RING	2				0.001	0.0022
200	RC101-69430	PLUG	1				0.003	0.0066
210	RC101-69440	SPRING	1				0.001	0.0022
220	68311-69450	BOLT	4				0.076	0.1672
230	68311-69470	O RING	1				0.005	0.011
240	RC101-69480	KIT SEAL	1				0.013	0.0286
250	RC101-69490	KIT SEAL	1				0.012	0.0264
260	RC101-69400	ASSY MOTEUR	1				17.5	38.5
270	RC101-69530	ASSY BODY BRAKE VAL.	1				2.14	4.708
280	RC101-69500	ASSY VALVE BRAKE	1				0.16	0.352
290	RC101-69510	KIT SEAL	1				0.005	0.011
300	01138-61435	BOLT	4				0.063	0.1386

SWIVEL MOTOR COMPONENT PARTS



**SWIVEL MOTOR COMPONENT PARTS**

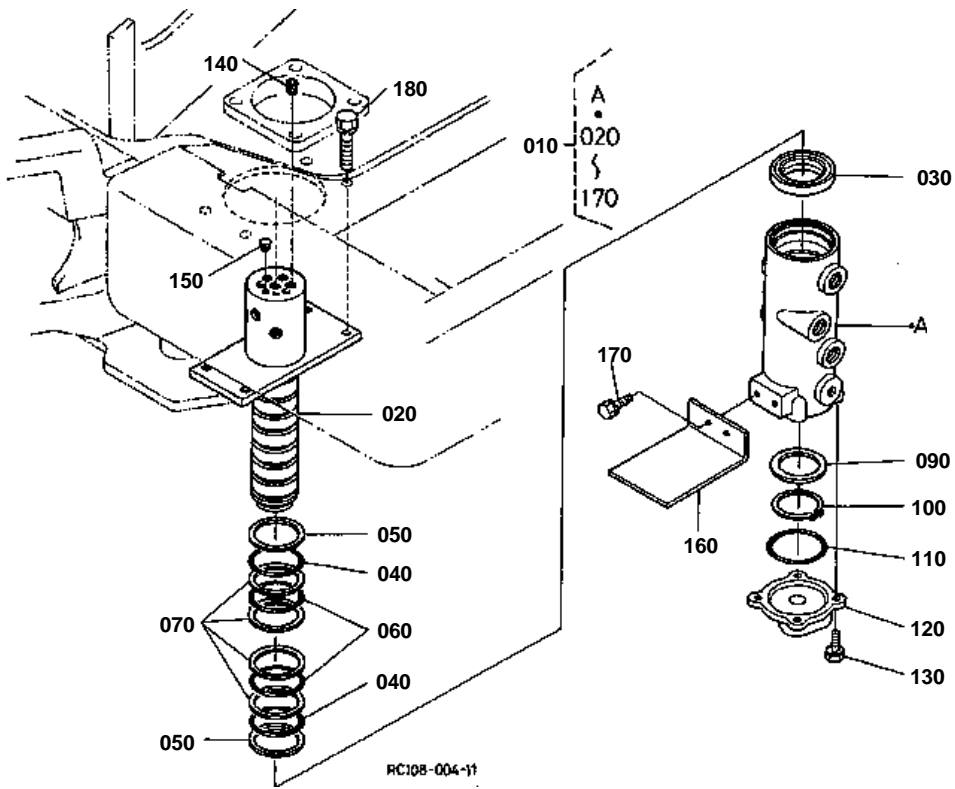
#S.No.A:>=11867

REV.MAR.15 '01

↔ Interchangeable; ≠ not interchangeable; ← new for old; → old for new

REF.No	Part No.	Description	Q'ty	S.No.	I/C	REMARKS	Weight (kgf)	Weight (lb)
010	RC201-61280	MOTOR SWING	1				21	46.2
020	RC201-69100	ASSY GEAR	1				3.18	6.996
030	RC201-69110	HOUSING BEARING	1				0	0
040	RC201-69220	PLATE	1				1.82	4.004
050	RB301-69230	DRIVE	1				0.25	0.55
060	RC201-69240	ROLLER	1				0	0
070	RB301-69250	PLATE VALVE	1				1.27	2.794
080	RB301-69260	VALVE DRIVE	1				0.142	0.3124
090	RC201-69270	VALVE	1				0	0
100	RB401-69570	SPRING	2				0.002	0.0044
110	RB301-69320	BALANCING	1				0.11	0.242
120	RC201-69350	HOUSING VALVE	1				0	0
130	RC101-69390	PLUG	2				0.022	0.0484
140	RC101-69440	SPRING	2				0.001	0.0022
150	RC101-69380	BALL	2				0.006	0.0132
160	RC101-69430	PLUG	4				0.003	0.0066
170	RB301-69420	BOLT	2				0.12	0.264
180	RB301-69430	BOLT	2				0.125	0.275
190	RC101-69500	ASSY VALVE BRAKE	2				0.16	0.352
200	RB301-69180	X-RING	1				0.008	0.0176
210	RB301-69280	SEAL	1				0.005	0.011
220	RB301-69290	SEAL	1				0.002	0.0044
230	RC101-69410	O RING	2				0.001	0.0022
240	RB301-69370	O RING	3				0.001	0.0022
250	RB301-69380	O RING	1				0.001	0.0022
260	RB301-69390	O RING	2				0.001	0.0022
270	RB301-69410	O RING	1				0.001	0.0022
280	RB301-69440	SEAL	1				0.003	0.0066
290	RB301-69450	KIT SEAL	1				0.025	0.055
300	01138-61435	BOLT	4	<=11912			0.063	0.1386
300	01138-51435	BOLT	4	>=11913	↔		0.063	0.1386

ROTARY JOINT

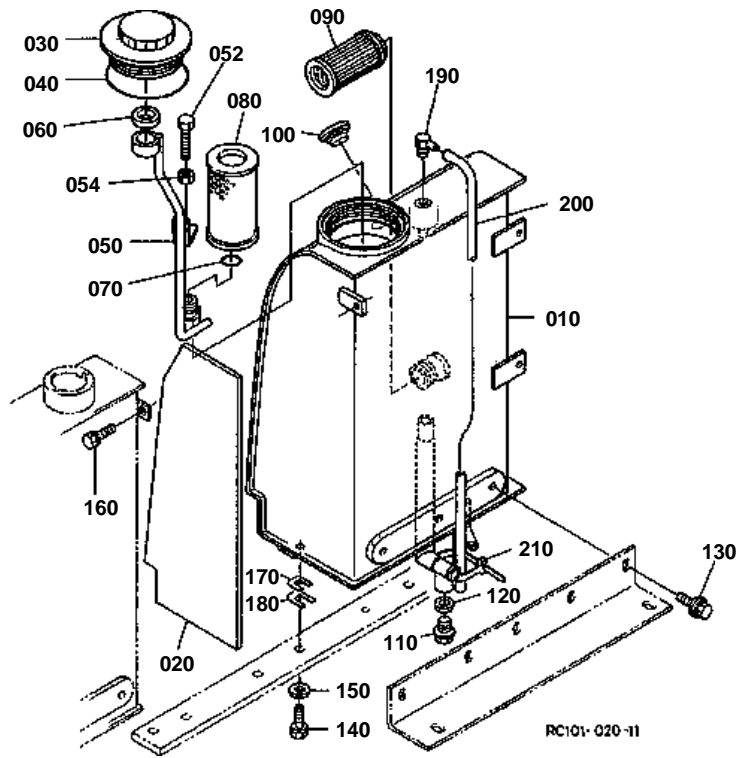


**ROTARY JOINT**

↔ Interchangeable; ≠ not interchangeable; ← new for old; → old for new

REF.No	Part No.	Description	Q'ty	S.No.	I/C	REMARKS	Weight (kgf)	Weight (lb)
010	RC101-62300	ASSY JOINT SWIVEL	1	<=11605			0	0
010	RC101-62303	ASSY JOINT SWIVEL	1	>=11606	←		11.8	25.96
020	RC101-62320	SHAFT SWIVEL JOINT	1				6.44	14.168
030	68311-62410	GASKET U	1				0.01	0.022
040	04810-00500	O RING	2				0	0
050	68171-62370	RING BACK UP	2	<=11748			0	0
050	RA111-62310	RING BACK UP	2	>=11749	←		0.001	0.0022
060	68741-62380	D RING	6				0.003	0.0066
070	68741-62390	RING BACK UP	12				0.013	0.0286
080	99999-99999	BLANK	0				0	0
090	68741-62350	COLLAR	1				0.032	0.0704
100	04612-00450	CIR CLIP EXTERNAL	1				0.007	0.0154
110	04811-10670	O RING	1				0.001	0.0022
120	68741-62333	COVER	1				0.45	0.99
130	01123-60816	BOLT	4				0.01	0.022
140	68311-13350	PLUG	4				0.01	0.022
150	68311-13380	PLUG	2				0.003	0.0066
160	68311-62350	STOPPER	1				0.74	1.628
170	01123-60820	BOLT	2				0.015	0.033
180	01133-61030	BOLT	4				0.023	0.0506

OIL TANK

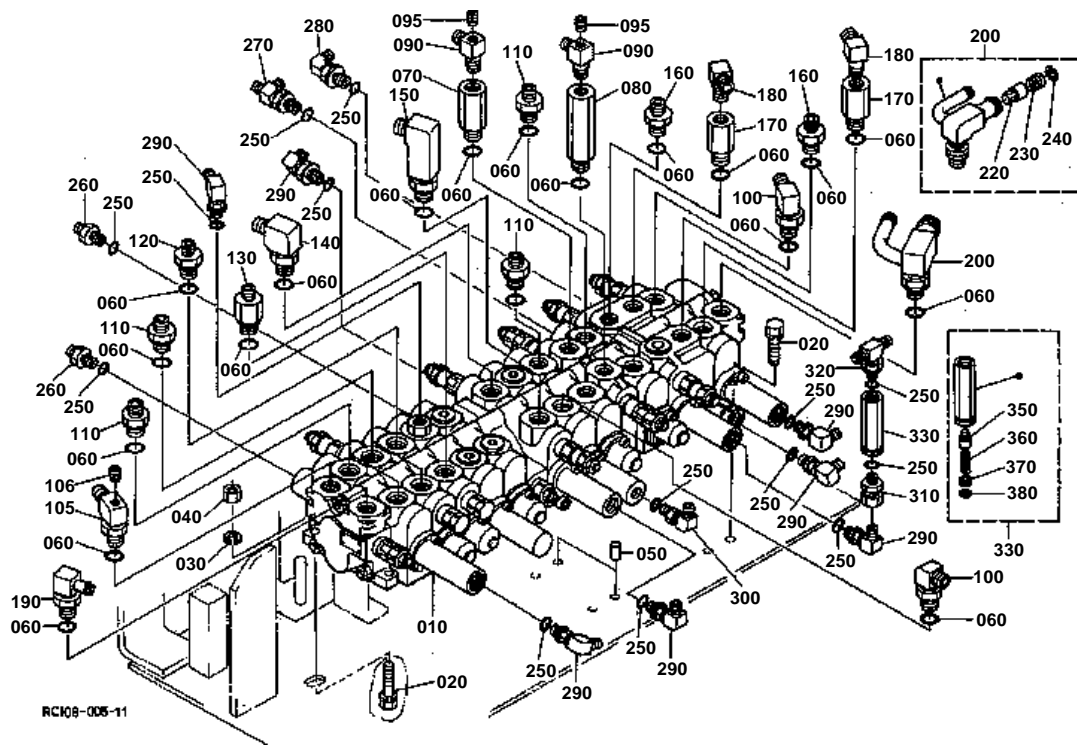


**OIL TANK**

↔ Interchangeable; ≠ not interchangeable; ← new for old; → old for new

REF.No	Part No.	Description	Q'ty	S.No.	I/C	REMARKS	Weight (kgf)	Weight (lb)
010	RC108-62110	TANK OIL PRESSURE	1	<=11588			29	63.8
010	RC108-62120	TANK OIL PRESSURE	1	>=11589	≠		26	57.2
020	RC101-62170	PLATE PARTITION	1				0.01	0.022
030	RC101-62134	PLUG	1				0.229	0.5038
040	04811-11300	O RING	1				0.001	0.0022
050	RC101-62160	SUPPORT FILTER	1				0.75	1.65
052	01155-60850	BOLT	1				0.02	0.044
054	02114-60080	NUT	1				0.002	0.0044
060	RC101-62230	GASKET	1				0.01	0.022
070	04811-00260	O RING	1				0	0
080	68701-62192	FILTER RETURN	1				0.44	0.968
090	68773-62210	STRAINER SUCTION	1				0.42	0.924
100	68311-62130	GAUGE OIL	1				0.05	0.11
110	06311-55040	PLUG	1	<=11588			0.093	0.2046
110	06331-35016	PLUG	1	>=11589	≠		0.04	0.088
120	04717-02150	WASHER WITH RUBBER	1	<=11588			0.004	0.0088
120	04717-01610	WASHER WITH RUBBER	1	>=11589	≠		0.022	0.0484
130	01135-61020	BOLT	3				0.015	0.033
140	01133-61235	BOLT	2				0.043	0.0946
150	04013-60120	WASHER PLAIN	2				0.01	0.022
160	01133-61025	BOLT	1				0.02	0.044
170	68351-62172	SHIM	2				0.006	0.0132
180	68351-62162	SHIM	2				0.006	0.0132
190	RC101-62250	BREATHER	1				0.05	0.11
200	68721-62162	PIPE BREATHER	1				0.03	0.066
210	55311-41260	BAND CORD	1				0.007	0.0154

CONTROL VALVE

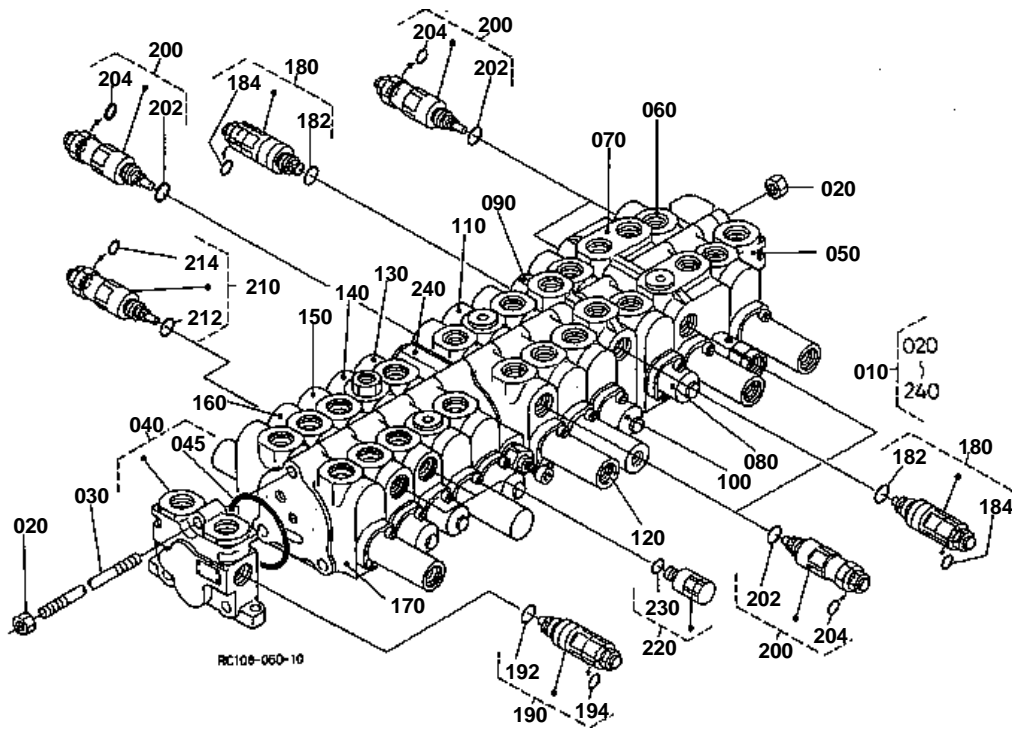




↔ Interchangeable; ≠ not interchangeable; ← new for old; → old for new

REF.No	Part No.	Description	Q'ty	S.No.	I/C	REMARKS	Weight (kgf)	Weight (lb)
010	RC108-61150	ASSY VALVE CONTROL	1				59	129.8
020	01133-61030	BOLT	3				0.023	0.0506
030	04512-60100	WASHER SPRING	1				0.002	0.0044
040	02118-60100	NUT	1				0.006	0.0132
050	05012-01016	PIN STRAIGHT	2				0.01	0.022
060	04810-00180	O RING	23				0	0
070	RC101-64010	JOINT PIPE(F-T)	1				0.16	0.352
080	RC101-64020	JOINT PIPE(F-T)	1				0.327	0.7194
090	RD101-63860	PIPE JOINT ELBOW	2				0.13	0.286
095	68311-13380	PLUG	2				0.003	0.0066
100	69251-61850	JOINT PIPE(LF-/F/)	2				0.15	0.33
105	RC108-61850	JOINT	1				0.2	0.44
106	68311-13380	PLUG	1				0.003	0.0066
110	68741-68390	BODY	8	<=11878			0.085	0.187
110	R1401-68330	JOINT PIPE	8	>=11879	↔		0	0
120	68541-68750	ADAPTER	1				0.08	0.176
130	RC101-63880	JOINT PIPE(F-F)	1				0.15	0.33
140	68311-61810	JOINT PIPE(LF-/F/)	1				0.29	0.638
150	68311-61820	JOINT PIPE(LF-/F/)	1				0.32	0.704
160	68271-63420	ADAPTER	2				0.075	0.165
170	RC101-64030	JOINT PIPE(F-T)	2				0.15	0.33
180	36330-63040	JOINT CYLINDER	2	<=11866			0	0
180	06114-53032	JOINT	2	>=11867	↔		0.09	0.198
190	68391-68220	JOINT PIPE(LF-/)	1				0.18	0.396
200	RC101-63313	ASSY VALVE CHECK	1				0.36	0.792
210	99999-99999	BLANK	0				0	0
220	RC101-63390	POPPET	1				0.035	0.077
230	RC101-63710	SPRING	1				0.005	0.011
240	04611-00200	CIR CLIP INTERNAL	1				0.001	0.0022
250	04810-00110	O RING	16				0	0
260	68728-76150	ADAPTER	2				0.02	0.044
270	RC101-63830	T JOINT PIPE(F)	1				0.068	0.1496
280	68591-63230	ELBOW	1				0.085	0.187
290	RB101-63870	JOINT	7	<=11503			0.06	0.132
290	RC601-63720	JOINT	7	>=11504	↔		0.06	0.132
300	RB101-63870	JOINT	1	<=11503			0.06	0.132
300	RC601-63720	JOINT	1	>=11504	↔		0.06	0.132
310	RC101-63890	JOINT PIPE(F)	1				0.05	0.11
320	RC101-63820	T JOINT PIPE(F)	1				0.075	0.165
330	RC101-63910	ASSY VALVE CHECK	1				0.15	0.33
340	99999-99999	BLANK	0				0	0
350	68301-96460	POPPET	1				0.01	0.022
360	90715-12130	SPRING	1				0.002	0.0044
370	90715-12140	RETAINER SPRING	1				0.004	0.0088
380	04611-00110	CIR CLIP INTERNAL	1				0.001	0.0022

CONTROL VALVE [COMPONENT PARTS]



**CONTROL VALVE [COMPONENT PARTS]**

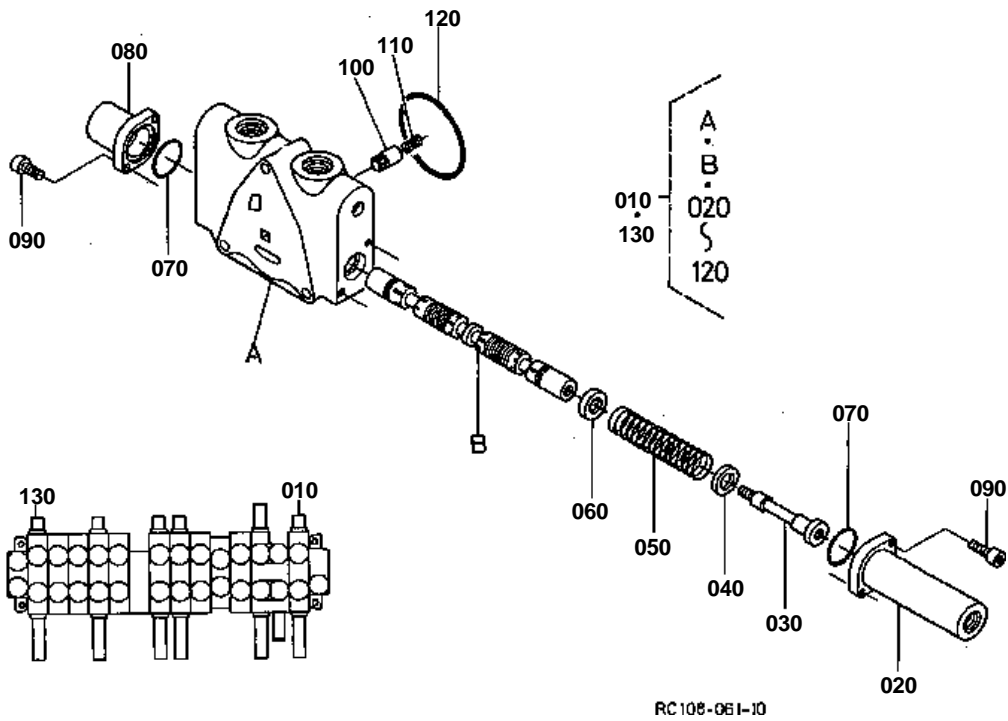
#

REV.MAR.15 '01

↔ Interchangeable; ≠ not interchangeable; ← new for old; → old for new

REF.No	Part No.	Description	Q'ty	S.No.	I/C	REMARKS	Weight (kgf)	Weight (lb)
010	RC108-61150	ASSY VALVE CONTROL	1				59	129.8
020	68021-81380	NUT	6				0.01	0.022
030	RC101-70190	ROD TIE	3	≤11949			0.35	0.77
030	RC108-70190	ROD TIE	3	≥11950	↔		0.36	0.792
040	RC101-70010	ASSY VALVE INLET	1				2	4.4
045	RC101-70320	RING	1				0	0
050	RC101-70150	ASSY VALVE OUTLET	1				1.93	4.246
060	RC101-70020	ASSY VALVE BUCKET	1				3.4	7.48
070	RC101-70240	ASSY VALVE BOOM	1				7	15.4
080	RC101-70040	ASSY VALV TRAVEL RH	1				2.89	6.358
090	RC101-70050	ASSY VALVE SPACER	1				2.7	5.94
100	RC101-70060	ASSY VALVE TRAVEL LH	1				2.88	6.336
110	RC101-70070	ASSY VALVE BOOM	1				3.43	7.546
120	RC101-70080	ASSY VALVE ARM	1				3.254	7.1588
130	RC108-70100	ASSY VALVE S/P	1				2.88	6.336
140	RC108-70110	ASSY VALVE TRAVEL ST	1				3.55	7.81
150	RC101-70120	ASSY VALVE SWING	1				3	6.6
160	RC101-70130	ASSY VALVE BLADE	1				3.22	7.084
170	RC101-70140	ASSY VALVE SWIVEL	1				3.42	7.524
180	RC101-70260	ASSY VALVE RELIEF	2				0.23	0.506
182	68741-70560	O RING	2				0.001	0.0022
184	04810-00100	O RING	2				0	0
190	RC101-70270	ASSY VALVE RELIEF	1				0.229	0.5038
192	68741-70560	O RING	1				0.001	0.0022
194	04810-00100	O RING	1				0	0
200	68311-70050	ASSY VALVE RELIEF	5				0.21	0.462
202	68741-70560	O RING	5				0.001	0.0022
204	04810-00100	O RING	5				0	0
210	RD108-70060	ASSY VALVE RELIEF	1				0.21	0.462
212	68741-70560	O RING	1				0.001	0.0022
214	04810-00100	O RING	1				0	0
220	68311-70210	ASSY VALVE	2				0.155	0.341
230	68741-70560	O RING	2				0.001	0.0022
240	RC108-70330	ASSY VALVE SPACER	1				2.1	4.62

SPOOL SECTION (BUCKET/SWIVEL)



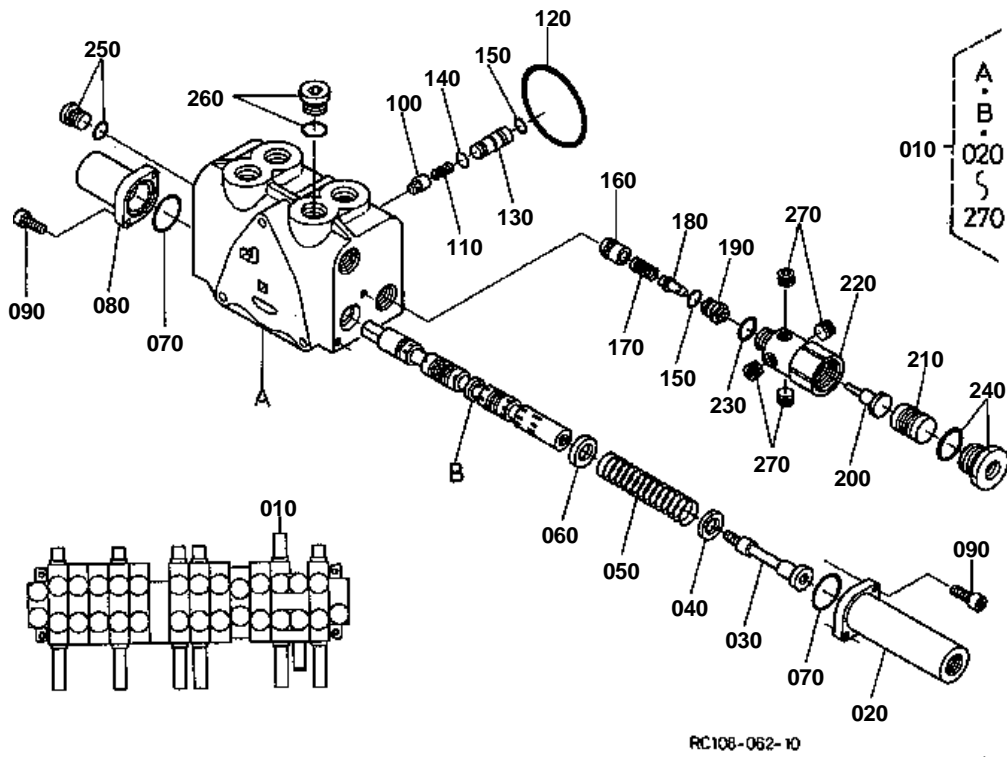


SPOOL SECTION (BUCKET/SWIVEL)

↔ Interchangeable; ≠ not interchangeable; ← new for old; → old for new

REF.No	Part No.	Description	Q'ty	S.No.	I/C	REMARKS	Weight (kgf)	Weight (lb)
010	RC101-70020	ASSY VALVE BUCKET	1				3.4	7.48
020	RC101-70410	CAP	1				0.25	0.55
030	RP402-71230	END SPOOL	1				0.036	0.0792
040	68311-70930	PLATE SPRING	1				0.006	0.0132
050	RC101-70480	SPRING	1				0.02	0.044
060	RC101-70550	SEAT SPRING	1				0.016	0.0352
070	69251-74180	O RING	2				0.005	0.011
080	RC101-70440	CAP	1				0.15	0.33
090	69251-74070	BOLT SOCKET HEAD	4				0.01	0.022
100	68493-70310	POPPET	1				0.01	0.022
110	68493-70320	SPRING	1				0.002	0.0044
120	RC101-70320	RING	1				0	0
130	RC101-70140	ASSY VALVE SWIVEL	1				3.42	7.524

SPOOL SECTION (BOOM 1)





SPOOL SECTION (BOOM 1)

↔ Interchangeable; ≠ not interchangeable; ← new for old; → old for new

REF.No	Part No.	Description	Q'ty	S.No.	I/C	REMARKS	Weight (kgf)	Weight (lb)
010	RC101-70240	ASSY VALVE BOOM	1				7	15.4
020	RC101-70410	CAP	1				0.25	0.55
030	RP402-71230	END SPOOL	1				0.036	0.0792
040	68311-70930	PLATE SPRING	1				0.006	0.0132
050	RC101-70480	SPRING	1				0.02	0.044
060	RC101-70560	SEAT SPRING	1				0.014	0.0308
070	69251-74180	O RING	2				0.005	0.011
080	RC101-70450	CAP	1				0.25	0.55
090	69251-74070	BOLT SOCKET HEAD	4				0.01	0.022
100	RC101-70380	POPPET CHECK VALVE	1				0.007	0.0154
110	68493-70320	SPRING	1				0.002	0.0044
120	RC101-70320	RING	1				0	0
130	RC101-70590	SPACER	1				0.02	0.044
140	RC101-70660	O RING	1				0.001	0.0022
150	RC101-70670	O RING	2				0.001	0.0022
160	RC101-70360	POPPET	1				0.012	0.0264
170	RC101-70530	SPRING	1				0.003	0.0066
180	RC101-70350	POPPET	1				0.004	0.0088
190	RC101-70620	SLEEVE	1				0.014	0.0308
200	RC101-70630	PISTON	1				0.001	0.0022
210	RC101-70640	PISTON	1				0.06	0.132
220	RC101-70650	PLUG	1				0.219	0.4818
230	RC101-70680	O RING	1				0.001	0.0022
240	RC101-70610	ASSY PLUG	1				0.001	0.0022
250	68151-70510	ASSY PLUG	1				0.03	0.066
260	RP402-70620	ASSY PLUG	1				0.09	0.198
270	68311-13380	PLUG	4				0.003	0.0066

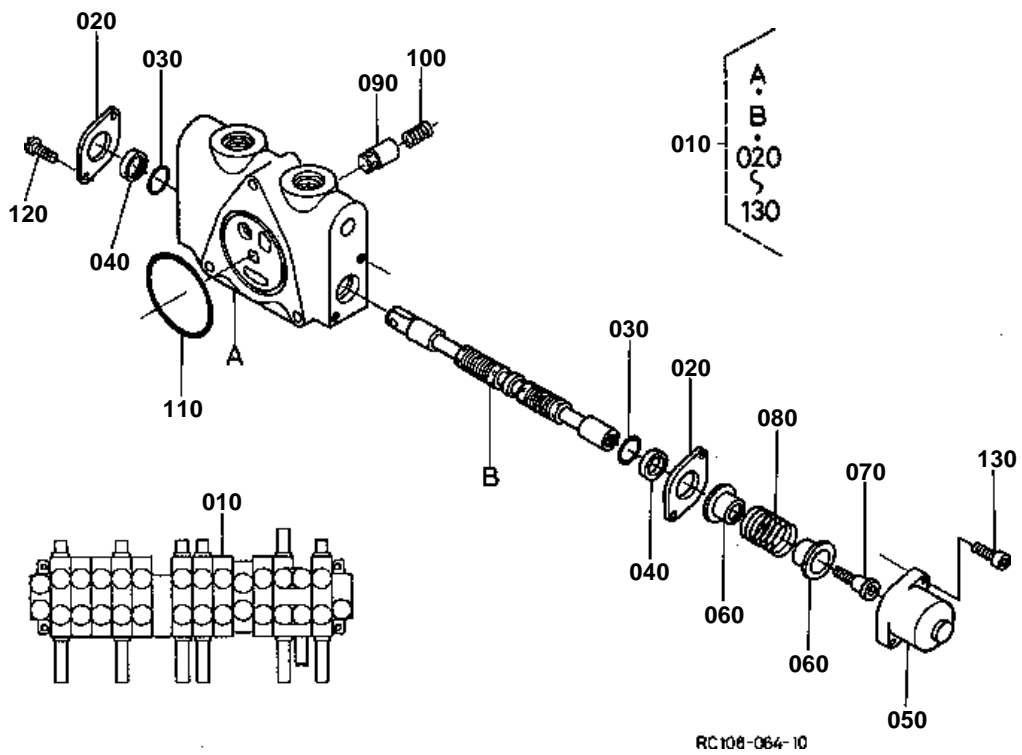


SPOOL SECTION (TRAVEL RH)

↔ Interchangeable; ≠ not interchangeable; ← new for old; → old for new

REF.No	Part No.	Description	Q'ty	S.No.	I/C	REMARKS	Weight (kgf)	Weight (lb)
010	RC101-70040	ASSY VALV TRAVEL RH	1				2.89	6.358
020	68493-70230	PLATE SEAL	2				0.02	0.044
030	68493-70240	O RING	2				0.001	0.0022
040	68493-70250	WIPER	2				0.002	0.0044
050	68493-70260	CAP	1				0.025	0.055
060	68493-70270	SEAT SPRING	2				0.005	0.011
070	68493-70280	SCREW CAP	1				0.015	0.033
080	68861-70520	SPRING	1				0.01	0.022
090	RC101-70370	POPPET CHECK VALVE	1				0.021	0.0462
100	68493-70320	SPRING	1				0.002	0.0044
110	RC101-70320	RING	1				0	0
120	69251-74060	SCREW ROUND HEAD	2				0.01	0.022
130	69251-74070	BOLT SOCKET HEAD	2				0.01	0.022
140	RC101-70050	ASSY VALVE SPACER	1				2.7	5.94
150	RC101-70320	O RING	2				0	0

SPOOL SECTION (TRAVEL LH)



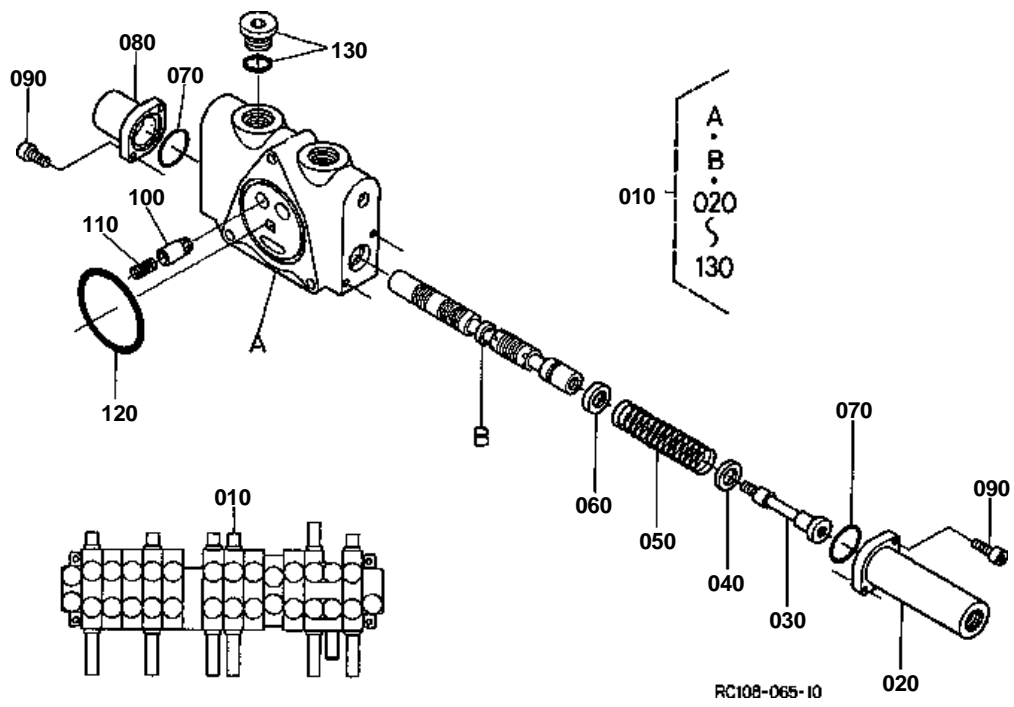


SPOOL SECTION (TRAVEL LH)

↔ Interchangeable; ≠ not interchangeable; ← new for old; → old for new

REF.No	Part No.	Description	Q'ty	S.No.	I/C	REMARKS	Weight (kgf)	Weight (lb)
010	RC101-70060	ASSY VALVE TRAVEL LH	1				2.88	6.336
020	68493-70230	PLATE SEAL	2				0.02	0.044
030	68493-70240	O RING	2				0.001	0.0022
040	68493-70250	WIPER	2				0.002	0.0044
050	68493-70260	CAP	1				0.025	0.055
060	68493-70270	SEAT SPRING	2				0.005	0.011
070	68493-70280	SCREW CAP	1				0.015	0.033
080	68861-70520	SPRING	1				0.01	0.022
090	RC101-70370	POPPET CHECK VALVE	1				0.021	0.0462
100	68493-70320	SPRING	1				0.002	0.0044
110	RC101-70320	RING	1				0	0
120	69251-74060	SCREW ROUND HEAD	2				0.01	0.022
130	69251-74070	BOLT SOCKET HEAD	2				0.01	0.022

SPOOL SECTION (BOOM 2)



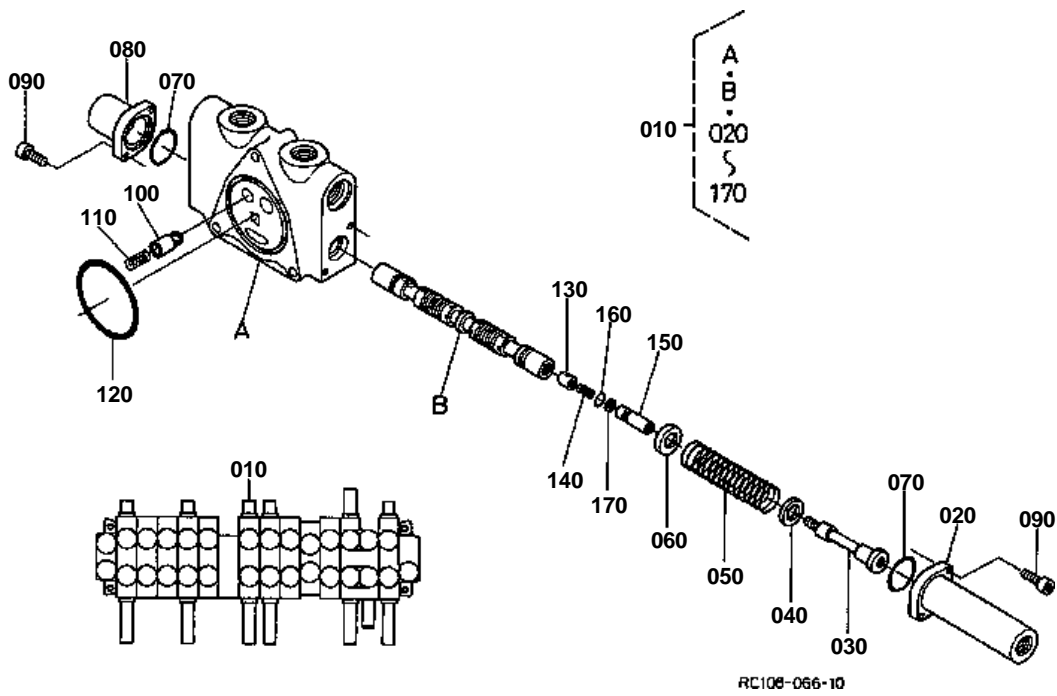


SPOOL SECTION (BOOM 2)

↔ Interchangeable; ≠ not interchangeable; ← new for old; → old for new

REF.No	Part No.	Description	Q'ty	S.No.	I/C	REMARKS	Weight (kgf)	Weight (lb)
010	RC101-70070	ASSY VALVE BOOM	1				3.43	7.546
020	RC101-70410	CAP	1				0.25	0.55
030	RP402-71230	END SPOOL	1				0.036	0.0792
040	68311-70930	PLATE SPRING	1				0.006	0.0132
050	RC101-70520	SPRING	1				0.029	0.0638
060	RC101-70550	SEAT SPRING	1				0.016	0.0352
070	69251-74180	O RING	2				0.005	0.011
080	RC101-70440	CAP	1				0.15	0.33
090	69251-74070	BOLT SOCKET HEAD	4				0.01	0.022
100	68493-70310	POPPET	1				0.01	0.022
110	68493-70320	SPRING	1				0.002	0.0044
120	RC101-70320	RING	1				0	0
130	RP402-70620	ASSY PLUG	1				0.09	0.198

SPOOL SECTION (ARM)



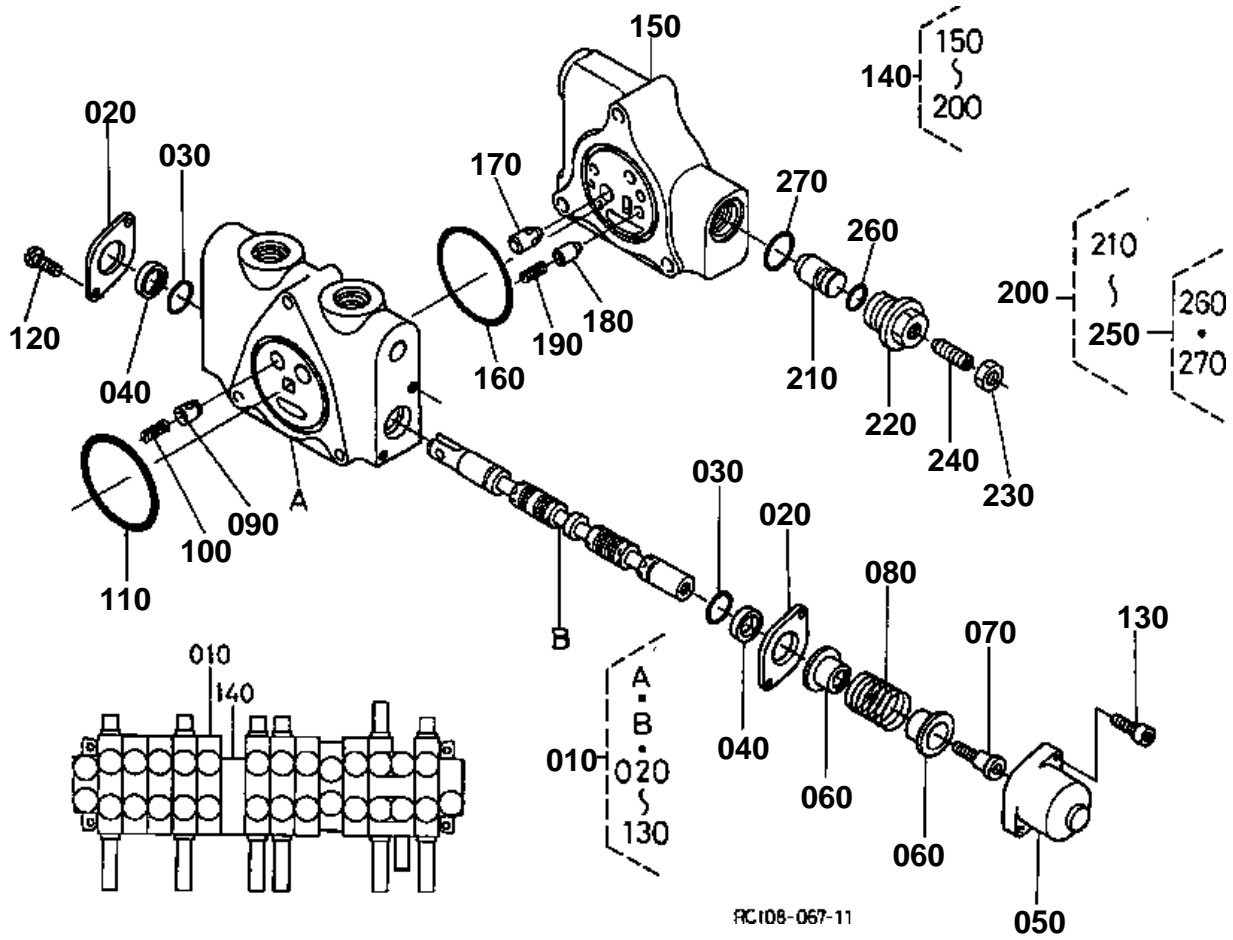


SPOOL SECTION (ARM)

↔ Interchangeable; ≠ not interchangeable; ← new for old; → old for new

REF.No	Part No.	Description	Q'ty	S.No.	I/C	REMARKS	Weight (kgf)	Weight (lb)
010	RC101-70080	ASSY VALVE ARM	1				3.254	7.1588
020	RC101-70430	CAP	1				0.3	0.66
030	RP402-71230	END SPOOL	1				0.036	0.0792
040	68311-70930	PLATE SPRING	1				0.006	0.0132
050	RC101-70510	SPRING	1				0.021	0.0462
060	RC101-70550	SEAT SPRING	1				0.016	0.0352
070	69251-74180	O RING	2				0.005	0.011
080	RC101-70440	CAP	1				0.15	0.33
090	69251-74070	BOLT SOCKET HEAD	4				0.01	0.022
100	68493-70310	POPPET	1				0.01	0.022
110	68493-70320	SPRING	1				0.002	0.0044
120	RC101-70320	RING	1				0	0
130	RC101-70390	POPPET	1				0.001	0.0022
140	RC101-70540	SPRING	1				0.001	0.0022
150	RC101-70580	SPACER	1				0.005	0.011
160	04811-00030	O RING	1				0	0
170	RC101-70570	RING BACK UP	1				0.001	0.0022

SPOOL SECTION (S/P)





SPOOL SECTION (S/P)

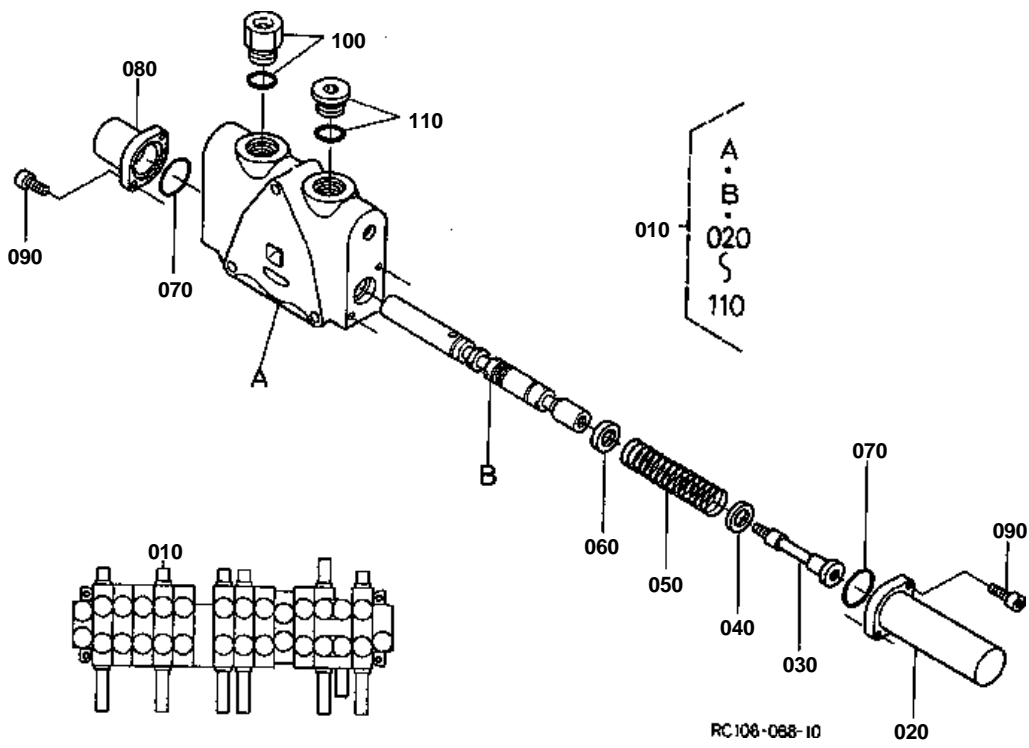
#

REV.MAR.15 '01

↔ Interchangeable; ≠ not interchangeable; ← new for old; → old for new

REF.No	Part No.	Description	Q'ty	S.No.	I/C	REMARKS	Weight (kgf)	Weight (lb)
010	RC108-70100	ASSY VALVE S/P	1				2.88	6.336
020	68493-70230	PLATE SEAL	2				0.02	0.044
030	68493-70240	O RING	2				0.001	0.0022
040	68493-70250	WIPER	2				0.002	0.0044
050	68493-70260	CAP	1				0.025	0.055
060	68493-70270	SEAT SPRING	2				0.005	0.011
070	68493-70280	SCREW CAP	1				0.015	0.033
080	68861-70520	SPRING	1				0.01	0.022
090	68493-70310	POPPET	1				0.01	0.022
100	68493-70320	SPRING	1				0.002	0.0044
110	RC101-70320	RING	1				0	0
120	69251-74060	SCREW ROUND HEAD	2				0.01	0.022
130	69251-74070	BOLT SOCKET HEAD	2				0.01	0.022
140	RC108-70330	ASSY VALVE SPACER	1				2.1	4.62
150	RC108-70450	SPACER	1				1.97	4.334
160	04811-50650	O RING	1				0.002	0.0044
170	68493-70710	POPPET	1				0.014	0.0308
180	68701-71780	VALVE CHECK	1				0.005	0.011
190	68701-71790	SPRING CHECK VALVE	1				0.005	0.011
200	68861-70120	ASSY VALVE SHUT OFF	1				0.1	0.22
210	68861-70330	POPPET	1				0.018	0.0396
220	68861-70340	PLUG	1				0.04	0.088
230	68861-70350	NUT LOCK	1				0.004	0.0088
240	68861-70360	SCREW SET	1				0.008	0.0176
250	68811-94200	KIT SEAL SHAFT VALVE	1				0.003	0.0066
260	68741-70560	O RING	1				0.001	0.0022
270	68811-94290	O RING	1				0.001	0.0022

SPOOL SECTION (TRAVEL STRAIGHT)



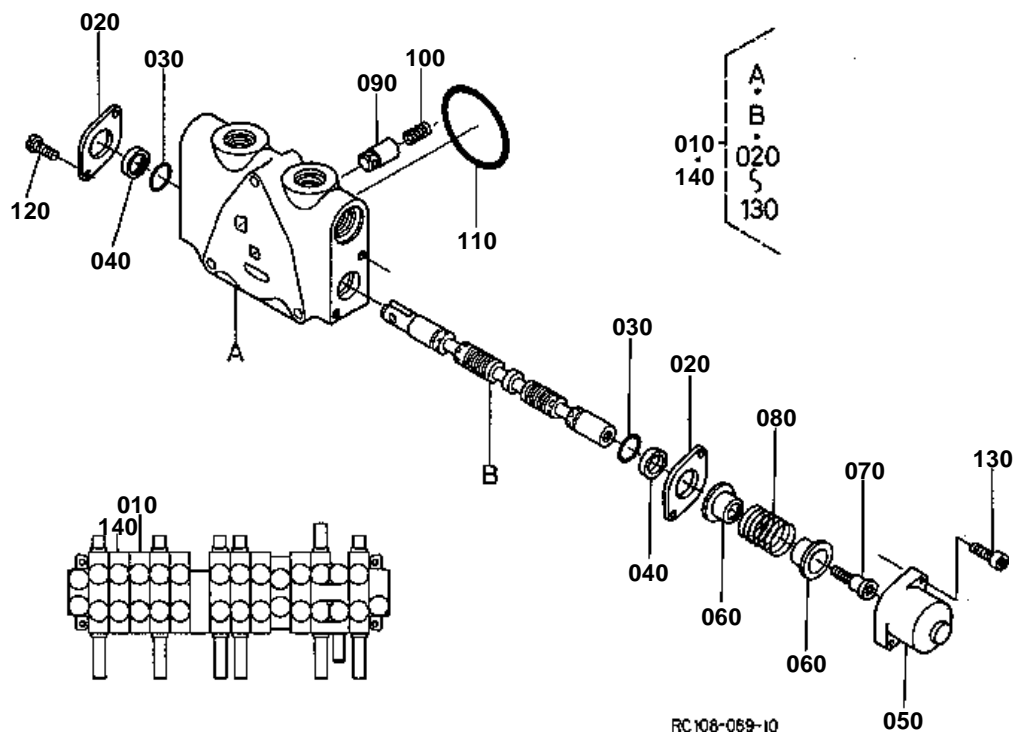


SPOOL SECTION (TRAVEL STRAIGHT)

↔ Interchangeable; ≠ not interchangeable; ← new for old; → old for new

REF.No	Part No.	Description	Q'ty	S.No.	I/C	REMARKS	Weight (kgf)	Weight (lb)
010	RC108-70110	ASSY VALVE TRAVEL ST	1				3.55	7.81
020	RC101-70420	CAP	1				0.25	0.55
030	RC108-70470	SPOOL END	1	<=11349			0.039	0.0858
030	RP402-71230	END SPOOL	1	>=11350	≠		0.036	0.0792
040	68311-70930	PLATE SPRING	1				0.006	0.0132
050	RC101-70490	SPRING	1				0.025	0.055
060	RC101-70550	SEAT SPRING	1				0.016	0.0352
070	69251-74180	O RING	2				0.005	0.011
080	RC101-70460	CAP	1				0.18	0.396
090	69251-74070	BOLT SOCKET HEAD	4				0.01	0.022
100	RP802-70610	ASSY PLUG	1				0.052	0.1144
110	RP402-70620	ASSY PLUG	1				0.09	0.198

SPOOL SECTION (SWING/BLADE)



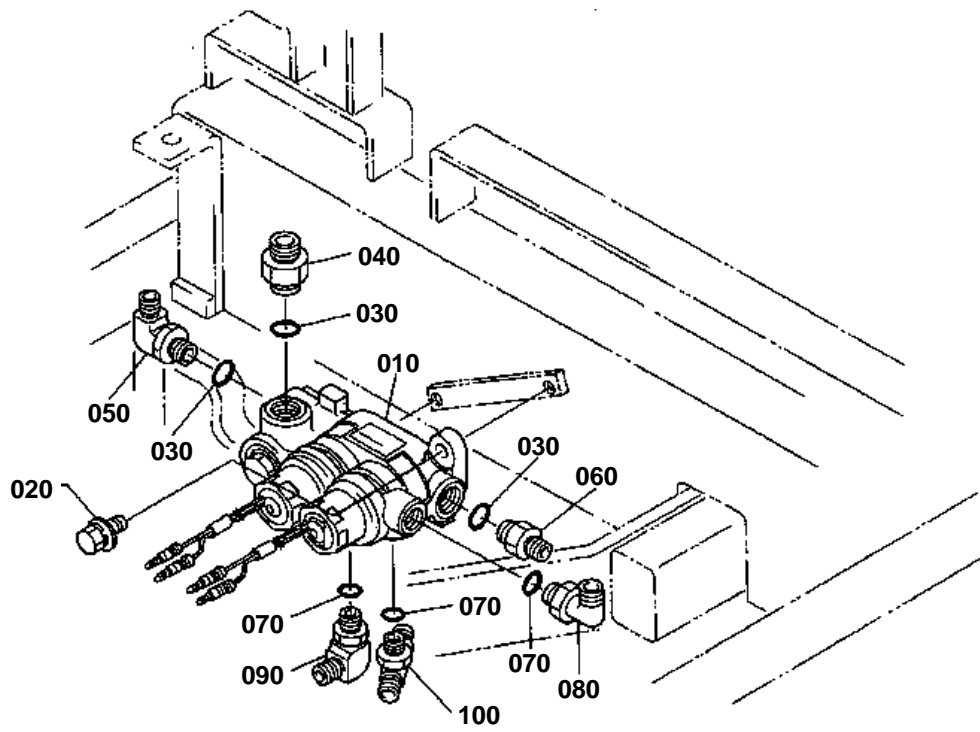


SPOOL SECTION (SWING/BLADE)

↔ Interchangeable; ≠ not interchangeable; ← new for old; → old for new

REF.No	Part No.	Description	Q'ty	S.No.	I/C	REMARKS	Weight (kgf)	Weight (lb)
010	RC101-70120	ASSY VALVE SWING	1				3	6.6
020	68493-70230	PLATE SEAL	2				0.02	0.044
030	68493-70240	O RING	2				0.001	0.0022
040	68493-70250	WIPER	2				0.002	0.0044
050	68493-70260	CAP	1				0.025	0.055
060	68493-70270	SEAT SPRING	2				0.005	0.011
070	68493-70280	SCREW CAP	1				0.015	0.033
080	68861-70520	SPRING	1				0.01	0.022
090	68493-70310	POPPET	1				0.01	0.022
100	68493-70320	SPRING	1				0.002	0.0044
110	RC101-70320	RING	1				0	0
120	69251-74060	SCREW ROUND HEAD	2				0.01	0.022
130	69251-74070	BOLT SOCKET HEAD	2				0.01	0.022
140	RC101-70130	ASSY VALVE BLADE	1				3.22	7.084

CHANGE VALVE



RC108 - 072 - 10



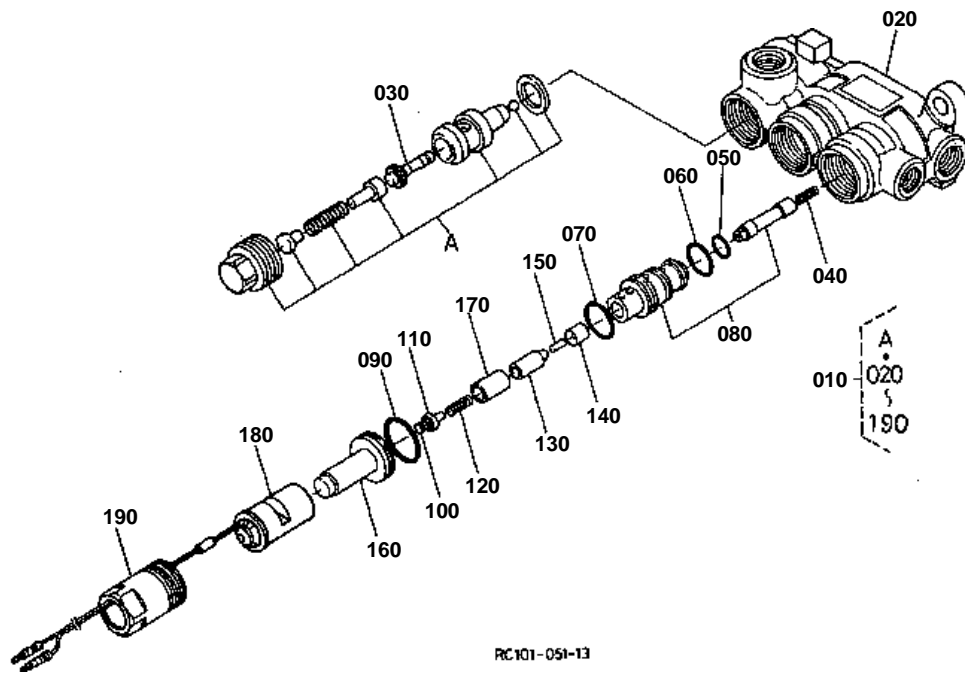
CHANGE VALVE
#

REV.MAR.15 '01

↔ Interchangeable; ≠ not interchangeable; ← new for old; → old for new

REF.No	Part No.	Description	Q'ty	S.No.	I/C	REMARKS	Weight (kgf)	Weight (lb)
010	RC101-61250	ASSY VALVE CHANGE	1				3.8	8.36
020	01135-61025	BOLT	2				0.04	0.088
030	04810-00140	O RING	3				0	0
040	68741-68420	BODY	1	<=11878			0.07	0.154
040	R1401-68390	JOINT PIPE	1	>=11879	↔		0.085	0.187
050	68191-61810	JOINT PIPE(LF/-F/)	1				0.11	0.242
060	68051-63620	ADAPTER	1				0.06	0.132
070	04810-00110	O RING	3				0	0
080	32590-39340	JOINT	1	<=11866			0	0
080	06015-11022	JOINT	1	>=11867	↔		0.06	0.132
090	RB101-63870	JOINT	1	<=11503			0.06	0.132
090	RC601-63720	JOINT	1	>=11504	↔		0.06	0.132
100	RC101-63820	T JOINT PIPE(F)	1				0.075	0.165

CHANGE VALVE [COMPONENT PARTS]



**CHANGE VALVE [COMPONENT PARTS]**

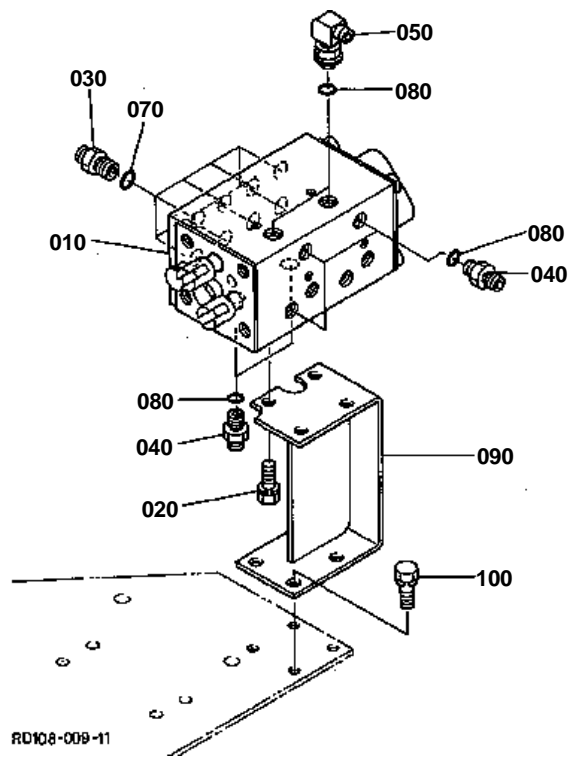
#

REV.MAR.15 '01

↔ Interchangeable; ≠ not interchangeable; ← new for old; → old for new

REF.No	Part No.	Description	Q'ty	S.No.	I/C	REMARKS	Weight (kgf)	Weight (lb)
010	RC101-61250	ASSY VALVE CHANGE	1				3.8	8.36
020	RC101-76110	HOUSING	1				2.48	5.456
030	RC101-76120	VALVE RELIEF	1				0.2	0.44
040	RC101-76130	SPRING	2				0.001	0.0022
050	04810-00140	O RING	2				0	0
060	04810-00210	O RING	2				0	0
070	04810-07220	O RING	2				0	0
080	RC101-76140	ASSY SPOOL	2				0.11	0.242
090	RC101-76150	O RING	2				0.001	0.0022
100	RC101-76160	PIPE	2				0.001	0.0022
110	RC101-76170	RETAINER SPRING	2				0.001	0.0022
120	RC101-76180	SPRING	2				0.001	0.0022
130	RC101-76190	PLUNGER	2				0.014	0.0308
140	RC101-76210	STOPPER	2				0.018	0.0396
150	RC101-76220	ROD	2				0.001	0.0022
160	RC101-76230	HOUSING INNER	2				0.05	0.11
170	RC101-76240	SPACER	2				0.017	0.0374
180	RC101-76250	ASSY COIL	2				0.09	0.198
190	RC101-76260	SCREW	2				0.1	0.22

MULTI VALVE



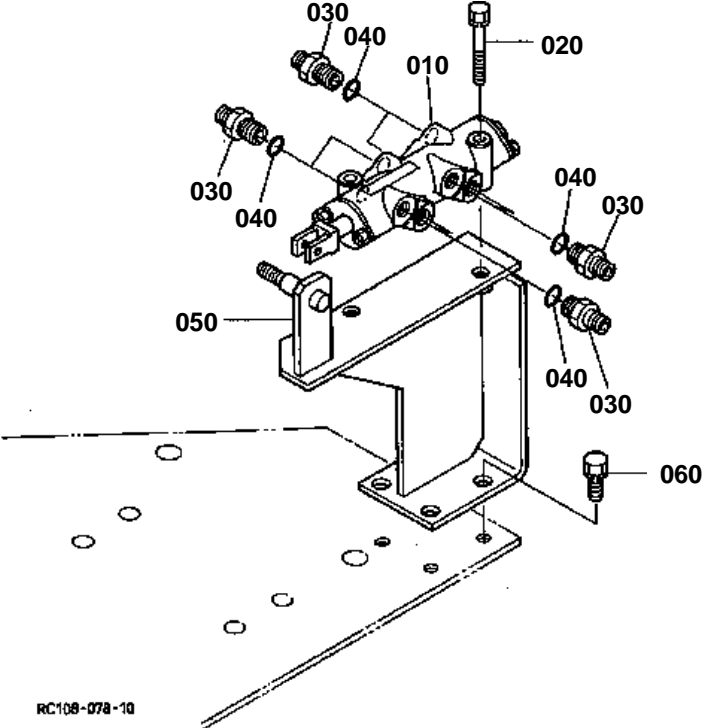


MULTI VALVE
S.NO.A:<=11605

↔ Interchangeable; ≠ not interchangeable; ← new for old; → old for new

REF.No	Part No.	Description	Q'ty	S.No.	I/C	REMARKS	Weight (kgf)	Weight (lb)
010	RD108-96500	ASSY VALVE	1				8.4	18.48
020	01133-61020	BOLT	4				0.02	0.044
030	68728-76150	ADAPTER	8				0.02	0.044
040	68499-63960	ADAPTER	6				0.05	0.11
050	RP201-69620	JOINT	2				0.045	0.099
060	99999-99999	BLANK	0				0	0
070	04810-00110	RING	8				0	0
080	04810-00080	O RING	8				0	0
090	RC101-96110	BRACKET	1				1.5	3.3
100	01133-61025	BOLT	4				0.02	0.044

TPSS VALVE



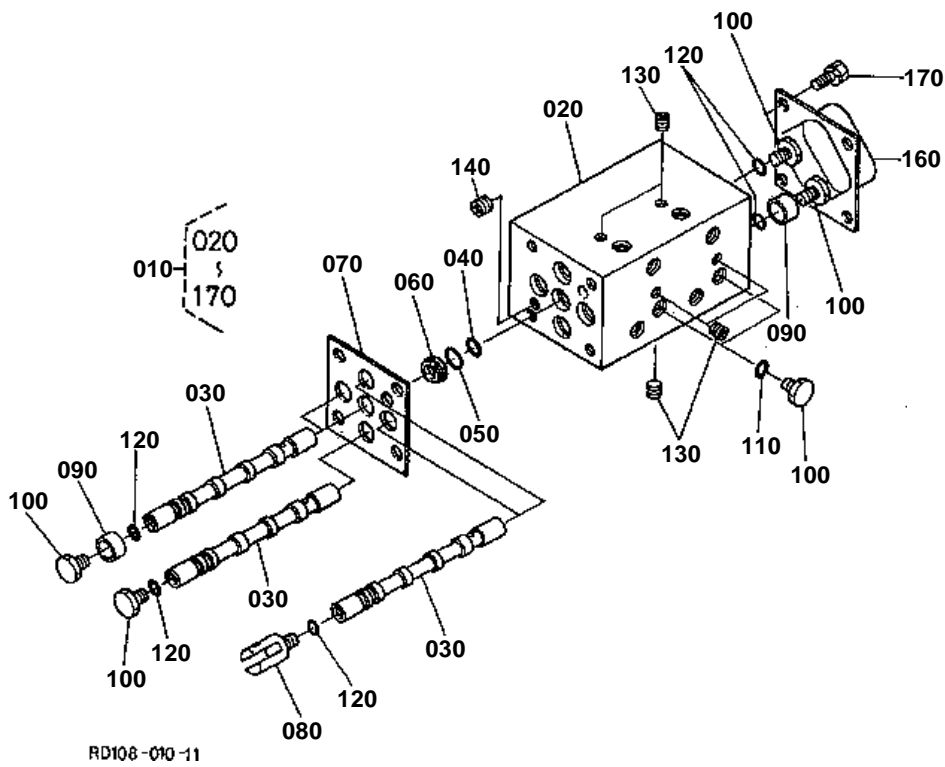


TPSS VALVE
S.NO.A:>=11606

↔ Interchangeable; ≠ not interchangeable; ← new for old; → old for new

REF.No	Part No.	Description	Q'ty	S.No.	I/C	REMARKS	Weight (kgf)	Weight (lb)
010	RB208-96900	ASSY VALVE TPSS	1				1.49	3.278
020	01123-60860	BOLT	2				0.03	0.066
030	68499-63960	ADAPTER	8				0.05	0.11
040	04811-00080	O RING	8				0	0
050	RC108-96120	BRACKET(TPSS)	1				1.81	3.982
060	01133-61025	BOLT	4				0.02	0.044

MULTI VALVE [COMPONENT PARTS]



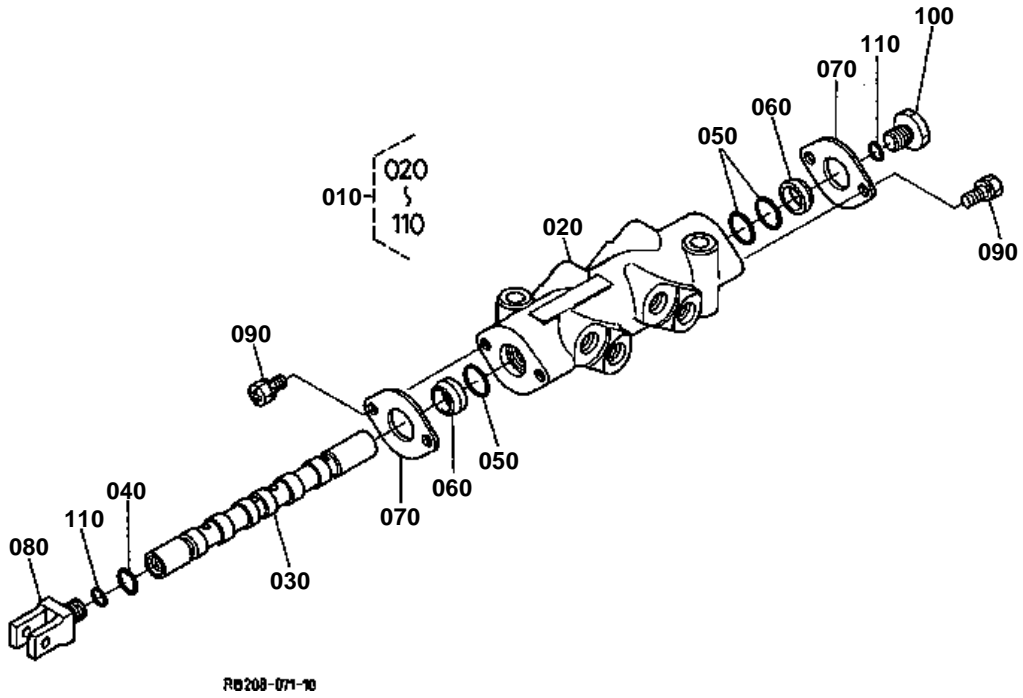


MULTI VALVE [COMPONENT PARTS]
[KTC KCL]S.NO.A:<=11605

↔ Interchangeable; ≠ not interchangeable; ← new for old; → old for new

REF.No	Part No.	Description	Q'ty	S.No.	I/C	REMARKS	Weight (kgf)	Weight (lb)
010	RD108-96500	ASSY VALVE	1				8.4	18.48
020	68311-96513	BODY VALVE	1				7.1	15.62
030	68311-96524	SPOOL	5				0.14	0.308
040	04811-40080	O RING	5				0.001	0.0022
050	04811-40110	O RING	10				0.001	0.0022
060	68311-96492	RING BACK UP	5				0.001	0.0022
070	68311-96540	ROD	1				0.005	0.011
080	68311-96540	ROD	2				0.005	0.011
090	68318-96020	COLLAR	3				0.005	0.011
100	68311-96550	PLUG	10				0.014	0.0308
110	04810-00080	O RING	2				0	0
120	04811-00080	O RING	10				0	0
130	68311-96563	PLUG	6				0.005	0.011
140	68311-13380	PLUG	1				0.003	0.0066
150	99999-99999	BLANK	0				0	0
160	68311-96580	COVER	1				0.2	0.44
170	01123-60816	BOLT	4				0.01	0.022

TPSS VALVE [COMPONENT PARTS]



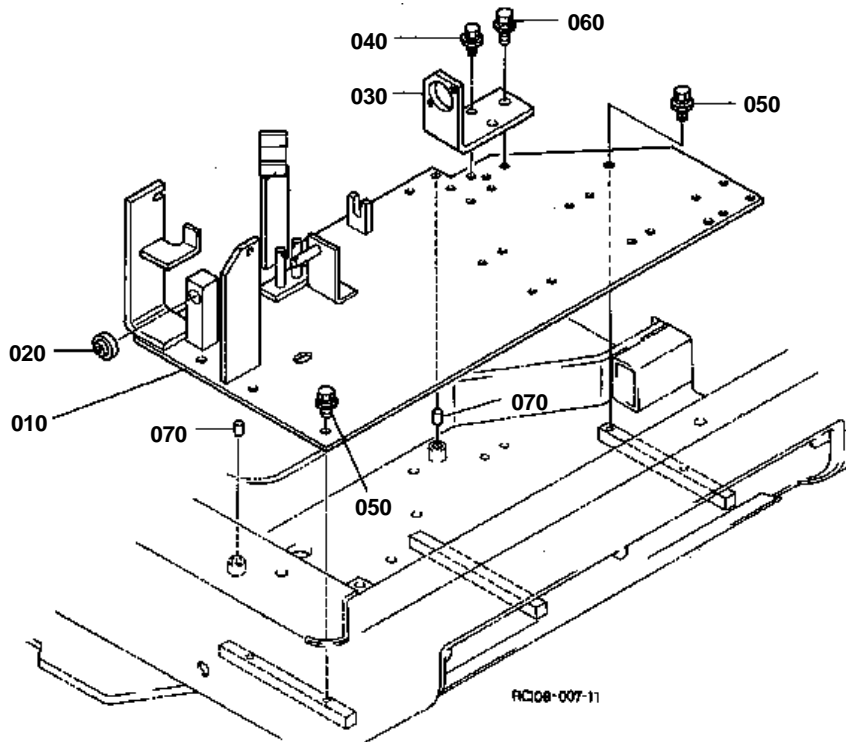


TPSS VALVE [COMPONENT PARTS]
[KTC KCL]S.NO.A:>=11606

↔ Interchangeable; ≠ not interchangeable; ← new for old; → old for new

REF.No	Part No.	Description	Q'ty	S.No.	I/C	REMARKS	Weight (kgf)	Weight (lb)
010	RB208-96900	ASSY VALVE TPSS	1				1.49	3.278
020	RB208-96912	BODY	1				0	0
030	RB208-96920	SPOOL	1				0.13	0.286
040	04811-40080	O RING	1				0.001	0.0022
050	04811-40110	O RING	3				0.001	0.0022
060	68311-96492	RING BACK UP	2				0.001	0.0022
070	RB208-96950	PLATE	2				0.012	0.0264
080	68311-96540	ROD	1				0.005	0.011
090	01202-60612	BOLT	4				0.006	0.0132
100	68311-96550	PLUG	1				0.014	0.0308
110	04811-00090	O RING	2				0	0

CONTROL LEVER (FRAME)



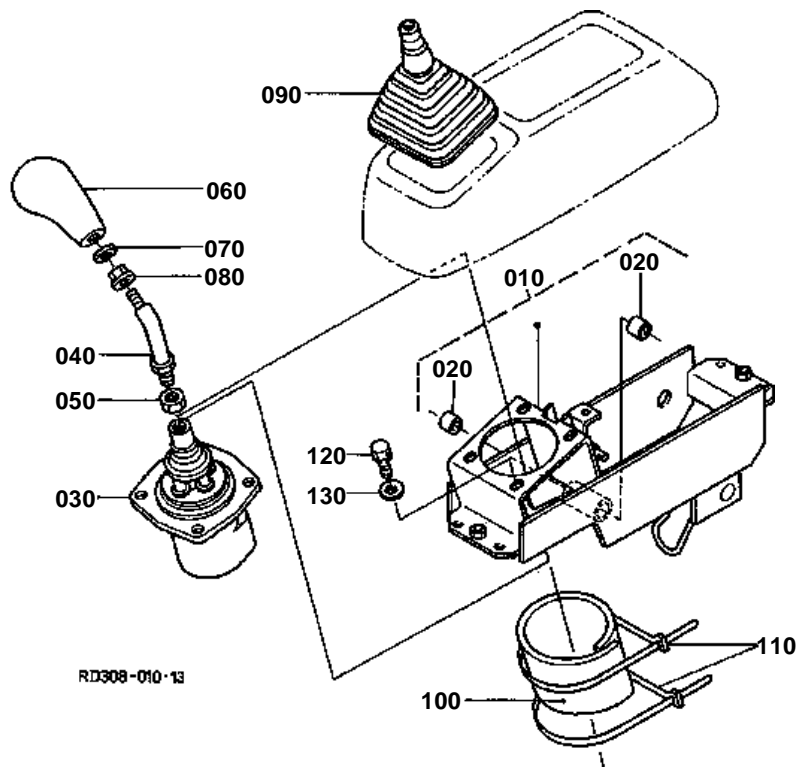


CONTROL LEVER (FRAME)

↔ Interchangeable; ≠ not interchangeable; ← new for old; → old for new

REF.No	Part No.	Description	Q'ty	S.No.	I/C	REMARKS	Weight (kgf)	Weight (lb)
010	RC101-65119	BRACKET	1				17.5	38.5
020	68741-92160	BUSH	1				0.03	0.066
030	RC101-65120	BRACKET	1				1	2.2
040	01135-61025	BOLT	2				0.04	0.088
050	01135-61020	BOLT	5				0.015	0.033
060	01135-61045	BOLT	1				0.038	0.0836
070	05012-01016	PIN STRAIGHT	2				0.01	0.022

CONTROL LEVER (LEVER LH)



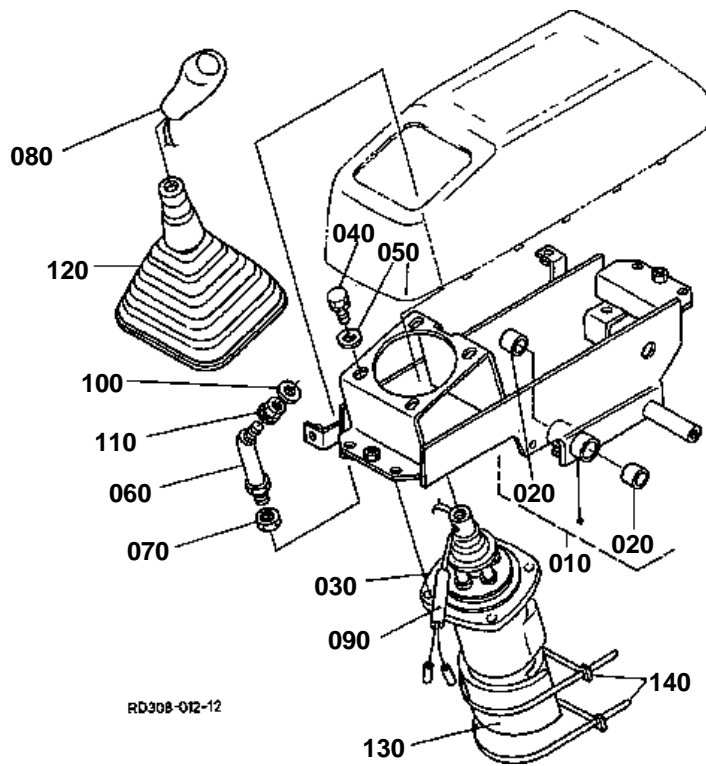


CONTROL LEVER (LEVER LH)

↔ Interchangeable; ≠ not interchangeable; ← new for old; → old for new

REF.No	Part No.	Description	Q'ty	S.No.	I/C	REMARKS	Weight (kgf)	Weight (lb)
010	RC108-44500	ASSY BRACKET LH	1	≤11595			0	0
010	RC108-44502	ASSY BRACKET LH	1	≥11596	←		2	4.4
020	08511-01620	BUSH	2				0.008	0.0176
030	RC101-61727	ASSY VALVE PILOT	2	≤11588			0	0
030	RC101-61728	ASSY VALVE PILOT	2	≥11589	←		4	8.8
040	RC101-65212	LEVER CONTROL	1	≤11653			0	0
040	RC101-65213	LEVER CONTROL	1	≥11654	←		0.15	0.33
050	02052-60140	NUT	1				0.018	0.0396
060	RB101-65610	GRIP LH	1				0.15	0.33
070	04011-50120	WASHER PLAIN	1				0.005	0.011
080	RC301-65240	NUT	1				0.013	0.0286
090	RC101-65230	BELLOWS	1				0.18	0.396
100	RC101-54340	PLATE PARTITION COO.	1				0.02	0.044
110	71585-11190	BAND INLET PIPE	2				0.002	0.0044
120	01123-60820	BOLT	4				0.015	0.033
130	04013-60080	WASHER PLAIN	4				0.002	0.0044

CONTROL LEVER (LEVER RH)



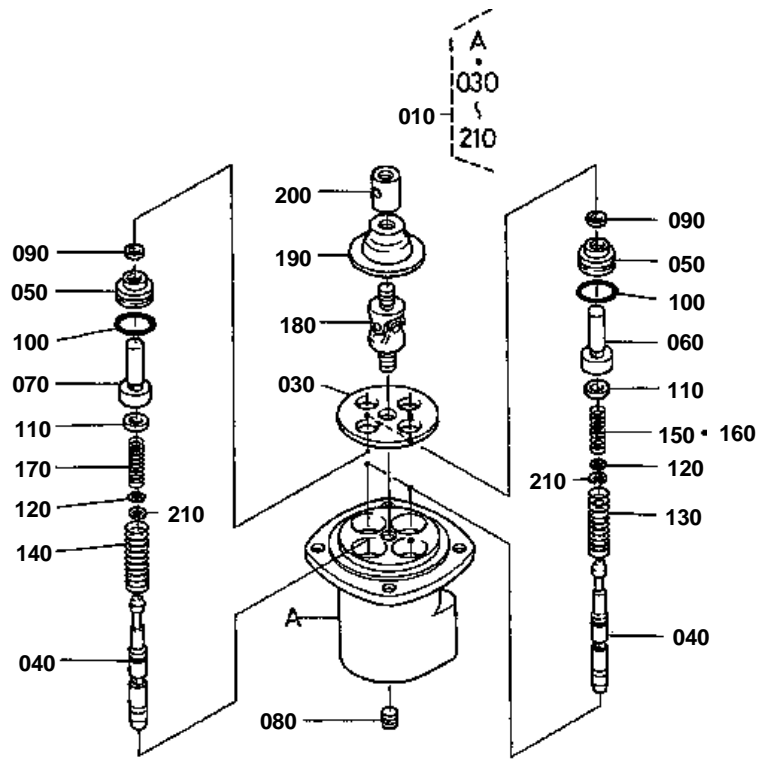


CONTROL LEVER (LEVER RH)

↔ Interchangeable; ≠ not interchangeable; ← new for old; → old for new

REF.No	Part No.	Description	Q'ty	S.No.	I/C	REMARKS	Weight (kgf)	Weight (lb)
010	RC101-53100	ASSY BRACKET RH	1				5.2	11.44
020	08511-01620	BUSH	2				0.008	0.0176
030	RC101-61727	ASSY VALVE PILOT	1	<=11588			0	0
030	RC101-61728	ASSY VALVE PILOT	1	>=11589	←		4	8.8
040	01123-60820	BOLT	4				0.015	0.033
050	04013-60080	WASHER PLAIN	4				0.002	0.0044
060	RC101-65212	LEVER CONTROL	1	<=11653			0	0
060	RC101-65213	LEVER CONTROL	1	>=11654	←		0.15	0.33
070	02052-60140	NUT	2				0.018	0.0396
080	RB101-65620	GRIP RH	1				0.135	0.297
090	68271-65940	TUBE VINYL	1				0.001	0.0022
100	04011-50120	WASHER PLAIN	1				0.005	0.011
110	RC301-65240	NUT	1				0.013	0.0286
120	RC101-65230	BELLOWS	1				0.18	0.396
130	RC101-54340	PLATE PARTITION COO.	1				0.02	0.044
140	71585-11190	BAND INLET PIPE	2				0.002	0.0044

PILOT VALVE [COMPONENT PARTS]



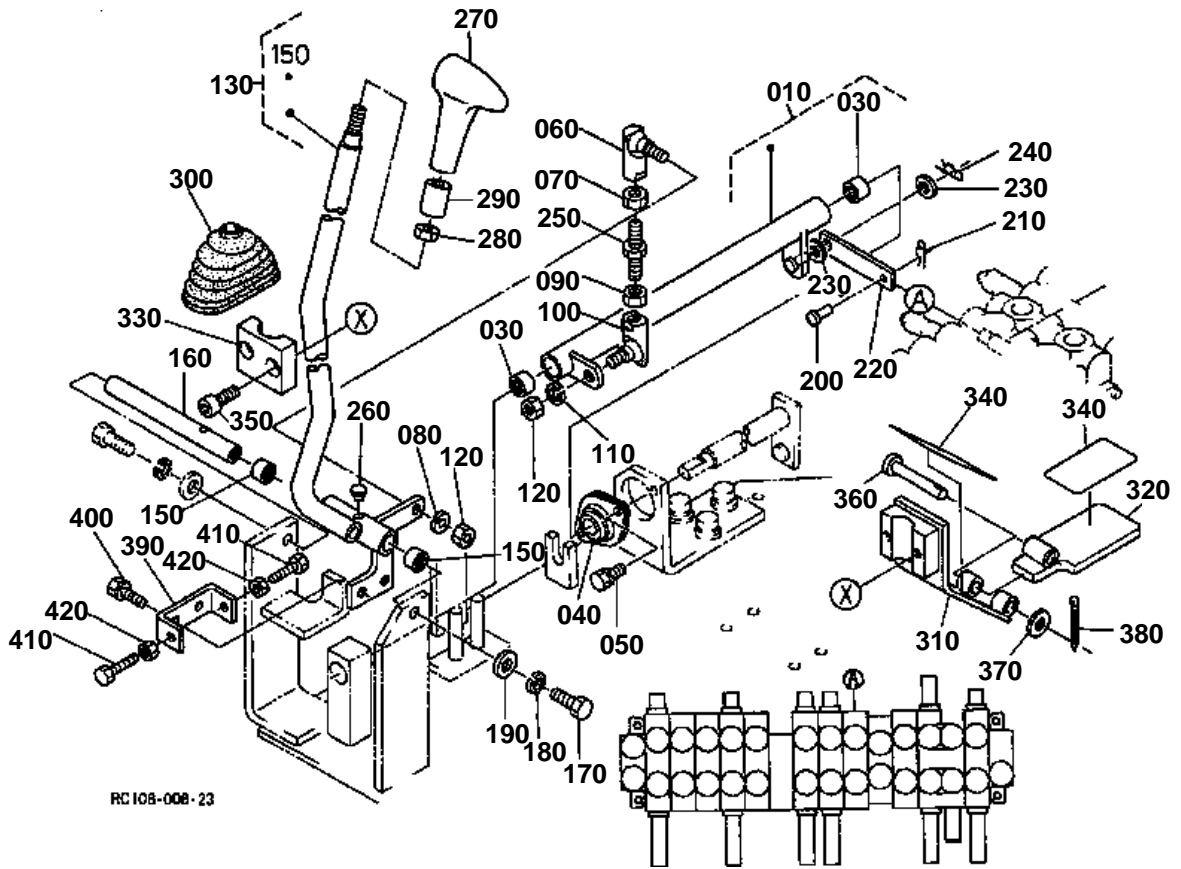


PILOT VALVE [COMPONENT PARTS]

↔ Interchangeable; ≠ not interchangeable; ← new for old; → old for new

REF.No	Part No.	Description	Q'ty	S.No.	I/C	REMARKS	Weight (kgf)	Weight (lb)
010	RC101-61727	ASSY VALVE PILOT	2	≤11588			0	0
010	RC101-61728	ASSY VALVE PILOT	2	≥11589	←		4	8.8
020	99999-99999	BLANK	0				0	0
030	RC101-77130	PLATE	2				0.07	0.154
040	RC101-77142	SPOOL	8				0.01	0.022
050	RC101-77154	PLUG	8	≤11588			0	0
050	RC101-77155	PLUG	8	≥11589	←		0.044	0.0968
060	RC101-77165	PUSH ROD	6				0.03	0.066
070	RC101-77175	ROD PUSH	2				0.03	0.066
080	31351-37150	PLUG	2				0.007	0.0154
090	RC101-77182	DUST LIPE SEAL	8				0.001	0.0022
100	04810-00200	O RING	8				0	0
110	RC101-77190	SUPPORT SPRING	8				0.003	0.0066
120	66611-36330	SHIM ADJUSTING	8				0.001	0.0022
120	31391-39140	SHIM	8				0.001	0.0022
120	31391-39150	SHIM	8				0.001	0.0022
130	RC101-77220	SPRING	4				0.009	0.0198
140	RC101-77230	SPRING	4				0.013	0.0286
150	RC101-77243	SPRING	4				0.002	0.0044
160	RC101-77250	SPRING	2				0.003	0.0066
170	RC101-77260	SPRING	2				0.002	0.0044
180	RC101-77270	JOINT UNIVERSAL	2				0.1	0.22
190	RC101-77280	NUT	2				0.146	0.3212
200	RC101-77290	NUT ADJUSTING	2				0.06	0.132
210	04613-50040	CIR CLIP EXTERNAL	8				0.001	0.0022

CONTROL LEVER (TRAVEL LH)





CONTROL LEVER (TRAVEL LH)

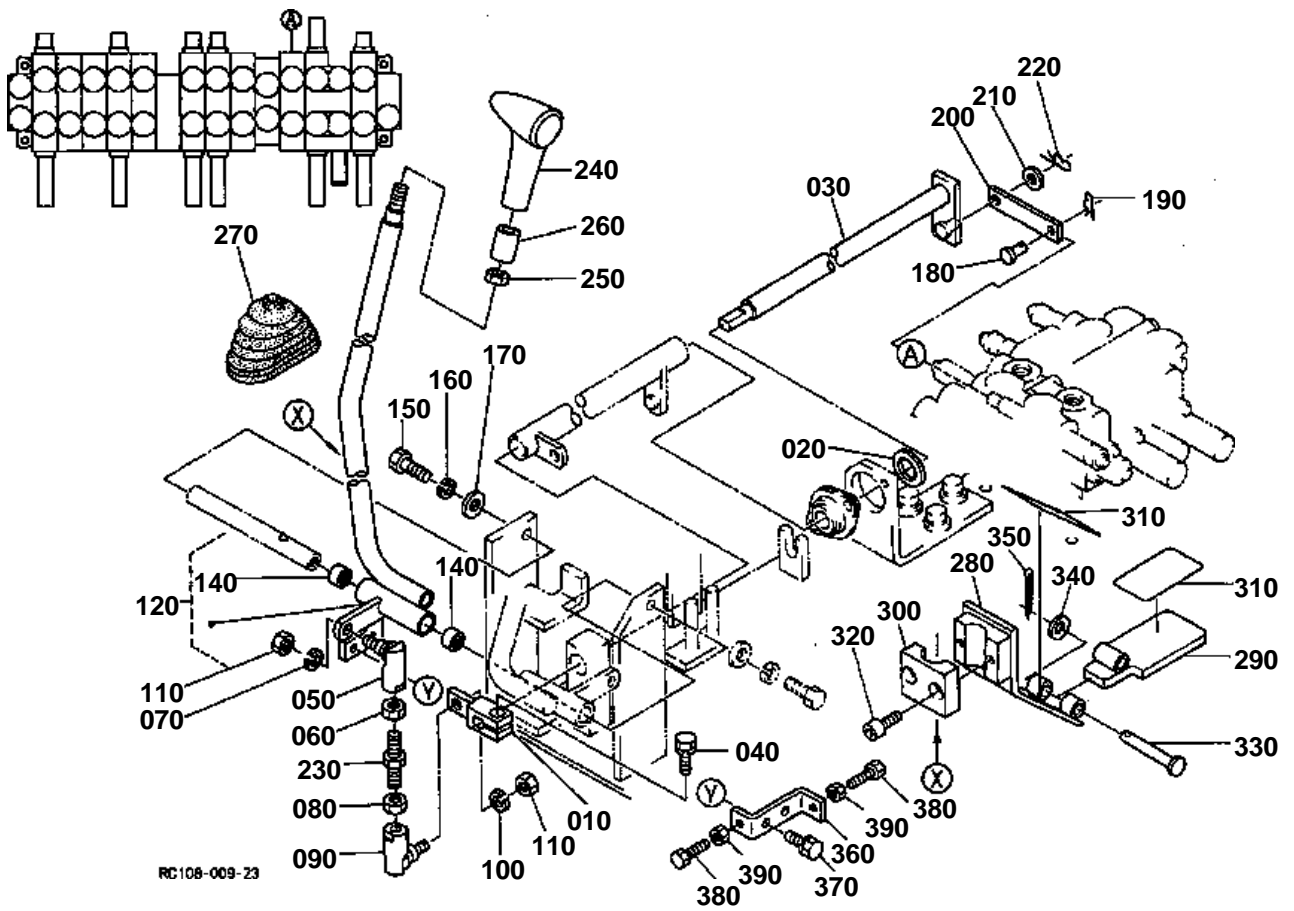
#

REV.MAR.15 '01

↔ Interchangeable; ≠ not interchangeable; ← new for old; → old for new

REF.No	Part No.	Description	Q'ty	S.No.	I/C	REMARKS	Weight (kgf)	Weight (lb)
010	RC108-65020	ASSY LEVER DRIVE LH	1	<=11720			0	0
010	RC108-65022	ASSY LEVER DRIVE LH	1	>=11721	←		1.8	3.96
020	99999-99999	BLANK	0				0	0
030	RC101-65160	BEARING NEEDLE	2				0.02	0.044
040	RC101-65330	BUSH	1				0.145	0.319
050	01123-60814	BOLT	2				0.01	0.022
060	68221-34330	END ROD RH	1				0.1	0.22
070	02118-60100	NUT	1				0.006	0.0132
080	04512-60100	WASHER SPRING	1				0.002	0.0044
090	68011-32680	NUT LOCK	1				0.006	0.0132
100	68221-34310	END ROD LH	1				0.096	0.2112
110	04512-60100	WASHER SPRING	1				0.002	0.0044
120	02118-60100	NUT	2				0.006	0.0132
130	RC101-65034	ASSY LEVER DRIVE LH	1				1.6	3.52
140	99999-99999	BLANK	0				0	0
150	68741-65360	BEARING NEEDLE	2				0.02	0.044
160	RC101-65370	PIN DRIVE	1				0.32	0.704
170	01176-61025	BOLT	1				0.02	0.044
180	04512-60100	WASHER SPRING	1				0.002	0.0044
190	04013-60100	WASHER PLAIN	1				0.003	0.0066
200	68021-32790	PIN	1				0.004	0.0088
210	05525-60500	PIN SNAP	1				0.001	0.0022
220	RC101-65260	PLATE	1				0.055	0.121
230	04013-60080	WASHER PLAIN	2				0.002	0.0044
240	05525-50800	PIN SNAP	1				0.001	0.0022
250	RC101-65390	ROD ADJUST	1				0.035	0.077
260	68741-65430	CAP	1				0.001	0.0022
270	RC101-65280	GRIP TRAVEL	1				0.16	0.352
280	02074-60120	NUT	1				0.016	0.0352
290	RC101-65290	CAP	1				0.001	0.0022
300	68161-65162	RUBBER BELLOWS	1				0.062	0.1364
310	RC101-96830	PEDAL LH	1				0.5	1.1
320	RC101-96850	PEDAL	1	<=11748			0.1	0.22
320	RC101-96852	PEDAL	1	>=11749	≠		0.2	0.44
330	RC101-96860	PLATE	1				0.13	0.286
340	RC101-96870	STOPPER	2				0.002	0.0044
350	01311-10820	BOLT HEX-SOC-HD	2				0.012	0.0264
360	05122-50855	PIN JOINT	1				0.022	0.0484
370	04012-50080	WASHER PLAIN	1				0.001	0.0022
380	05511-50215	PIN SPLIT	1				0.001	0.0022
390	RC101-62810	STOPPER	1				0.25	0.55
400	01133-61020	BOLT	2				0.02	0.044
410	01155-60830	BOLT	2				0.131	0.2882
420	02112-60080	NUT	2				0.005	0.011

CONTROL LEVER (TRAVEL RH)



**CONTROL LEVER (TRAVEL RH)**

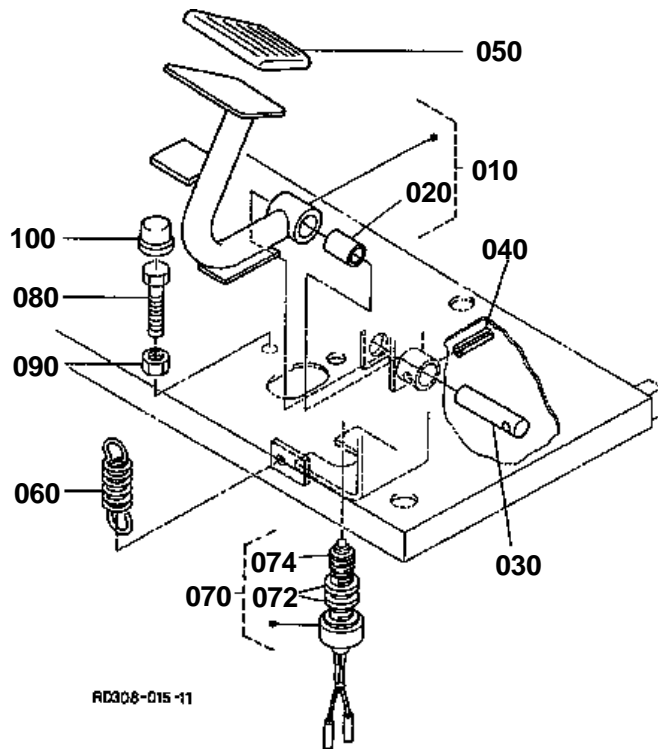
#

REV.MAR.15 '01

↔ Interchangeable; ≠ not interchangeable; ← new for old; → old for new

REF.No	Part No.	Description	Q'ty	S.No.	I/C	REMARKS	Weight (kgf)	Weight (lb)
010	RC101-65310	LEVER TRAVEL RH	1				0.14	0.308
020	04011-50200	WASHER PLAIN	1				0.015	0.033
030	RC108-65320	LEVER TRAVEL RH	1				1.33	2.926
040	01133-61025	BOLT	1				0.02	0.044
050	68221-34310	END ROD LH	1				0.096	0.2112
060	68011-32680	NUT LOCK	1				0.006	0.0132
070	04512-60100	WASHER SPRING	1				0.002	0.0044
080	02118-60100	NUT	1				0.006	0.0132
090	68221-34330	END ROD RH	1				0.1	0.22
100	04512-60100	WASHER SPRING	1				0.002	0.0044
110	02118-60100	NUT	2				0.006	0.0132
120	RC101-65045	ASSY LEVER DRIVE RH	1				0	0
130	99999-99999	BLANK	0				0	0
140	68741-65360	BEARING NEEDLE	2				0.02	0.044
150	01176-61025	BOLT	1				0.02	0.044
160	04512-60100	WASHER SPRING	1				0.002	0.0044
170	04013-60100	WASHER PLAIN	1				0.003	0.0066
180	68021-32790	PIN	1				0.004	0.0088
190	05525-60500	PIN SNAP	1				0.001	0.0022
200	RC101-65260	PLATE	1				0.055	0.121
210	04013-60080	WASHER PLAIN	1				0.002	0.0044
220	05525-50800	PIN SNAP	1				0.001	0.0022
230	RC101-65390	ROD ADJUST	1				0.035	0.077
240	RC101-65280	GRIP TRAVEL	1				0.16	0.352
250	02074-60120	NUT	1				0.016	0.0352
260	RC101-65290	CAP	1				0.001	0.0022
270	68161-65162	RUBBER BELLOWS	1				0.062	0.1364
280	RC101-96840	PEDAL RH	1				0.5	1.1
290	RC101-96850	PEDAL	1	<=11748			0.1	0.22
290	RC101-96852	PEDAL	1	>=11749	≠		0.2	0.44
300	RC101-96860	PLATE	1				0.13	0.286
310	RC101-96870	STOPPER	2				0.002	0.0044
320	01311-10820	BOLT HEX-SOC-HD	2				0.012	0.0264
330	05122-50855	PIN JOINT	1				0.022	0.0484
340	04012-50080	WASHER PLAIN	1				0.001	0.0022
350	05511-50215	PIN SPLIT	1				0.001	0.0022
360	RC101-62820	STOPPER	1				0.26	0.572
370	01133-61020	BOLT	2				0.02	0.044
380	01155-60830	BOLT	2				0.131	0.2882
390	02112-60080	NUT	2				0.005	0.011

CONTROL TRAVEL PEDAL



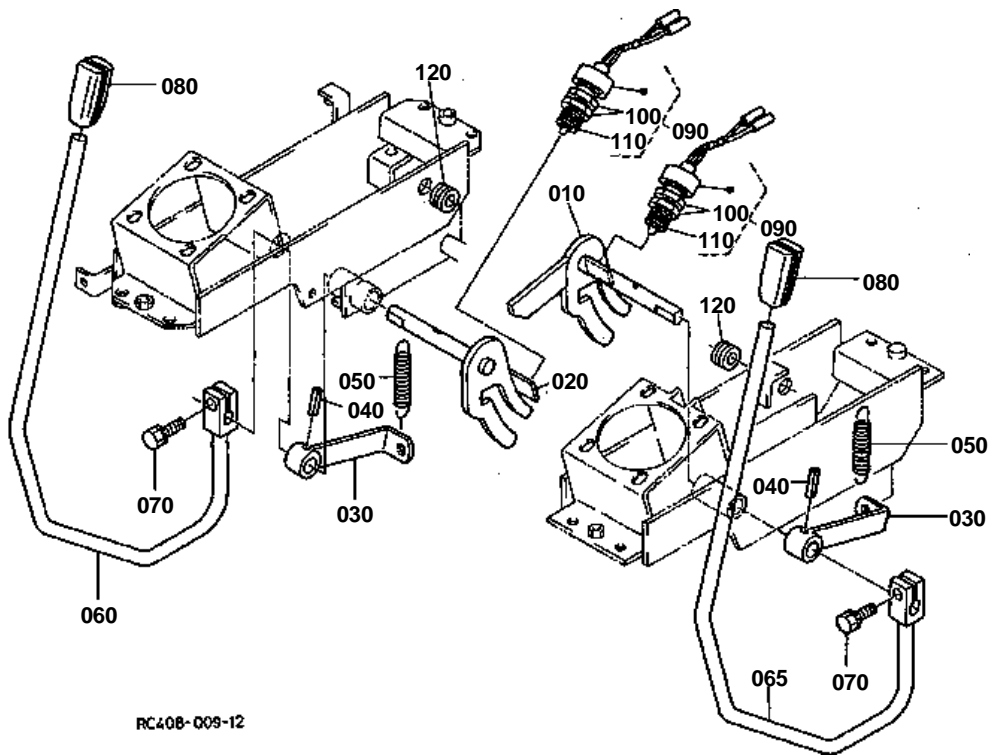


CONTROL TRAVEL PEDAL

↔ Interchangeable; ≠ not interchangeable; ← new for old; → old for new

REF.No	Part No.	Description	Q'ty	S.No.	I/C	REMARKS	Weight (kgf)	Weight (lb)
010	RB101-65090	ASSY PEDAL	1				0.3	0.66
020	08511-01020	BUSH	1				0.005	0.011
030	RC101-65450	PIN	1				0.02	0.044
040	05411-00420	PIN SPRING	1				0.001	0.0022
050	66204-43410	COVER PEDAL REAR	1				0.06	0.132
060	50300-61280	SPRING TENSION 3	1				0.02	0.044
070	RC101-53390	SWITCH SAFETY	1				0.12	0.264
072	67111-55830	NUT SAFETY SWITCH	2				0.035	0.077
074	67111-55840	CAP SAFETY SWITCH	1				0.002	0.0044
080	01155-60835	BOLT	1				0.015	0.033
090	02114-60080	NUT	1				0.002	0.0044
100	35593-83980	CAP RUBBER	1				0.001	0.0022

CONTROL LEVER (SAFETY LOCK LEVER)



RC408-009-12

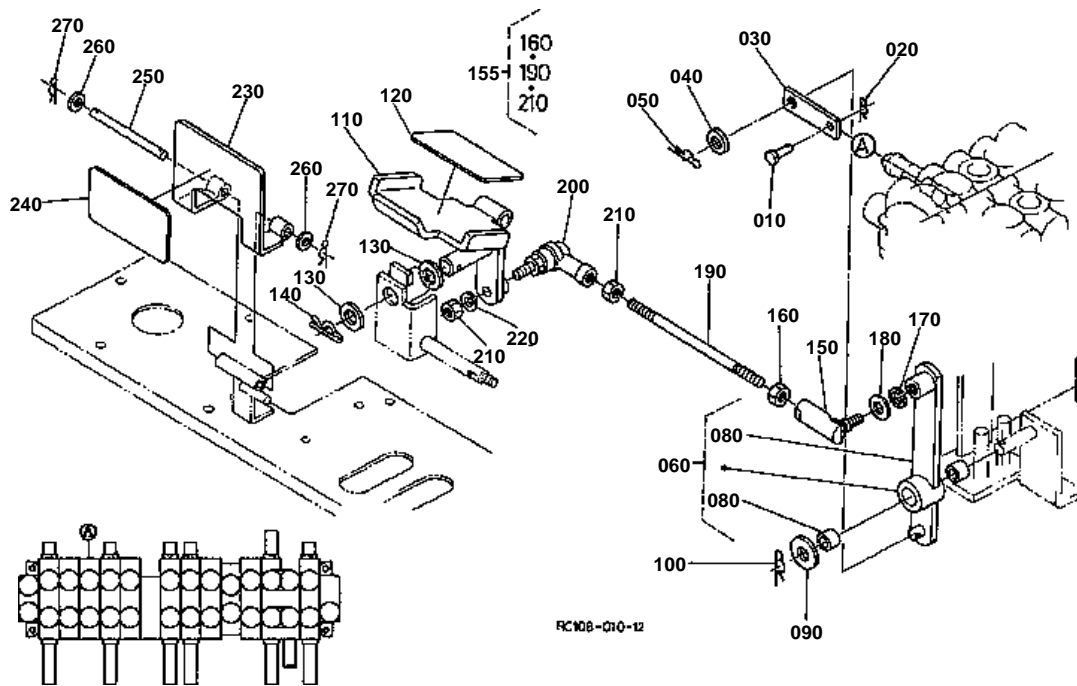


CONTROL LEVER (SAFETY LOCK LEVER)

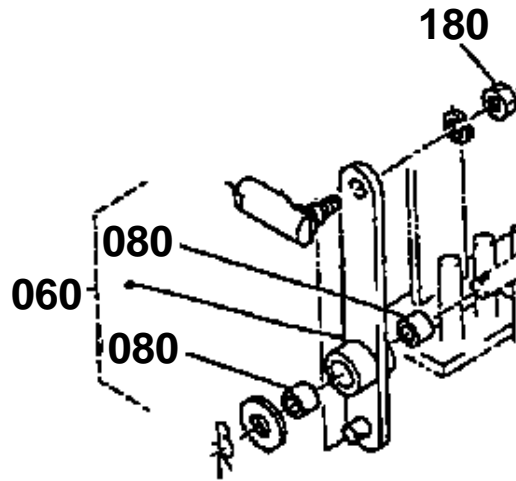
↔ Interchangeable; ≠ not interchangeable; ← new for old; → old for new

REF.No	Part No.	Description	Q'ty	S.No.	I/C	REMARKS	Weight (kgf)	Weight (lb)
010	RC108-65742	LEVER LOCK LH	1				0.3	0.66
020	RC101-65750	LEVER LOCK RH	1				0.44	0.968
030	RC101-65780	LEVER SPRING	2				0.115	0.253
040	05411-00430	PIN SPRING	2				0.002	0.0044
050	RC101-65790	SPRING	2				0.03	0.066
060	RC108-65840	LEVER LOCK	1				0.63	1.386
065	RB208-65860	LEVER LOCK LH	1				1	2.2
070	01135-61025	BOLT	2				0.04	0.088
080	RC101-65760	GRIP LEVER	2				0.028	0.0616
090	RC101-53390	SWITCH SAFETY	2				0.12	0.264
100	67111-55830	NUT SAFETY SWITCH	4				0.035	0.077
110	67111-55840	CAP SAFETY SWITCH	2				0.002	0.0044
120	68551-51250	CUSHION	2				0.001	0.0022

CONTROL PEDAL (SWIVEL/SWING CHANGE)



060 RC101-6505-0
180 02118-60100



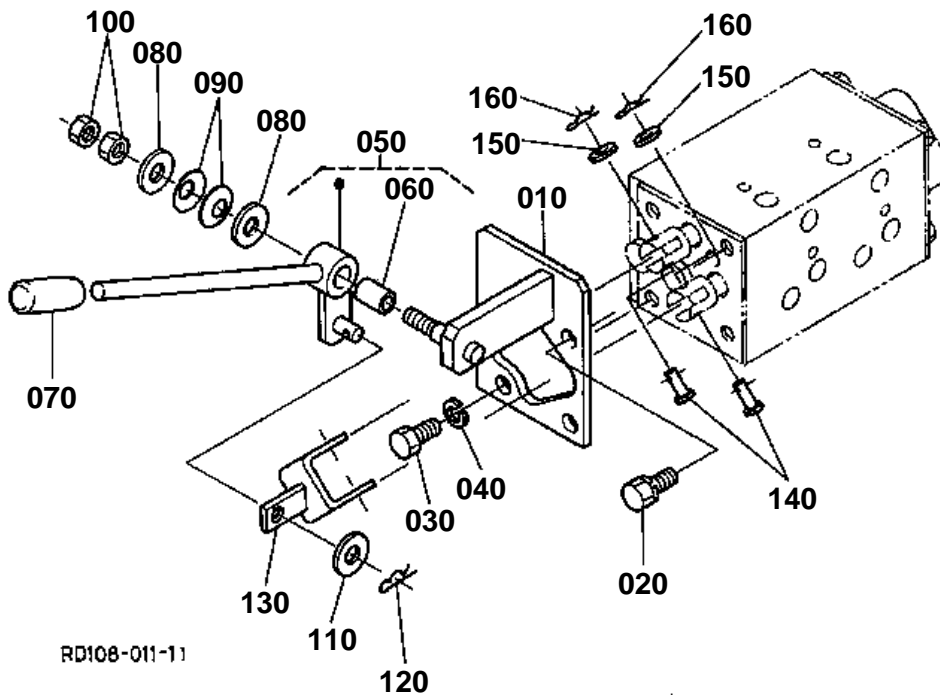
RC108-800-10

**CONTROL PEDAL (SWIVEL/SWING CHANGE)**

↔ Interchangeable; ≠ not interchangeable; ← new for old; → old for new

REF.No	Part No.	Description	Q'ty	S.No.	I/C	REMARKS	Weight (kgf)	Weight (lb)
010	68021-32790	PIN	1				0.004	0.0088
020	05525-60500	PIN SNAP	1				0.001	0.0022
030	RC101-65470	PLATE	1				0.035	0.077
040	04013-60080	WASHER PLAIN	1				0.002	0.0044
050	05525-50800	PIN SNAP	1				0.001	0.0022
060	RC101-65050	ASSY LEVER SWING	1	≤11503			0.24	0.528
060	RC108-65050	ASSY LEVER SWING	1	≥11504	←		0.25	0.55
070	99999-99999	BLANK	0				0	0
080	08511-01410	BUSH	2				0.005	0.011
090	04013-60140	WASHER PLAIN	1				0.01	0.022
100	05525-51400	PIN SNAP	1				0.005	0.011
110	RC108-92160	PEDAL SWING SP	1				0.55	1.21
120	RC101-65580	SEAT	1				0.002	0.0044
130	04011-50140	WASHER PLAIN	2				0.007	0.0154
140	05525-51400	PIN SNAP	1				0.005	0.011
150	68221-34310	END ROD LH	1				0.096	0.2112
155	RC108-88322	ASSY ROD	1				0.13	0.286
160	68011-32680	NUT LOCK	1				0.006	0.0132
170	04512-60100	WASHER SPRING	1				0.002	0.0044
180	02118-60100	NUT	1	≤11503			0.006	0.0132
180	04013-60100	WASHER PLAIN	1	≥11504	≠		0.003	0.0066
190	RC108-65480	ROD	1	≤11748			0	0
190	RC108-65482	ROD	1	≥11749	←		0.11	0.242
200	52300-75170	BALL LINK	1				0.1	0.22
210	02118-60100	NUT	1				0.006	0.0132
220	04512-60100	WASHER SPRING	1				0.002	0.0044
230	RB401-65430	COVER SWING	1				0.267	0.5874
240	68151-92180	STOPPER	1				0.01	0.022
250	RC101-65440	PIN SWING COVER	1				0.02	0.044
260	04013-60060	WASHER PLAIN	2				0.001	0.0022
270	05525-60600	PIN SNAP	2				0.001	0.0022

CONTROL LEVER (TPSS)



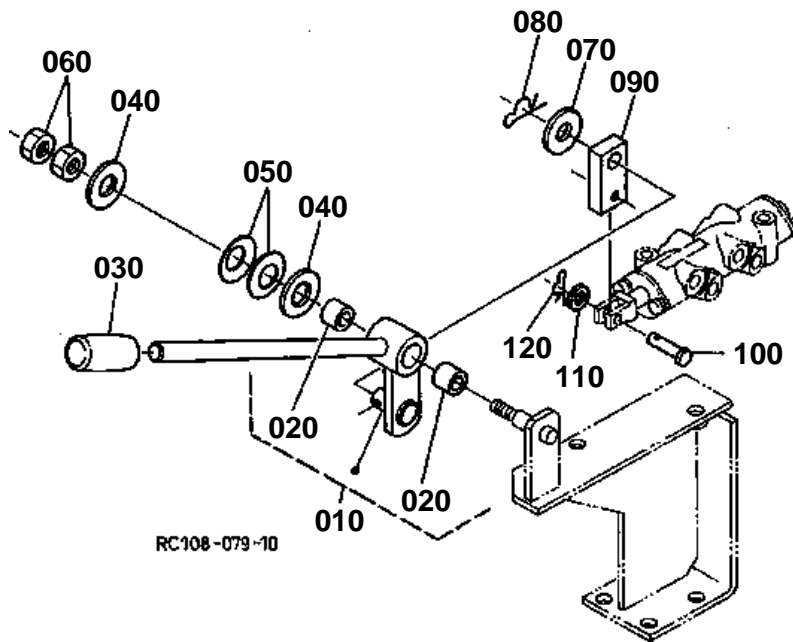


CONTROL LEVER (TPSS)
[KTC KCL]S.NO.A:<=11605

↔ Interchangeable; ≠ not interchangeable; ← new for old; → old for new

REF.No	Part No.	Description	Q'ty	S.No.	I/C	REMARKS	Weight (kgf)	Weight (lb)
010	RD108-96720	BRACKET JD CHANGE	1				0.53	1.166
020	01133-61020	BOLT	3				0.02	0.044
030	68301-96950	BOLT	1				0.02	0.044
040	04512-60100	WASHER SPRING	1				0.002	0.0044
050	RD108-96700	ASSY LEVER(JD)	1				0.2	0.44
060	08511-01220	BUSH	1				0.004	0.0088
070	68311-44290	CAP	1				0.01	0.022
080	04013-60100	WASHER PLAIN	2				0.003	0.0066
090	68721-65740	SPRING PLATE	2				0.002	0.0044
100	02118-60100	NUT	2				0.006	0.0132
110	04013-60100	WASHER PLAIN	1				0.003	0.0066
120	05525-61000	PIN SNAP	1				0.002	0.0044
130	68658-65120	LINK	1				0.1	0.22
140	68191-65610	PIN JOINT	2				0.001	0.0022
150	04012-50050	WASHER PLAIN	2				0.001	0.0022
160	05525-60500	PIN SNAP	2				0.001	0.0022

CONTROL LEVER (TPSS)



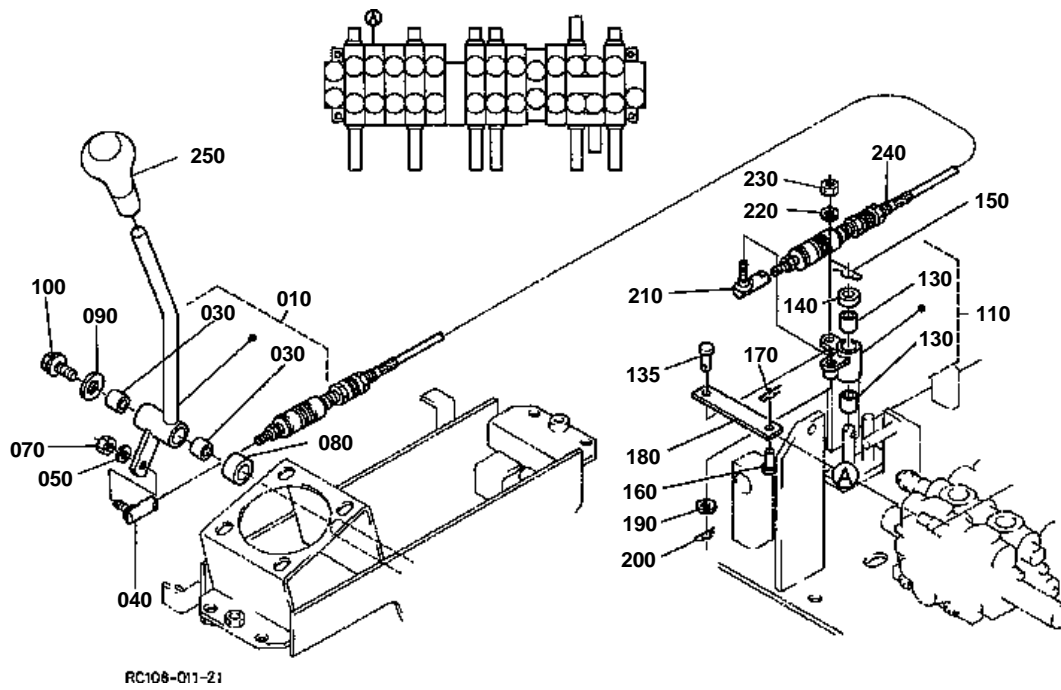


CONTROL LEVER (TPSS)
[KTC KCL]S.NO.A:>=11606

↔ Interchangeable; ≠ not interchangeable; ← new for old; → old for new

REF.No	Part No.	Description	Q'ty	S.No.	I/C	REMARKS	Weight (kgf)	Weight (lb)
010	RC108-96100	ASSY LEVER(TPSS)	1				0.25	0.55
020	08511-01210	BUSH	2				0.005	0.011
030	68311-44290	CAP	1				0.01	0.022
040	04013-60100	WASHER PLAIN	2				0.003	0.0066
050	68721-65740	SPRING PLATE	2				0.002	0.0044
060	02118-60100	NUT	2				0.006	0.0132
070	04013-60100	WASHER PLAIN	1				0.003	0.0066
080	05525-61000	PIN SNAP	1				0.002	0.0044
090	RB208-96820	PLATE	1				0	0
100	68191-65610	PIN JOINT	1				0.001	0.0022
110	04012-50050	WASHER PLAIN	1				0.001	0.0022
120	05525-60500	PIN SNAP	1				0.001	0.0022

CONTROL LEVER (BLADE)





CONTROL LEVER (BLADE)

↔ Interchangeable; ≠ not interchangeable; ← new for old; → old for new

REF.No	Part No.	Description	Q'ty	S.No.	I/C	REMARKS	Weight (kgf)	Weight (lb)
010	RC101-65082	ASSY LEVER DOZER	1				0.42	0.924
020	99999-99999	BLANK	0				0	0
030	08511-01615	BUSH	2				0.01	0.022
040	68311-65230	JOINT UNIVERSAL	1				0.06	0.132
050	04512-60080	WASHER SPRING	1				0.002	0.0044
060	99999-99999	BLANK	0				0	0
070	02114-60080	NUT	1				0.002	0.0044
080	RC101-65720	COLLAR	1				0.028	0.0616
090	04015-60100	WASHER PLAIN	1				0.015	0.033
100	01135-61020	BOLT	1				0.015	0.033
110	RC101-65073	ASSY LEVER DOZER	1				0.09	0.198
120	99999-99999	BLANK	0				0	0
130	08511-01415	BUSH	2				0.006	0.0132
135	05122-50825	PIN JOINT	1				0.011	0.0242
140	RC101-65680	COLLAR	1				0.008	0.0176
150	05525-51400	PIN SNAP	1				0.005	0.011
160	68021-32790	PIN	1				0.004	0.0088
170	05525-60500	PIN SNAP	1				0.001	0.0022
180	RC101-65660	PLATE	1				0.055	0.121
190	04013-60080	WASHER PLAIN	1				0.002	0.0044
200	05525-50800	PIN SNAP	1				0.001	0.0022
210	68311-65230	JOINT UNIVERSAL	1				0.06	0.132
220	04512-60080	WASHER SPRING	1				0.002	0.0044
230	02114-60080	NUT	1				0.002	0.0044
240	68391-65560	CABLE	1				0.89	1.958
250	56501-17530	GRIP	1				0.042	0.0924

**CONTROL LEVER (S/P 1)**

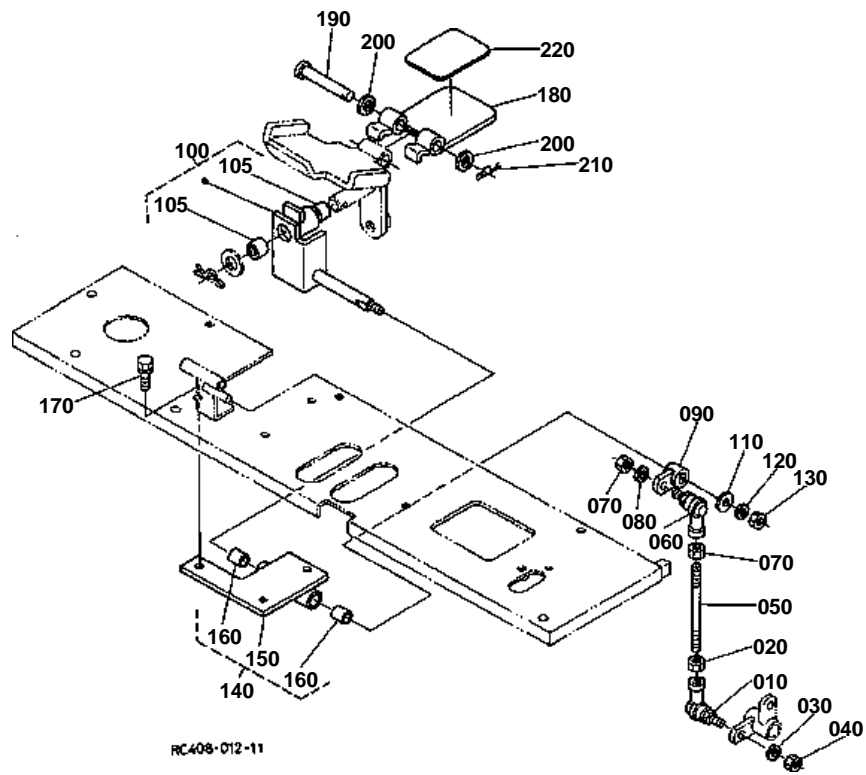
#

REV.MAR.15 '01

↔ Interchangeable; ≠ not interchangeable; ← new for old; → old for new

REF.No	Part No.	Description	Q'ty	S.No.	I/C	REMARKS	Weight (kgf)	Weight (lb)
010	RC101-92010	ASSY LEVER SP	1				0.15	0.33
020	08511-01415	BUSH	2				0.006	0.0132
030	05122-50825	PIN JOINT	1				0.011	0.0242
040	RC101-65680	COLLAR	1				0.008	0.0176
050	05525-51400	PIN SNAP	1				0.005	0.011
060	68021-32790	PIN	1				0.004	0.0088
070	05525-60500	PIN SNAP	1				0.001	0.0022
080	RC101-65660	PLATE	1				0.055	0.121
090	04013-60080	WASHER PLAIN	1				0.002	0.0044
100	05525-50800	PIN SNAP	1				0.001	0.0022
110	68221-34310	END ROD LH	1				0.096	0.2112
120	68011-32680	NUT LOCK	1				0.006	0.0132
130	04512-60100	WASHER SPRING	1				0.002	0.0044
140	02118-60100	NUT	1				0.006	0.0132
150	68221-34320	ROD ADJUSTING	1				0.045	0.099
160	52300-75170	BALL LINK	1				0.1	0.22
170	02118-60100	NUT	1				0.006	0.0132
180	04512-60100	WASHER SPRING	1				0.002	0.0044
190	RC101-92030	ASSY LEVER SP	1				0.16	0.352
200	99999-99999	BLANK	0				0	0
210	08511-01415	BUSH	2				0.006	0.0132
220	04013-60140	WASHER PLAIN	1				0.01	0.022
230	05525-51400	PIN SNAP	1				0.005	0.011
240	RC101-92180	BRACKET SP	1	≤11503			0	0
240	RC101-92182	BRACKET SP	1	≥11504	←		0.4	0.88
250	01133-61025	BOLT	2				0.02	0.044

CONTROL LEVER (S/P 2)

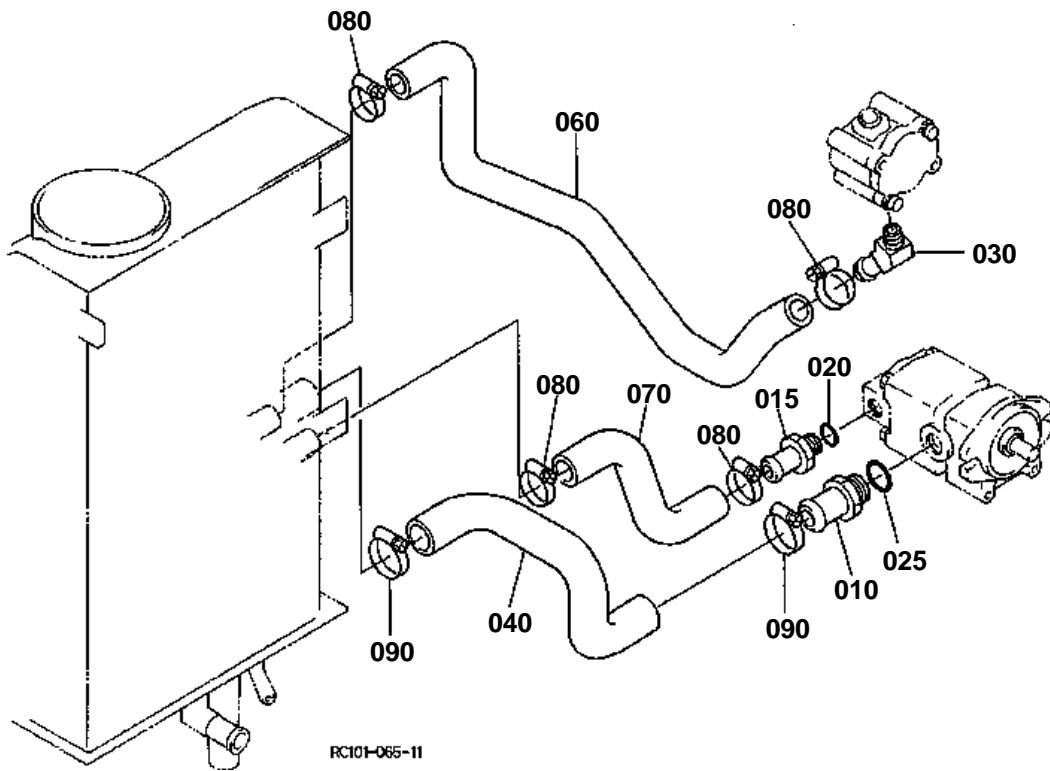


**CONTROL LEVER (S/P 2)**

↔ Interchangeable; ≠ not interchangeable; ← new for old; → old for new

REF.No	Part No.	Description	Q'ty	S.No.	I/C	REMARKS	Weight (kgf)	Weight (lb)
010	54721-31720	BALL LINK	1				0.105	0.231
020	68011-32680	NUT LOCK	1				0.006	0.0132
030	04512-60100	WASHER SPRING	1				0.002	0.0044
040	02118-60100	NUT	1				0.006	0.0132
050	68271-65490	ROD CONTROL	1				0.065	0.143
060	52300-75170	BALL LINK	1				0.1	0.22
070	02118-60100	NUT	1				0.006	0.0132
080	04512-60100	WASHER SPRING	1				0.002	0.0044
090	RC101-92160	LEVER SP	1				0.078	0.1716
100	RC108-92020	ASSY LEVER SP	1				0.45	0.99
105	08511-01410	BUSH	2				0.005	0.011
110	04013-60100	WASHER PLAIN	1				0.003	0.0066
120	04512-60100	WASHER SPRING	1				0.002	0.0044
130	02118-60100	NUT	1				0.006	0.0132
140	RC408-92040	ASSY BRACKET SP	1				0.62	1.364
150	RC408-92140	BRACKET SP	1				0.6	1.32
160	08511-01415	BUSH	2				0.006	0.0132
170	01133-61025	BOLT	4				0.02	0.044
180	RB401-92170	PEDAL SP	1				0.22	0.484
190	05122-51075	PIN JOINT	1				0.046	0.1012
200	04011-50100	WASHER PLAIN	2				0.002	0.0044
210	05525-61000	PIN SNAP	1				0.002	0.0044
220	RB401-92250	STOPPER	1				0.002	0.0044

OIL PIPING (SUCTION)



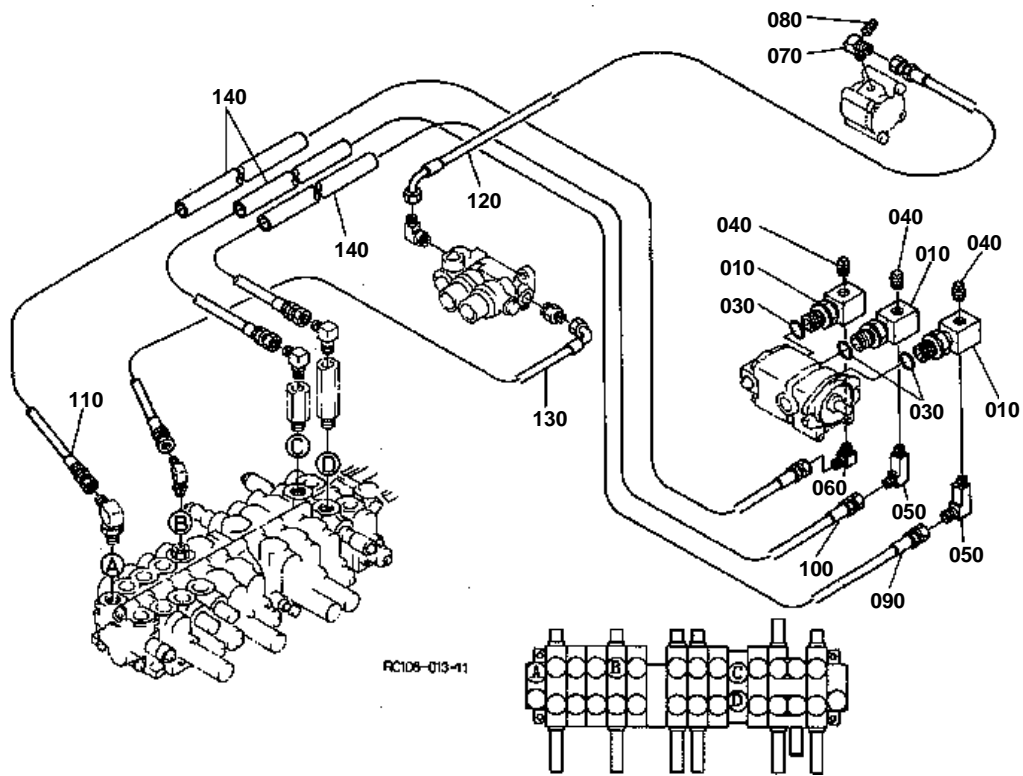


OIL PIPING (SUCTION)

↔ Interchangeable; ≠ not interchangeable; ← new for old; → old for new

REF.No	Part No.	Description	Q'ty	S.No.	I/C	REMARKS	Weight (kgf)	Weight (lb)
010	RC101-63120	JOINT INLET	1				0.34	0.748
015	RC101-63140	JOINT INLET	1				0.18	0.396
020	04810-00240	O RING	1				0	0
025	04810-00290	O RING	1				0	0
030	69254-63170	JOINT SUCTION PIPE	1				0.15	0.33
040	RC101-63112	HOSE SUCTION	1				0.45	0.99
050	99999-99999	BLANK	0				0	0
060	RC101-63150	HOSE SUCTION	1				0.6	1.32
070	RC101-63172	HOSE SUCTION	1				0.21	0.462
080	68311-72820	CLAMP HOSE	4				0.03	0.066
090	68311-72830	CLAMP HOSE	2				0.03	0.066

OIL PIPING (DELIVERY)



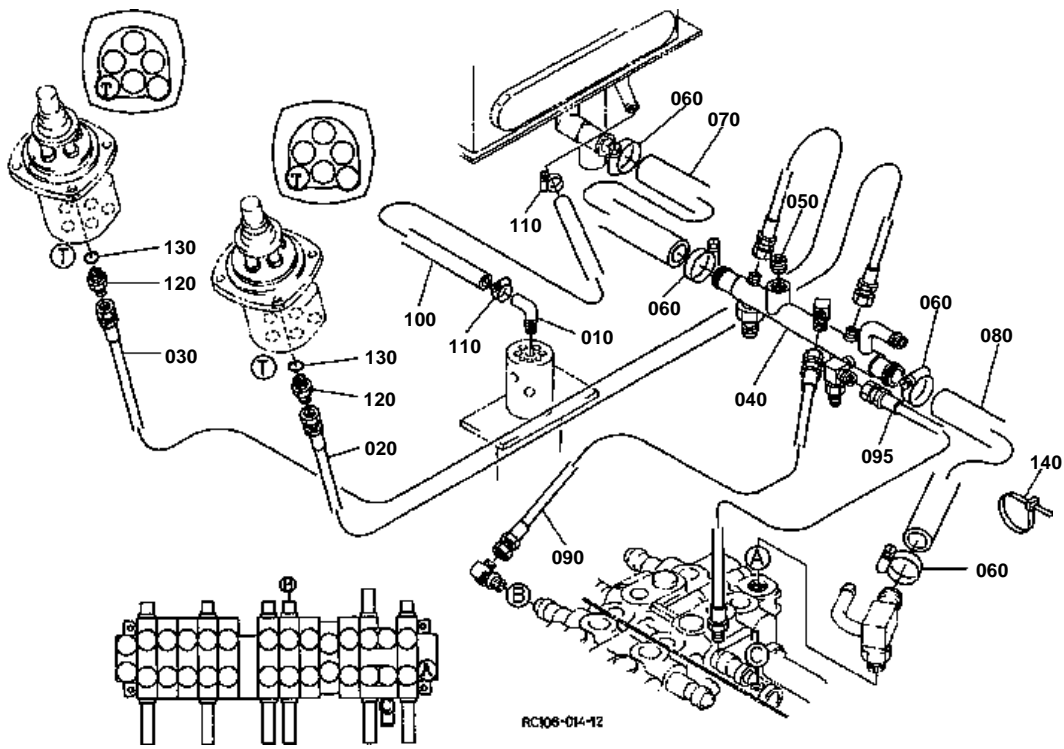


OIL PIPING (DELIVERY)

↔ Interchangeable; ≠ not interchangeable; ← new for old; → old for new

REF.No	Part No.	Description	Q'ty	S.No.	I/C	REMARKS	Weight (kgf)	Weight (lb)
010	RC101-63630	JOINT PIPE(TF/-T/)	3				0.18	0.396
020	99999-99999	BLANK	0				0	0
030	04810-00140	O RING	3				0	0
040	06312-10010	PLUG	3				0.007	0.0154
050	69284-62370	JOINT PIPE(LT/F/)	2				0.25	0.55
060	68891-64860	JOINT	1				0.125	0.275
070	69254-61930	JOINT PIPE(LF/-T/)	1				0.1	0.22
080	06312-10010	PLUG	1				0.007	0.0154
090	RC101-63210	HOSE HYDRAULIC	1				1	2.2
100	RC101-63220	HOSE HYDRAULIC	1				1.1	2.42
110	RC101-63230	HOSE HYDRAULIC	1				0.9	1.98
120	RC101-63240	HOSE HYDRAULIC	1				0.08	0.176
130	RC101-63250	HOSE HYDRAULIC	1				0.25	0.55
140	68721-64380	TUBE PROTECTOR	3				0.03	0.066

OIL PIPING (RETURN)



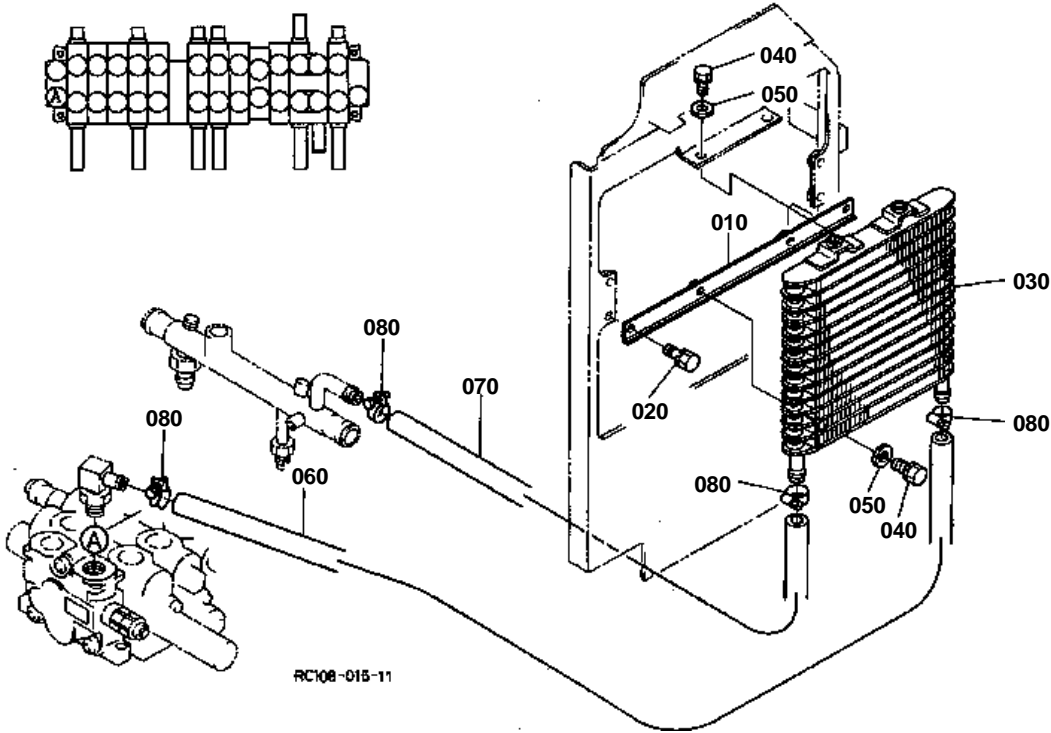


OIL PIPING (RETURN)

↔ Interchangeable; ≠ not interchangeable; ← new for old; → old for new

REF.No	Part No.	Description	Q'ty	S.No.	I/C	REMARKS	Weight (kgf)	Weight (lb)
010	RD401-63980	JOINT PIPE	1				0.048	0.1056
020	RC101-63582	HOSE HYDRAULIC	1			KTA	0.2	0.44
020	RC101-96580	HOSE HYDRAULIC	1			KTC KCL	0.3	0.66
030	RC101-63593	HOSE HYDRAULIC	1				0.2	0.44
040	RC101-63330	PIPE RETURN	1				1	2.2
050	68551-11150	PLUG	1				0.025	0.055
060	68311-72820	CLAMP HOSE	4				0.03	0.066
070	RC101-63340	HOSE	1				0.29	0.638
080	RC108-63350	HOSE	1				0.2	0.44
090	RC101-63370	HOSE HYDRAULIC	1				0.18	0.396
095	RC101-63070	HOSE HYDRAULIC(F-R)	1				0.09	0.198
100	RC101-63610	HOSE RETURN	1				0.16	0.352
110	68311-72810	CLAMP HOSE	2				0.02	0.044
120	68728-76150	ADAPTER	2				0.02	0.044
130	04810-00110	O RING	2				0	0
140	55311-41260	BAND CORD	1			KTC KCL	0.007	0.0154

OIL PIPING (OIL COOLER)



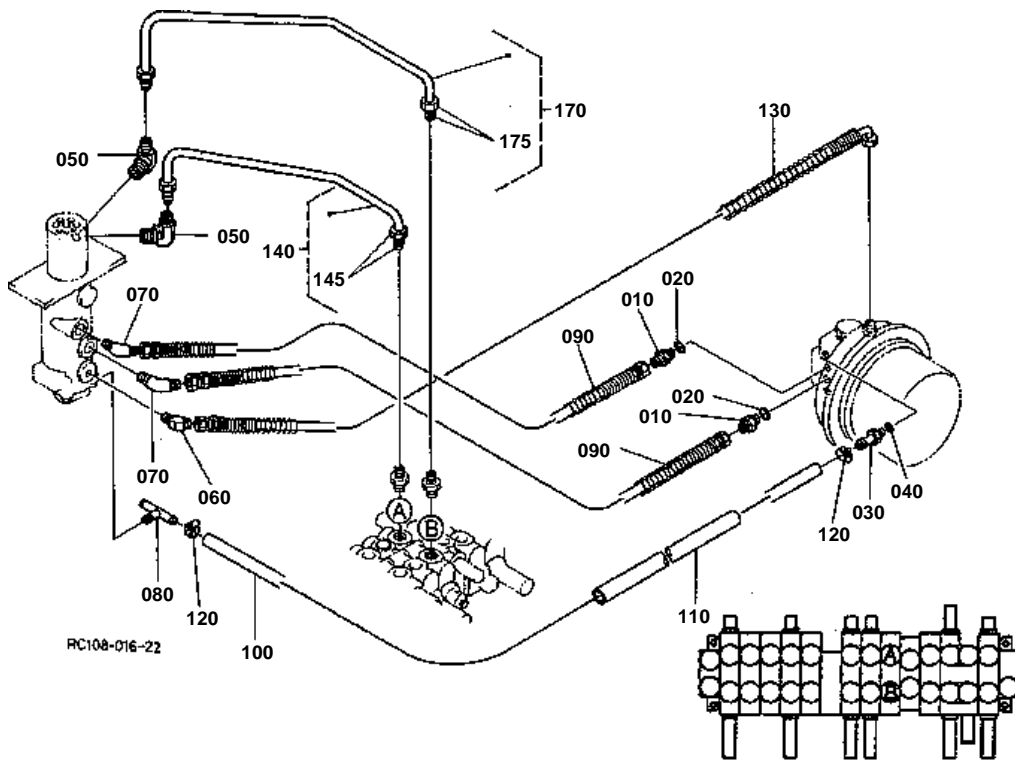


OIL PIPING (OIL COOLER)

↔ Interchangeable; ≠ not interchangeable; ← new for old; → old for new

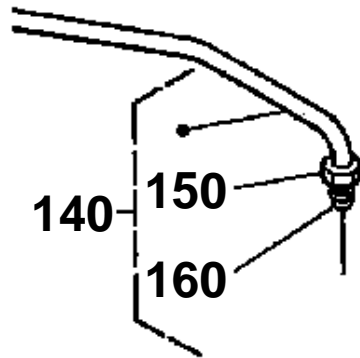
REF.No	Part No.	Description	Q'ty	S.No.	I/C	REMARKS	Weight (kgf)	Weight (lb)
010	68311-64150	STAY	1				0.15	0.33
020	01123-60814	BOLT	2				0.01	0.022
030	68308-64110	COOLER OIL	1				0.7	1.54
040	01202-60614	BOLT	4				0.006	0.0132
050	04013-60060	WASHER PLAIN	4				0.001	0.0022
060	RC301-63650	HOSE	1				0.4	0.88
070	RC101-63660	HOSE	1				0.22	0.484
080	09318-89024	CLAMP HOSE	4				0.02	0.044

OIL PIPING (TRAVEL LH)



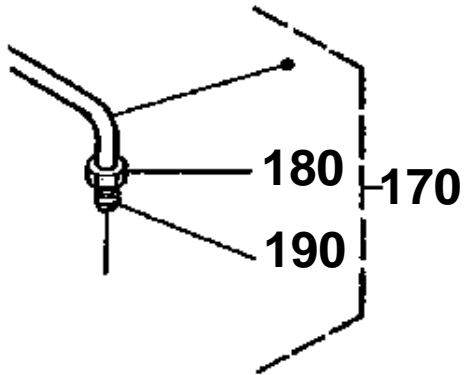
150 68741-6846-0

160 68741-6848-0



180 68741-6846-0

190 68741-6848-0



RC108-806-10



OIL PIPING (TRAVEL LH)

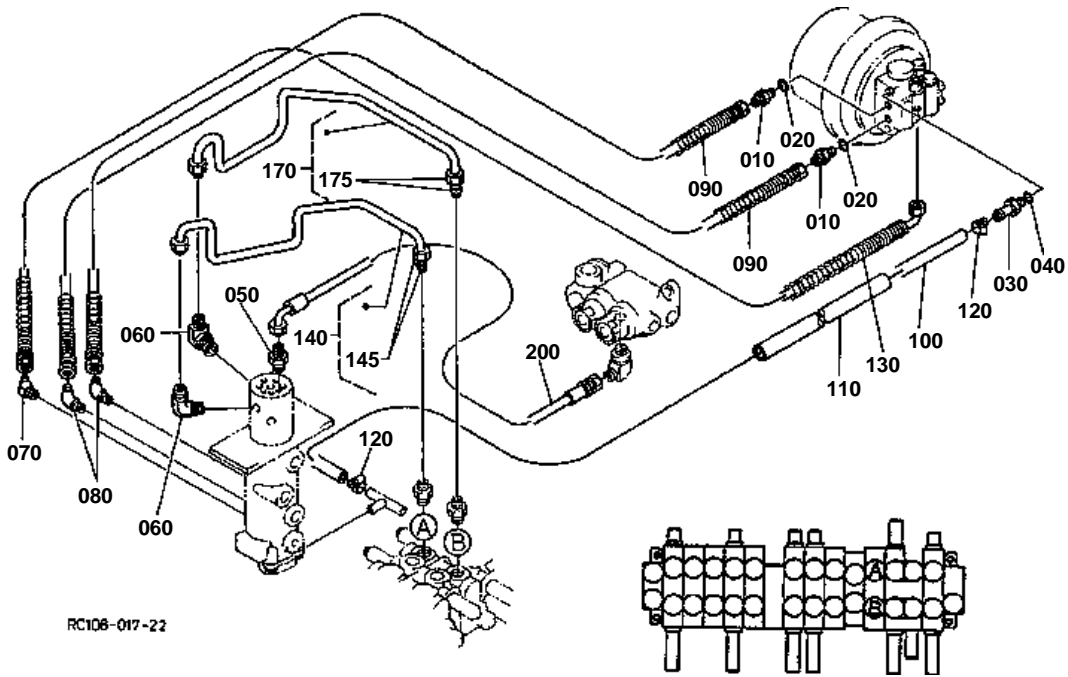
#

REV.MAR.15 '01

↔ Interchangeable; ≠ not interchangeable; ← new for old; → old for new

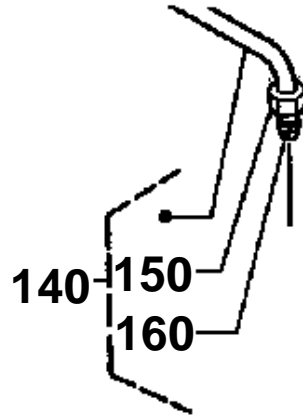
REF.No	Part No.	Description	Q'ty	S.No.	I/C	REMARKS	Weight (kgf)	Weight (lb)
010	68311-64320	JOINT PIPE	2				0.05	0.11
020	04810-00140	O RING	2				0	0
030	RC101-63970	JOINT PIPE(F-)	1				0.04	0.088
040	04810-00110	O RING	1				0	0
050	R1401-68530	PIPE JOINT ELBOW(T)	2	<=11878			0.08	0.176
050	R1401-68530	JOINT	2	>=11879	↔		0.08	0.176
060	68171-76440	ADAPTER	1				0.03	0.066
070	68191-92560	ADAPTER	2				0.1	0.22
080	68171-63552	T JOINT PIPE(T-)	1	<=11888			0.001	0.0022
080	68171-63552	TEE ADAPTER	1	>=11889	↔		0.001	0.0022
090	68311-63710	HOSE	2				0.8	1.76
100	68311-63720	HOSE	1				0.13	0.286
110	68311-63730	TUBE	1				0.11	0.242
120	68311-72810	CLAMP HOSE	2	<=11443			0.02	0.044
120	RB101-63630	CLAMP HOSE	2	>=11444	↔		0.015	0.033
130	RC101-64470	HOSE HYDRAULIC	1				0.396	0.8712
140	RC108-64910	PIPE HYDRAULIC	1				0	0
145	06020-31202	JOINT PIPE	2	>=11867			0.025	0.055
150	68741-68460	NUT	2	<=11866			0	0
160	68741-68480	SLEEVE	2	<=11866			0	0
170	RC108-64920	PIPE HYDRAULIC	1				0	0
175	06020-31202	JOINT PIPE	2	>=11867			0.025	0.055
180	68741-68460	NUT	2	<=11866			0	0
190	68741-68480	SLEEVE	2	<=11866			0	0

OIL PIPING (TRAVEL RH)



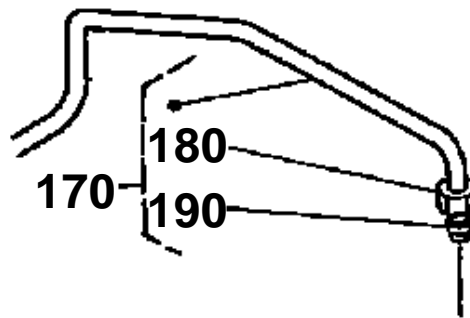
150 68741-6846-0

160 68741-6848-0



180 68741-6846-0

190 68741-6848-0



RC108-807-10

**OIL PIPING (TRAVEL RH)**

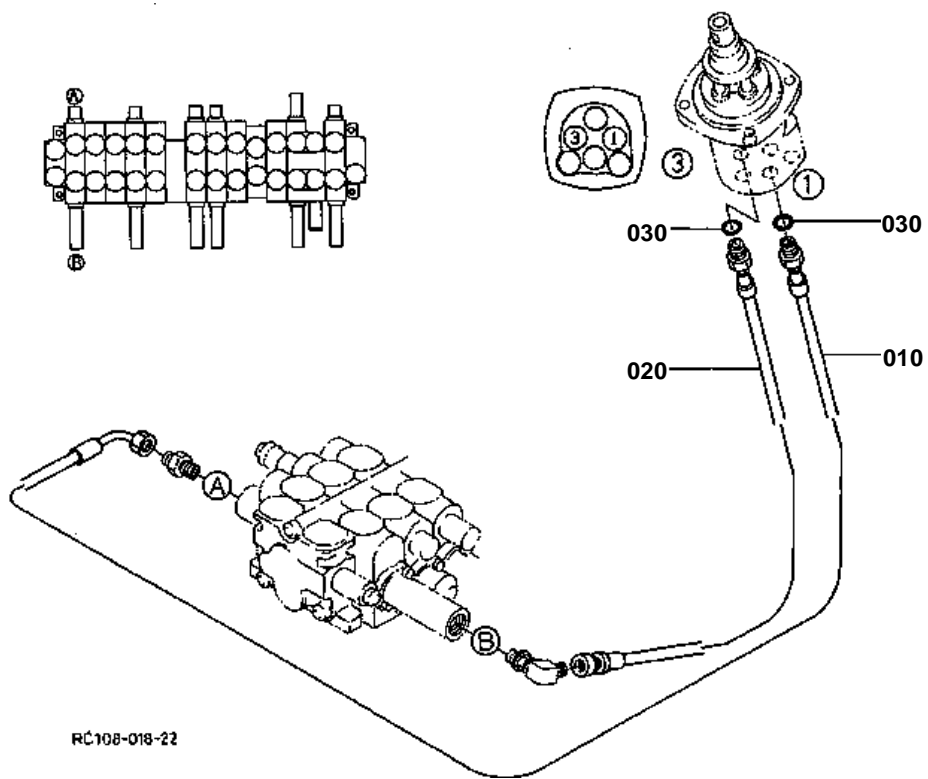
#

REV.MAR.15 '01

↔ Interchangeable; ≠ not interchangeable; ← new for old; → old for new

REF.No	Part No.	Description	Q'ty	S.No.	I/C	REMARKS	Weight (kgf)	Weight (lb)
010	68311-64320	JOINT PIPE	2				0.05	0.11
020	04810-00140	O RING	2				0	0
030	RC101-63970	JOINT PIPE(F-)	1				0.04	0.088
040	04810-00110	O RING	1				0	0
050	68551-63410	ADAPTER	1				0.016	0.0352
060	R1401-68530	PIPE JOINT ELBOW(T)	2	<=11878			0.08	0.176
060	R1401-68530	JOINT	2	>=11879	↔		0.08	0.176
070	68171-76440	ADAPTER	1				0.03	0.066
080	68191-92560	ADAPTER	2				0.1	0.22
090	68311-63710	HOSE	2				0.8	1.76
100	68311-63720	HOSE	1				0.13	0.286
110	68311-63730	TUBE	1				0.11	0.242
120	68311-72810	CLAMP HOSE	2	<=11443			0.02	0.044
120	RB101-63630	CLAMP HOSE	2	>=11444	↔		0.015	0.033
130	RC101-64470	HOSE HYDRAULIC	2				0.396	0.8712
140	RC108-64930	PIPE HYDRAULIC	1				0	0
145	06020-31202	JOINT PIPE	2	>=11867			0.025	0.055
150	68741-68460	NUT	2	<=11866			0	0
160	68741-68480	SLEEVE	2	<=11866			0	0
170	RC108-64940	PIPE HYDRAULIC	1				0	0
175	06020-31202	JOINT PIPE	2	>=11867			0.025	0.055
180	68741-68460	NUT	2	<=11866			0	0
190	68741-68480	SLEEVE	2	<=11866			0	0
200	RC101-63510	HOSE HYDRAULIC	1				0.1	0.22

OIL PIPING (SWIVEL 1)



RC108-018-22

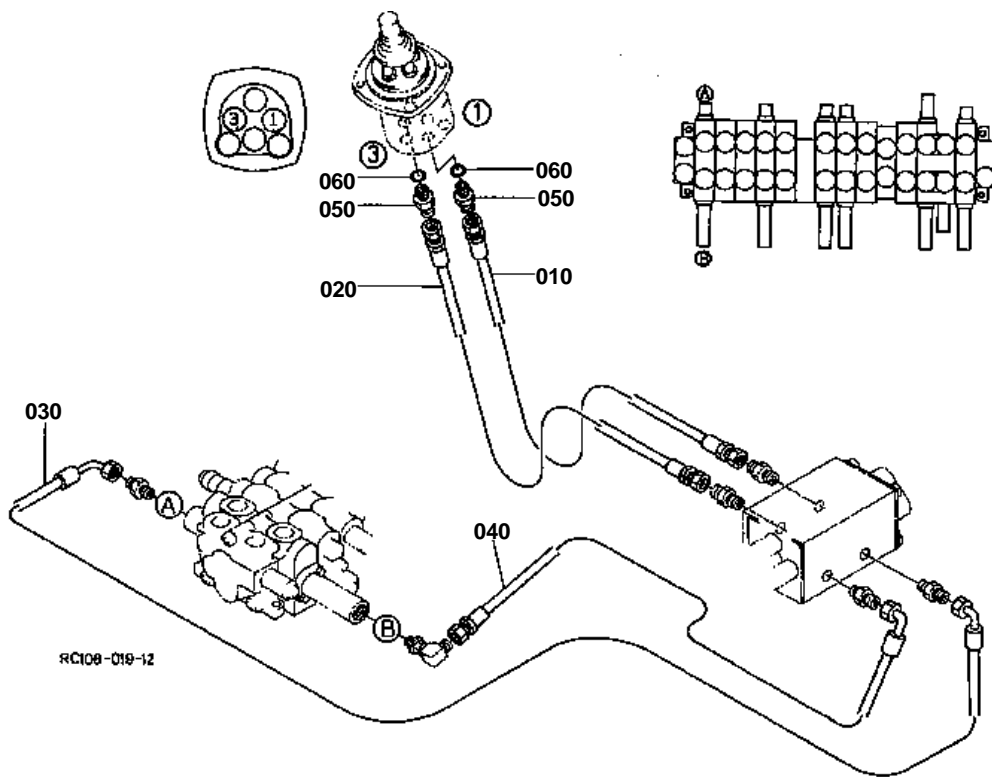


OIL PIPING (SWIVEL 1)

↔ Interchangeable; ≠ not interchangeable; ← new for old; → old for new

REF.No	Part No.	Description	Q'ty	S.No.	I/C	REMARKS	Weight (kgf)	Weight (lb)
010	RC101-63562	HOSE HYDRAULIC	1	<=11720			0	0
010	RC101-63564	HOSE HYDRAULIC	1	>=11721	↔		0.32	0.704
020	RC101-63570	HOSE HYDRAULIC	1	<=11720			0	0
020	RC101-63573	HOSE HYDRAULIC	1	>=11721	↔		0.27	0.594
030	04810-00110	O RING	14				0	0

OIL PIPING (SWIVEL 1)



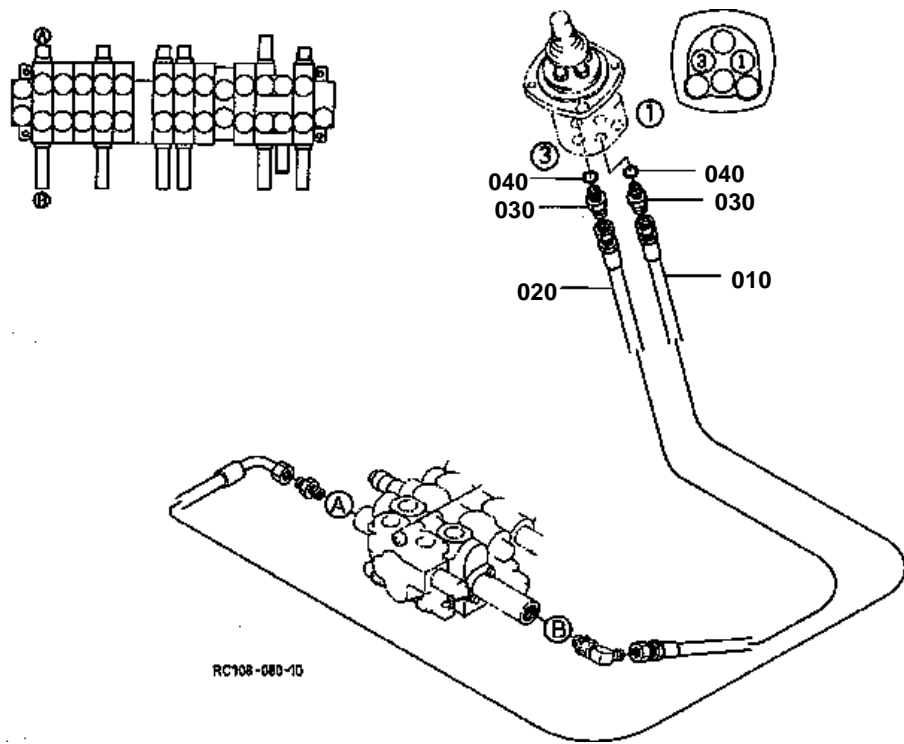


OIL PIPING (SWIVEL 1)
S.NO.A:<=11605

↔ Interchangeable; ≠ not interchangeable; ← new for old; → old for new

REF.No	Part No.	Description	Q'ty	S.No.	I/C	REMARKS	Weight (kgf)	Weight (lb)
010	RC101-96433	HOSE HYDRAULIC	1				0.2	0.44
020	RC101-96443	HOSE HYDRAULIC	1				0.21	0.462
030	RC101-96370	HOSE HYDRAULIC	1				0.22	0.484
040	RC101-96380	HOSE HYDRAULIC	1				0.18	0.396
050	68728-76150	ADAPTER	2				0.02	0.044
060	04810-00110	O RING	2				0	0

OIL PIPING (SWIVEL 1)



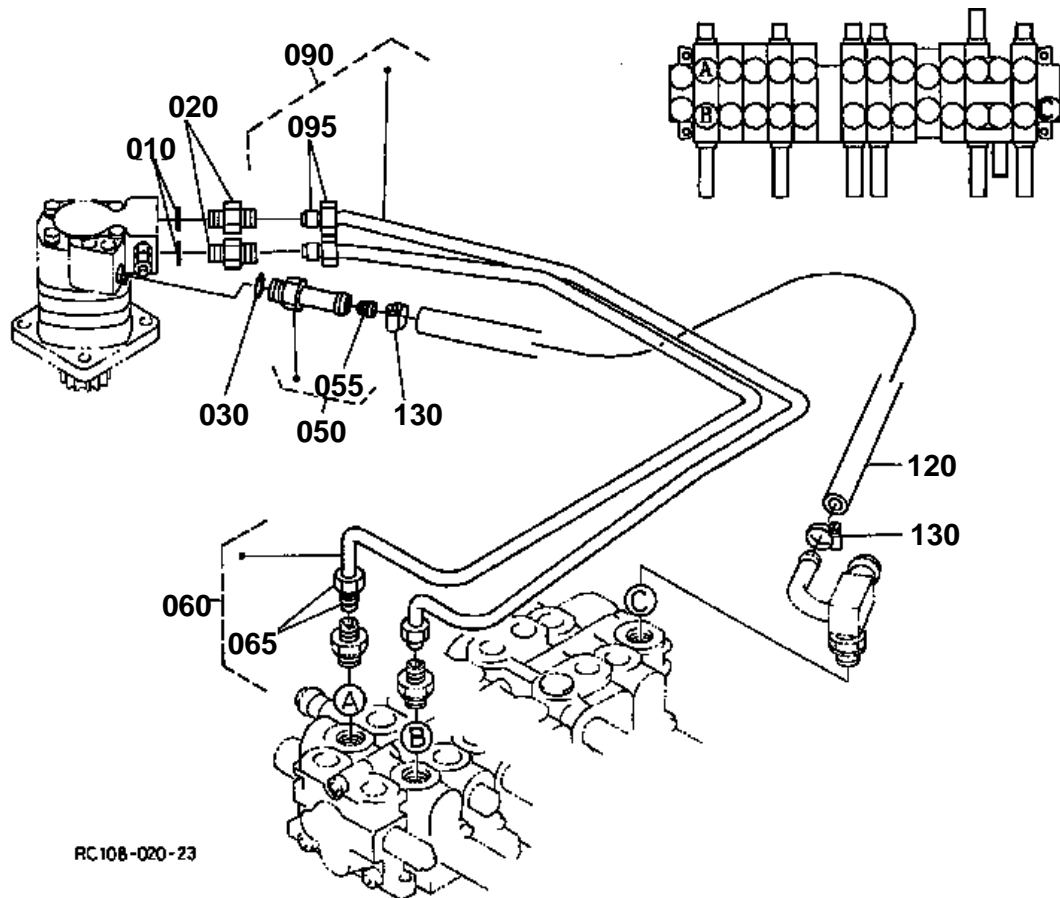


OIL PIPING (SWIVEL 1)
S.NO.A:>=11606

↔ Interchangeable; ≠ not interchangeable; ← new for old; → old for new

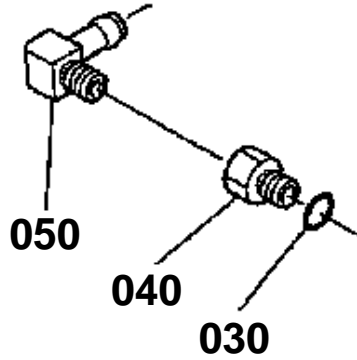
REF.No	Part No.	Description	Q'ty	S.No.	I/C	REMARKS	Weight (kgf)	Weight (lb)
010	RC108-96430	HOSE HYDRAULIC	1				0.3	0.66
020	RC108-96440	HOSE HYDRAULIC	1				0.24	0.528
030	68728-76150	ADAPTER	2				0.02	0.044
040	04810-00110	O RING	2				0	0

OIL PIPING (SWIVEL 2)



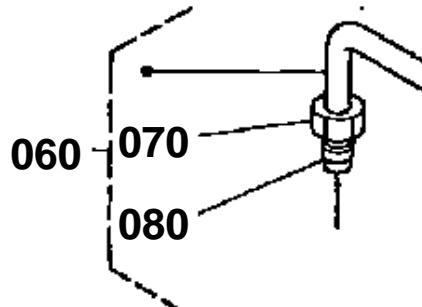
040 69110-6333-0

050 68191-6428-0



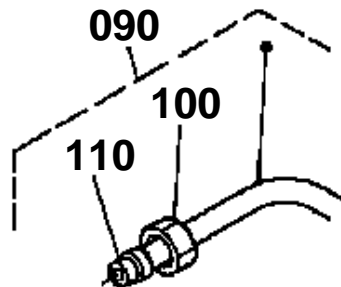
070 68741-6846-0

080 68741-6848-0



100 68741-6846-0

110 68741-6848-0



RC108-808-10

**OIL PIPING (SWIVEL 2)**

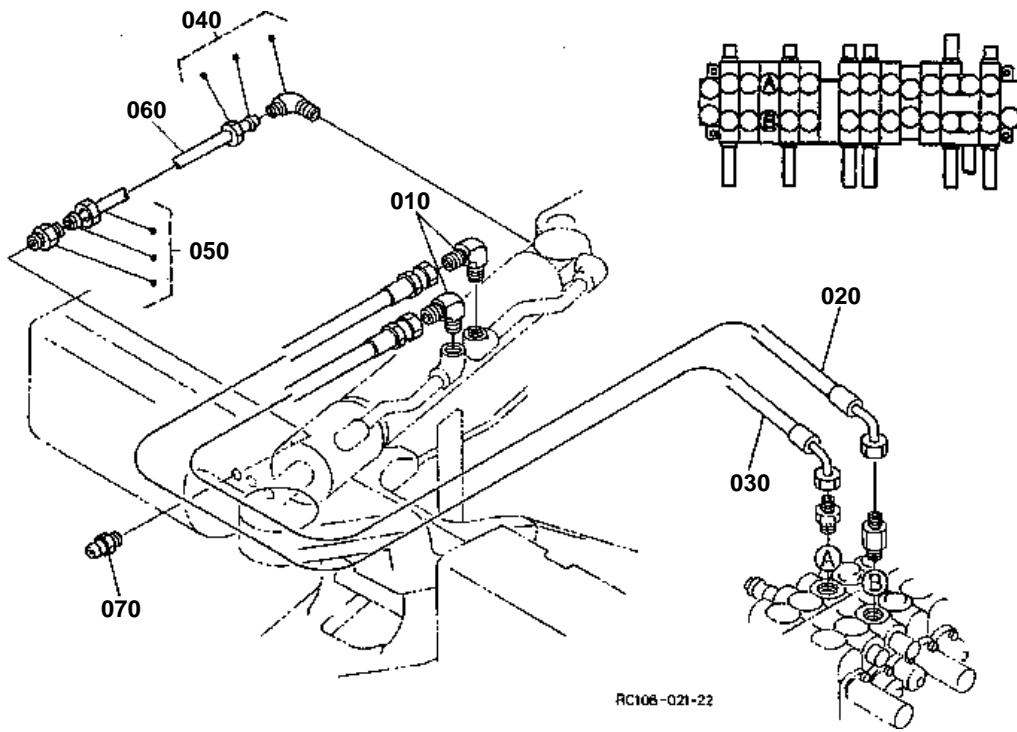
#

REV.MAR.15 '01

↔ Interchangeable; ≠ not interchangeable; ← new for old; → old for new

REF.No	Part No.	Description	Q'ty	S.No.	I/C	REMARKS	Weight (kgf)	Weight (lb)
010	04810-00140	O RING	2				0	0
020	68741-68380	BODY	2	≤11866			0	0
020	06012-71231	JOINT PIPE	2	≥11867	↔		0.05	0.11
020	06012-51232	JOINT PIPE	2	≥11879	↔		0.05	0.11
030	04810-00140	O RING	1				0	0
040	69110-63330	BUSHING	1	≤11778			0.05	0.11
050	68191-64280	JOINT PIPE(LT/-)	1	≤11866			0.1	0.22
050	RP401-61830	JOINT PIPE	1	≥11867	≠		0.085	0.187
050	RC101-63800	JOINT	1	≥12086	←		0.08	0.176
055	T1062-46140	FILTER	1	≥12086			0.003	0.0066
060	RC101-64550	PIPE HYDRAULIC	1	≤11778			0.55	1.21
060	RC101-64552	PIPE HYDRAULIC	1	≥11779	≠		0.46	1.012
065	06020-31202	JOINT PIPE	2	≥11867			0.025	0.055
070	68741-68460	NUT	2	≤11866			0	0
080	68741-68480	SLEEVE	2	≤11866			0	0
090	RC101-64560	PIPE HYDRAULIC	1	≤11778			0.53	1.166
090	RC101-64562	PIPE HYDRAULIC	1	≥11779	≠		0.47	1.034
095	06020-31202	JOINT PIPE	2	≥11867			0.025	0.055
100	68741-68460	NUT	2	≤11866			0	0
110	68741-68480	SLEEVE	2	≤11866			0	0
120	RC101-64530	HOSE	1	≤11866			0.16	0.352
120	RC101-64540	HOSE	1	≥11867	≠		0.8	1.76
130	68311-72810	CLAMP HOSE	2				0.02	0.044

OIL PIPING (SWING)





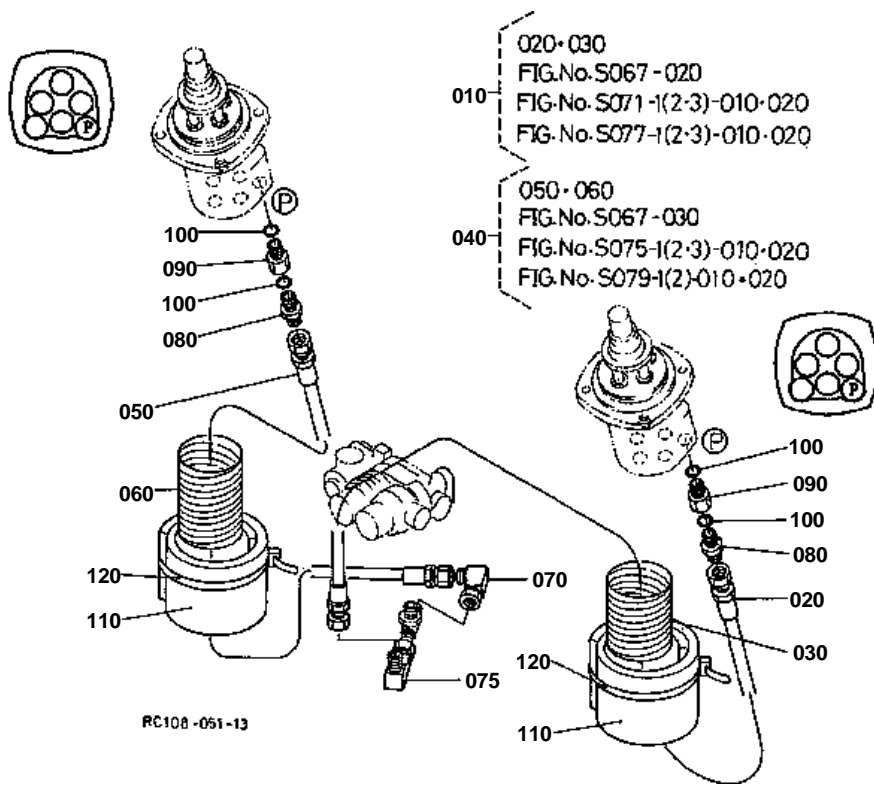
OIL PIPING (SWING)
#

REV.MAR.15 '01

↔ Interchangeable; ≠ not interchangeable; ← new for old; → old for new

REF.No	Part No.	Description	Q'ty	S.No.	I/C	REMARKS	Weight (kgf)	Weight (lb)
010	54611-35510	ADAPTER	2	<=11767			0	0
010	68331-63230	ELBOW ADAPTER	2	>=11768	↔		0	0
010	06114-52021	JOINT	2	>=11867	↔		0.05	0.11
020	RC101-64620	HOSE HYDRAULIC	1				0.25	0.55
030	RC101-64610	HOSE HYDRAULIC	1				0.3	0.66
040	68721-67390	CONNECTOR	1				0.035	0.077
050	68721-67480	CONNECTOR	1				0.02	0.044
060	68493-19210	TUBE NYLON	1				0.05	0.11
070	06611-15010	NIPPLE GREASE	1				0.01	0.022

OIL PIPING (LOCK)



**OIL PIPING (LOCK)**

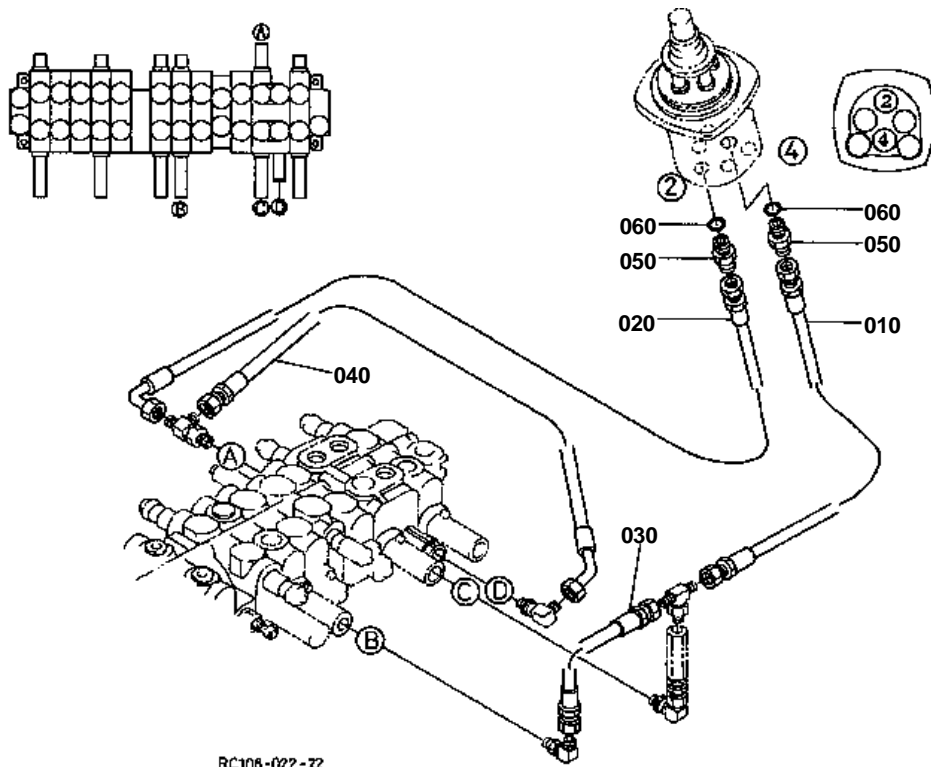
#

REV.MAR.15 '01

↔ Interchangeable; ≠ not interchangeable; ← new for old; → old for new

REF.No	Part No.	Description	Q'ty	S.No.	I/C	REMARKS	Weight (kgf)	Weight (lb)
010	RC101-63405	ASSY HOSE PILOT LH	1	<=11805		KTA	6	13.2
010	RC101-63407	ASSY HOSE PILOT LH	1	>=11806	←	KTA	0	0
010	RC101-63605	ASSY MULTI LH	1	<=11605		KTC KCL	1.8	3.96
010	RC108-63602	ASSY HOSE TPSS LH	1	>=11606	≠	KTC KCL	0	0
020	RC101-63264	HOSE HYDRAULIC	1			KTA	0.3	0.66
020	RC101-96260	HOSE HYDRAULIC	1			KTC KCL	0.3	0.66
030	RC101-63782	TUBE SPIRAL	1				0.15	0.33
040	RC101-63505	ASSY HOSE PILOT RH	1			KTA	0	0
040	RC101-63705	ASSY MULTI RH	1	<=11605		KTC KCL	1.7	3.74
040	RC108-63702	ASSY HOSE TPSS RH	1	>=11606	≠	KTC KCL	0	0
050	RC101-63274	HOSE HYDRAULIC	1				0.2	0.44
060	RC101-63792	TUBE SPIRAL	1				0.09	0.198
070	RC101-63180	JOINT	1				0.1	0.22
075	RC101-63160	JOINT	1				0.1	0.22
080	68728-76150	ADAPTER	2				0.02	0.044
090	68499-83740	FILTER	2				0.04	0.088
100	04810-00110	O RING	4				0	0
110	RC101-44880	SPONGE SEAL	2				0.019	0.0418
120	55311-41260	BAND CORD	2				0.007	0.0154

OIL PIPING (BOOM 1)



RC106-022-ZZ



OIL PIPING (BOOM 1)

↔ Interchangeable; ≠ not interchangeable; ← new for old; → old for new

REF.No	Part No.	Description	Q'ty	S.No.	I/C	REMARKS	Weight (kgf)	Weight (lb)
010	RC101-63412	HOSE HYDRAULIC	1				0.2	0.44
020	RC101-63433	HOSE HYDRAULIC	1				0.2	0.44
030	RC101-63420	HOSE HYDRAULIC	1				0.12	0.264
040	RC101-63440	HOSE HYDRAULIC	1				0.19	0.418
050	68728-76150	ADAPTER	2				0.02	0.044
060	04810-00110	O RING	2				0	0

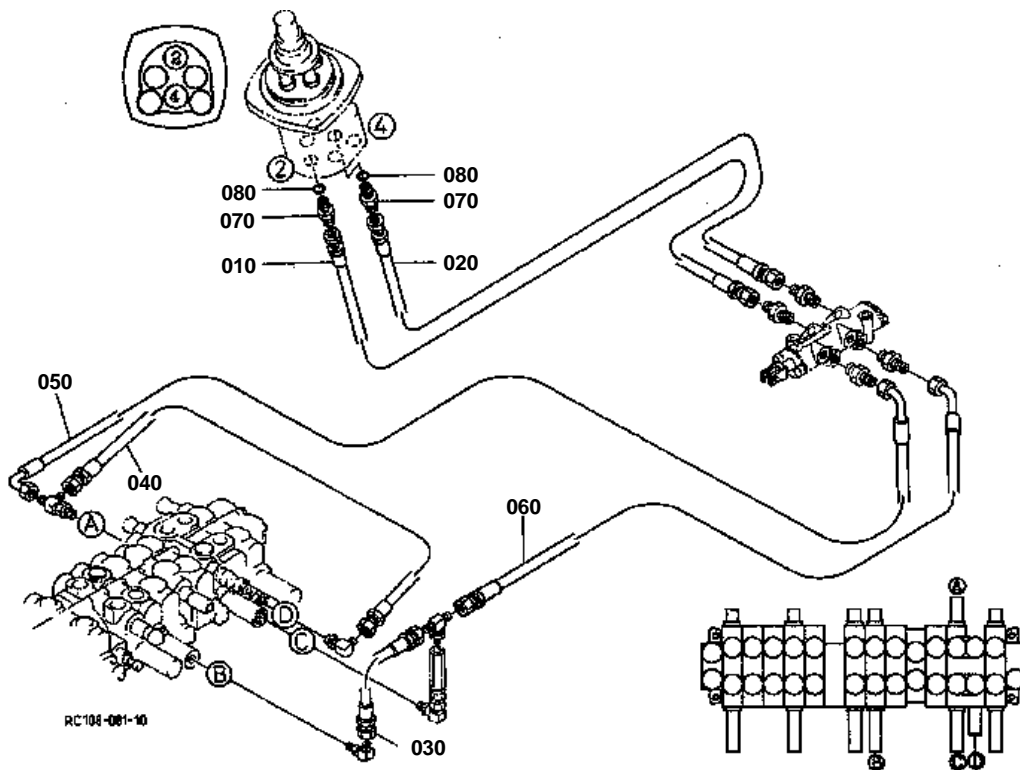


OIL PIPING (BOOM 1)
S.NO.A:<=11605

↔ Interchangeable; ≠ not interchangeable; ← new for old; → old for new

REF.No	Part No.	Description	Q'ty	S.No.	I/C	REMARKS	Weight (kgf)	Weight (lb)
010	RC101-96453	HOSE HYDRAULIC	1				0.2	0.44
020	RC101-96463	HOSE HYDRAULIC	1				0.2	0.44
030	RC101-63420	HOSE HYDRAULIC	1				0.12	0.264
040	RC101-63440	HOSE HYDRAULIC	1				0.19	0.418
050	RC101-96320	HOSE HYDRAULIC	1				0.12	0.264
060	RC101-96320	HOSE HYDRAULIC	1				0.12	0.264
070	68728-76150	ADAPTER	2				0.02	0.044
080	04810-00110	O RING	2				0	0

OIL PIPING (BOOM 1)



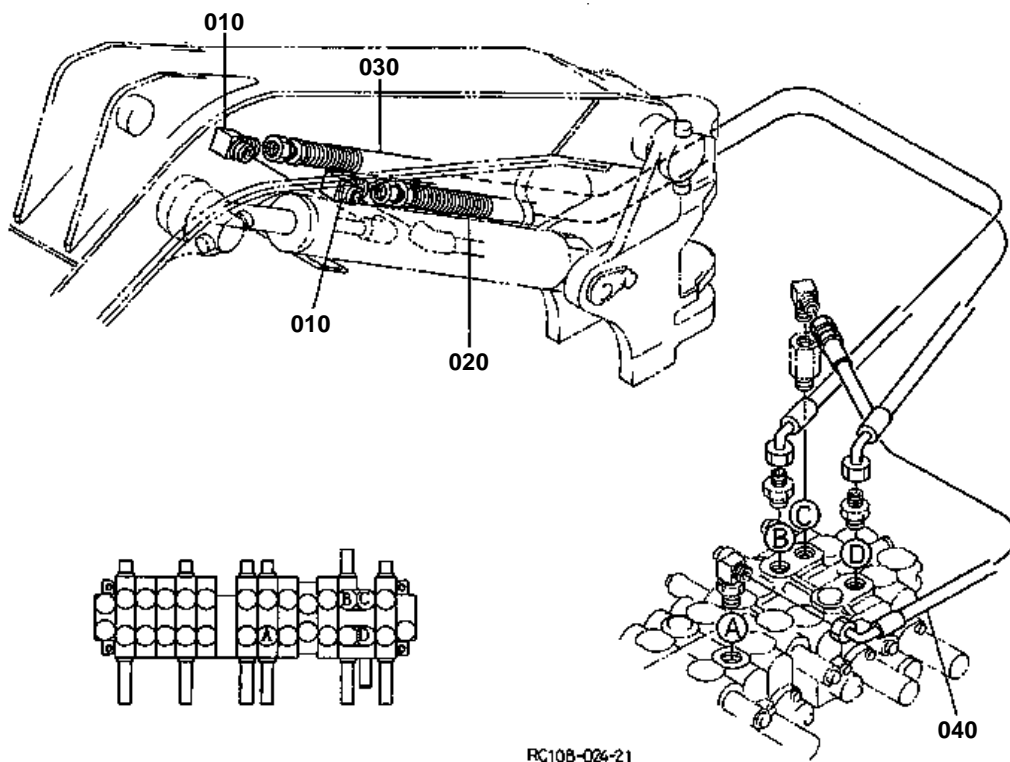


OIL PIPING (BOOM 1)
S.NO.A:>=11606

↔ Interchangeable; ≠ not interchangeable; ← new for old; → old for new

REF.No	Part No.	Description	Q'ty	S.No.	I/C	REMARKS	Weight (kgf)	Weight (lb)
010	RC108-96450	HOSE HYDRAULIC	1				0.19	0.418
020	RC101-96463	HOSE HYDRAULIC	1				0.2	0.44
030	RC101-63420	HOSE HYDRAULIC	1				0.12	0.264
040	RC101-63440	HOSE HYDRAULIC	1				0.19	0.418
050	RC108-96310	HOSE HYDRAULIC	1				0.15	0.33
060	RC108-96320	HOSE HYDRAULIC	1				0.13	0.286
070	68728-76150	ADAPTER	2				0.02	0.044
080	04810-00110	O RING	2				0	0

OIL PIPING (BOOM 2)



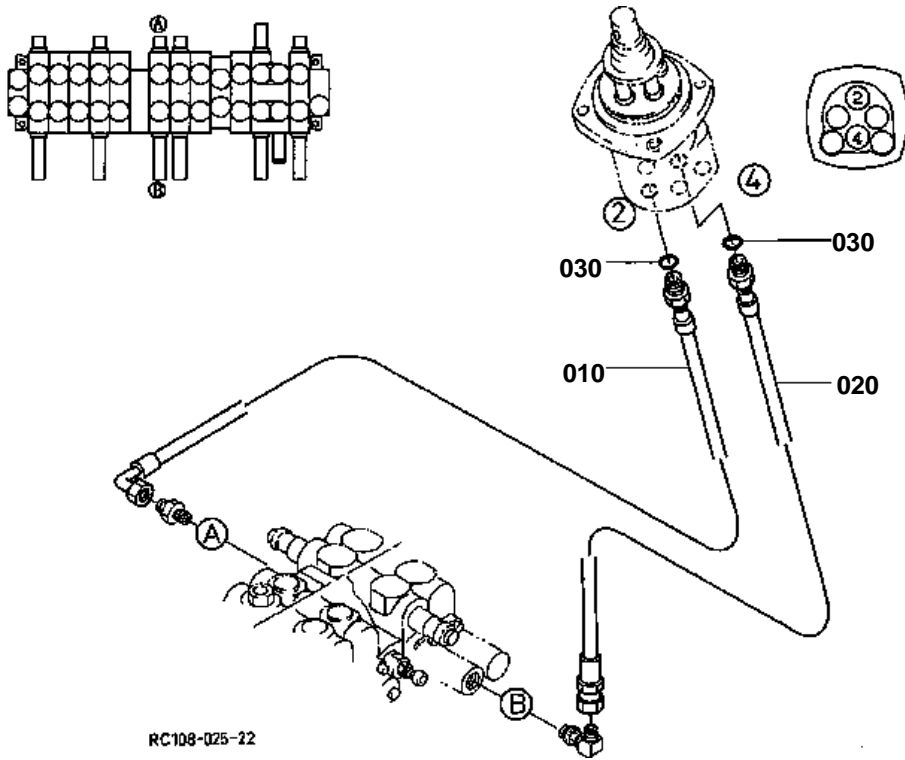


OIL PIPING (BOOM 2)

↔ Interchangeable; ≠ not interchangeable; ← new for old; → old for new

REF.No	Part No.	Description	Q'ty	S.No.	I/C	REMARKS	Weight (kgf)	Weight (lb)
010	68351-68550	ELBOW ADAPTER	2	<=11767			0	0
010	68841-64130	ADAPTER	2	>=11768	↔		0.15	0.33
020	RC108-64110	HOSE HYDRAULIC	1				1.93	4.246
030	RC108-64120	HOSE HYDRAULIC	1				1.55	3.41
040	RC101-64130	HOSE HYDRAULIC	1				0.28	0.616

OIL PIPING (ARM 1)



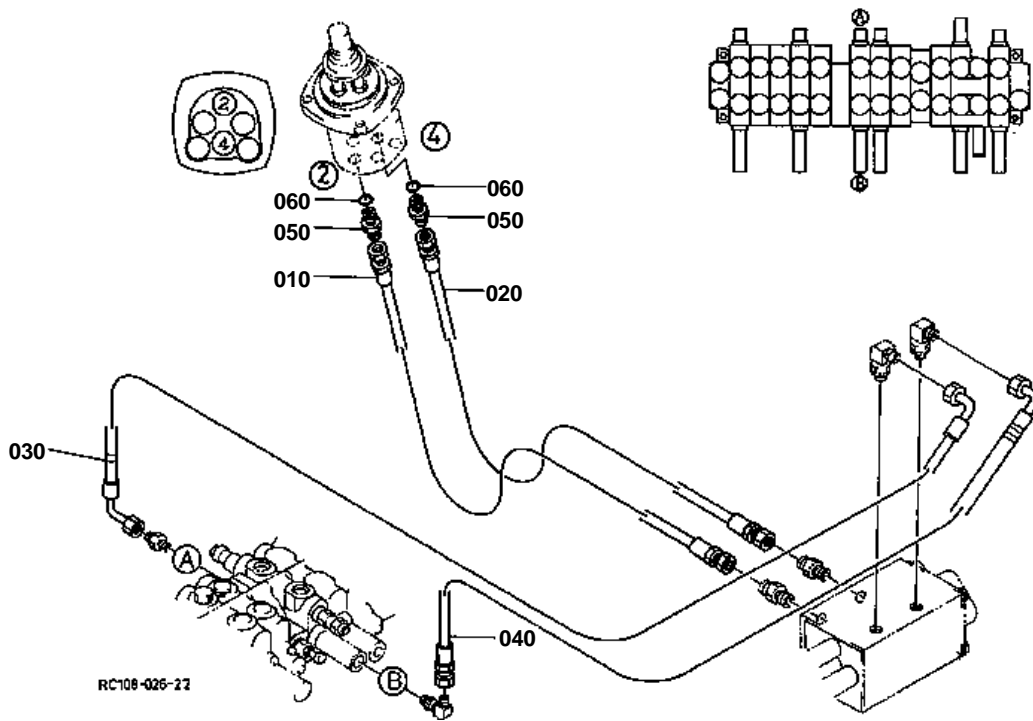


OIL PIPING (ARM 1)

↔ Interchangeable; ≠ not interchangeable; ← new for old; → old for new

REF.No	Part No.	Description	Q'ty	S.No.	I/C	REMARKS	Weight (kgf)	Weight (lb)
010	RC101-63540	HOSE HYDRAULIC	1	<=11720			0	0
010	RC101-63543	HOSE HYDRAULIC	1	>=11721	↔		0.24	0.528
020	RC101-63550	HOSE HYDRAULIC	1	<=11720			0	0
020	RC101-63554	HOSE HYDRAULIC	1	>=11721	↔		0.26	0.572
030	04810-00110	O RING	2				0	0

OIL PIPING (ARM 1)



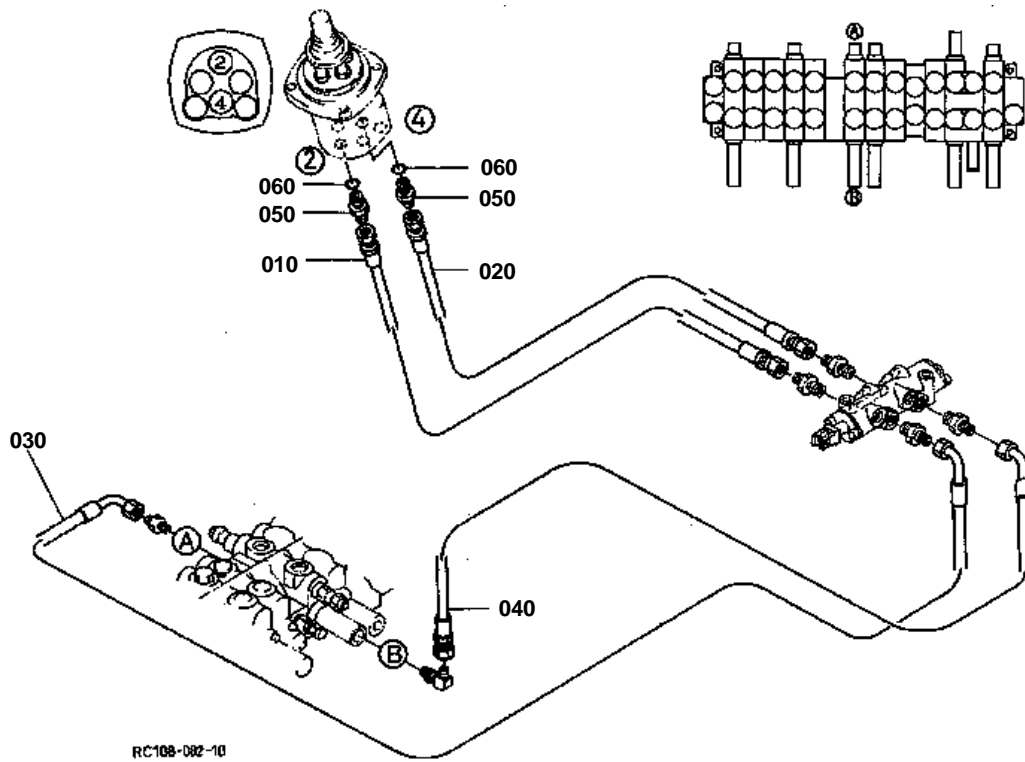


OIL PIPING (ARM 1)
S.NO.A:<=11605

↔ Interchangeable; ≠ not interchangeable; ← new for old; → old for new

REF.No	Part No.	Description	Q'ty	S.No.	I/C	REMARKS	Weight (kgf)	Weight (lb)
010	RC101-96413	HOSE HYDRAULIC	1				0.21	0.462
020	RC101-96423	HOSE HYDRAULIC	1				0.15	0.33
030	RC101-96354	HOSE HYDRAULIC	1				0.234	0.5148
040	RC101-96364	HOSE HYDRAULIC	1				0.176	0.3872
050	68728-76150	ADAPTER	2				0.02	0.044
060	04810-00110	O RING	2				0	0

OIL PIPING (ARM 1)



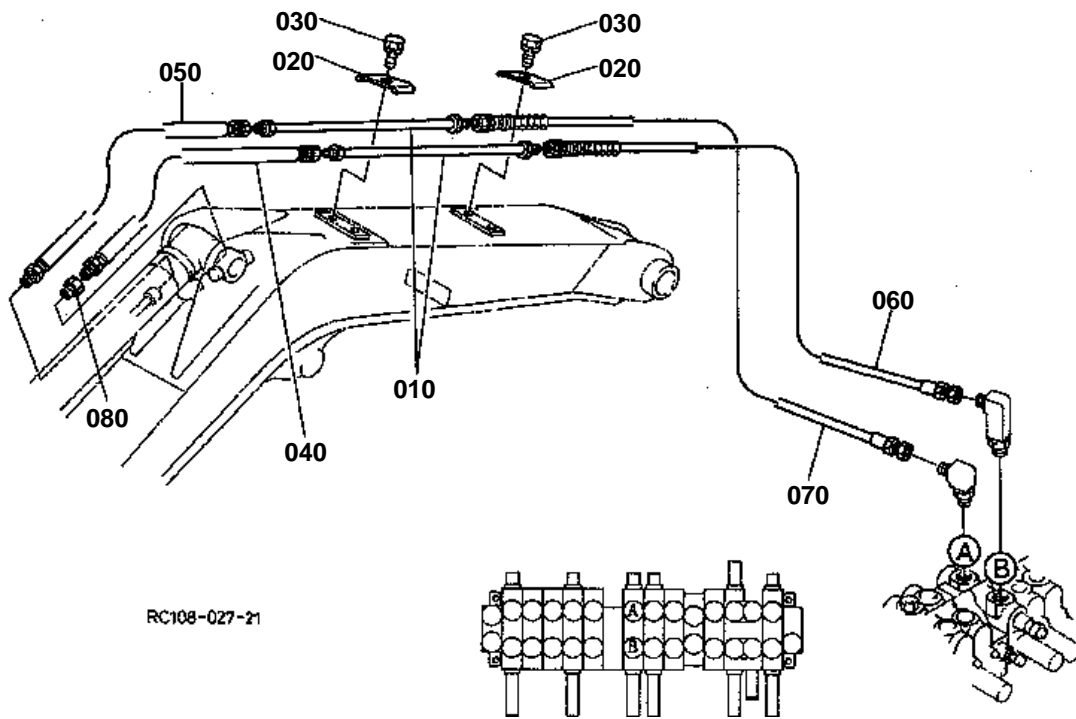


OIL PIPING (ARM 1)
S.NO.A:>=11606

↔ Interchangeable; ≠ not interchangeable; ← new for old; → old for new

REF.No	Part No.	Description	Q'ty	S.No.	I/C	REMARKS	Weight (kgf)	Weight (lb)
010	RC108-96410	HOSE HYDRAULIC	1				0.2	0.44
020	RC108-96420	HOSE HYDRAULIC	1				0.2	0.44
030	RC401-96354	HOSE HYDRAULIC	1				0.224	0.4928
040	RC108-96360	HOSE HYDRAULIC	1				0.16	0.352
050	68728-76150	ADAPTER	2				0.02	0.044
060	04810-00110	O RING	2				0	0

OIL PIPING (ARM 2)



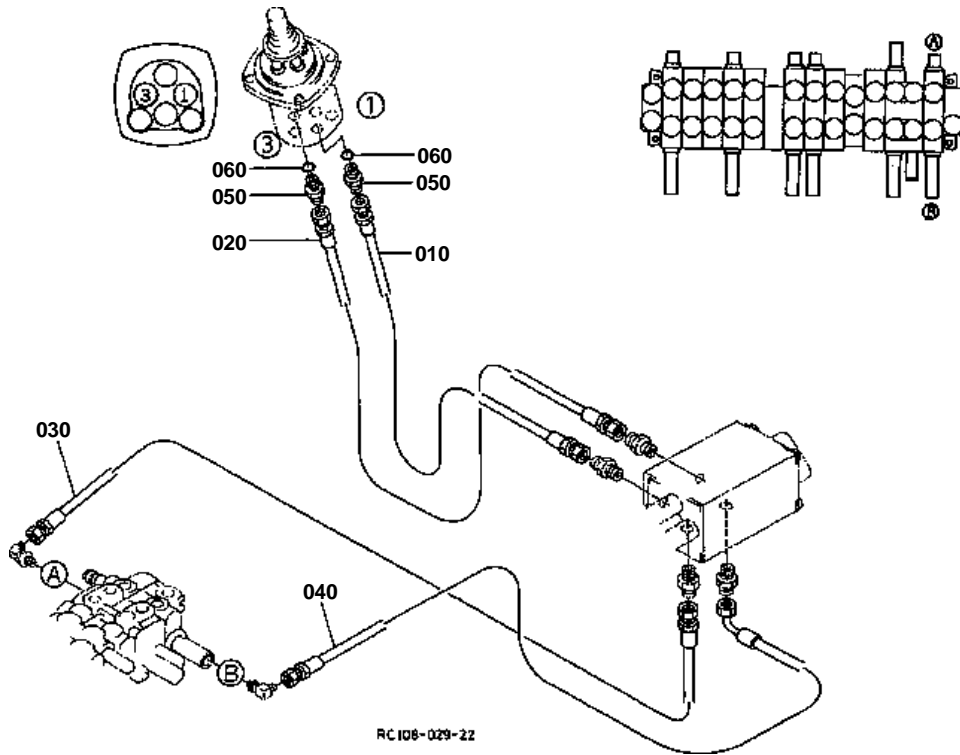


OIL PIPING (ARM 2)

↔ Interchangeable; ≠ not interchangeable; ← new for old; → old for new

REF.No	Part No.	Description	Q'ty	S.No.	I/C	REMARKS	Weight (kgf)	Weight (lb)
010	68318-68620	PIPE HYDRAULIC	2				0.28	0.616
020	68318-68750	CLAMP	2				0.09	0.198
030	01133-61030	BOLT	2				0.023	0.0506
040	RC101-64250	HOSE HYDRAULIC	1				0.03	0.066
050	RC101-64260	HOSE HYDRAULIC	1				0.3	0.66
060	RC101-64210	HOSE HYDRAULIC	1				0.9	1.98
070	RC101-64220	HOSE HYDRAULIC	1				0.96	2.112
080	68641-68150	ADAPTER	1				0.07	0.154

OIL PIPING (BUCKET 1)



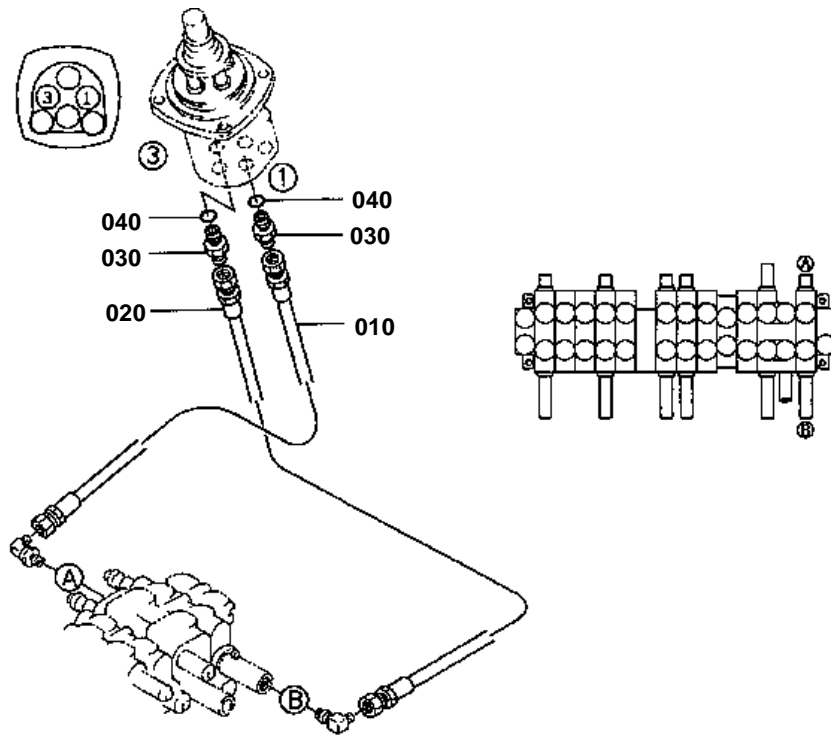


OIL PIPING (BUCKET 1)
S.NO.A:<=11605

↔ Interchangeable; ≠ not interchangeable; ← new for old; → old for new

REF.No	Part No.	Description	Q'ty	S.No.	I/C	REMARKS	Weight (kgf)	Weight (lb)
010	RC101-96473	HOSE HYDRAULIC	1				0.2	0.44
020	RC101-96483	HOSE HYDRAULIC	1				0.2	0.44
030	RC101-96330	HOSE HYDRAULIC	1				0.14	0.308
040	RC101-96340	HOSE HYDRAULIC	1				0.16	0.352
050	68728-76150	ADAPTER	2				0.02	0.044
060	04810-00110	O RING	2				0	0

OIL PIPING (BUCKET 1)



RC106-025-22

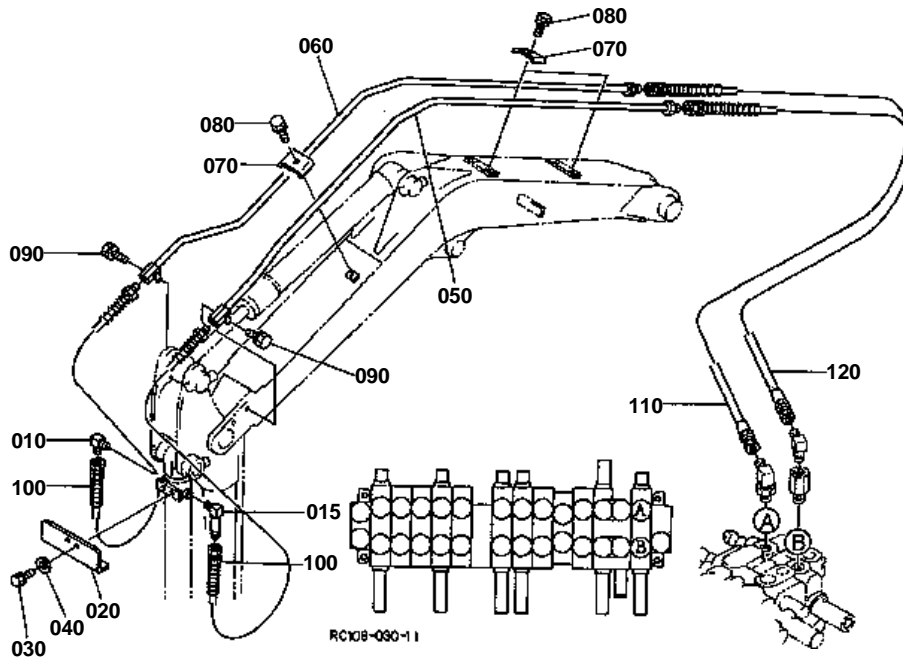


OIL PIPING (BUCKET 1)
[KTA]S.NO.A:>=10001,[KTC KCL]S.NO.A:>=11606

↔ Interchangeable; ≠ not interchangeable; ← new for old; → old for new

REF.No	Part No.	Description	Q'ty	S.No.	I/C	REMARKS	Weight (kgf)	Weight (lb)
010	RC101-63473	HOSE HYDRAULIC	1				0.2	0.44
020	RC101-63482	HOSE HYDRAULIC	1				0.18	0.396
030	68728-76150	ADAPTER	2				0.02	0.044
040	04810-00110	O RING	2				0	0

OIL PIPING (BUCKET 2)





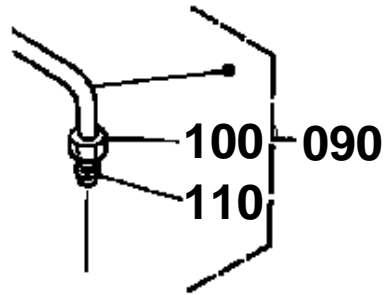
OIL PIPING (BUCKET 2)

↔ Interchangeable; ≠ not interchangeable; ← new for old; → old for new

REF.No	Part No.	Description	Q'ty	S.No.	I/C	REMARKS	Weight (kgf)	Weight (lb)
010	06114-53031	ELBOW	1				0.085	0.187
010	RC201-92730	JOINT	1	<=11805		LONG ARM	0.095	0.209
010	RC108-92730	JOINT	1	>=11806	←	LONG ARM	0.11	0.242
015	68891-64860	JOINT	1				0.125	0.275
015	RC201-92720	JOINT	1			LONG ARM	0.156	0.3432
020	RC108-92932	PROTECTOR	1				0.8	1.76
030	01133-61220	BOLT	2				0.033	0.0726
040	04013-60120	WASHER PLAIN	2				0.01	0.022
050	RC108-68810	PIPE HYDRAULIC	1				1	2.2
060	RC108-68820	PIPE HYDRAULIC	1				0	0
060	RC108-68822	PIPE HYDRAULIC	1		←		1	2.2
070	68318-68750	CLAMP	3				0.09	0.198
080	01133-61030	BOLT	3				0.023	0.0506
090	01133-61020	BOLT	2				0.02	0.044
100	68741-69350	HOSE	2				0.65	1.43
100	RC101-95130	HOSE HYDRAULIC	2			LONG ARM	0.746	1.6412
110	RC108-64310	HOSE HYDRAULIC	1				0.99	2.178
120	RC108-64320	HOSE HYDRAULIC	1				1	2.2

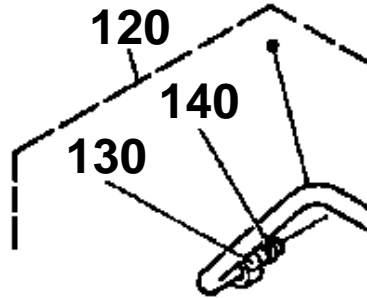
100 68741-6846-0

110 68741-6848-0



130 68741-6846-0

140 68741-6848-0



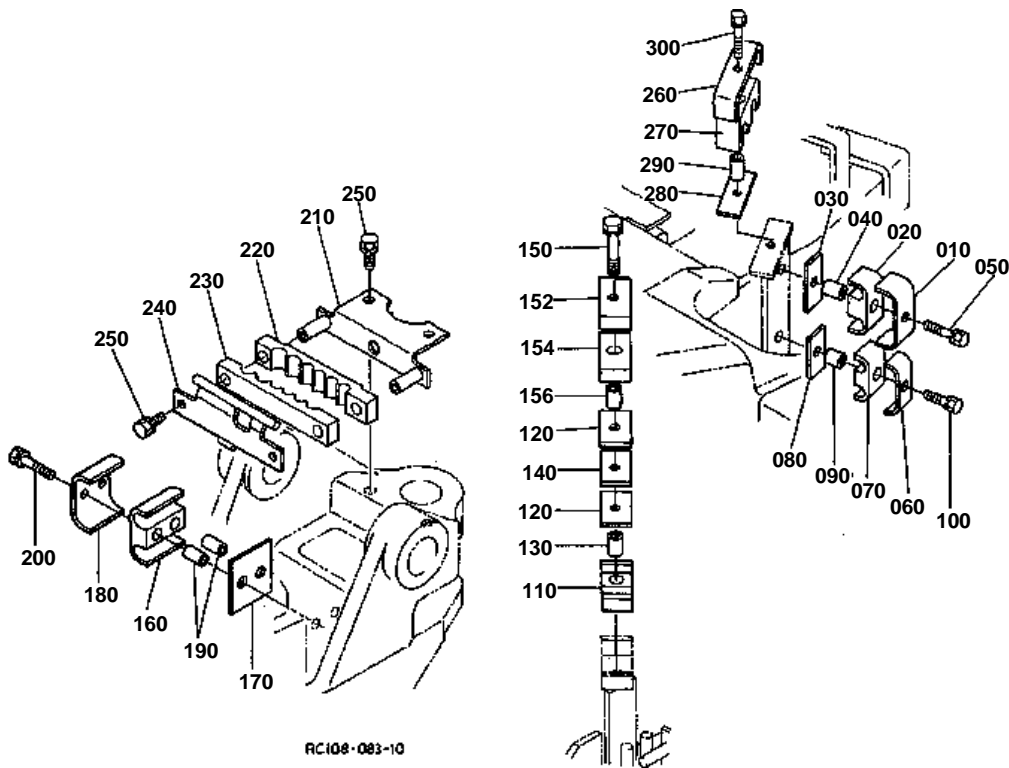
RC108-809-10



↔ Interchangeable; ≠ not interchangeable; ← new for old; → old for new

REF.No	Part No.	Description	Q'ty	S.No.	I/C	REMARKS	Weight (kgf)	Weight (lb)
010	68331-63230	ELBOW ADAPTER	2	<=11866			0	0
010	06114-52021	JOINT	2	>=11867	↔		0.05	0.11
020	68318-75210	COVER	1				0.91	2.002
030	01133-61220	BOLT	2				0.033	0.0726
040	04013-60120	WASHER PLAIN	2				0.01	0.022
050	68741-68410	BODY	1	<=11866			0	0
050	06011-71231	JOINT PIPE	1	>=11867	↔		0.04	0.088
060	68131-63170	ELBOW BODY	1	<=11866			0	0
060	06014-51233	JOINT PIPE	1	>=11867	↔		0.07	0.154
070	68241-76250	ELBOW	2				0.084	0.1848
080	68311-63743	HOSE	2	<=11561			0.35	0.77
080	RC101-64730	HOSE	2	>=11562	←		0.42	0.924
090	RC101-64750	PIPE HYDRAULIC	1				0.26	0.572
095	06020-31202	JOINT PIPE	2	>=11867			0.025	0.055
100	68741-68460	NUT	2	<=11866			0	0
110	68741-68480	SLEEVE	2	<=11866			0	0
120	RC101-64760	PIPE HYDRAULIC	1				0.25	0.55
125	06020-31202	JOINT PIPE	2	>=11867			0.025	0.055
130	68741-68460	NUT	2	<=11866			0	0
140	68741-68480	SLEEVE	2	<=11866			0	0

OIL PIPING (CLAMP)



**OIL PIPING (CLAMP)**

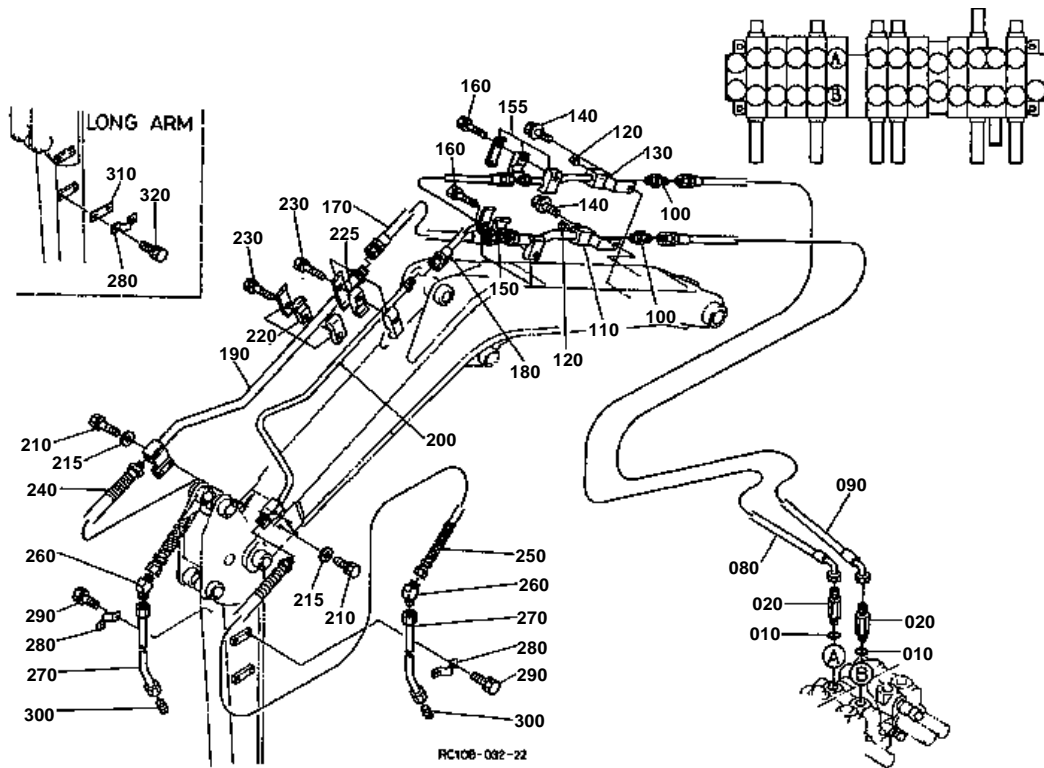
#

REV.MAR.15 '01

↔ Interchangeable; ≠ not interchangeable; ← new for old; → old for new

REF.No	Part No.	Description	Q'ty	S.No.	I/C	REMARKS	Weight (kgf)	Weight (lb)
010	68318-68770	CLAMP	1	<=12028			0.135	0.297
010	RC101-68770	CLAMP	1	>=12029	←		0.114	0.2508
020	69251-63920	CUSHION	1				0.03	0.066
030	68311-68790	CUSHION	1				0.03	0.066
040	68311-68780	COLLAR	1				0.015	0.033
050	01133-61045	BOLT	1				0.035	0.077
060	68311-68130	CLAMP	1				0.11	0.242
070	68311-68110	CUSHION	1				0.03	0.066
080	68311-68790	CUSHION	1				0.03	0.066
090	RC101-68780	COLLAR	1				0.02	0.044
100	01133-61040	BOLT	1				0.03	0.066
110	68311-68110	CUSHION	1				0.03	0.066
120	68311-68790	CUSHION	1				0.03	0.066
130	RC101-68780	COLLAR	1				0.02	0.044
140	RC101-64820	PLATE	1				0.07	0.154
150	01133-61045	BOLT	1				0.035	0.077
152	68318-68770	CLAMP	1	<=12028			0.135	0.297
152	RC101-68770	CLAMP	1	>=12029	←		0.114	0.2508
152	RC101-68770	CLAMP	1			TELESCOPIC	0.114	0.2508
154	69251-63920	CUSHION	1				0.03	0.066
156	68311-68780	COLLAR	1				0.015	0.033
160	RC101-64840	CUSHION	1				0.064	0.1408
170	RC101-64852	CUSHION	1				0.032	0.0704
180	RC108-64860	CLAMP	1				0.236	0.5192
190	68311-68780	COLLAR	2				0.015	0.033
200	01133-61050	BOLT	2				0.035	0.077
210	RC108-68570	CLAMP	1				0.578	1.2716
220	RC101-68520	CUSHION	1				0.1	0.22
230	RC101-68530	CUSHION	1				0.1	0.22
240	RC108-68580	GUIDE HOSE	1				0.408	0.8976
250	01133-61025	BOLT	4				0.02	0.044
260	68311-68130	CLAMP	1				0.11	0.242
270	68191-68140	CUSHION	1				0.04	0.088
280	68311-68790	CUSHION	1				0.03	0.066
290	RC101-68780	COLLAR	1				0.02	0.044
300	01133-61045	BOLT	1				0.035	0.077

OIL PIPING (S/P)

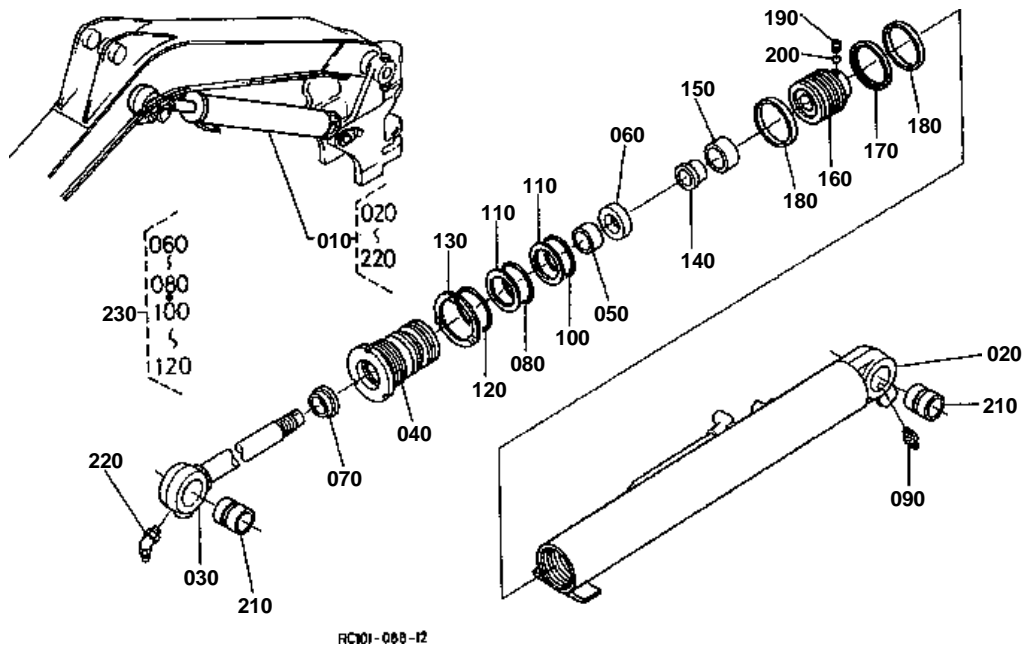




↔ Interchangeable; ≠ not interchangeable; ← new for old; → old for new

REF.No	Part No.	Description	Q'ty	S.No.	I/C	REMARKS	Weight (kgf)	Weight (lb)
010	04810-00180	O RING	2				0	0
020	RC101-63840	JOINT PIPE(F-F)	2				0.24	0.528
030	99999-99999	BLANK	0				0	0
040	99999-99999	BLANK	0				0	0
050	99999-99999	BLANK	0				0	0
060	99999-99999	BLANK	0				0	0
070	99999-99999	BLANK	0				0	0
080	RC101-92310	HOSE HYDRAULIC	1				2.1	4.62
090	RC101-92320	HOSE HYDRAULIC	1				2.1	4.62
100	68351-68540	ADAPTER	2	<=11866			0	0
100	06111-54041	JOINT PIPE	2	>=11867	↔		0.1	0.22
110	RC108-92330	PIPE HYDRAULIC	1				1.27	2.794
120	06312-10040	PLUG	2				0.04	0.088
130	RC108-92360	PIPE HYDRAULIC	1				1.08	2.376
140	01135-61020	BOLT	2				0.015	0.033
150	69738-92300	ASSY CLAMP	1				0.1	0.22
155	69738-92340	ASSY CLAMP	1				0.105	0.231
160	01133-61055	BOLT	2				0.04	0.088
170	RC101-92410	HOSE HYDRAULIC	1				0.6	1.32
180	RC101-92420	HOSE HYDRAULIC	1				0.5	1.1
190	RC108-92430	PIPE HYDRAULIC	1				1.8	3.96
200	RC108-92440	PIPE HYDRAULIC	1				1.5	3.3
210	01133-61045	BOLT	4				0.035	0.077
215	04015-60100	WASHER PLAIN	4				0.015	0.033
220	69738-92300	ASSY CLAMP	1				0.1	0.22
225	69738-92340	ASSY CLAMP	1				0.105	0.231
230	01133-61055	BOLT	2				0.04	0.088
240	RC101-92480	HOSE HYDRAULIC	1				1.2	2.64
250	RC101-92490	HOSE HYDRAULIC	1				0.95	2.09
260	68131-61750	ELBOW	2				0.11	0.242
270	RC108-92970	PIPE HYDRAULIC	2				0.62	1.364
280	68318-92240	CLAMP	4				0.125	0.275
290	01133-61020	BOLT	8				0.02	0.044
290	01133-61020	BOLT	4			LONG ARM	0.02	0.044
300	06312-10040	PLUG	2				0.04	0.088
310	RC108-95990	PLATE	2	<=11805		LONG ARM	0.1	0.22
310	RC108-67160	PLATE	2	>=11806	≠	LONG ARM	0.16	0.352
320	01133-61025	BOLT	4	<=11805		LONG ARM	0.02	0.044
320	01133-61030	BOLT	4	>=11806	≠	LONG ARM	0.023	0.0506

BOOM CYLINDER AND COMPONENT PARTS



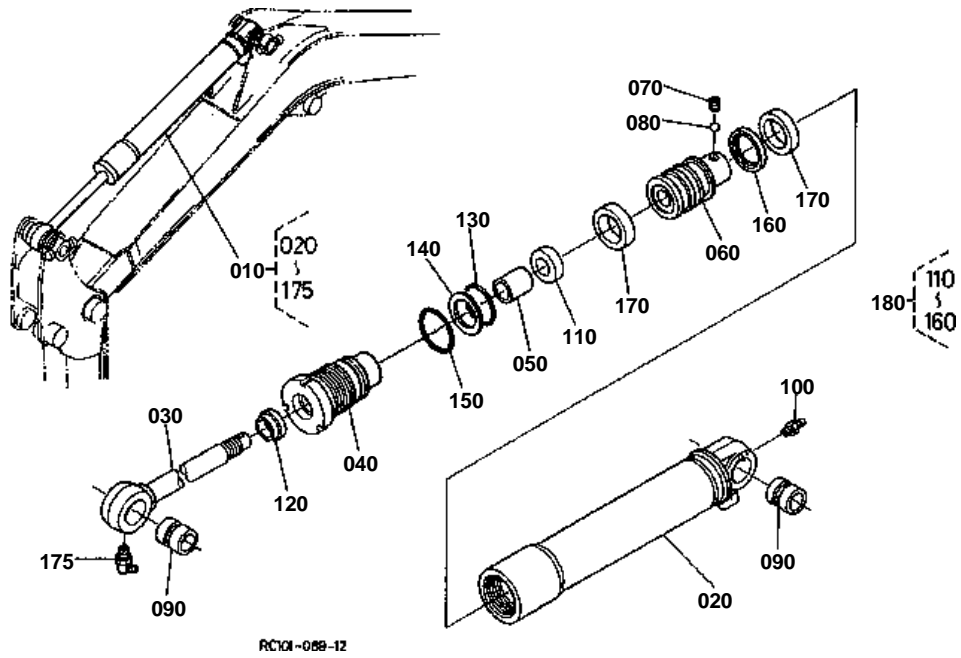


BOOM CYLINDER AND COMPONENT PARTS

↔ Interchangeable; ≠ not interchangeable; ← new for old; → old for new

REF.No	Part No.	Description	Q'ty	S.No.	I/C	REMARKS	Weight (kgf)	Weight (lb)
010	RC108-67500	ASSY CYLINDER BOOM	1				26.5	58.3
020	RC108-71310	ASSY TUBE CYLINDER	1				14.5	31.9
030	RC108-71320	ASSY ROD PISTON	1				8.6	18.92
040	68311-71330	CYLINDER HEAD	1				2.35	5.17
050	68861-93340	BUSH	1				0.05	0.11
060	68111-92140	U-RING	1				0.02	0.044
070	RC101-71240	RING WIPER	1				0.016	0.0352
080	68817-93430	O RING	1				0.005	0.011
090	06611-15010	NIPPLE GREASE	1				0.01	0.022
100	68591-67860	O RING	1				0.01	0.022
110	68111-92170	RING BACK UP	2				0.01	0.022
120	68817-93440	O RING	1				0.009	0.0198
130	68741-71380	WASHER LOCK	1				0.026	0.0572
140	68311-71380	SPACER	1				0.18	0.396
150	68311-71390	BEARING CUSHION	1				0.193	0.4246
160	68311-71340	PISTON	1				1.34	2.948
170	68741-71440	ASSY RING SEAL	1				0.03	0.066
180	68311-71350	RING SLIDE	2				0.02	0.044
190	68493-67650	SCREW SET	1				0.003	0.0066
200	68493-67670	BALL	1				0.001	0.0022
210	68351-67660	BUSH PIN	2				0.262	0.5764
220	06616-25010	NIPPLE GREASE	1				0.008	0.0176
230	RC101-94310	KIT CYLINDER REPAIR	1				0.065	0.143

ARM CYLINDER AND COMPONENT PARTS



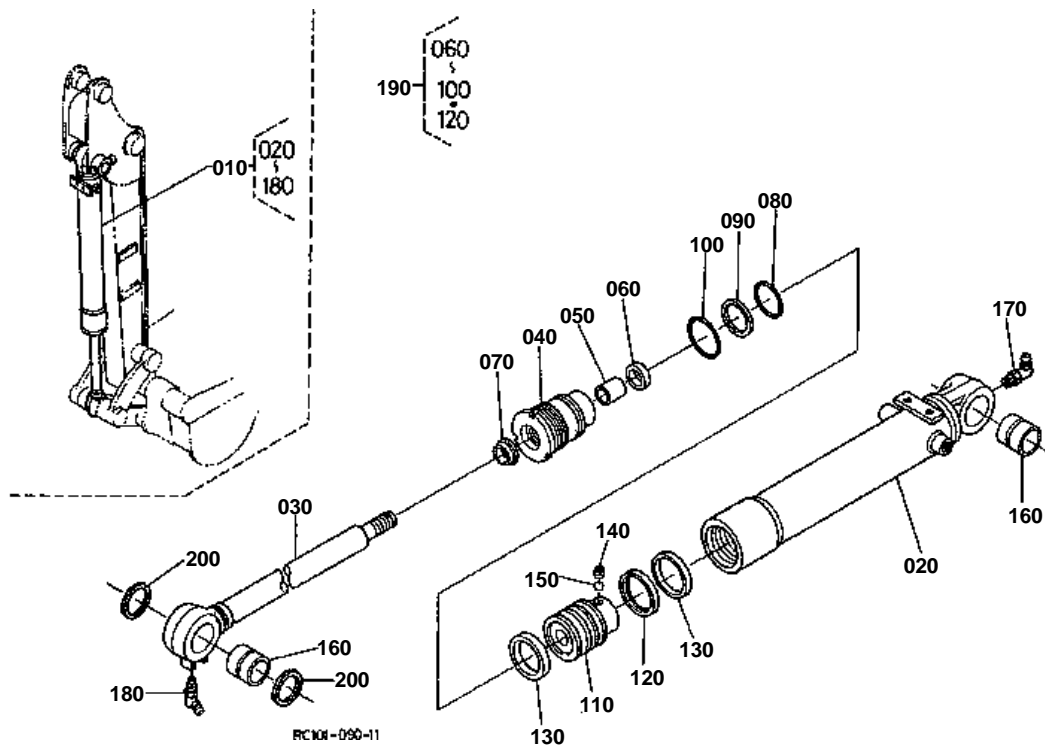


ARM CYLINDER AND COMPONENT PARTS

↔ Interchangeable; ≠ not interchangeable; ← new for old; → old for new

REF.No	Part No.	Description	Q'ty	S.No.	I/C	REMARKS	Weight (kgf)	Weight (lb)
010	RC108-67600	ASSY CYLINDER ARM	1				21.5	47.3
020	RC108-71510	ASSY TUBE CYLINDER	1				9	19.8
030	RC108-71520	ASSY ROD PISTON	1				9	19.8
040	68861-93330	CYLINDER HEAD	1				1.34	2.948
050	RC101-71540	BUSH	1				0.052	0.1144
060	68311-71540	PISTON	1				0.79	1.738
070	68191-71370	SCREW SET	1				0.005	0.011
080	68701-71650	BALL	1				0.005	0.011
090	68351-67660	BUSH PIN	2				0.262	0.5764
100	06611-15010	NIPPLE GREASE	1				0.01	0.022
110	68111-92140	U-RING	1				0.02	0.044
120	RC101-71240	RING WIPER	1				0.016	0.0352
130	68861-93360	O RING	1				0.005	0.011
140	68541-71540	RING BACK UP	1				0.002	0.0044
150	68861-93370	O RING	1				0.005	0.011
160	68741-71270	ASSY RING SEAL	1				0.01	0.022
170	68311-71550	RING SLIDE	2				0.02	0.044
175	06616-35010	NIPPLE GREASE	1				0.009	0.0198
180	RC101-94110	KIT CYLINDER REPAIR	1				0.06	0.132

BUCKET CYLINDER AND COMPONENT PARTS



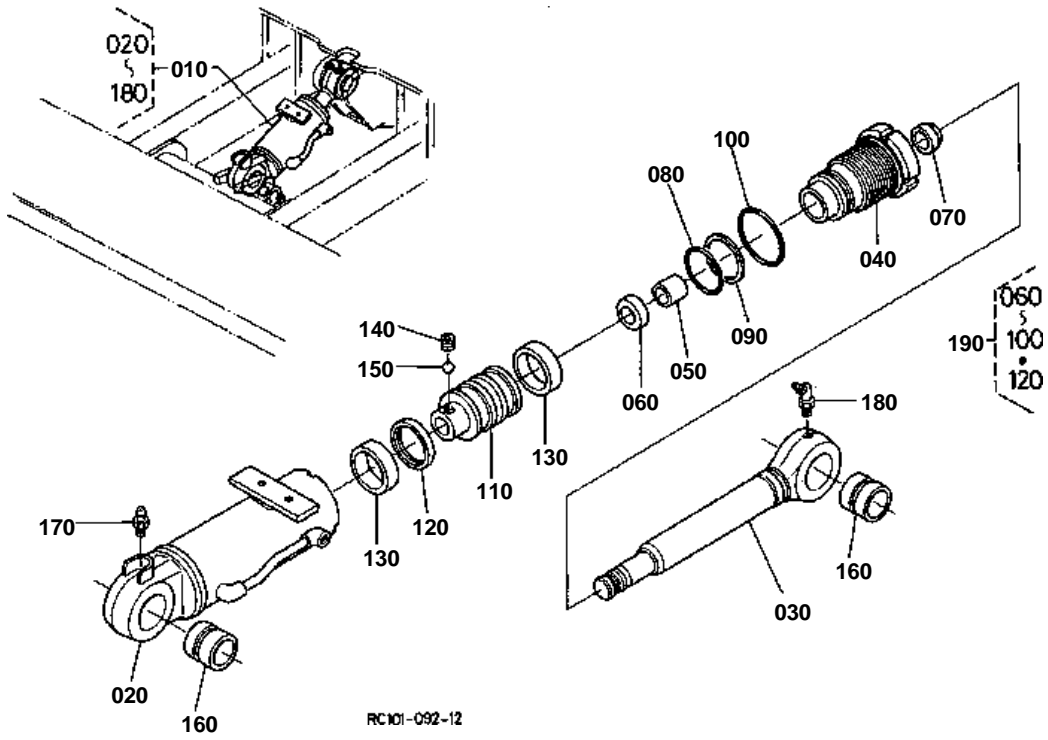


BUCKET CYLINDER AND COMPONENT PARTS

↔ Interchangeable; ≠ not interchangeable; ← new for old; → old for new

REF.No	Part No.	Description	Q'ty	S.No.	I/C	REMARKS	Weight (kgf)	Weight (lb)
010	RC108-67800	ASSY CYLINDER BUCKET	1				15	33
020	RC108-71710	ASSY TUBE CYLINDER	1				6.6	14.52
030	RC108-71722	ASSY ROD PISTON	1				0	0
040	68861-93330	CYLINDER HEAD	1				1.34	2.948
050	68861-93340	BUSH	1				0.05	0.11
060	68111-92140	U-RING	1				0.02	0.044
070	RC101-71240	RING WIPER	1				0.016	0.0352
080	68861-93360	O RING	1				0.005	0.011
090	68541-71540	RING BACK UP	1				0.002	0.0044
100	68861-93370	O RING	1				0.005	0.011
110	68311-71540	PISTON	1				0.79	1.738
120	68741-71270	ASSY RING SEAL	1				0.01	0.022
130	68311-71550	RING SLIDE	2				0.02	0.044
140	68191-71370	SCREW SET	1				0.005	0.011
150	68701-71650	BALL	1				0.005	0.011
160	68731-71730	BUSH PIN	2				0.21	0.462
170	06613-30010	NIPPLE GREASE	1				0.01	0.022
180	06616-25010	NIPPLE GREASE	1				0.008	0.0176
190	RC101-94210	KIT CYLINDER REPAIR	1				0.055	0.121
200	68741-66780	SEAL DUST	2				0.01	0.022

BLADE CYLINDER AND COMPONENT PARTS



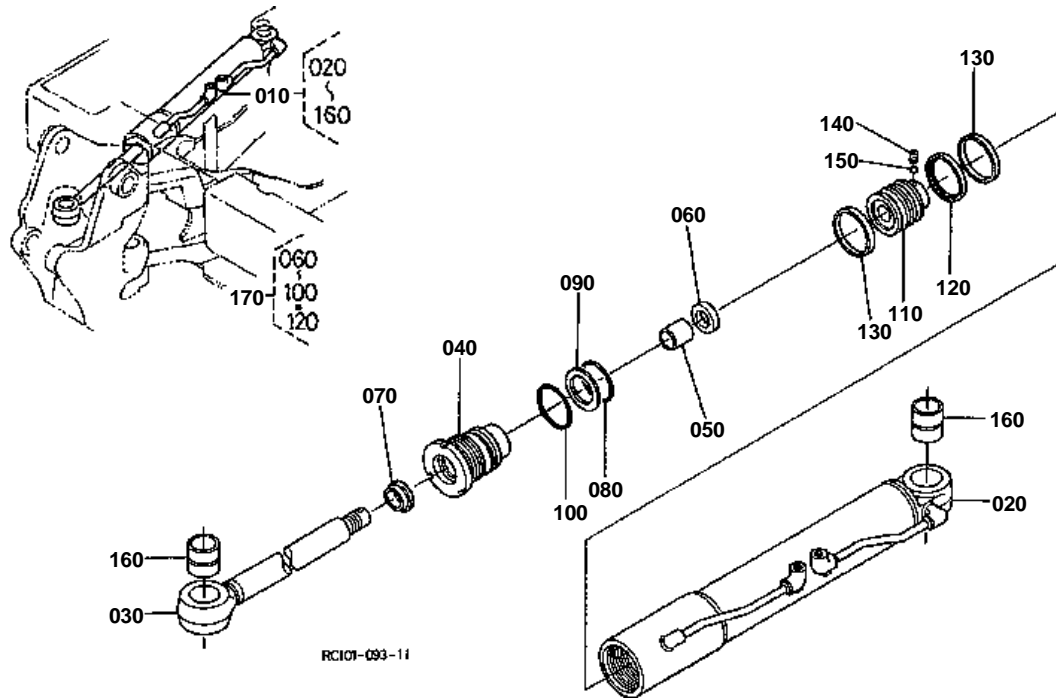


BLADE CYLINDER AND COMPONENT PARTS

↔ Interchangeable; ≠ not interchangeable; ← new for old; → old for new

REF.No	Part No.	Description	Q'ty	S.No.	I/C	REMARKS	Weight (kgf)	Weight (lb)
010	RC108-75100	ASSY CYLINDER BLADE	1				20.2	44.44
020	RC108-71910	ASSY TUBE CYLINDER	1				10	22
030	RC108-71920	ASSY ROD PISTON	1				8	17.6
040	68311-71930	CYLINDER HEAD	1				2.3	5.06
050	RC101-71950	BUSH	1				0.07	0.154
060	68371-92140	U-RING	1				0.03	0.066
070	RC101-71930	RING WIPER	1				0.018	0.0396
080	04810-50850	O RING	1				0.003	0.0066
090	68591-71540	RING BACK UP	1				0.003	0.0066
100	04811-50900	O RING	1				0.003	0.0066
110	68311-71940	PISTON	1				1.7	3.74
120	68741-72110	ASSY RING SEAL	1				0.02	0.044
130	68311-71950	RING SLIDE	2				0.03	0.066
140	68493-67650	SCREW SET	1				0.003	0.0066
150	68493-67670	BALL	1				0.001	0.0022
160	68351-67540	BUSH PIN	2				0.275	0.605
170	06611-15010	NIPPLE GREASE	1				0.01	0.022
180	06616-25010	NIPPLE GREASE	1				0.008	0.0176
190	RC101-94510	KIT CYLINDER REPAIR	1				0.07	0.154

SWING CYLINDER AND COMPONENT PARTS



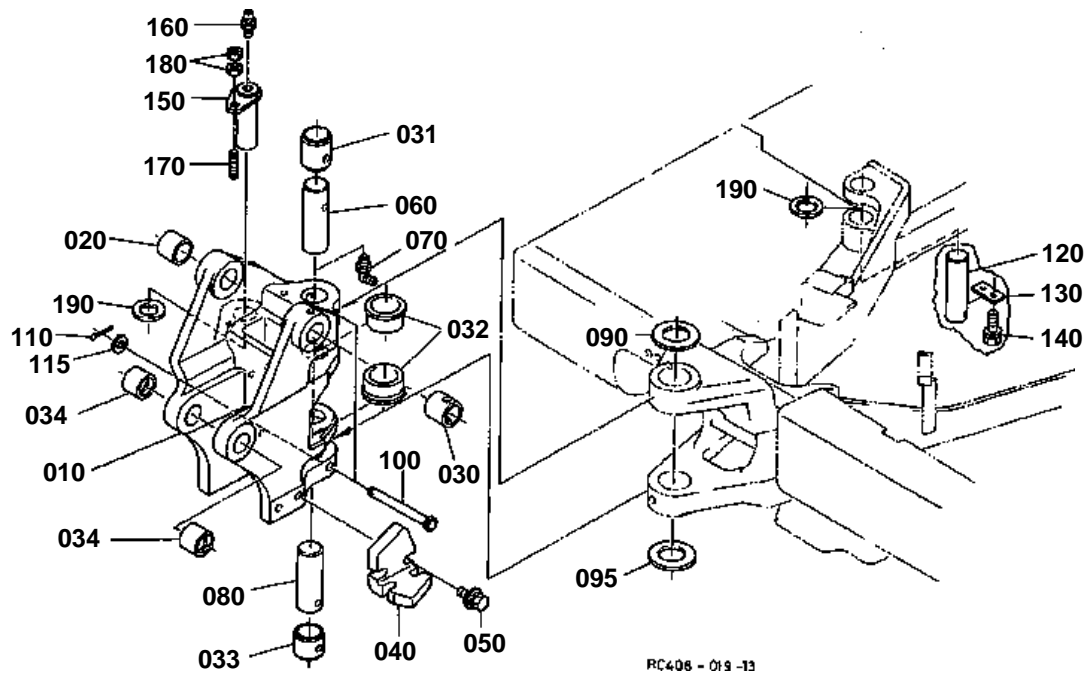


SWING CYLINDER AND COMPONENT PARTS

↔ Interchangeable; ≠ not interchangeable; ← new for old; → old for new

REF.No	Part No.	Description	Q'ty	S.No.	I/C	REMARKS	Weight (kgf)	Weight (lb)
010	RC108-67400	ASSY CYLINDER SWING	1				21	46.2
020	RC108-71210	ASSY TUBE CYLINDER	1				10	22
030	RC108-71220	ASSY ROD PISTON	1				8.5	18.7
040	RC108-71230	CYLINDER HEAD	1				1.76	3.872
050	68861-93340	BUSH	1				0.05	0.11
060	68111-92140	U-RING	1				0.02	0.044
070	RC101-71240	RING WIPER	1				0.016	0.0352
080	68817-93430	O RING	1				0.005	0.011
090	68581-71540	RING BACK UP	1				0.002	0.0044
100	68817-93440	O RING	1				0.009	0.0198
110	68311-71340	PISTON	1				1.34	2.948
120	68741-71440	ASSY RING SEAL	1				0.03	0.066
130	68311-71350	RING SLIDE	2				0.02	0.044
140	68493-67650	SCREW SET	1				0.003	0.0066
150	68493-67670	BALL	1				0.001	0.0022
160	68351-67660	BUSH PIN	2				0.262	0.5764
170	RC101-94410	KIT CYLINDER REPAIR	1				0.06	0.132

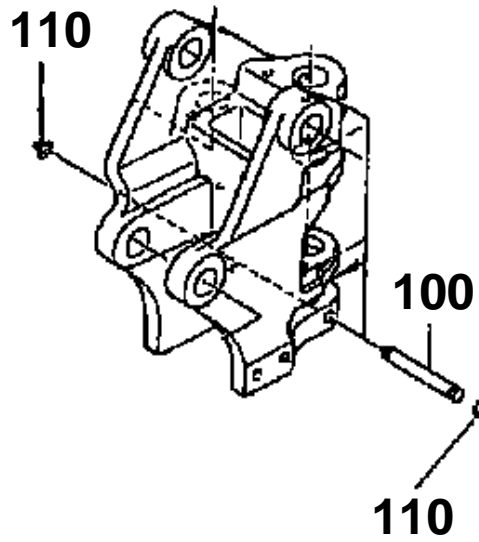
SWING BRACKET



SWING BRACKET

100 68311-6647-0

110 04612-00160



RC408-808-10

**SWING BRACKET**

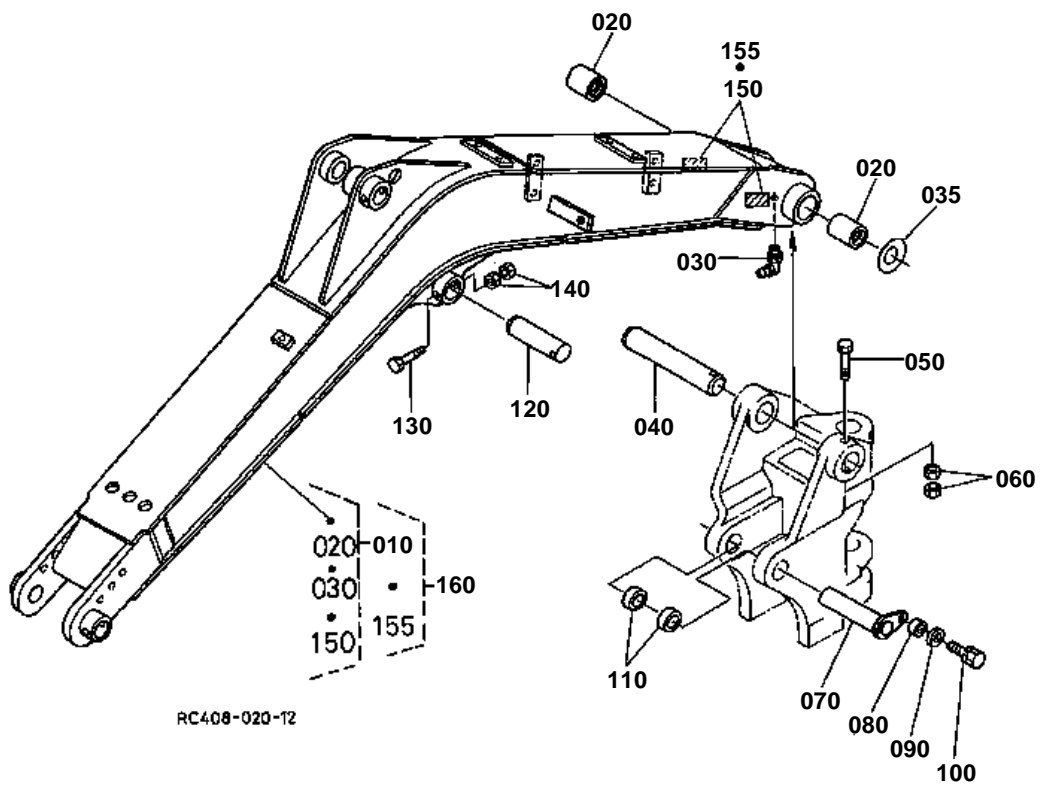
#

REV.MAR.15 '01

↔ Interchangeable; ≠ not interchangeable; ← new for old; → old for new

REF.No	Part No.	Description	Q'ty	S.No.	I/C	REMARKS	Weight (kgf)	Weight (lb)
010	RC108-66433	BRACKET SWING	1				0	0
020	RC108-66370	BUSH	1				0.32	0.704
030	RC108-66380	BUSH	1				0.35	0.77
031	RC108-66390	BUSH	1				0.53	1.166
032	RC108-66480	BUSH	2				0.32	0.704
033	RC108-66470	BUSH	1				0.33	0.726
034	68541-66440	BUSH	2				0.225	0.495
040	RC108-66490	STOPPER	1				0.83	1.826
050	01135-61035	BOLT	2				0.03	0.066
060	68311-66450	PIN	1				3.51	7.722
070	06616-25010	NIPPLE GREASE	1				0.008	0.0176
080	68311-66460	PIN	1				2.85	6.27
090	68351-66450	COLLAR THRUST	2	≤11693		3.2MM	0.13	0.286
090	RC108-66350	COLLAR THRUST	1	≥11694	←	3.5MM	0.132	0.2904
095	68351-66450	COLLAR THRUST	1	≥11694		3.2MM	0.13	0.286
100	68311-66470	PIN	2	≤11878			0.225	0.495
100	RC101-66360	PIN JOINT	2	≥11879	←		0.22	0.484
110	04612-00160	CIR CLIP EXTERNAL	4	≤11878			0.001	0.0022
110	05511-50425	PIN SPLIT	2	≥11879	←		0.003	0.0066
115	04011-60160	WASHER PLAIN	2	≥11879			0.01	0.022
120	68541-67440	PIN	1				1.58	3.476
130	68741-67450	PLATE KEY	1				0.08	0.176
140	01133-61020	BOLT	2				0.02	0.044
150	68741-67463	PIN	1				1.45	3.19
160	06611-15010	NIPPLE GREASE	1				0.01	0.022
170	01517-61025	STUD	1				0.02	0.044
180	02118-60100	NUT	2				0.006	0.0132
190	68721-66980	SHIM	3				0.01	0.022

BOOM

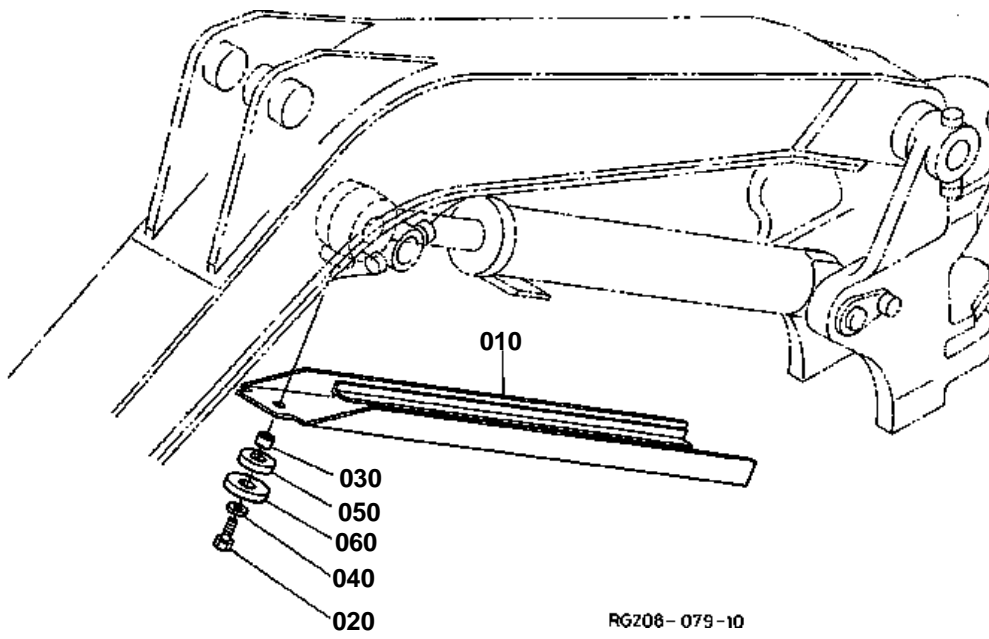


**BOOM**

↔ Interchangeable; ≠ not interchangeable; ← new for old; → old for new

REF.No	Part No.	Description	Q'ty	S.No.	I/C	REMARKS	Weight (kgf)	Weight (lb)
010	RC108-91390	KIT BOOM(A)	1				128	281.6
020	68741-66524	BUSH	2				0.36	0.792
030	06616-25010	NIPPLE GREASE	1				0.008	0.0176
035	RC601-67390	SHIM	1				0.012	0.0264
040	68311-66540	PIN	1				3.94	8.668
050	01176-61204	BOLT	1				0.105	0.231
060	02174-60120	NUT	2				0.01	0.022
070	RC108-66580	PIN	1				2	4.4
080	68741-66920	SPACER	1				0.01	0.022
090	04015-60120	WASHER PLAIN	1				0.022	0.0484
100	01133-61225	BOLT	1				0.037	0.0814
110	68318-66570	COLLAR	2				0	0
120	68741-67560	PIN	1				1.45	3.19
130	01173-61285	BOLT	1				0.08	0.176
140	02174-60120	NUT	2				0.01	0.022
150	68328-57350	LABEL WARNING	2			ENGLISH	0.003	0.0066
155	RC108-58640	LABEL WARNING	2			FRENCH	0.001	0.0022
160	RC108-91690	KIT BOOM(B)	1				0	0

CYLINDER COVER (BOOM)



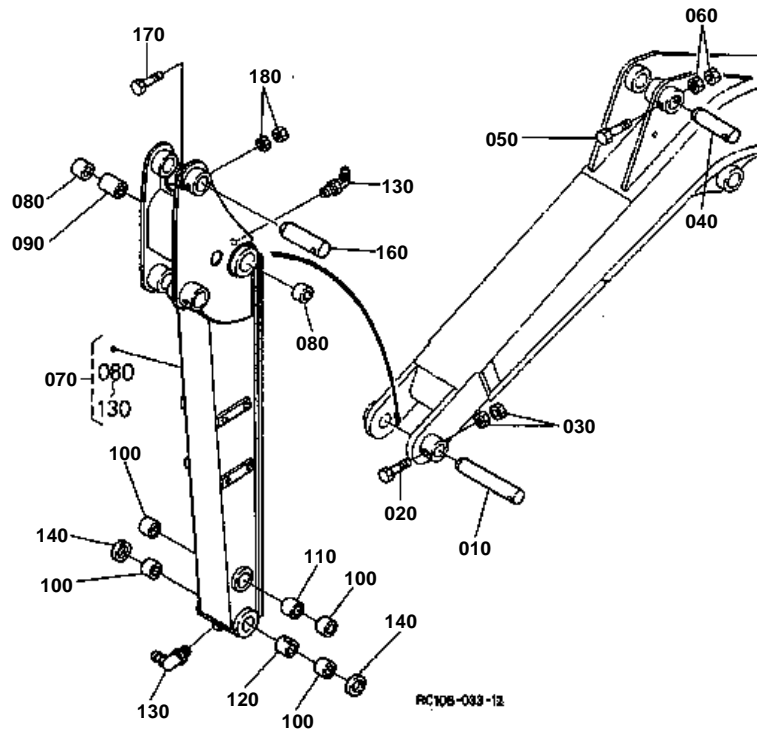
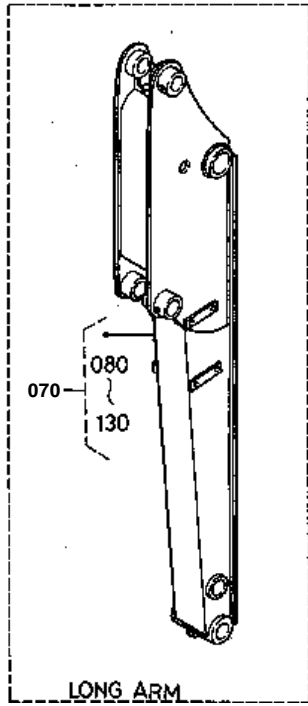


CYLINDER COVER (BOOM)

↔ Interchangeable; ≠ not interchangeable; ← new for old; → old for new

REF.No	Part No.	Description	Q'ty	S.No.	I/C	REMARKS	Weight (kgf)	Weight (lb)
010	RC108-67530	COVER CYLINDER	1				2.52	5.544
020	01173-61220	BOLT	1				0.029	0.0638
030	68541-66582	COLLAR	1				0	0
040	04013-60120	WASHER PLAIN	1				0.01	0.022
050	68541-66562	CUSHION	1				0.01	0.022
060	04015-60160	WASHER PLAIN	1				0.058	0.1276

ARM



RC106-033-12

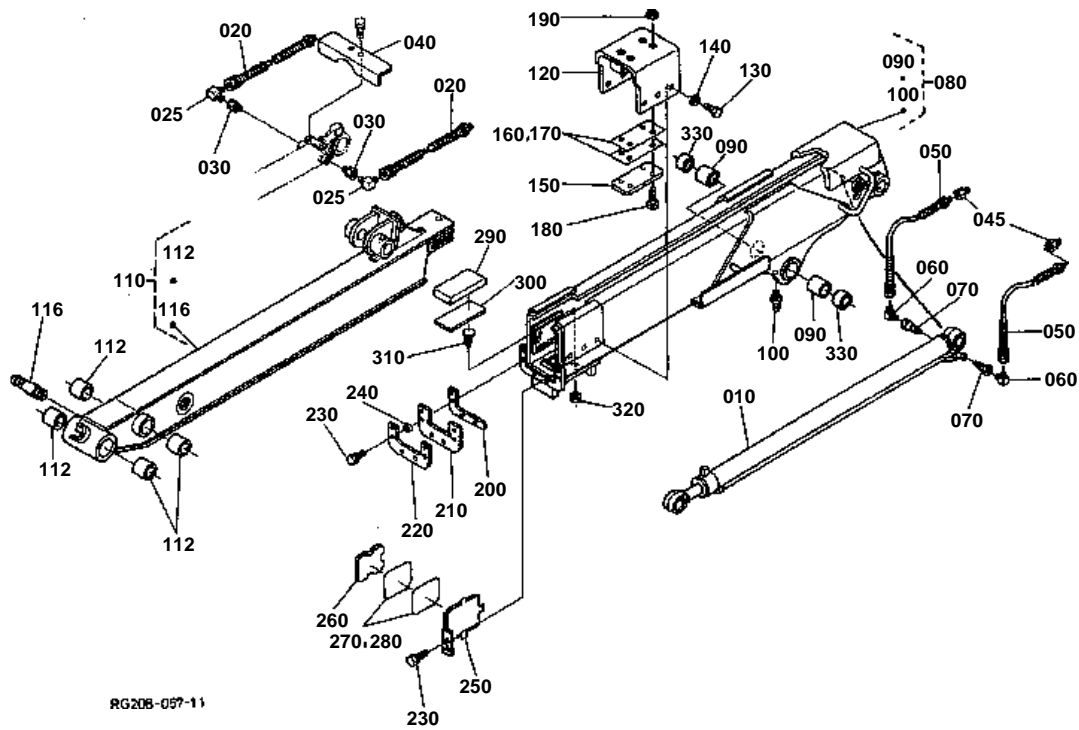


ARM

↔ Interchangeable; ≠ not interchangeable; ← new for old; → old for new

REF.No	Part No.	Description	Q'ty	S.No.	I/C	REMARKS	Weight (kgf)	Weight (lb)
010	68761-66640	PIN	1				2.31	5.082
020	01173-61285	BOLT	1				0.08	0.176
030	02174-60120	NUT	2				0.01	0.022
040	68481-74440	PIN	1				1.7	3.74
050	01173-61285	BOLT	1				0.08	0.176
060	02174-60120	NUT	2				0.01	0.022
070	RC108-67700	ASSY ARM S/P	1	<=11805		1000MM S/P	0	0
070	RC108-67702	ASSY ARM S/P	1	>=11806	←	1000MM S/P	61	134.2
070	RC108-67100	ASSY ARM LONG	1	<=11805		1300MM	0	0
070	RC108-67102	ASSY ARM LONG	1	>=11806	←	1300MM	78	171.6
080	68171-66624	BUSH	2				0.15	0.33
090	RC101-66630	COLLAR	1				0.11	0.242
100	RC101-66653	BUSH	4				0.11	0.242
110	RC101-66620	COLLAR	1				0.05	0.11
120	RC108-66620	COLLAR	1				0.034	0.0748
130	06616-25010	NIPPLE GREASE	2				0.008	0.0176
140	RA111-67330	SEAL DUST	2				0.007	0.0154
150	99999-99999	BLANK	0				0	0
160	68741-67560	PIN	1				1.45	3.19
170	01173-61285	BOLT	1				0.08	0.176
180	02174-60120	NUT	2				0.01	0.022

ARM (TELESCOPIC)

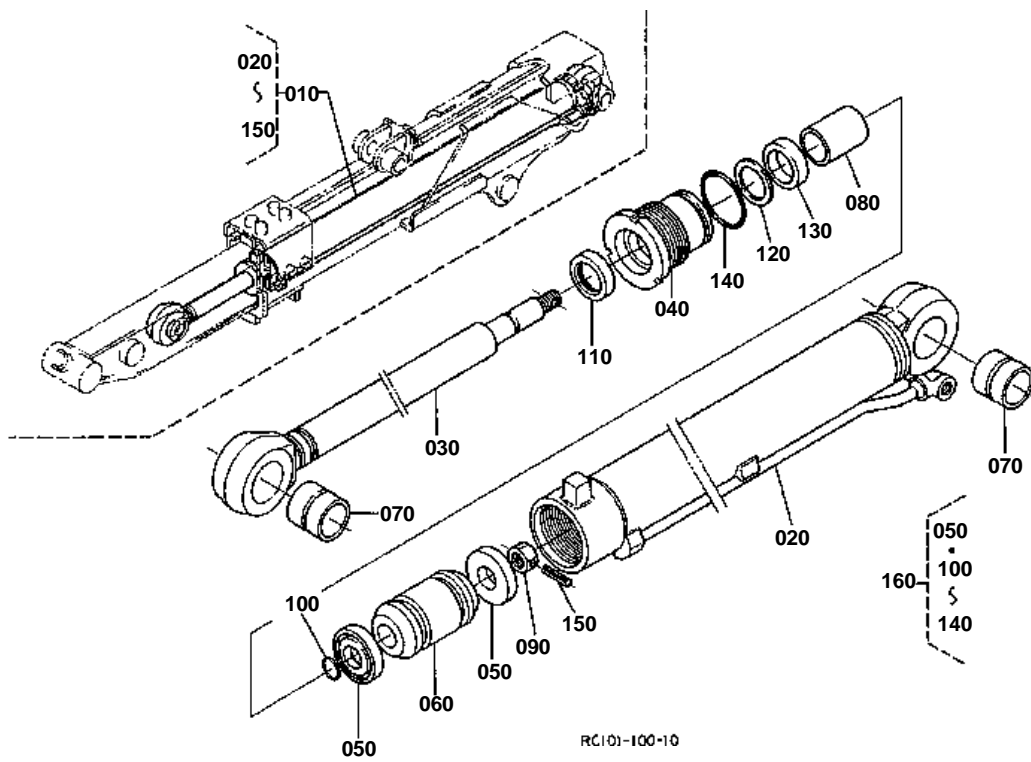


**ARM (TELESCOPIC)**

↔ Interchangeable; ≠ not interchangeable; ← new for old; → old for new

REF.No	Part No.	Description	Q'ty	S.No.	I/C	REMARKS	Weight (kgf)	Weight (lb)
010	90545-11350	ASSY TELESCOPIC CYL.	1				14.4	31.68
020	90545-11360	HOSE	2				0.89	1.958
025	06114-53031	JOINT PIPE	2				0.085	0.187
030	90565-11810	ADAPTER	2				0.06	0.132
040	68311-95310	PROTECTOR	1				0.79	1.738
045	90055-11670	BUSHING	2				0.04	0.088
050	RC101-95140	HOSE HYDRAULIC	2				0.58	1.276
060	06114-53031	JOINT	2				0.085	0.187
070	90565-11380	JOINT	2				0.08	0.176
080	68308-95320	ASSY ARM SET	1				0	0
090	68171-66624	BUSH	2				0.15	0.33
100	06611-15010	NIPPLE GREASE	1				0.01	0.022
110	68308-95300	ASSY ARM TELESCOPIC	1				0	0
112	68171-66650	BUSH	4				0.11	0.242
116	06616-25010	NIPPLE GREASE	1				0.008	0.0176
120	68318-11430	PLATE	1				9	19.8
130	01173-61630	BOLT	6				0.07	0.154
140	04512-60160	WASHER SPRING	6				0.01	0.022
150	90545-11440	SKID	1				0.67	1.474
160	90565-11450	SHIM	1				0.05	0.11
170	90565-11460	SHIM	1				0.085	0.187
180	90545-11470	BOLT HEX-SOC-HD	4				0.01	0.022
190	02112-60080	NUT	4				0.005	0.011
200	90545-11910	PLATE	1				0.63	1.386
210	90545-11482	COVER	1				0.128	0.2816
220	68318-11490	PLATE	1				0.22	0.484
230	01133-61235	BOLT	6				0.043	0.0946
240	90565-11510	COLLAR	6				0.009	0.0198
250	68318-11520	PLATE	1				0.4	0.88
260	90545-11530	SKID	1				0.57	1.254
270	90545-11540	SHIM	1				0.035	0.077
280	90545-11550	SHIM	1				0.07	0.154
290	90545-11560	SKID	1				0.27	0.594
300	90545-11570	PLATE	1				0.22	0.484
310	90565-11580	BOLT	2				0.26	0.572
320	02172-60200	NUT	2				0.035	0.077
330	68301-95340	COLLAR	2				0.24	0.528

TELESCOPIC CYLINDER [COMONENT PARTS]



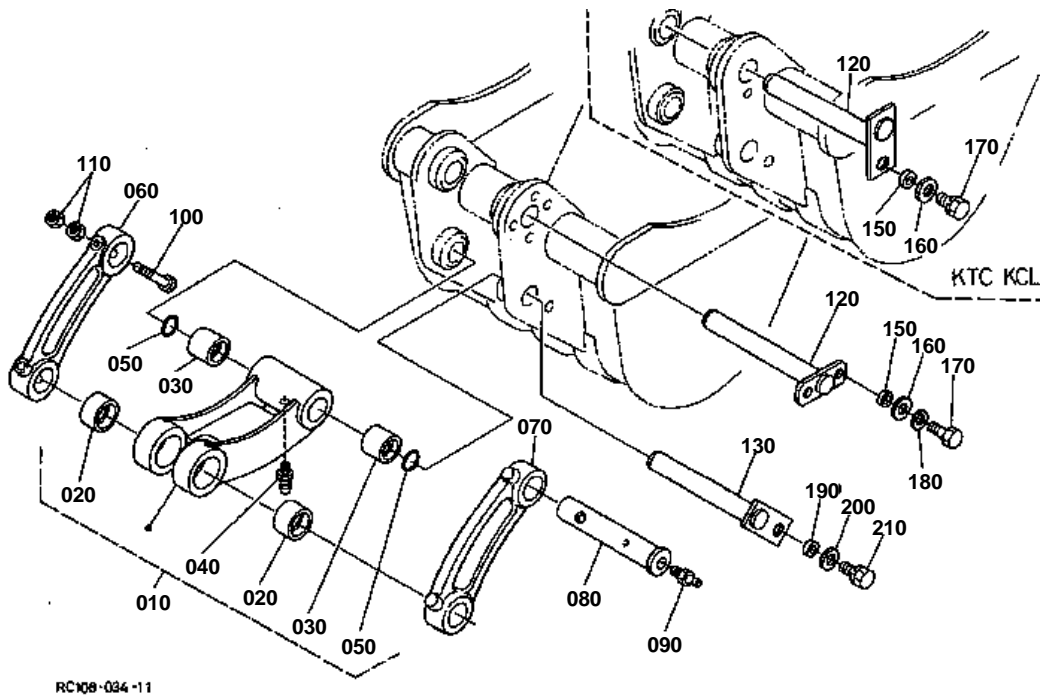


TELESCOPIC CYLINDER [COMONENT PARTS]

↔ Interchangeable; ≠ not interchangeable; ← new for old; → old for new

REF.No	Part No.	Description	Q'ty	S.No.	I/C	REMARKS	Weight (kgf)	Weight (lb)
010	90545-11350	ASSY TELESCOPIC CYL.	1				14.4	31.68
020	90545-91410	ASSY TUBE CYLINDER	1				8.5	18.7
030	90545-91510	ASSY PISTON ROD	1				4.7	10.34
040	90435-11630	COVER ROD	1				0.625	1.375
050	90545-11810	GASKET PISTON	2				0.002	0.0044
060	90435-11640	PISTON	1				0.86	1.892
070	90435-11650	BUSH PIN	2				0.105	0.231
080	90435-11660	DU-BUSH	1				0.045	0.099
090	68721-71392	U-NUT	1				0.057	0.1254
100	90545-11820	O RING	1				0.001	0.0022
110	90545-11830	SEAL DUST	1				0	0
120	90545-11840	RING BACK UP	1				0.001	0.0022
130	90545-11850	GASKET	1				0.002	0.0044
140	90545-11860	O RING	1				0.002	0.0044
150	90545-91620	PIN SPRING	1				0.002	0.0044
160	90545-91160	KIT SEAL	1				0.03	0.066

BUCKET LINK



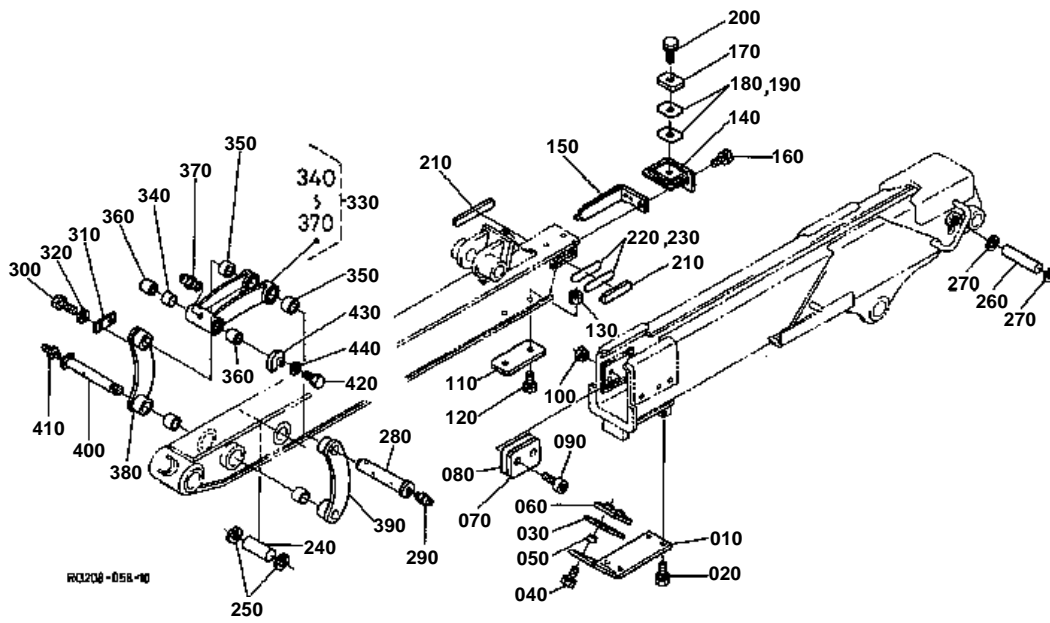
RC108-034-11

**BUCKET LINK**

↔ Interchangeable; ≠ not interchangeable; ← new for old; → old for new

REF.No	Part No.	Description	Q'ty	S.No.	I/C	REMARKS	Weight (kgf)	Weight (lb)
010	RC108-66700	ASSY LINK BUCKET	1				5.1	11.22
020	68161-66533	BUSH	2				0.13	0.286
030	68171-66650	BUSH	2				0.11	0.242
040	06611-15010	NIPPLE GREASE	1				0.01	0.022
050	RA111-67330	SEAL DUST	2				0.007	0.0154
060	68308-66720	LINK BUCKET	1				2.4	5.28
070	68308-66730	LINK BUCKET	1				2.3	5.06
080	68301-66780	PIN	1				0.95	2.09
090	06611-15010	NIPPLE GREASE	1				0.01	0.022
100	01173-61290	BOLT	1				0.065	0.143
110	02174-60120	NUT	2				0.01	0.022
120	RC108-66760	PIN	1			KTA	1.29	2.838
120	RC108-66790	PIN	1			KTC KCL	1.28	2.816
130	RC108-66790	PIN	1				1.28	2.816
140	99999-99999	BLANK	0				0	0
150	RC101-66860	COLLAR	2			KTA	0.008	0.0176
150	68741-66920	SPACER	1			KTC KCL	0.01	0.022
160	41062-51740	COLLAR	2			KTA	0.006	0.0132
160	04015-60120	WASHER PLAIN	1			KTC KCL	0.022	0.0484
170	01073-61035	BOLT	2			KTA	0.031	0.0682
170	01133-61225	BOLT	1			KTC KCL	0.037	0.0814
180	04512-60100	WASHER SPRING	2			KTA	0.002	0.0044
190	68741-66920	SPACER	1				0.01	0.022
200	04015-60120	WASHER PLAIN	1				0.022	0.0484
210	01133-61225	BOLT	1				0.037	0.0814

BUCKET LINK (TELESCOPIC)

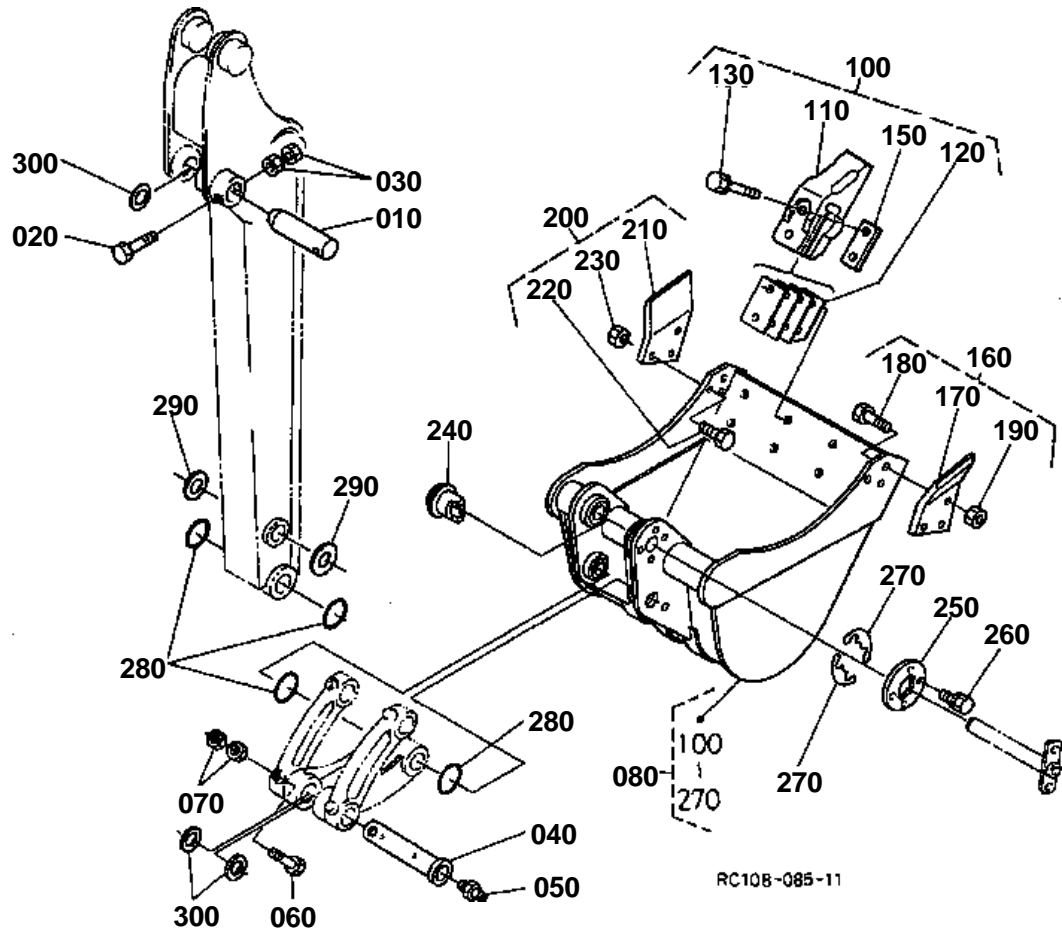


**BUCKET LINK (TELESCOPIC)**

↔ Interchangeable; ≠ not interchangeable; ← new for old; → old for new

REF.No	Part No.	Description	Q'ty	S.No.	I/C	REMARKS	Weight (kgf)	Weight (lb)
010	68318-11590	PLATE	1				3	6.6
020	01133-61225	BOLT	4				0.037	0.0814
030	90565-11922	COVER	1				0.09	0.198
040	01133-61240	BOLT	2				0.05	0.11
050	90565-11510	COLLAR	2				0.009	0.0198
060	90565-11930	NUT	1				0.075	0.165
070	90545-11610	SKID	1				0.55	1.21
080	90545-11890	SHIM	1				0.053	0.1166
090	90565-11620	BOLT HEX-SOC-HD	2				0.009	0.0198
100	02112-60080	NUT	2				0.005	0.011
110	90545-11630	SKID	1				0.6	1.32
120	90565-11620	BOLT HEX-SOC-HD	2				0.009	0.0198
130	02112-60080	NUT	2				0.005	0.011
140	68318-11650	PLATE	1				0.27	0.594
150	68318-11660	PLATE	1				0.28	0.616
160	01133-61230	BOLT	2				0.04	0.088
170	90545-11670	SKID	1				0.2	0.44
180	90545-11680	SHIM	1				0.01	0.022
190	90545-11690	SHIM	1				0.015	0.033
200	01123-60816	BOLT	1				0.01	0.022
210	90545-11710	SKID	2				0.16	0.352
220	90545-11720	SHIM	1				0.01	0.022
230	90545-11730	SHIM	1				0.01	0.022
240	90435-11290	PIN	1				0.42	0.924
250	04611-00300	CIR CLIP INTERNAL	2				0.004	0.0088
260	90055-11250	PIN	1				0.74	1.628
270	04611-00300	CIR CLIP INTERNAL	2				0.004	0.0088
280	90435-11370	PIN	1				2.12	4.664
290	06611-15010	NIPPLE GREASE	1				0.01	0.022
300	01173-61014	BOLT	2				0.02	0.044
310	68221-66750	STOPPER	1				0.07	0.154
320	04512-60100	WASHER SPRING	2				0.002	0.0044
330	RC108-67350	ASSY LINK BUCKET	1				5	11
340	RC101-93840	COLLAR	1				0.044	0.0968
350	68161-66533	BUSH	2				0.13	0.286
360	68171-66650	BUSH	2				0.11	0.242
370	06611-15010	NIPPLE GREASE	1				0.01	0.022
380	RC101-93820	LINK BUCKET	1				2.126	4.6772
390	RC101-93830	LINK BUCKET	1				2.044	4.4968
400	90435-11380	PIN	1				1.22	2.684
410	06611-15010	NIPPLE GREASE	1				0.01	0.022
420	01173-61014	BOLT	2				0.02	0.044
430	RC108-67380	PLATE STOP	1				0.17	0.374
440	04512-60100	WASHER SPRING	2				0.002	0.0044

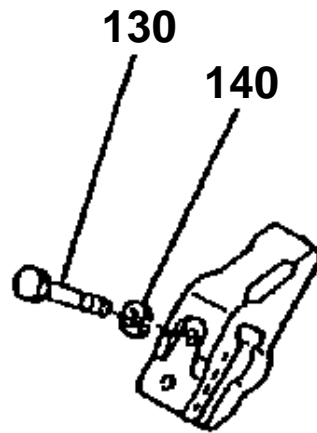
BUCKET



BUCKET

130 01176-61448

140 04512-60140



RC408-814-10



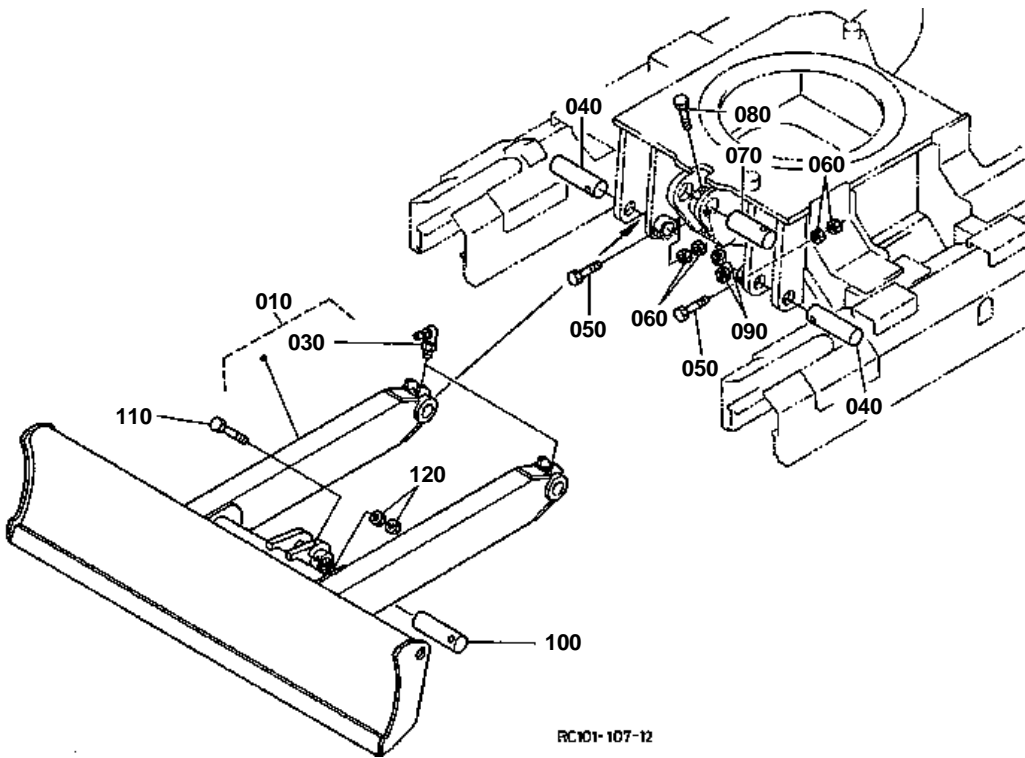
BUCKET
#

REV.MAR.15 '01

↔ Interchangeable; ≠ not interchangeable; ← new for old; → old for new

REF.No	Part No.	Description	Q'ty	S.No.	I/C	REMARKS	Weight (kgf)	Weight (lb)
010	68741-67560	PIN	2				1.45	3.19
020	01173-61285	BOLT	2				0.08	0.176
030	02174-60120	NUT	4				0.01	0.022
040	68301-66770	PIN	1				1.68	3.696
050	06611-15010	NIPPLE GREASE	1				0.01	0.022
060	01173-61295	BOLT	1				0.085	0.187
070	02174-60120	NUT	2				0.01	0.022
080	RC108-66800	ASSY BUCKET	1			KTA 450MM	0	0
080	RC108-68100	ASSY BUCKET	1			KTA 360MM	0	0
090	99999-99999	BLANK	0				0	0
100	RC101-66100	ASSY TEETH	4			KTA 450MM	2.4	5.28
100	RC101-66100	ASSY TEETH	3			KTA 360MM	2.4	5.28
110	RC101-66950	TEETH	4			KTA 450MM	1.9	4.18
110	RC101-66950	TEETH	3			KTA 360MM	1.9	4.18
120	68131-66930	SHIM	4			KTA 450MM	0.03	0.066
120	69201-71390	SHIM	4			KTA 450MM	0.012	0.0264
120	68721-66880	SHIM	4			KTA 450MM	0.05	0.11
120	68721-66890	SHIM	4			KTA 450MM	0.09	0.198
120	68131-66930	SHIM	3			KTA 360MM	0.03	0.066
120	69201-71390	SHIM	3			KTA 360MM	0.012	0.0264
120	68721-66880	SHIM	3			KTA 360MM	0.05	0.11
120	68721-66890	SHIM	3			KTA 360MM	0.09	0.198
130	01176-61448	BOLT	8	≤12008		KTA 450MM	0.07	0.154
130	01138-51448	BOLT	8	≥12009	←	KTA 450MM	0.078	0.1716
130	01176-61448	BOLT	6	≤12008		KTA 360MM	0.07	0.154
130	01138-51448	BOLT	6	≥12009	←	KTA 360MM	0.078	0.1716
140	04512-60140	WASHER SPRING	8	≤12008		KTA 450MM	0.008	0.0176
140	04512-60140	WASHER SPRING	6	≤12008		KTA 360MM	0.008	0.0176
150	68131-66920	NUT	4			KTA 450MM	0.14	0.308
150	68131-66920	NUT	3			KTA 360MM	0.14	0.308
160	RB101-66200	ASSY CUTER SIDE LH	1			KTA	1.1	2.42
170	RB101-66930	CUTER SIDE LH	1			KTA	0.75	1.65
180	68191-66952	BOLT	3			KTA	0.09	0.198
190	68191-66960	NUT	3			KTA	0.025	0.055
200	RB101-66300	ASSY CUTER SIDE RH	1			KTA	1.1	2.42
210	RB101-66940	CUTER SIDE RH	1			KTA	0.73	1.606
220	68191-66952	BOLT	3			KTA	0.09	0.198
230	68191-66960	NUT	3			KTA	0.025	0.055
240	RC101-66870	BUSH	1			KTA	0.35	0.77
250	RC101-66880	PLATE	1			KTA	0.2	0.44
260	01133-61025	BOLT	2			KTA	0.02	0.044
270	RC101-66890	SHIM	10			KTA	0.011	0.0242
270	RC101-66840	SHIM	2			KTA	0.01	0.022
280	68721-66850	O RING	4				0.004	0.0088
290	68221-71180	SHIM	3				0.012	0.0264
300	68131-67720	SHIM	3				0.024	0.0528
300	68131-67730	SHIM	3				0.036	0.0792

BLADE

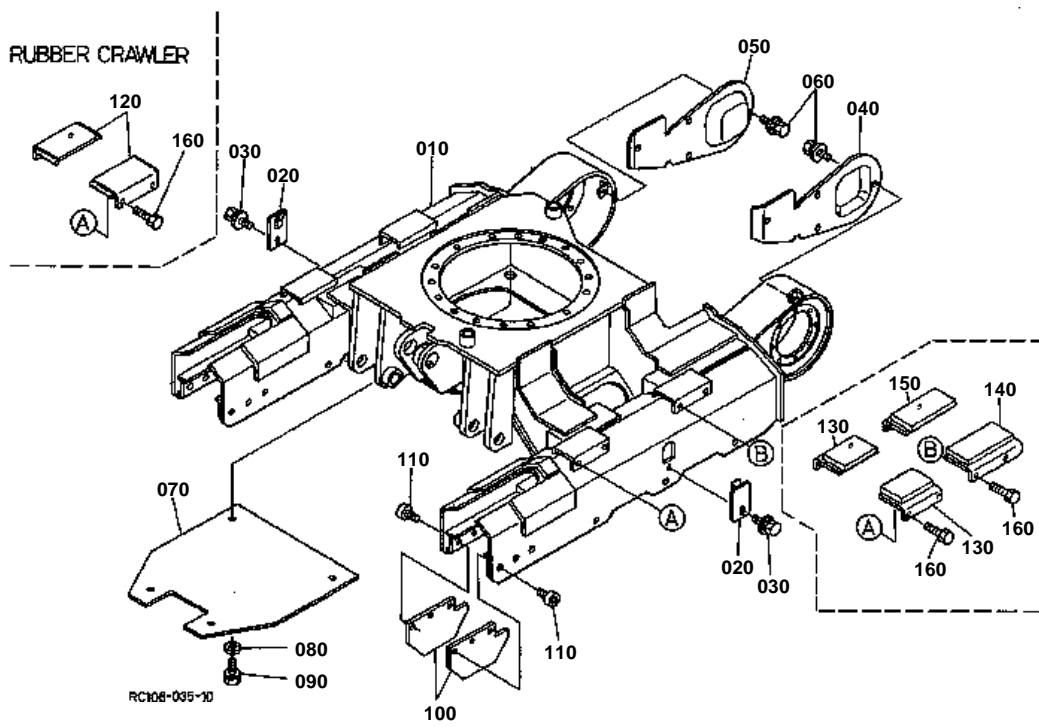


**BLADE**

↔ Interchangeable; ≠ not interchangeable; ← new for old; → old for new

REF.No	Part No.	Description	Q'ty	S.No.	I/C	REMARKS	Weight (kgf)	Weight (lb)
010	RC108-74400	ASSY BLADE(S)	1			1400MM	150	330
020	99999-99999	BLANK	0				0	0
030	06616-25010	NIPPLE GREASE	2				0.008	0.0176
040	68741-74440	PIN	1				1.6	3.52
050	01173-61285	BOLT	1				0.08	0.176
060	02174-60120	NUT	2				0.01	0.022
070	RC101-74440	PIN	1				1.49	3.278
080	01176-61090	BOLT	1				0.054	0.1188
090	02118-60100	NUT	2				0.006	0.0132
100	68741-75120	PIN	1				1.62	3.564
110	01173-61285	BOLT	1				0.08	0.176
120	02174-60120	NUT	2				0.01	0.022

TRACK FRAME



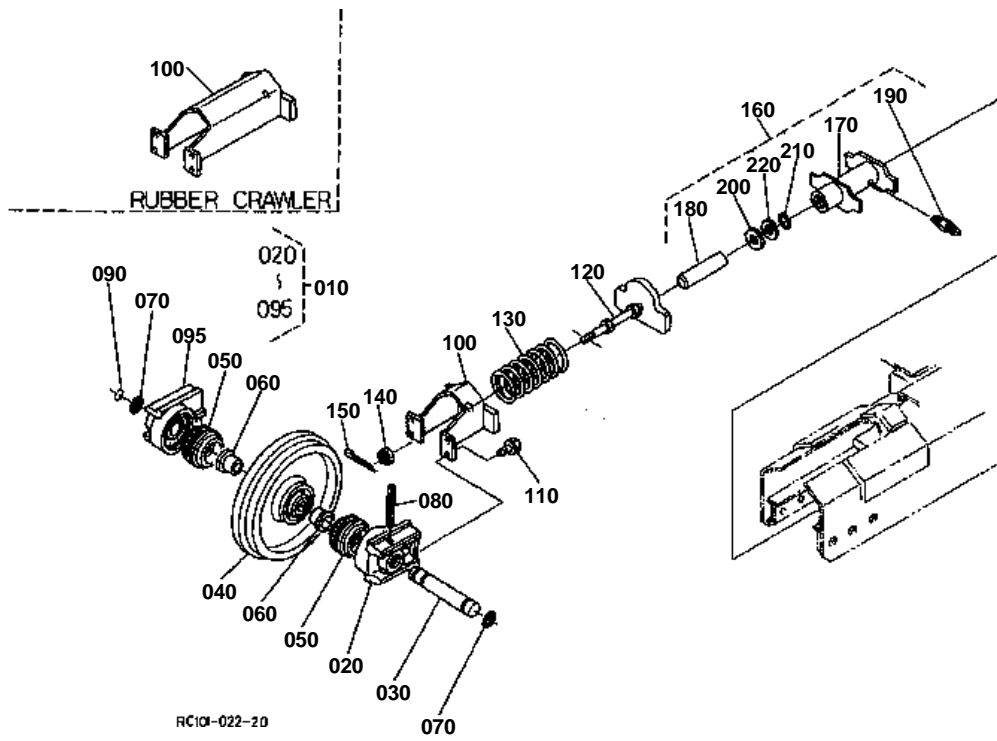


TRACK FRAME

↔ Interchangeable; ≠ not interchangeable; ← new for old; → old for new

REF.No	Part No.	Description	Q'ty	S.No.	I/C	REMARKS	Weight (kgf)	Weight (lb)
010	RC108-21110	FRAME TRACK	1				0	0
020	RC108-21140	COVER	2				0.172	0.3784
030	01135-61020	BOLT	2				0.015	0.033
040	RC108-21150	COVER MOTOR LH	1				1.6	3.52
050	RC108-21160	COVER MOTOR RH	1				1.6	3.52
060	01135-61020	BOLT	8				0.015	0.033
070	68328-21170	COVER	1				4.75	10.45
080	04015-60100	WASHER PLAIN	4				0.015	0.033
090	01133-61020	BOLT	4				0.02	0.044
100	68311-21182	GUIDE	4			IRON CRAWLER	1.64	3.608
110	68541-21180	BOLT HEX-SOC-HD	12			IRON CRAWLER	0.033	0.0726
120	RC108-21810	PLATE	4			RUBBER CRAWLER	1.72	3.784
130	RC108-21840	PLATE	2			IRON CRAWLER	3.05	6.71
140	RC108-21860	PLATE	1			IRON CRAWLER	4.2	9.24
150	RC108-21850	PLATE	1			IRON CRAWLER	4.2	9.24
160	01176-61230	BOLT	8				0.036	0.0792

IDLER



**IDLER**

↔ Interchangeable; ≠ not interchangeable; ← new for old; → old for new

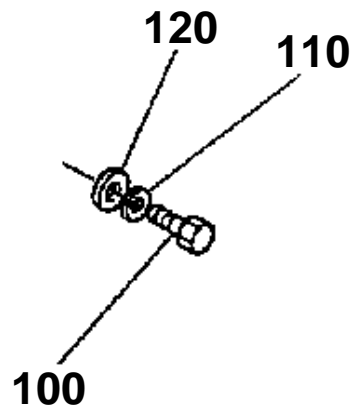
REF.No	Part No.	Description	Q'ty	S.No.	I/C	REMARKS	Weight (kgf)	Weight (lb)
010	RC101-21300	ASSY WHEEL IDLER	2				26.5	58.3
020	RC101-21320	BRACKET	2				2.72	5.984
030	68761-21330	SHAFT IDLER	2				1.36	2.992
040	RC101-21340	WHEEL IDLER	2				18.6	40.92
050	68221-14630	SEAL FLOATING	4				0.19	0.418
060	68761-21360	BUSH	4				0.13	0.286
070	04811-50300	O RING	4				0	0
080	05411-01080	PIN SPRING	2				0.015	0.033
090	68761-21380	WIRE	2				0.01	0.022
095	RC101-21370	BRACKET	2				2.74	6.028
100	RC101-21450	YOKE	2			IRON CRAWLER	5.7	12.54
100	RC101-21412	YOKE CRAWLER RUBBER	2			RUBBER CRAWLER	11.5	25.3
110	01133-61230	BOLT	8				0.04	0.088
120	RC101-21430	RETAINER SPRING	2			IRON CRAWLER	3.35	7.37
130	68171-21422	SPRING	2			IRON CRAWLER	3.5	7.7
140	68741-21420	NUT	2			IRON CRAWLER	0.04	0.088
150	05511-50435	PIN SPLIT	2			IRON CRAWLER	0.004	0.0088
160	RC101-21500	ASSY CYLINDER	2				6.8	14.96
170	RC101-21510	TUBE CYLINDER	2				5.12	11.264
180	RC101-21570	ROD	2				1.6	3.52
190	RC101-21552	ASSY NIPPLE	2				0.075	0.165
200	68241-21550	SEAL ROD	2				0.01	0.022
210	04810-00400	O RING	2				0	0
220	68051-62370	RING BACK UP	2				0.001	0.0022

TRACK ROLLER

100 01176-61230

110 04512-60120

120 RC101-2179-0



RC108-810-10



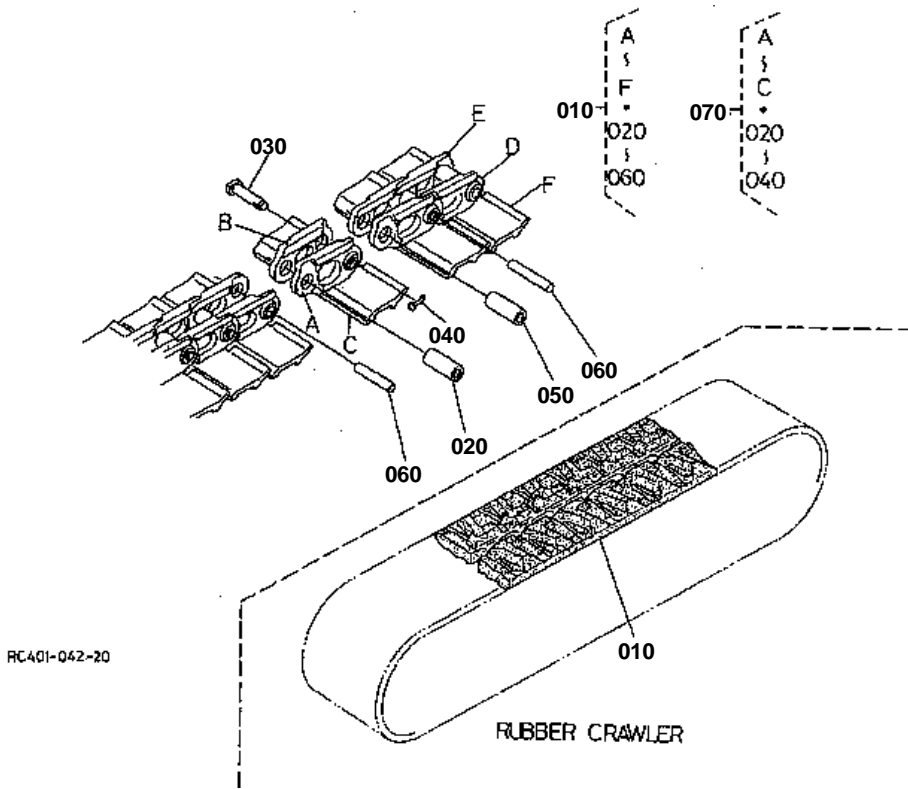
TRACK ROLLER
#

REV.MAR.15 '01

↔ Interchangeable; ≠ not interchangeable; ← new for old; → old for new

REF.No	Part No.	Description	Q'ty	S.No.	I/C	REMARKS	Weight (kgf)	Weight (lb)
010	RC101-21800	ASSY ROLLER TRACK	6	<=11805			0	0
010	RC101-21803	ASSY ROLLER TRACK	6	>=11806	←		7.7	16.94
020	RC101-21870	BRACKET TRACK ROLLER	12				0.76	1.672
030	RC101-21880	SHAFT TRACK ROLLER	6	<=11805			0	0
030	RC101-21882	SHAFT TRACK ROLLER	6	>=11806	←		1.04	2.288
040	RC101-21890	ROLLER TRACK	6				4.3	9.46
050	08101-06206	BEARING BALL	12				0.196	0.4312
060	RB401-21350	SEAL	12				0.11	0.242
070	RC301-21860	WIRE	12				0.001	0.0022
080	04811-00240	O RING	12				0	0
090	15521-96020	PLUG	6				0.003	0.0066
100	01176-61230	BOLT	12	<=11805			0.036	0.0792
100	RC601-21850	BOLT	12	>=11806	←		0.05	0.11
110	04512-60120	WASHER SPRING	12	<=11805			0.005	0.011
120	RC101-21790	WASHER	12	<=11805			0.1	0.22

CRAWLER



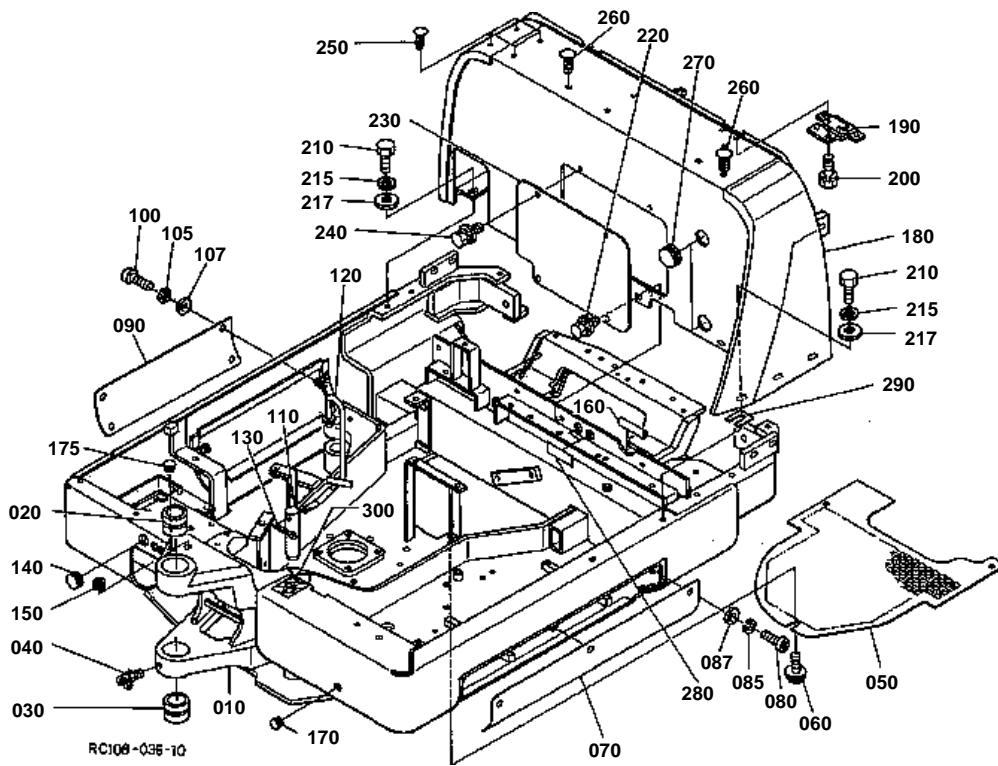


CRAWLER

↔ Interchangeable; ≠ not interchangeable; ← new for old; → old for new

REF.No	Part No.	Description	Q'ty	S.No.	I/C	REMARKS	Weight (kgf)	Weight (lb)
010	RC108-22100	ASSY CRAWLER	2			IRON CRAWLER	130	286
010	RC101-22310	CRAWLER RUBBER	2	<=11693		RUBBER CRAWLER	0	0
010	RC101-22313	CRAWLER RUBBER	2	>=11694	←	RUBBER CRAWLER	90	198
020	69110-22230	BUSH	2			IRON CRAWLER	0.155	0.341
030	69110-22242	PIN MASTER	2			IRON CRAWLER	0.18	0.396
040	68351-22190	PIN SET	2			IRON CRAWLER	0.007	0.0154
050	69110-22230	BUSH	76			IRON CRAWLER	0.155	0.341
060	69110-22290	PIN TRACK	76			IRON CRAWLER	0.157	0.3454
070	68301-22252	ASSY LINK MASTER	2			IRON CRAWLER	3.25	7.15

SWIVEL FRAME

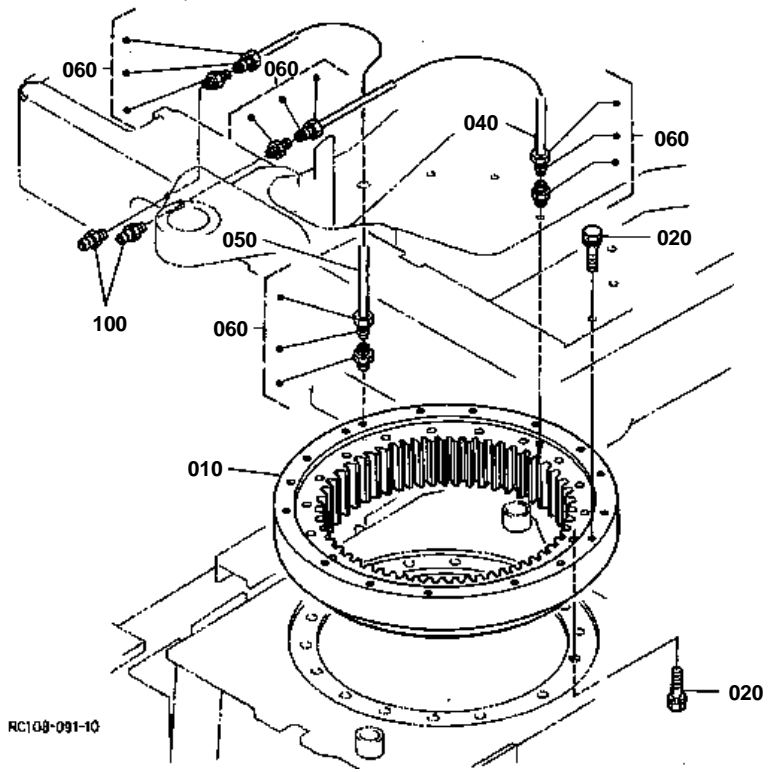


**SWIVEL FRAME**

↔ Interchangeable; ≠ not interchangeable; ← new for old; → old for new

REF.No	Part No.	Description	Q'ty	S.No.	I/C	REMARKS	Weight (kgf)	Weight (lb)
010	RC108-41313	FRAME SWING	1				0	0
020	68311-41120	BUSH	1				0.57	1.254
030	68311-41130	BUSH	1				0.43	0.946
040	06616-35010	NIPPLE GREASE	1				0.009	0.0198
050	RC108-41150	COVER	1				0	0
060	01135-61020	BOLT	3				0.015	0.033
070	RC108-41160	COVER	1				2.36	5.192
080	RC101-41140	BOLT HEX-SOC-HD	5				0.01	0.022
085	04512-60080	WASHER SPRING	5				0.002	0.0044
087	04013-60080	WASHER PLAIN	5				0.002	0.0044
090	RC108-41170	COVER	1				1.54	3.388
100	RC101-41140	BOLT HEX-SOC-HD	4				0.01	0.022
105	04512-60080	WASHER SPRING	4				0.002	0.0044
107	04013-60080	WASHER PLAIN	4				0.002	0.0044
110	RD101-41180	PIN SWING LOCK	1				0.89	1.958
120	RC101-41190	LEVER SWING LOCK	1				0.35	0.77
130	05511-50325	PIN SPLIT	1				0.002	0.0044
140	68331-51430	GROMMET	1				0.01	0.022
150	68551-51250	CUSHION	1				0.001	0.0022
160	68493-42750	GROMMET	1				0.001	0.0022
170	68588-82530	GROMMET	1				0.005	0.011
175	68741-66560	CAP	1				0.001	0.0022
180	RC108-41410	FRAME ARCH	1				107	235.4
190	RC108-41240	HINGE	2				0.76	1.672
200	01133-61020	BOLT	4				0.02	0.044
210	01176-61240	BOLT	5				0.044	0.0968
215	04512-60120	WASHER SPRING	5				0.005	0.011
217	69110-42120	WASHER	5				0.018	0.0396
220	01135-61025	BOLT	4				0.04	0.088
230	RC108-41230	COVER	1				1.78	3.916
240	01135-61020	BOLT	4				0.015	0.033
250	RC101-41290	PLUG	4				0.002	0.0044
260	RC101-41280	PLUG	2			CANOPY	0.008	0.0176
270	68748-53120	GROMMET	2				0.015	0.033
280	RC101-41380	LABEL 1	1			CANOPY	0.001	0.0022
290	RC101-41270	SHIM	2				0.003	0.0066
290	68311-41250	SHIM	2				0.003	0.0066
300	RC101-41380	LABEL 1	1				0.001	0.0022

SWIVEL BEARING



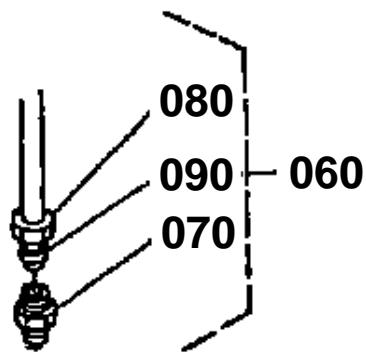
SWIVEL BEARING

060 68241-6747-0

070 68241-6748-0

080 68331-4135-0

090 68331-4134-0



RG408-801-10



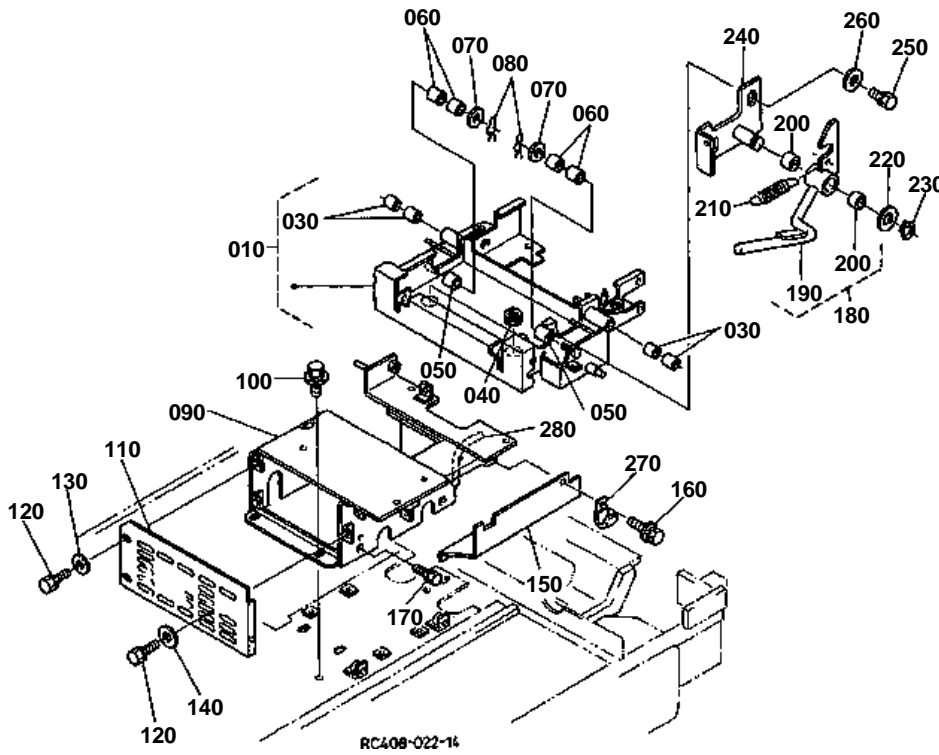
SWIVEL BEARING
#

REV.MAR.15 '01

↔ Interchangeable; ≠ not interchangeable; ← new for old; → old for new

REF.No	Part No.	Description	Q'ty	S.No.	I/C	REMARKS	Weight (kgf)	Weight (lb)
010	RC101-19110	BEARING SWIVEL	1	≤11605			40	88
010	RC101-19113	BEARING SWIVEL	1	≥11606	≠		35	77
020	01138-61635	BOLT	31	≤11912			0.02	0.044
020	01138-51635	BOLT	31	≥11913	↔		0.45	0.99
030	99999-99999	BLANK	0				0	0
040	69241-19220	TUBE GREASE	1	≤11693			0	0
040	RC108-19220	TUBE GREASE	1	≥11694	≠		0.03	0.066
050	68271-67470	PIPE GREASE	1	≤11693			0.01	0.022
050	RC108-19210	TUBE GREASE	1	≥11694	≠		0.02	0.044
060	68241-67470	CONNECTOR	4	≤11693			0.013	0.0286
060	68721-67480	CONNECTOR	4	≥11694	≠		0.02	0.044
070	68241-67480	BODY CONNECTOR	4	≤11693			0.01	0.022
080	68331-41350	NUT	4	≤11693			0.002	0.0044
090	68331-41340	SLEEVE	4	≤11693			0.001	0.0022
100	06611-15010	NIPPLE GREASE	2				0.01	0.022

SEAT SUPPORT





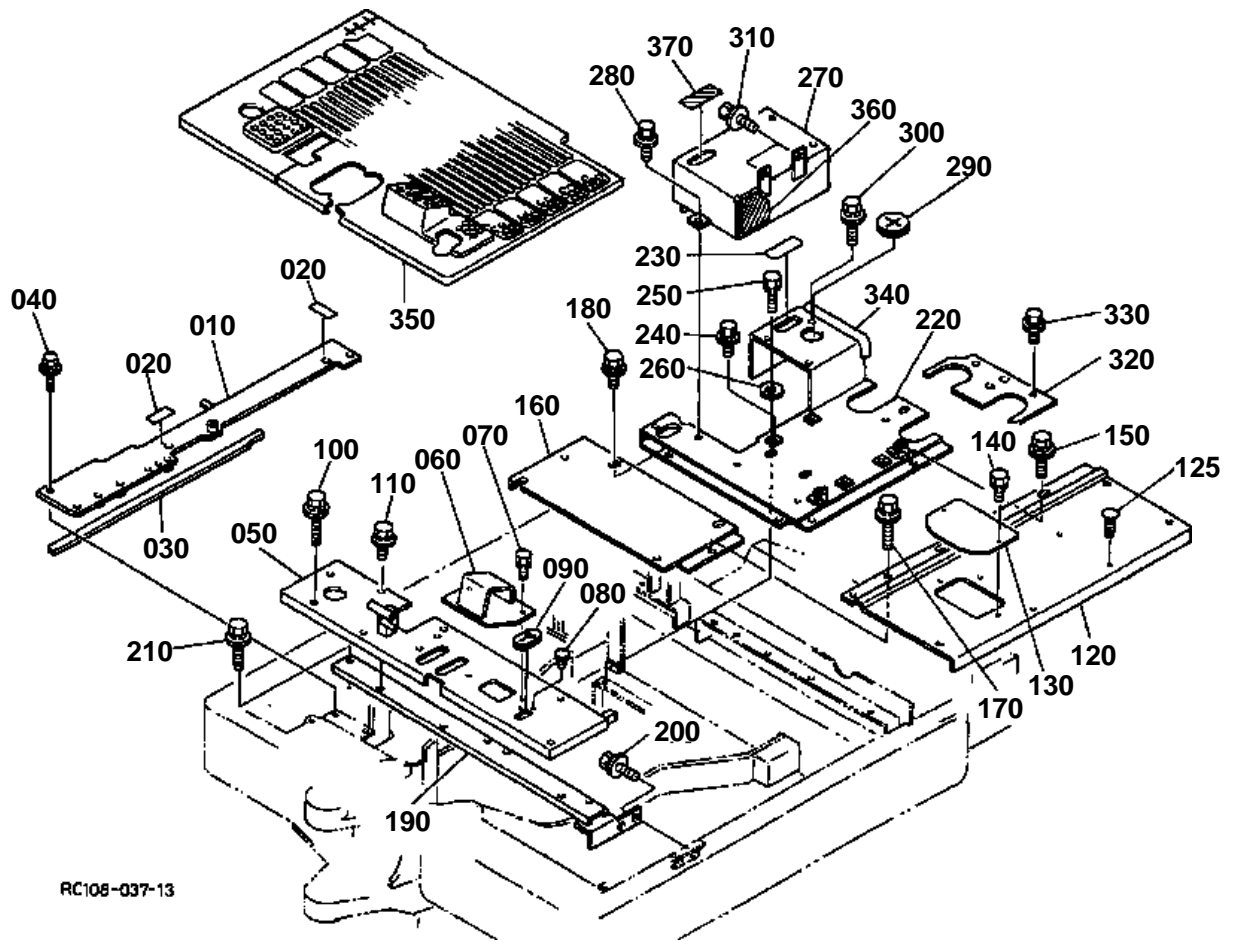
SEAT SUPPORT

#

REV.MAR.15 '01

↔ Interchangeable; ≠ not interchangeable; ← new for old; → old for new

REF.No	Part No.	Description	Q'ty	S.No.	I/C	REMARKS	Weight (kgf)	Weight (lb)
010	RC108-38200	ASSY SUPPORT SEAT	1				16.7	36.74
020	99999-99999	BLANK	0				0	0
030	08511-02020	BUSH	4				0.01	0.022
040	68748-53120	GROMMET	2				0.015	0.033
050	RC101-38160	COLLAR	2				0.009	0.0198
060	08511-01008	BUSH	4				0.002	0.0044
070	04013-60100	WASHER PLAIN	2				0.003	0.0066
080	05525-61000	PIN SNAP	2				0.002	0.0044
090	RC408-38142	SUPPORT SEAT	1	<=11767			0	0
090	RC408-38143	SUPPORT SEAT	1	>=11768	←		8	17.6
100	01135-61025	BOLT	8				0.04	0.088
110	RC101-38210	COVER SEAT SUPPORT	1				0.66	1.452
120	01222-50616	BOLT	3				0.005	0.011
130	04013-60060	WASHER PLAIN	2				0.001	0.0022
140	04015-60060	WASHER PLAIN	1				0.005	0.011
150	RC408-38150	COVER	1				1.04	2.288
160	01025-60616	BOLT	2				0.01	0.022
170	01123-60820	BOLT	3				0.015	0.033
180	RC108-38300	ASSY LEVER LOCK	1				0.2	0.44
190	99999-99999	BLANK	0			NOT SALE	0	0
200	08511-01410	BUSH	2				0.005	0.011
210	52200-33550	SPRING BRAKE RETURN	1				0.01	0.022
220	04013-60140	WASHER PLAIN	1				0.01	0.022
230	04612-00140	CIR CLIP EXTERNAL	1				0.001	0.0022
240	RC101-38310	BRACKET LOCK	1				0.2	0.44
250	01133-61025	BOLT	2				0.02	0.044
260	04013-60100	WASHER PLAIN	2				0.003	0.0066
270	15272-67580	CLAMP CORD	1				0.021	0.0462
280	68493-42760	GROMMET	1	>=12009			0.01	0.022



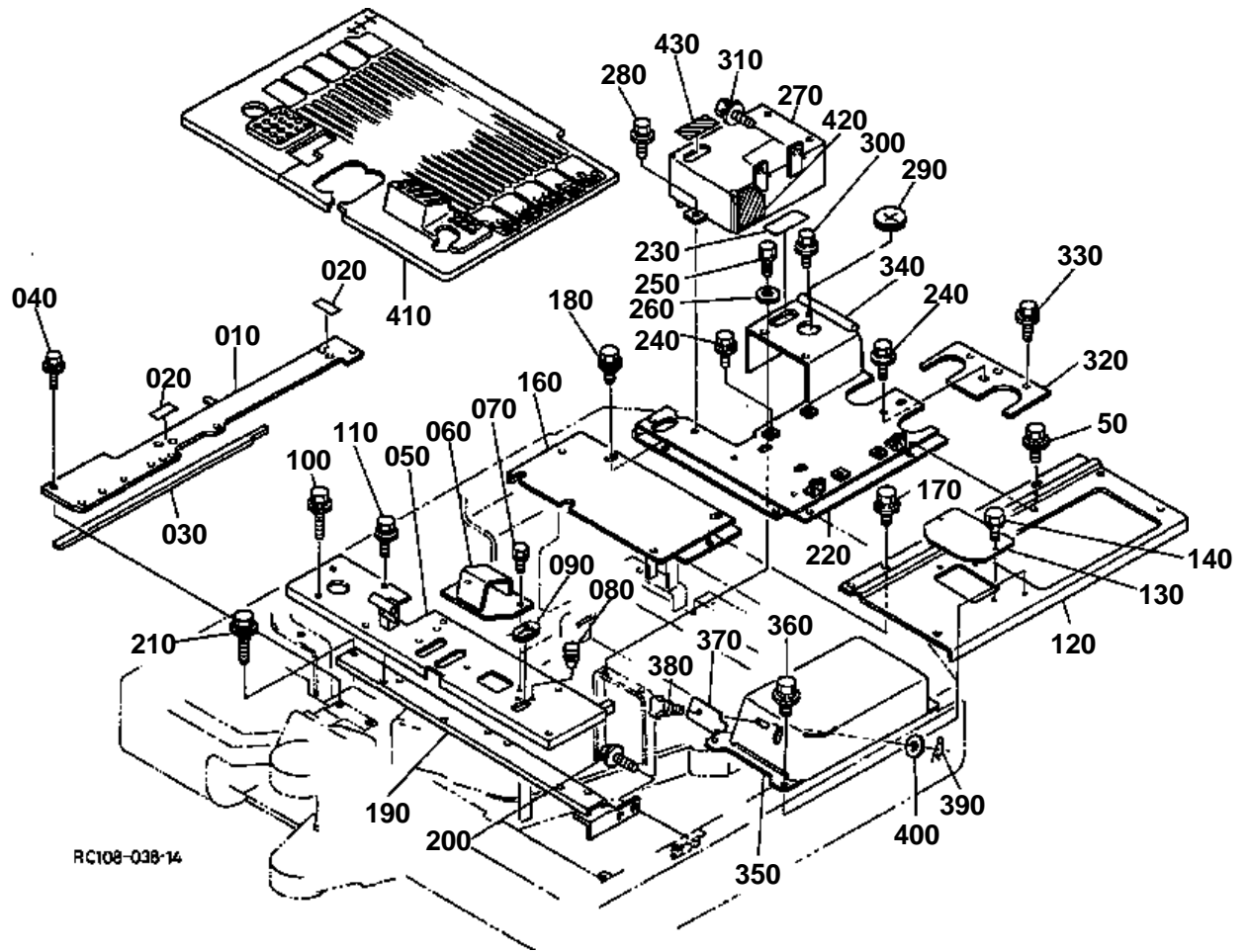
RC108-037-13

STEP
#

REV.MAR.15 '01

↔ Interchangeable; ≠ not interchangeable; ← new for old; → old for new

REF.No	Part No.	Description	Q'ty	S.No.	I/C	REMARKS	Weight (kgf)	Weight (lb)
010	RC101-44115	SUPPORT STEP	1				3.5	7.7
020	RC101-44680	LABEL SET	2				0.001	0.0022
030	RC101-44230	SPONGE	1				0.017	0.0374
040	01135-61030	BOLT	4				0.028	0.0616
050	RC108-44120	STEP	1				4	8.8
060	RC408-44220	COVER STEP	1				1.04	2.288
070	01123-60814	BOLT	2				0.01	0.022
080	38240-29870	CUSHION	1				0.004	0.0088
090	RC101-44080	GROMMET	1				0.003	0.0066
100	01135-61040	BOLT	3				0.033	0.0726
110	01135-61020	BOLT	3				0.015	0.033
120	RC108-44132	STEP	1				5	11
125	RC101-41290	PLUG	4				0.002	0.0044
130	RC108-44212	COVER STEP	1				0.1	0.22
140	01133-61016	BOLT	2				0.018	0.0396
150	01135-61025	BOLT	7				0.04	0.088
160	RC101-44150	STEP	1				2.8	6.16
170	01135-61040	BOLT	1				0.033	0.0726
180	01135-61020	BOLT	3				0.015	0.033
190	RC101-44823	SUPPORT STEP	1				2.3	5.06
200	01135-61025	BOLT	2				0.04	0.088
210	01135-61040	BOLT	1				0.033	0.0726
220	RC408-44160	STEP	1				10	22
230	RC101-44690	LABEL SET	1				0.002	0.0044
240	01135-61030	BOLT	3				0.028	0.0616
250	01133-61030	BOLT	2				0.023	0.0506
260	04015-60100	WASHER PLAIN	2				0.015	0.033
270	RC408-44840	COVER CANOPY	1	<=12065		CANOPY	2.85	6.27
270	RD308-44830	COVER RH	1	>=12066	≠	CANOPY	2.63	5.786
270	RC408-44830	COVER CABIN RH	1	<=12065		CABIN	2.8	6.16
270	RD308-44830	COVER RH	1	>=12066	≠	CABIN	2.63	5.786
280	01135-61020	BOLT	3				0.015	0.033
290	RC101-44850	GROMMET	1				0.012	0.0264
300	01135-61040	BOLT	1				0.033	0.0726
310	01135-61020	BOLT	3				0.015	0.033
320	RC101-44170	COVER	1				0.4	0.88
330	01135-61020	BOLT	2				0.015	0.033
340	RC101-44180	TRIM	1				0.02	0.044
350	RC108-44190	MAT CANOPY	1			CANOPY	4.8	10.56
350	RC108-44940	MAT CABIN	1			CABIN	1	2.2
360	RD308-44850	LABEL SET	1	>=12066		CANOPY	0.006	0.0132
370	RC101-44690	LABEL SET	1	>=12066			0.002	0.0044



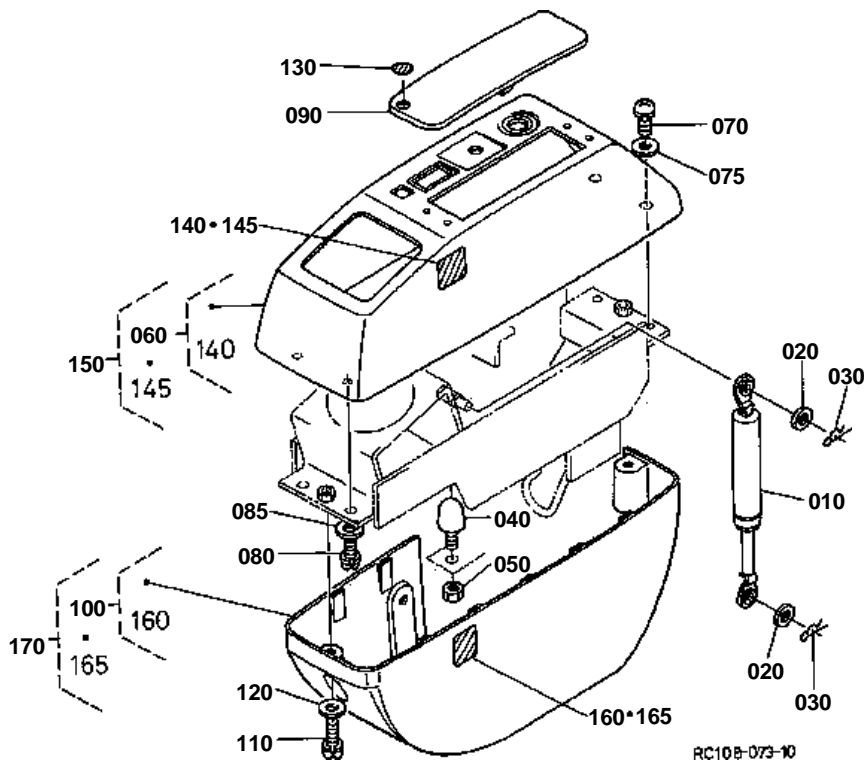
STEP
#

REV.MAR.15 '01

↔ Interchangeable; ≠ not interchangeable; ← new for old; → old for new

REF.No	Part No.	Description	Q'ty	S.No.	I/C	REMARKS	Weight (kgf)	Weight (lb)
010	RC101-44115	SUPPORT STEP	1				3.5	7.7
020	RC101-44680	LABEL SET	2				0.001	0.0022
030	RC101-44230	SPONGE	1				0.017	0.0374
040	01135-61030	BOLT	4				0.028	0.0616
050	RC108-44120	STEP	1				4	8.8
060	RC408-44220	COVER STEP	1				1.04	2.288
070	01123-60814	BOLT	2				0.01	0.022
080	38240-29870	CUSHION	1				0.004	0.0088
090	RC101-44080	GROMMET	1				0.003	0.0066
100	01135-61040	BOLT	3				0.033	0.0726
110	01135-61020	BOLT	3				0.015	0.033
120	RC108-44142	STEP	1				4	8.8
130	RC108-44212	COVER STEP	1				0.1	0.22
140	01133-61016	BOLT	2				0.018	0.0396
150	01135-61025	BOLT	7				0.04	0.088
160	RC101-44150	STEP	1				2.8	6.16
170	01135-61040	BOLT	1				0.033	0.0726
180	01135-61020	BOLT	3				0.015	0.033
190	RC101-44823	SUPPORT STEP	1				2.3	5.06
200	01135-61025	BOLT	2				0.04	0.088
210	01135-61040	BOLT	1				0.033	0.0726
220	RC408-44160	STEP	1				10	22
230	RC101-44690	LABEL SET	1				0.002	0.0044
240	01135-61030	BOLT	3				0.028	0.0616
250	01133-61030	BOLT	2				0.023	0.0506
260	04015-60100	WASHER PLAIN	2				0.015	0.033
270	RC408-44840	COVER CANOPY	1	<=12065		CANOPY	2.85	6.27
270	RD308-44830	COVER RH	1	>=12066	≠	CANOPY	2.63	5.786
270	RC408-44830	COVER CABIN RH	1	<=12065		CABIN	2.8	6.16
270	RD308-44830	COVER RH	1	>=12066	≠	CABIN	2.63	5.786
280	01135-61020	BOLT	3				0.015	0.033
290	RC101-44850	GROMMET	1				0.012	0.0264
300	01135-61040	BOLT	1				0.033	0.0726
310	01135-61020	BOLT	3				0.015	0.033
320	RC101-44170	COVER	1				0.4	0.88
330	01135-61020	BOLT	2				0.015	0.033
340	RC101-44180	TRIM	1				0.02	0.044
350	RD108-96712	COVER JD	1				3	6.6
360	01135-61025	BOLT	2				0.04	0.088
370	RD108-96740	PLATE JD	1				0.068	0.1496
380	RD108-96750	BOLT KNOB	1				0.01	0.022
390	05525-60600	PIN SNAP	1				0.001	0.0022
400	04013-60060	WASHER PLAIN	3				0.001	0.0022
410	RC108-44190	MAT CANOPY	1			CANOPY	4.8	10.56
410	RC108-44940	MAT CABIN	1			CABIN	1	2.2
420	RD308-44850	LABEL SET	1	>=12066		CANOPY	0.006	0.0132
430	RC101-44690	LABEL SET	1	>=12066			0.002	0.0044

COVER (LEFT)

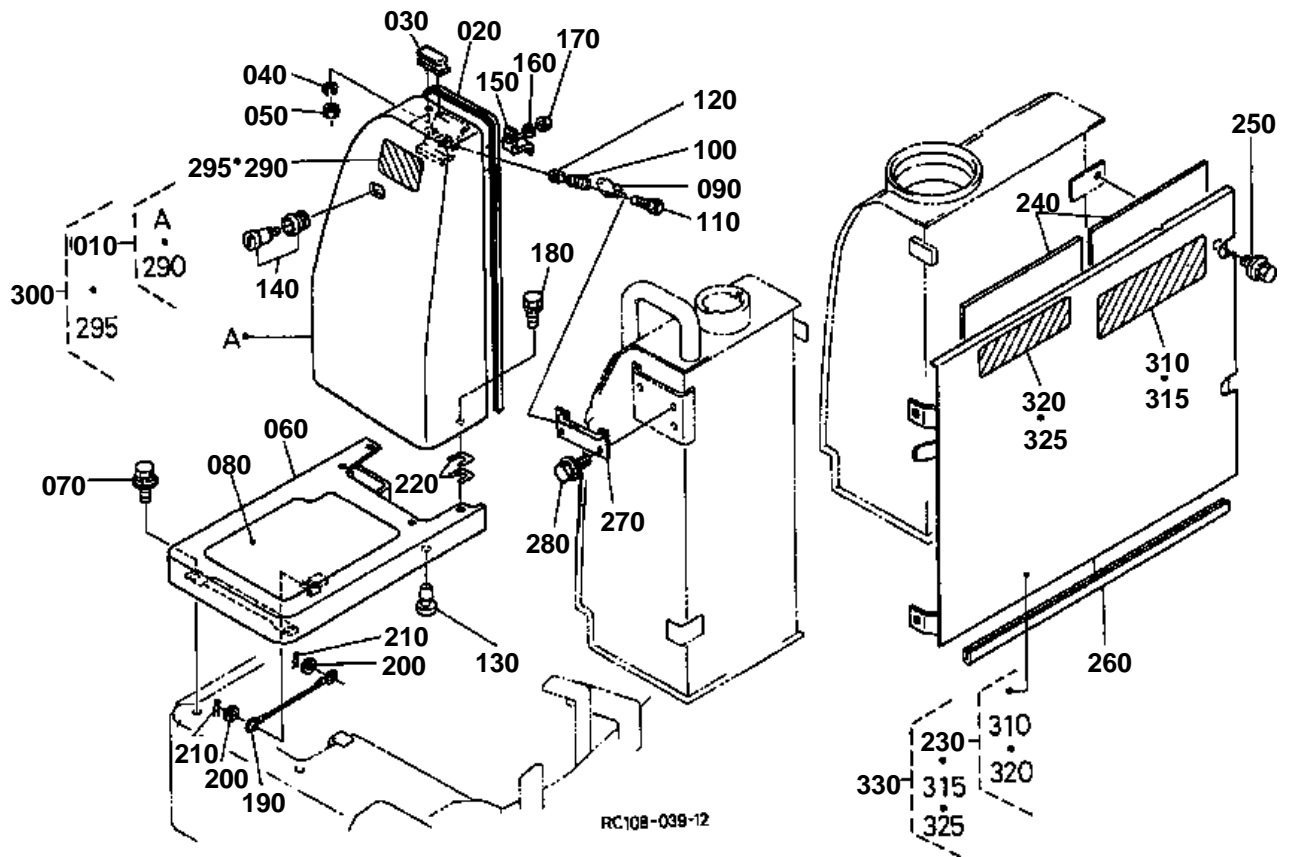


**COVER (LEFT)**

↔ Interchangeable; ≠ not interchangeable; ← new for old; → old for new

REF.No	Part No.	Description	Q'ty	S.No.	I/C	REMARKS	Weight (kgf)	Weight (lb)
010	RC101-44552	DAMPER	1				0.17	0.374
020	04013-60080	WASHER PLAIN	2				0.002	0.0044
030	05525-50800	PIN SNAP	2				0.001	0.0022
040	69181-48310	CUSHION	1				0.04	0.088
050	02114-60080	NUT	1				0.002	0.0044
060	RC108-91340	KIT COVER CANOPY(A)	1			CANOPY	0.53	1.166
060	RC108-91350	KIT COVER CAB(A)	1			CABIN	0.505	1.111
070	03004-60820	SCREW WITH WASHER	2				0.012	0.0264
075	04013-60080	WASHER PLAIN	2				0.002	0.0044
080	03004-60620	SCREW WITH WASHER	2				0.005	0.011
085	04013-60060	WASHER PLAIN	2				0.001	0.0022
090	RC101-44610	PLATE	1			CANOPY	0.08	0.176
090	RC101-44620	PLATE	1			CABIN	0.05	0.11
100	RC108-91310	KIT COVER LOWER L(A)	1				0.5	1.1
110	03004-60820	SCREW WITH WASHER	3				0.012	0.0264
120	04013-60080	WASHER PLAIN	3				0.002	0.0044
130	RC101-57810	LABEL SET	1				0.001	0.0022
140	RC108-57630	LABEL	1			CABIN ENGLISH	0.004	0.0088
140	RC108-57652	LABEL	1			CABIN ENGLISH	0.002	0.0044
145	RC108-57750	LABEL	1			CANOPY FRENCH	0.001	0.0022
145	RC108-58680	LABEL	1			CABIN FRENCH	0.001	0.0022
150	RC108-91640	KIT COVER CANOPY(B)	1			CANOPY	8	17.6
150	RC108-91650	KIT COVER CAB(B)	1			CABIN	2.5	5.5
160	RC108-57530	LABEL LEVER LOCK	1			ENGLISH	0.003	0.0066
165	RC108-58610	LABEL LEVER LOCK	1			FRENCH	0.001	0.0022
170	RC108-91610	KIT COVER LOWER L(B)	1				0.52	1.144

COVER (TANK)





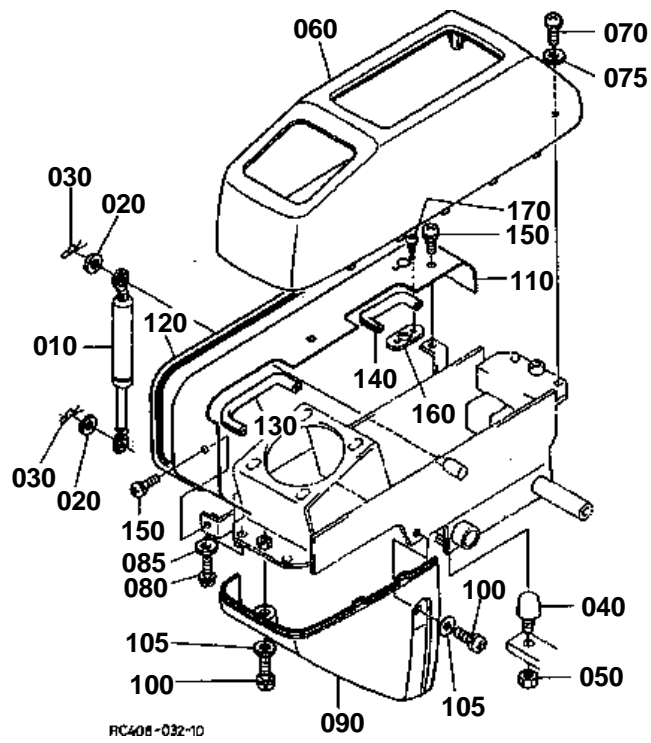
COVER (TANK)
#

REV.MAR.15 '01

↔ Interchangeable; ≠ not interchangeable; ← new for old; → old for new

REF.No	Part No.	Description	Q'ty	S.No.	I/C	REMARKS	Weight (kgf)	Weight (lb)
010	RC108-91440	KIT COVER TANK UP.(A)	1				2.79	6.138
020	RC108-44420	TRIM	1				0.092	0.2024
030	RC408-44770	GRIP	1				0.031	0.0682
040	04512-60060	WASHER SPRING	2				0.001	0.0022
050	02014-60060	NUT	2				0.002	0.0044
060	RC108-44390	COVER TANK LOWER	1				3.34	7.348
070	01125-60816	BOLT	4				0.01	0.022
080	68311-44180	STOPPER	1				0.03	0.066
090	RC101-44860	STOPPER	1				0.01	0.022
100	RC101-44870	SPRING	2				0.004	0.0088
110	01053-60640	BOLT	2				0.009	0.0198
120	02012-60060	NUT	2				0.005	0.011
130	68351-43220	CUSHION	2				0.004	0.0088
140	RC101-43540	ASSY LOCK CYLINDER	1				0.12	0.264
150	RC101-44780	PLATE	1				0.063	0.1386
160	04512-60100	WASHER SPRING	1				0.002	0.0044
170	02114-60100	NUT	1				0.008	0.0176
180	01133-61020	BOLT	4				0.02	0.044
190	RC101-44380	ROPE COVER	1				0.01	0.022
200	04013-60080	WASHER PLAIN	2				0.002	0.0044
210	05525-50800	PIN SNAP	2				0.001	0.0022
220	RC101-44580	SHIM	6				0.001	0.0022
230	RC108-91422	KIT COVER TANK(A)	1				6	13.2
240	RC101-62190	PLATE PARTITION	2				0.055	0.121
250	01135-61020	BOLT	4				0.015	0.033
260	68651-48330	GROMMET	1				0.05	0.11
270	RC101-44465	CATCH	1				0.17	0.374
280	01135-61025	BOLT	2				0.04	0.088
290	RC108-57630	LABEL	1			ENGLISH	0.004	0.0088
295	RC108-57750	LABEL	1			FRENCH	0.001	0.0022
300	RC108-91740	KIT COVER TANK UP.(B)	1				3.66	8.052
310	68198-57790	LABEL CAUTION	1			ENGLISH	0	0
315	RC108-58630	LABEL CAUTION	1			FRENCH	0	0
320	68308-57290	LABEL	1			ENGLISH	0.001	0.0022
325	RC108-58660	LABEL	1			FRENCH	0.001	0.0022
330	RC108-91722	KIT COVER TANK(B)	1				5	11

INSTRUMENT PANEL

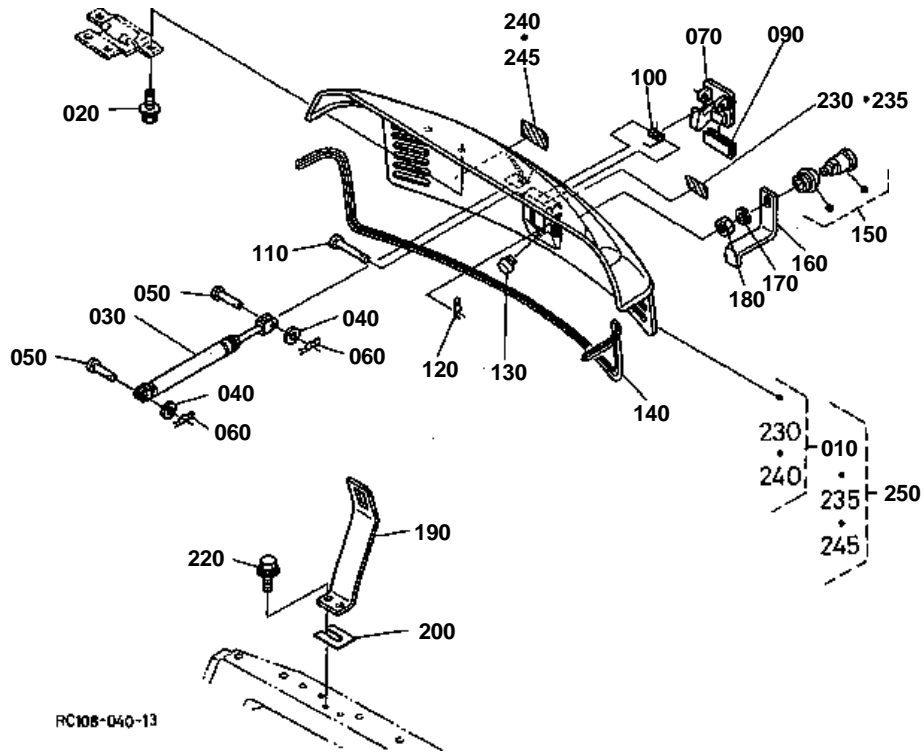


**INSTRUMENT PANEL**

↔ Interchangeable; ≠ not interchangeable; ← new for old; → old for new

REF.No	Part No.	Description	Q'ty	S.No.	I/C	REMARKS	Weight (kgf)	Weight (lb)
010	RC101-44552	DAMPER	1				0.17	0.374
020	04013-60080	WASHER PLAIN	2				0.002	0.0044
030	05525-50800	PIN SNAP	2				0.001	0.0022
040	69181-48310	CUSHION	1				0.04	0.088
050	02114-60080	NUT	1				0.002	0.0044
060	RC101-44740	COVER UPPER RH	1				0.6	1.32
070	03004-60820	SCREW WITH WASHER	2				0.012	0.0264
075	04013-60080	WASHER PLAIN	2				0.002	0.0044
080	03004-60620	SCREW WITH WASHER	2				0.005	0.011
085	04013-60060	WASHER PLAIN	2				0.001	0.0022
090	RC101-44730	COVER RH LOWER	1				0.3	0.66
100	03004-60820	SCREW WITH WASHER	2				0.012	0.0264
105	04013-60080	WASHER PLAIN	2				0.002	0.0044
110	RC108-53140	COVER	1				0.45	0.99
120	68651-48330	GROMMET	1				0.05	0.11
130	RC101-53550	GROMMET	1				0.014	0.0308
140	RC101-53560	GROMMET	1				0.012	0.0264
150	03004-60616	SCREW WITH WASHER	3				0.01	0.022
160	RC108-53120	PLATE	1				0.013	0.0286
170	03614-50410	SCREW TAPPING	2				0.002	0.0044

BONNET

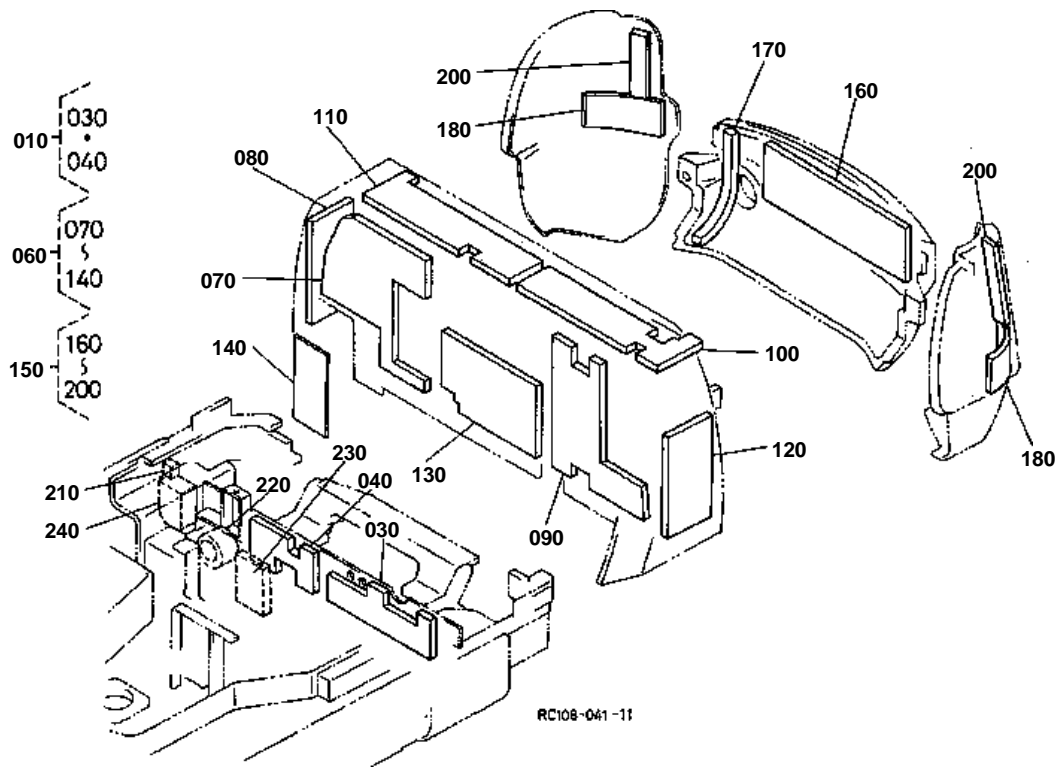


**BONNET**

↔ Interchangeable; ≠ not interchangeable; ← new for old; → old for new

REF.No	Part No.	Description	Q'ty	S.No.	I/C	REMARKS	Weight (kgf)	Weight (lb)
010	RC108-91410	KIT BONNET (A)	1				17	37.4
020	01135-61020	BOLT	4				0.015	0.033
030	RC101-43450	DAMPER GAS	1				0.3	0.66
040	04013-60100	WASHER PLAIN	2				0.003	0.0066
050	05122-61028	PIN JOINT	2				0.02	0.044
060	05515-61000	PIN SNAP	2				0.003	0.0066
070	RC108-43420	HOOK	1				0.38	0.836
080	99999-99999	BLANK	0				0	0
090	69284-43820	PLATE PARTITION	1				0.001	0.0022
100	68311-43430	SPRING	1				0.01	0.022
110	69251-43433	PIN	1				0.06	0.132
120	05515-61000	PIN SNAP	1				0.003	0.0066
130	38240-29870	CUSHION	1				0.004	0.0088
140	RC101-43510	TRIM	1				0.295	0.649
150	RC101-43540	ASSY LOCK CYLINDER	1				0.12	0.264
160	RC101-43560	PLATE	1				0.04	0.088
170	04512-60100	WASHER SPRING	1				0.002	0.0044
180	02114-60100	NUT	1				0.008	0.0176
190	RC101-43574	BRACKET	1				1.7	3.74
200	68311-43480	SHIM	1			4.5MM	0.1	0.22
200	68311-43490	SHIM	2			2.3MM	0.05	0.11
210	99999-99999	BLANK	0				0	0
220	01135-61040	BOLT	2				0.033	0.0726
230	RC108-57140	LABEL	1			ENGLISH	0.002	0.0044
235	RC108-58650	LABEL	1			FRENCH	0.001	0.0022
240	RC108-57180	LABEL	1			ENGLISH	0.003	0.0066
245	RC108-58670	LABEL	1			FRENCH	0.001	0.0022
250	RC108-91710	KIT BONNET (B)	1				17	37.4

SPONGE (1)

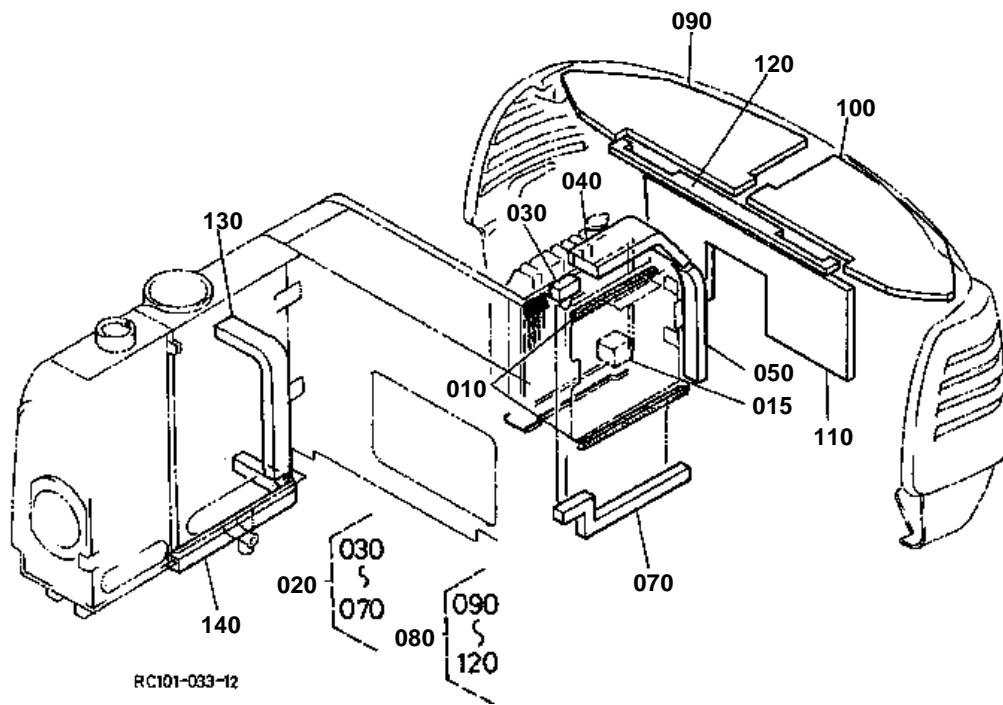


**SPONGE (1)**

↔ Interchangeable; ≠ not interchangeable; ← new for old; → old for new

REF.No	Part No.	Description	Q'ty	S.No.	I/C	REMARKS	Weight (kgf)	Weight (lb)
010	RC108-41502	KIT SPONGE	1				0.5	1.1
020	99999-99999	BLANK	0				0	0
030	RC101-41520	SPONGE	1				0.05	0.11
040	RC101-41530	SPONGE	1				0.005	0.011
050	99999-99999	BLANK	0				0	0
060	RC108-41600	KIT SPONGE	1				0.36	0.792
070	RC108-41610	SPONGE	1				0.05	0.11
080	RC108-41620	SPONGE	1				0.4	0.88
090	RC108-41630	SPONGE	1				0.055	0.121
100	RC108-41640	SPONGE	1				0.027	0.0594
110	RC108-41650	SPONGE	1				0.06	0.132
120	RC108-41660	SPONGE	1				0.008	0.0176
130	RC101-41673	SPONGE	1				0.08	0.176
140	RC108-41740	PLATE PARTITION	1				0.013	0.0286
150	RC101-48300	KIT SPONGE	1				0.15	0.33
160	RC101-48290	SPONGE	1				0.1	0.22
170	RC101-48332	SPONGE	1				0.02	0.044
180	RC101-48370	SPONGE	2				0.025	0.055
190	99999-99999	BLANK	0				0	0
200	RC101-48392	SPONGE	2				0.02	0.044
210	RC101-41810	PLATE PARTITION FRA.	1				0.005	0.011
220	RC101-41820	PLATE PARTITION FRA.	1				0.07	0.154
230	RC101-41830	PLATE PARTITION FRA.	1				0.03	0.066
240	RC101-41840	PLATE PARTITION FRA.	1				0.035	0.077

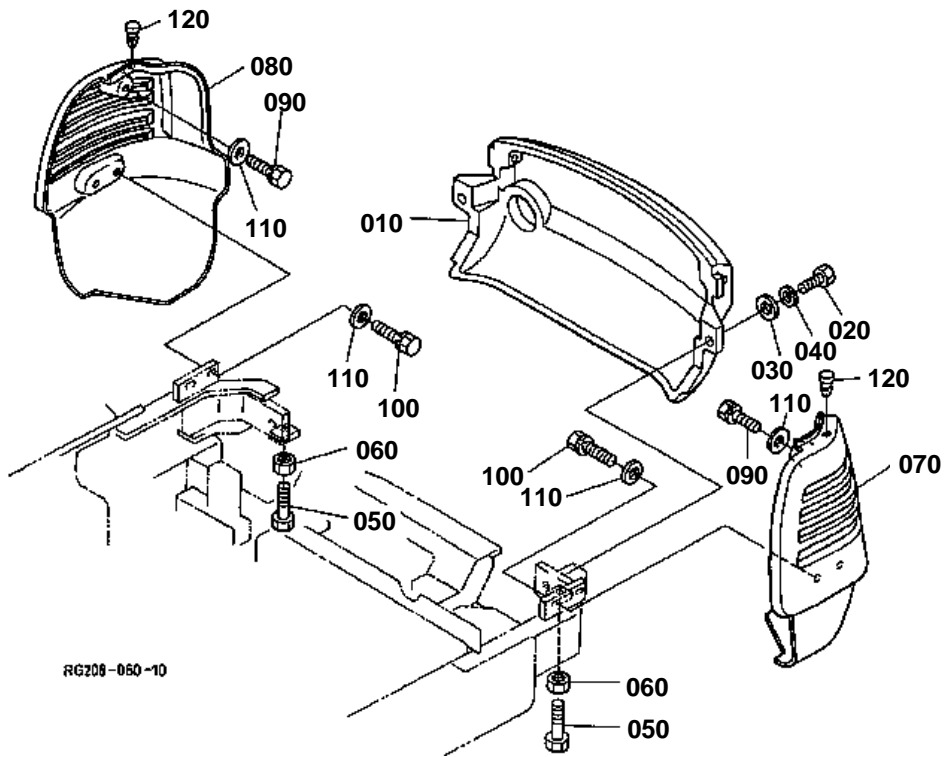
SPONGE (2)



**SPONGE (2)**

↔ Interchangeable; ≠ not interchangeable; ← new for old; → old for new

REF.No	Part No.	Description	Q'ty	S.No.	I/C	REMARKS	Weight (kgf)	Weight (lb)
010	68311-42910	SPONGE	2				0.005	0.011
015	RC101-42910	SPONGE	1				0.02	0.044
020	RC101-42703	KIT SPONGE	1				0.084	0.1848
030	RC101-42710	SPONGE	1				0.005	0.011
040	RC101-42720	SPONGE	1				0.035	0.077
050	RC101-42730	SPONGE	1				0.02	0.044
060	99999-99999	BLANK	0				0	0
070	RC101-42750	SPONGE	1				0.025	0.055
080	RC101-43600	KIT SPONGE	1				0.9	1.98
090	RC101-43610	SPONGE	1				0.15	0.33
100	RC101-43620	SPONGE	1				0.15	0.33
110	RC101-43630	SPONGE	1				0.2	0.44
120	RC101-43690	SPONGE	1				0.05	0.11
130	RC101-62510	NOISE ABSORBER	1				0.02	0.044
140	RC101-51310	PLATE PARTITION TANK	1				0.02	0.044

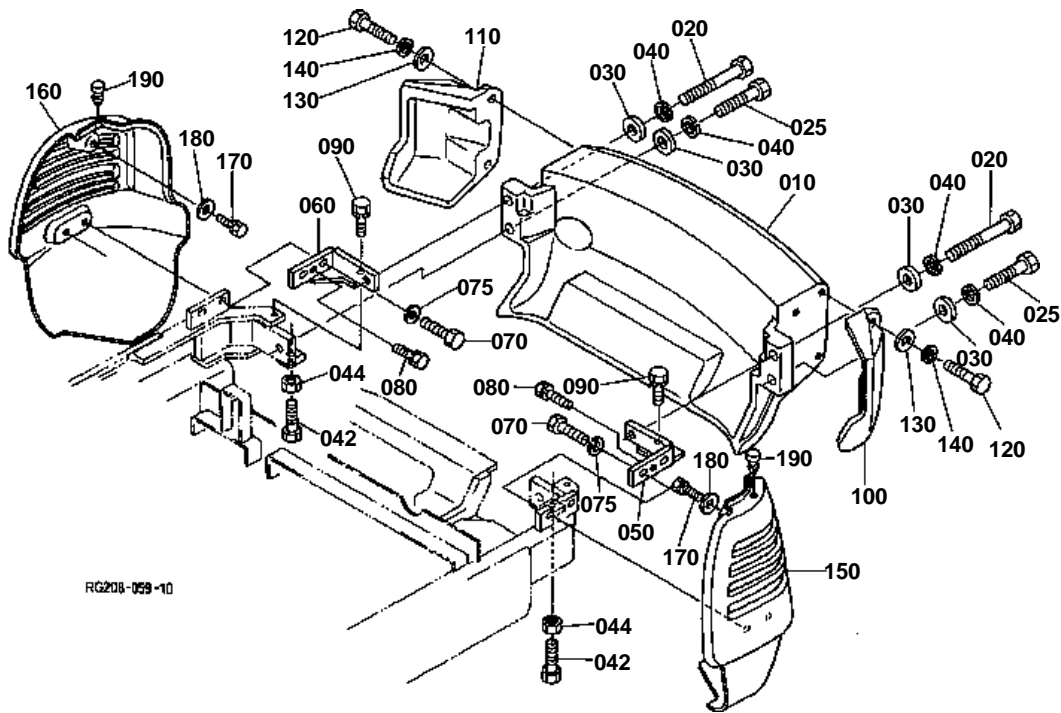


**WEIGHT**

↔ Interchangeable; ≠ not interchangeable; ← new for old; → old for new

REF.No	Part No.	Description	Q'ty	S.No.	I/C	REMARKS	Weight (kgf)	Weight (lb)
010	RC108-48230	PROTECTOR REAR	1				65	143
020	01176-62055	BOLT	2				0.18	0.396
030	68811-48122	WASHER	2				0.071	0.1562
040	04512-60200	WASHER SPRING	2				0.02	0.044
050	01173-61235	BOLT	2				0.04	0.088
060	02172-60120	NUT	2				0.008	0.0176
070	RC108-48610	PROTECTOR LH	1				28	61.6
080	RC108-48620	PROTECTOR RH	1				28	61.6
090	01133-61230	BOLT	2				0.04	0.088
100	01133-61240	BOLT	4				0.05	0.11
110	69110-42120	WASHER	6				0.018	0.0396
120	90545-11340	PLUG	2	>=11444			0.002	0.0044

WEIGHT (TELESCOPIC)



RG208-059-10

**WEIGHT (TELESCOPIC)**

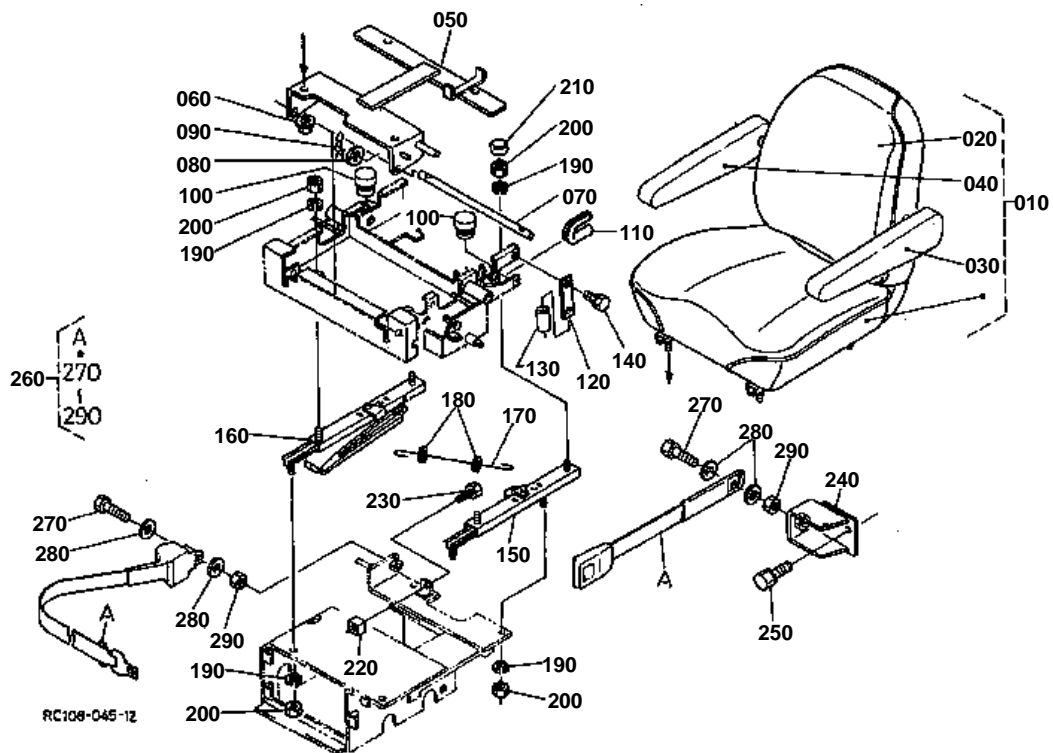
#

REV.MAR.15 '01

↔ Interchangeable; ≠ not interchangeable; ← new for old; → old for new

REF.No	Part No.	Description	Q'ty	S.No.	IC	REMARKS	Weight (kgf)	Weight (lb)
010	RC108-48430	PROTECTOR REAR	1				300	660
020	01176-62080	BOLT	2				0.24	0.528
025	01176-62055	BOLT	2				0.18	0.396
030	68811-48122	WASHER	4				0.071	0.1562
040	04512-60200	WASHER SPRING	4				0.02	0.044
042	01173-61235	BOLT	2				0.04	0.088
044	02172-60120	NUT	2				0.008	0.0176
050	RC108-48450	BRACKET LH	1				2	4.4
060	RC108-48460	BRACKET RH	1				2	4.4
070	01173-61260	BOLT	4				0.06	0.132
075	04512-60120	WASHER SPRING	4				0.005	0.011
080	01133-61035	BOLT	2				0.027	0.0594
090	01133-61230	BOLT	2				0.04	0.088
100	RC108-48780	PROTECTOR REAR LH	1				9	19.8
110	RC108-48790	PROTECTOR REAR RH	1				9	19.8
120	01173-61655	BOLT	4				0.11	0.242
130	04015-60160	WASHER PLAIN	4				0.058	0.1276
140	04512-60160	WASHER SPRING	4				0.01	0.022
150	RC108-48610	PROTECTOR LH	1				28	61.6
160	RC108-48620	PROTECTOR RH	1				28	61.6
170	01133-61230	BOLT	2				0.04	0.088
180	69110-42120	WASHER	6				0.018	0.0396
190	90545-11340	PLUG	2				0.002	0.0044

SEAT

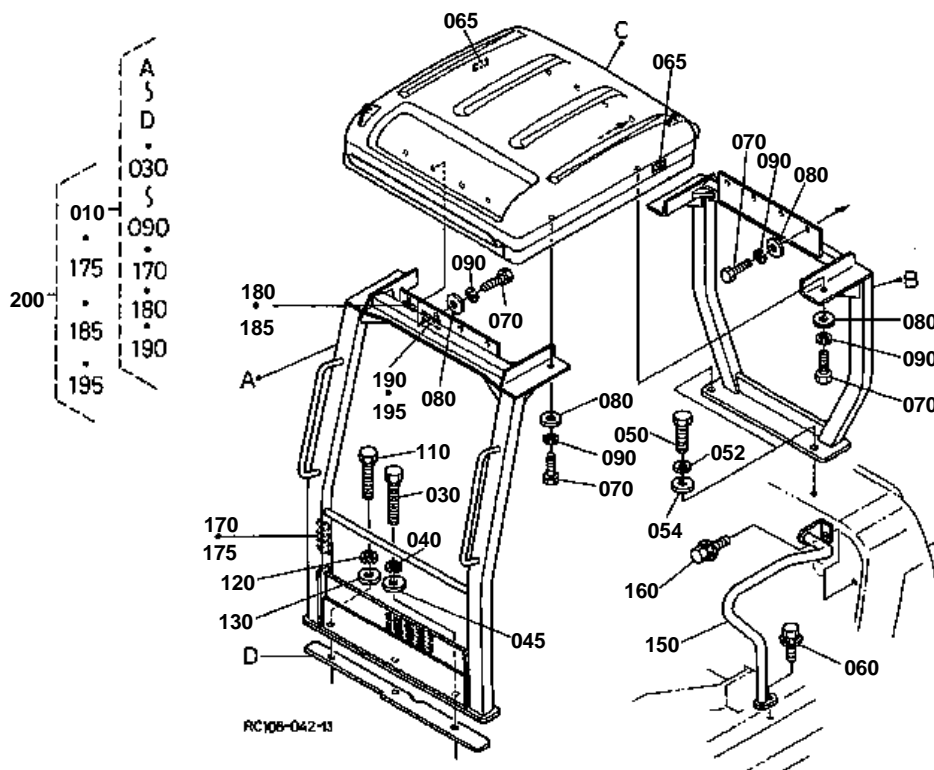


**SEAT**

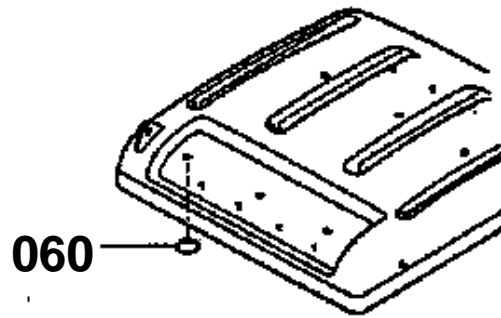
↔ Interchangeable; ≠ not interchangeable; ← new for old; → old for new

REF.No	Part No.	Description	Q'ty	S.No.	I/C	REMARKS	Weight (kgf)	Weight (lb)
010	RC108-38000	ASSY SEAT	1				12.5	27.5
020	RC108-38030	ASSY BACK	1				1	2.2
030	RC108-38050	ASSY LEST ARM L	1				0.68	1.496
040	RC108-38060	ASSY LEST ARM R	1				0.68	1.496
050	RC108-38090	BRACKET	1				3	6.6
060	02114-60080	NUT	4	<=11605			0.002	0.0044
060	02751-60080	NUT FLANGE	4	>=11606	←		0.006	0.0132
070	RC101-38070	PIN	1				0.18	0.396
080	04011-50100	WASHER PLAIN	2				0.002	0.0044
090	05515-61000	PIN SNAP	2				0.003	0.0066
100	32160-18440	CUSHION	2				0.013	0.0286
110	68493-42750	GROMMET	1				0.001	0.0022
120	RC101-38170	PLATE	1				0.03	0.066
130	68841-51340	TUBE PROTECTOR	1				0.01	0.022
140	01023-60616	BOLT	2				0.005	0.011
150	RC101-38040	RAIL SLIDE LH	1				1	2.2
160	RC101-38050	RAIL SLIDE RH	1				1.3	2.86
170	RC101-38060	WIRE	1				0.004	0.0088
180	04012-50040	WASHER PLAIN	2				0.001	0.0022
190	04512-60120	WASHER SPRING	8				0.005	0.011
200	02114-60120	NUT	8				0.011	0.0242
210	68165-46920	CAP (M 10)	1				0.004	0.0088
220	RC101-38190	BLOCK	1				0.038	0.0836
230	01123-60820	BOLT	1				0.015	0.033
240	RC408-41240	BRACKET SEAT BELT LH	1				1.13	2.486
250	01133-61230	BOLT	2				0.04	0.088
260	RC108-94600	KIT BELT SEAT	1				1.15	2.53
270	01176-61035	BOLT	2				0.024	0.0528
280	04013-60100	WASHER PLAIN	4				0.003	0.0066
290	02118-60100	NUT	2				0.006	0.0132

CANOPY



060 RB108-5785-0



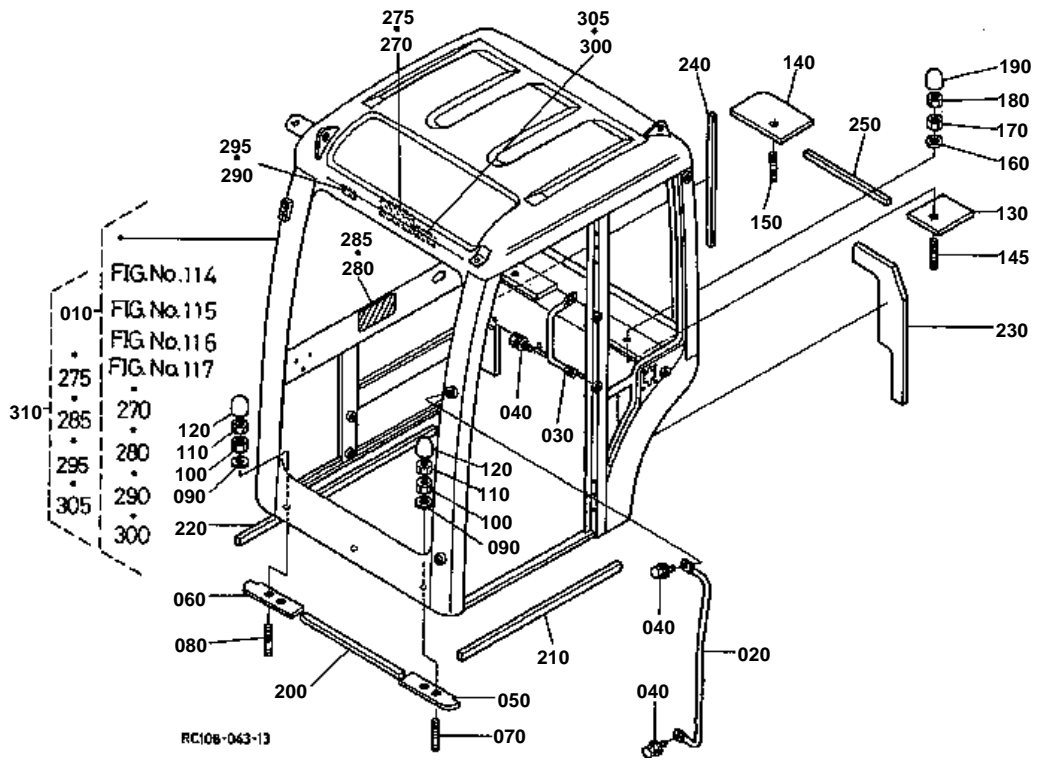
RC108-801-10



↔ Interchangeable; ≠ not interchangeable; ← new for old; → old for new

REF.No	Part No.	Description	Q'ty	S.No.	I/C	REMARKS	Weight (kgf)	Weight (lb)
010	RC108-91460	KIT CANOPY.ROPS(A)	1	<=11693			0	0
010	RC108-91463	KIT CANOPY.ROPS(A)	1	>=11694	←		0	0
010	RC108-91464	KIT CANOPY.ROPS(A)	1	>=11867	←		234	514.8
020	99999-99999	BLANK	0				0	0
030	01176-61665	BOLT	1				0.118	0.2596
040	04512-60160	WASHER SPRING	1				0.01	0.022
045	04013-60160	WASHER PLAIN	1				0.01	0.022
050	01176-61650	BOLT	2				0.1	0.22
052	04512-60160	WASHER SPRING	2				0.01	0.022
054	04013-60160	WASHER PLAIN	2				0.01	0.022
060	RB108-57850	MARK	6	<=11503			0.001	0.0022
065	RB208-57830	MARK KUBOTA	2				0.004	0.0088
070	01176-61235	BOLT	12				0.04	0.088
080	69110-42120	WASHER	12				0.018	0.0396
090	04512-60120	WASHER SPRING	12				0.005	0.011
100	99999-99999	BLANK	0				0	0
110	01176-61680	BOLT	1				0.14	0.308
120	04512-60160	WASHER SPRING	1				0.01	0.022
130	04013-60160	WASHER PLAIN	1				0.01	0.022
140	99999-99999	BLANK	0				0	0
150	RC101-44360	RAIL HAND	1				1.86	4.092
160	01135-61225	BOLT	2				0.043	0.0946
170	68658-57630	LABEL	1			ENGLISH	0.003	0.0066
175	RC108-57840	LABEL	1			FRENCH	0.001	0.0022
180	68198-57770	LABEL	1			ENGLISH	0.002	0.0044
185	R2401-57460	LABEL ROPS	1			FRENCH	0.001	0.0022
190	68328-57890	LABEL	1			ENGLISH	0.003	0.0066
195	RC108-57890	LABEL	1			FRENCH	0.001	0.0022
200	RC108-91760	KIT CANOPY.ROPS(B)	1	<=11693			0	0
200	RC108-91763	KIT CANOPY.ROPS(B)	1	>=11694	←		0	0

CABIN (BODY)

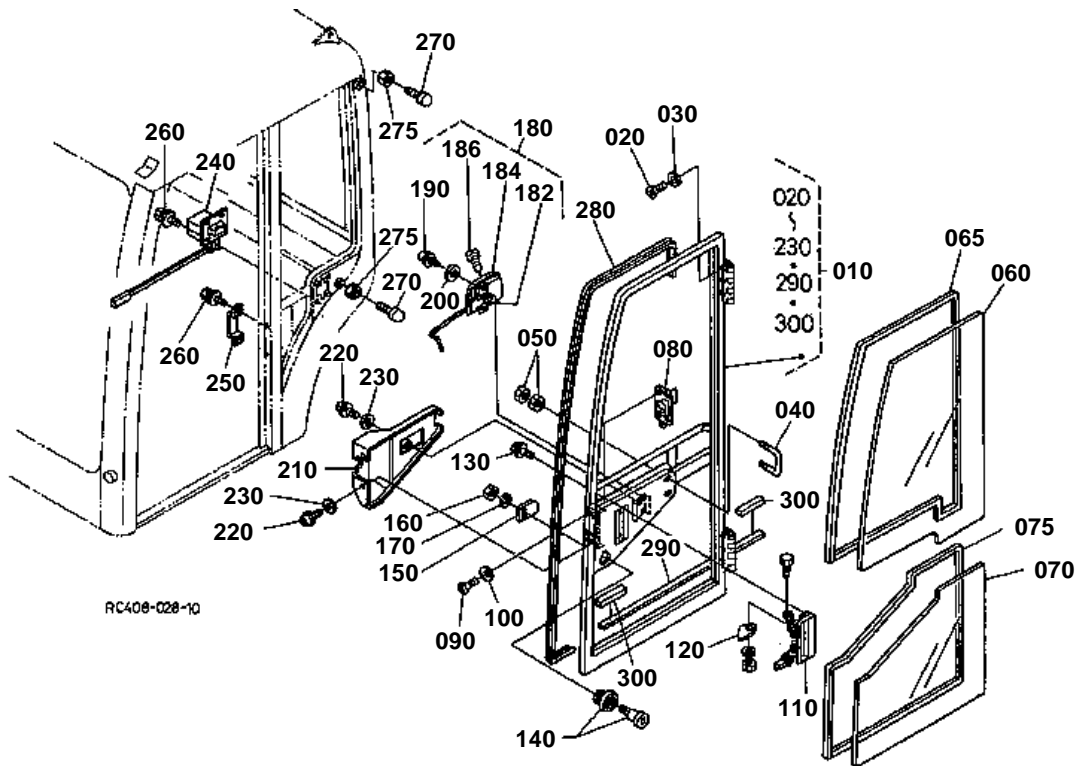


**CABIN (BODY)**

↔ Interchangeable; ≠ not interchangeable; ← new for old; → old for new

REF.No	Part No.	Description	Q'ty	S.No.	I/C	REMARKS	Weight (kgf)	Weight (lb)
010	RC408-91370	KIT CABIN ROPS(A)	1	≤11693			0	0
010	RC408-91375	KIT CABIN ROPS(A)	1	≥11694	←		0	0
020	RC108-46840	HANDRAIL	1				1.34	2.948
030	RC108-46850	HANDRAIL	1				0.33	0.726
040	01135-61020	BOLT	4				0.015	0.033
050	RC101-46860	RUBBER	1				0.335	0.737
060	RC101-46860	RUBBER	1				0.335	0.737
070	RC108-46810	BOLT STUD	1				0.115	0.253
080	68659-46720	BOLT STUD	1				0.125	0.275
090	04013-60160	WASHER PLAIN	2				0.01	0.022
100	02174-60160	NUT	2				0.02	0.044
110	02172-60160	NUT	2				0.019	0.0418
120	68271-46910	CAP	2				0.005	0.011
130	RC101-46880	RUBBER	1				0.54	1.188
140	RC101-46890	RUBBER	1				0.885	1.947
145	RC301-46820	STUD	1				0.15	0.33
150	RC101-46830	STUD	1				0.132	0.2904
160	04013-60160	WASHER PLAIN	2				0.01	0.022
170	02174-60160	NUT	2				0.02	0.044
180	02172-60160	NUT	2				0.019	0.0418
190	68271-46910	CAP	2				0.005	0.011
200	RC101-46910	SEAL RUBBER FRONT	1				0.023	0.0506
210	RC101-46920	SEAL RUBBER LH	1				0.065	0.143
220	RC101-46930	SEAL RUBBER RH	1				0.09	0.198
230	RC101-46943	SEAL RUBBER LH REAR	1				0.21	0.462
240	RC101-46950	SEAL RUBBER RH REAR	1				0.035	0.077
250	RC101-46960	SEAL RUBBER REAR	1				0.02	0.044
260	99999-99999	BLANK	0				0	0
270	68198-57790	LABEL CAUTION	1			ENGLISH	0	0
275	RC108-58630	LABEL CAUTION	1			FRENCH	0	0
280	68308-57290	LABEL	1			ENGLISH	0.001	0.0022
285	RC108-58660	LABEL	1			FRENCH	0.001	0.0022
290	68198-57770	LABEL	1			ENGLISH	0.002	0.0044
295	R2401-57460	LABEL ROPS	1			FRENCH	0.001	0.0022
300	68328-57890	LABEL	1			ENGLISH	0.003	0.0066
305	RC108-57890	LABEL	1			FRENCH	0.001	0.0022
310	RC408-91670	KIT CABIN ROPS(B)	1	≤11693			0	0
310	RC408-91673	KIT CABIN ROPS(B)	1	≥11694	←		0	0

CABIN (DOOR)

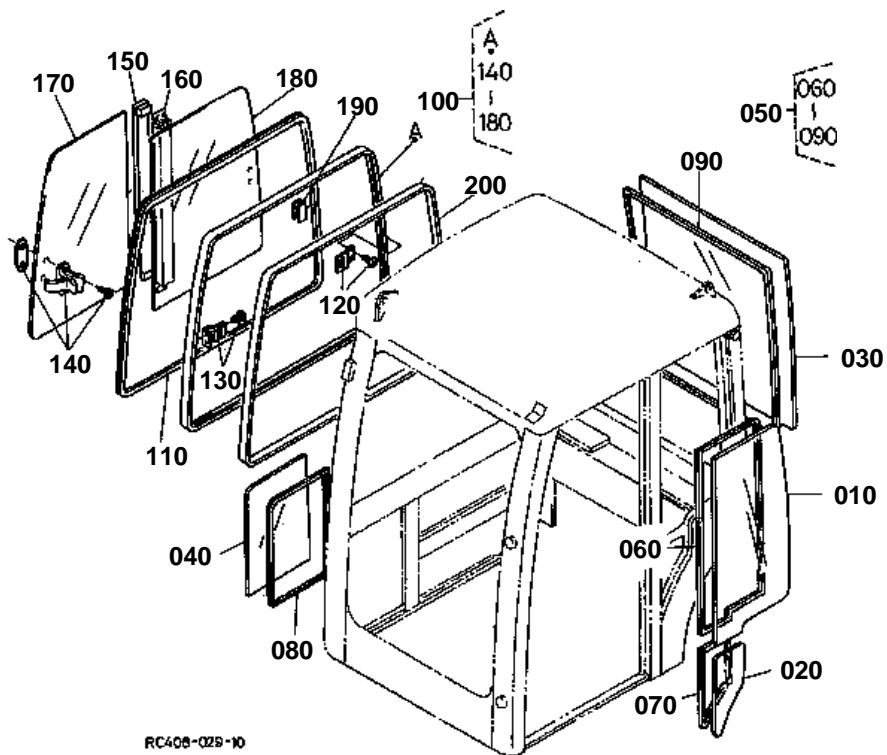


**CABIN (DOOR)**

↔ Interchangeable; ≠ not interchangeable; ← new for old; → old for new

REF.No	Part No.	Description	Q'ty	S.No.	I/C	REMARKS	Weight (kgf)	Weight (lb)
010	RC101-46205	ASSY DOOR	1				20.2	44.44
020	03016-60816	SCREW CSK-HD	6				0.008	0.0176
030	04414-50080	WASHER TOOTHED	6				0.001	0.0022
040	RC101-46260	U-BOLT	1				0.11	0.242
050	02114-60100	NUT	4				0.008	0.0176
060	RC101-46220	GLASS DOOR UPPER	1				4.9	10.78
065	RC101-45660	SEAL RUBBER DOOR	1				0.05	0.11
070	RC101-46230	GLASS DOOR LOWER	1				3.4	7.48
075	RC101-45670	SEAL RUBBER DOOR	1				0.02	0.044
080	RC101-46270	ASSY LOCK DOOR	1				0.385	0.847
090	03016-60616	SCREW CSK-HD	3				0.04	0.088
100	04414-50060	WASHER TOOTHED	3				0.001	0.0022
110	RC101-46280	ASSY HANDLE OUTER	1				0.364	0.8008
120	RC101-46290	PLATE HANDLE	1				0.035	0.077
130	03004-60616	SCREW WITH WASHER	2				0.01	0.022
140	RC101-43540	ASSY LOCK CYLINDER	1				0.12	0.264
150	RC101-46310	LEVER KEY	1				0.026	0.0572
160	02118-60100	NUT	1				0.006	0.0132
170	04512-60100	WASHER SPRING	1				0.002	0.0044
180	RC101-46390	ASSY HANDLE INNER	1				0.09	0.198
182	RC101-45710	HANDLE INNER	1				0.06	0.132
184	RC101-45720	COVER INNER HANDLE	1				0.015	0.033
186	03614-50412	SCREW TAPPING	1				0.002	0.0044
190	03004-60616	SCREW WITH WASHER	2				0.01	0.022
200	04012-50060	WASHER PLAIN	2				0.001	0.0022
210	RC101-46240	COVER DOOR	1				0.18	0.396
220	03004-60616	SCREW WITH WASHER	3				0.01	0.022
230	04012-50060	WASHER PLAIN	3				0.001	0.0022
240	RC101-46190	ASSY LOCK DOOR OPEN	1				1.38	3.036
250	RC101-46180	GUIDE DOOR OPEN	1				0.09	0.198
260	01125-60816	BOLT	6				0.01	0.022
270	RC101-46430	STOPPER	6				0.055	0.121
275	02114-60100	NUT	6				0.008	0.0176
280	RC101-46680	TRIM DOOR	1				0.83	1.826
290	RC101-46690	SEAL DOOR	1				0.015	0.033
300	RC101-46550	SEAL DOOR LOWER	2				0.001	0.0022

CABIN (WINDOW 1)



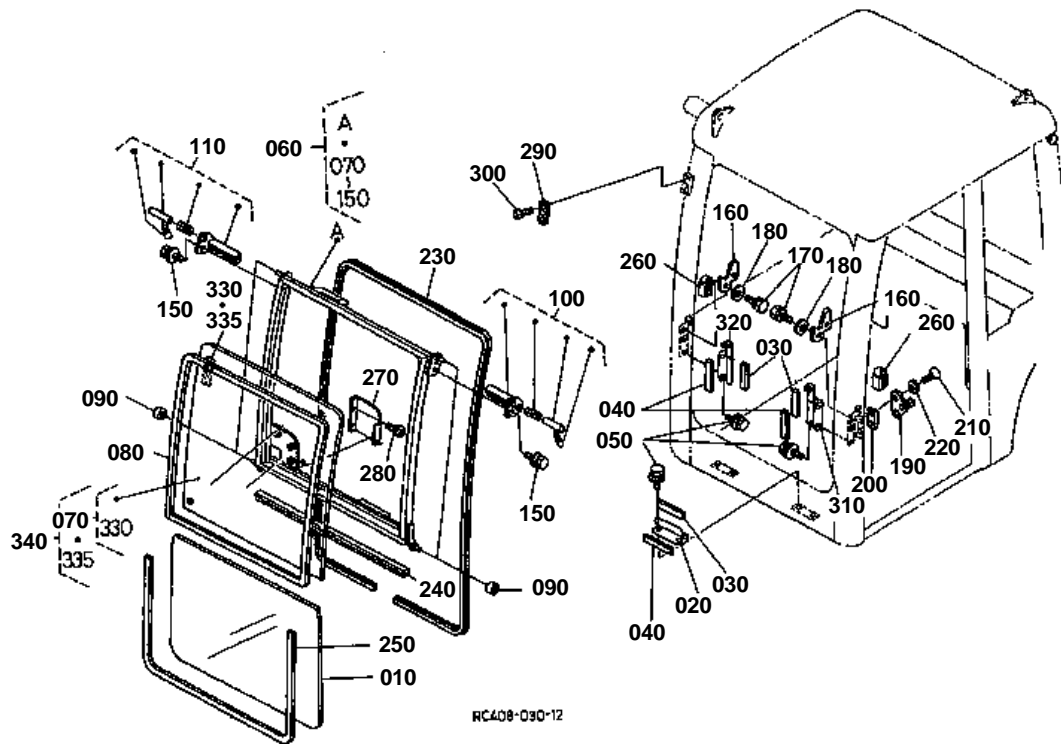


CABIN (WINDOW 1)

↔ Interchangeable; ≠ not interchangeable; ← new for old; → old for new

REF.No	Part No.	Description	Q'ty	S.No.	I/C	REMARKS	Weight (kgf)	Weight (lb)
010	RC101-46320	GLASS LH	1				3.9	8.58
020	RC101-46370	GLASS LOWER LH	1				0.4	0.88
030	RC101-46330	WINDOW REAR	1				7.5	16.5
040	RC101-46360	GLASS LOWER RH	1				1.7	3.74
050	RC408-45600	KIT SEAL RUBBER BODY	1				0.25	0.55
060	RC101-45610	SEAL RUBBER LH UPPER	1				0.05	0.11
070	RC101-45620	SEAL RUBBER LH LOWER	1				0.02	0.044
080	RC101-45630	SEAL RUBBER RH LOWER	1				0.025	0.055
090	RC101-45640	SEAL RUBBER REAR	1				0.055	0.121
100	RC101-46500	ASSY WINDOW	1				15	33
110	RC101-45520	SEAL GLASS	1				0.54	1.188
120	RC101-45530	HOOK REAR	1				0.01	0.022
130	RC101-45540	HOOK FRONT	1				0.014	0.0308
140	RC101-45550	LOCK	2				0.03	0.066
150	RC101-45560	FRAME CENTER	1				0.24	0.528
160	RC101-45570	SEAL CENTER	1				0.115	0.253
170	RC101-45580	WINDOW	1				5.2	11.44
180	RC101-45590	GLASS REAR	1				4.7	10.34
190	RC101-46170	SPACER SASH	10				0.003	0.0066
200	RC101-46570	TRIM SASH	1				0.6	1.32

CABIN (WINDOW 2)

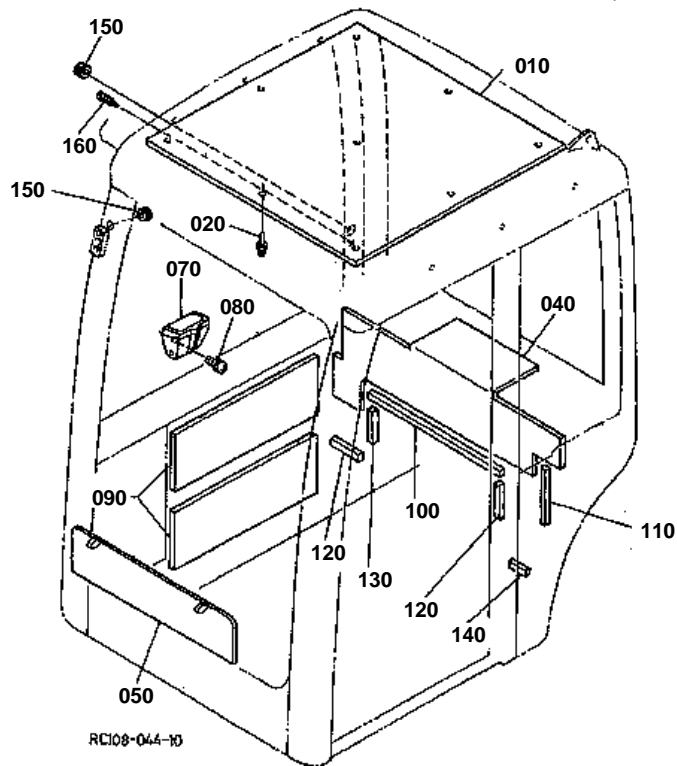


**CABIN (WINDOW 2)**

↔ Interchangeable; ≠ not interchangeable; ← new for old; → old for new

REF.No	Part No.	Description	Q'ty	S.No.	I/C	REMARKS	Weight (kgf)	Weight (lb)
010	RC408-46340	GLASS FRONT LOWER	1				6	13.2
020	RC101-46730	STAY	2				0.15	0.33
030	RC101-46580	GROMMET	4				0.004	0.0088
040	RC101-46750	RUBBER	4				0.01	0.022
050	01125-60816	BOLT	8				0.01	0.022
060	RC101-46405	ASSY WINDOW FRONT	1				14.8	32.56
070	RC108-91450	KIT GLASS FRONT(A)	1				9.5	20.9
080	RC101-45680	SEAL RUBBER FRONT	1				0.05	0.11
090	RC101-46460	ROLLER	4				0.042	0.0924
100	RC101-46710	LOCK LH	1				0.28	0.616
110	RC101-46720	LOCK RH	1				0.28	0.616
120	99999-99999	BLANK	0				0	0
130	99999-99999	BLANK	0				0	0
140	99999-99999	BLANK	0				0	0
150	01125-60816	BOLT	4				0.01	0.022
160	RC101-46450	STOPPER	2				0.15	0.33
170	01123-60820	BOLT	4				0.015	0.033
180	04013-60080	WASHER PLAIN	4				0.002	0.0044
190	RC101-46250	STRIKER DOOR LOCK	1				0.06	0.132
200	RC101-46160	NUT STRIKER	1				0.08	0.176
210	03016-60816	SCREW CSK-HD	2				0.008	0.0176
220	04414-50080	WASHER TOOTHED	2				0.001	0.0022
230	RC101-46640	TRIM FRONT	1				0.89	1.958
240	RC101-46650	SEAL FRONT WINDOW	1				0.17	0.374
250	RC408-46660	SEAL FRONT GLASS	1				0.05	0.11
260	RC101-46590	SEAL FRONT SIDE	2				0.005	0.011
270	RC101-46380	COVER WIPER	1				0.31	0.682
280	03004-60616	SCREW WITH WASHER	2				0.01	0.022
290	RC101-46440	PLATE NOZZLE	1				0.012	0.0264
300	03004-60612	SCREW WITH WASHER	2				0.005	0.011
310	RC408-46980	STAY LH	1				0.18	0.396
320	RC408-46990	STAY RH	1				0.18	0.396
330	68658-57630	LABEL	1			ENGLISH	0.003	0.0066
335	RC108-57840	LABEL	1			FRENCH	0.001	0.0022
340	RC108-91750	KIT GLASS FRONT(B)	1				9	19.8

CABIN (SPONGE)

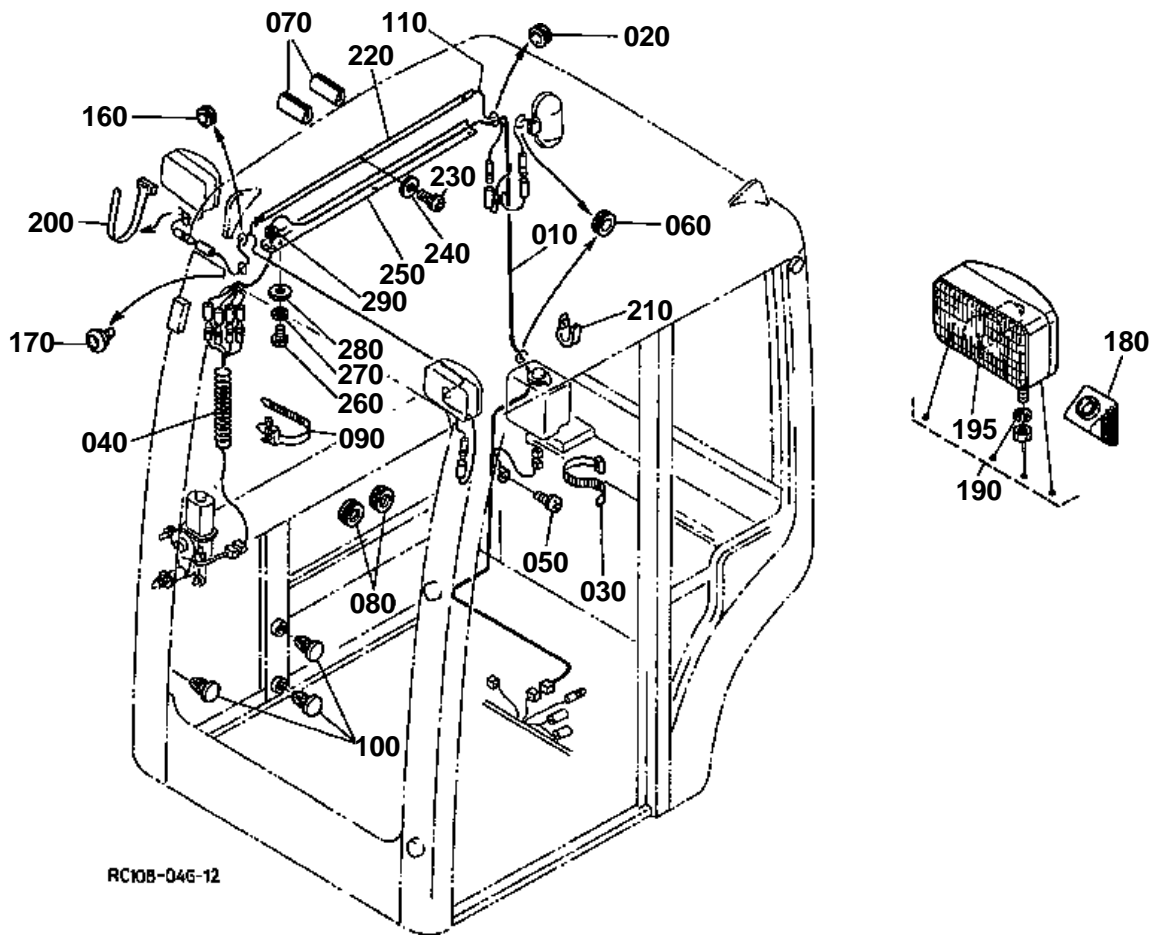


**CABIN (SPONGE)**

↔ Interchangeable; ≠ not interchangeable; ← new for old; → old for new

REF.No	Part No.	Description	Q'ty	S.No.	I/C	REMARKS	Weight (kgf)	Weight (lb)
010	RC408-46610	TRIM ROOF	1				1.5	3.3
020	RC408-46540	RIVET	9				0.001	0.0022
030	99999-99999	BLANK	0				0	0
040	RC408-46620	TRIM REAR	1				3.6	7.92
050	RC408-46630	TRIM REAR COVER	1				0.39	0.858
060	99999-99999	BLANK	0				0	0
070	RC101-46490	ASH-TRAY	1				0.17	0.374
080	03024-60410	SCREW WITH WASHER	3				0.002	0.0044
090	RC101-46013	TRIM LOWER RH	2				0.2	0.44
100	RC101-46020	SEAL RUBBER	1				0.055	0.121
110	RC408-46030	SEAL RUBBER	1				0.02	0.044
120	RC408-46040	SEAL RUBBER	2				0.02	0.044
120	RC101-46060	SEAL RUBBER	2		↔		0.011	0.0242
130	RC408-46050	SEAL RUBBER	1				0.008	0.0176
140	RC408-46060	SEAL RUBBER	1				0.003	0.0066
150	RC101-46560	GROMMET	2				0.003	0.0066
160	03714-50414	SCREW TAPPING	8				0.002	0.0044

CABIN (ELECTRICAL WIRING)



RC108-046-12

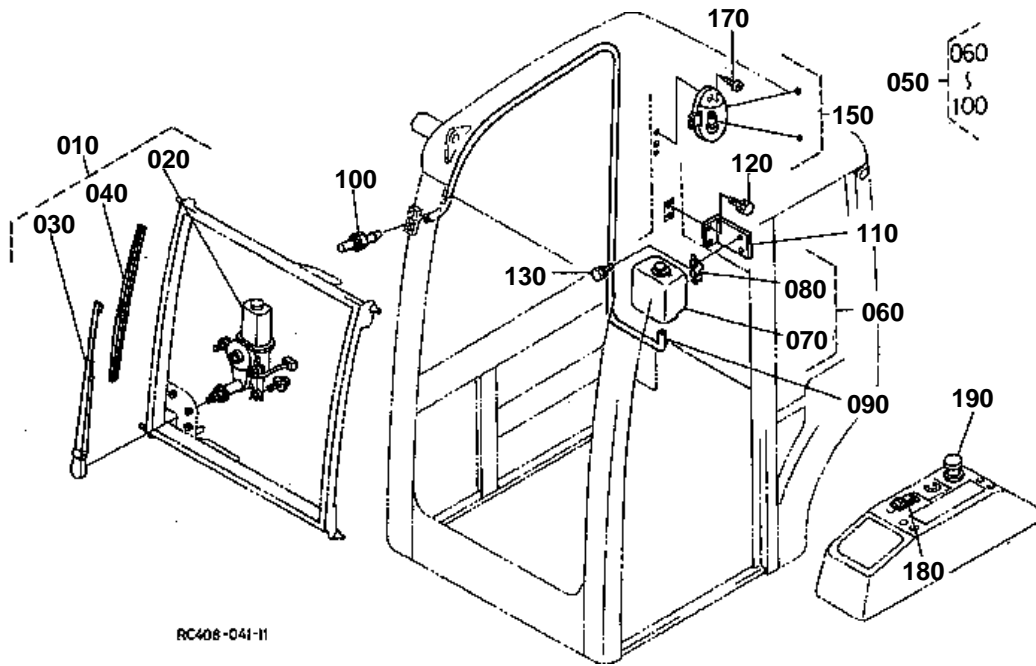


CABIN (ELECTRICAL WIRING)

↔ Interchangeable; ≠ not interchangeable; ← new for old; → old for new

REF.No	Part No.	Description	Q'ty	S.No.	I/C	REMARKS	Weight (kgf)	Weight (lb)
010	RC108-53450	WIRE HARNESS	1				0.27	0.594
020	68551-51250	CUSHION	1				0.001	0.0022
030	55311-41260	BAND CORD	1				0.007	0.0154
040	68311-53720	WIRE HARNESS WIPER	1				0.2	0.44
050	03024-60510	SCREW WITH WASHER	1				0.01	0.022
060	68551-51250	CUSHION	2				0.001	0.0022
070	68748-42520	GROMMET	2				0.003	0.0066
080	68311-53180	GROMMET	2				0.02	0.044
090	RC101-53490	CLAMP CORD	2				0.001	0.0022
100	90545-11340	PLUG	3				0.002	0.0044
110	RC108-53460	WIRE HARNESS LIGHT	1				0.048	0.1056
120	99999-99999	BLANK	0				0	0
130	99999-99999	BLANK	0				0	0
140	99999-99999	BLANK	0				0	0
150	99999-99999	BLANK	0				0	0
160	68551-51250	CUSHION	1				0.001	0.0022
170	RC408-46870	GROMMET	2				0.001	0.0022
180	68311-46980	BOOT LAMP	1				0.04	0.088
190	36919-75850	ASSY LIGHT WORKING	2				0.52	1.144
195	R1401-53360	BULB	2				0.018	0.0396
200	55311-41260	BAND CORD	1				0.007	0.0154
210	34150-29390	CLAMP CORD	1				0.004	0.0088
220	RC408-47850	COVER	1	<=11767			0	0
220	RC408-47852	COVER	1	>=11768	←		0.5	1.1
230	03004-50620	SCREW WITH WASHER	3				0.005	0.011
240	04013-60060	WASHER PLAIN	3				0.001	0.0022
250	RC408-47860	COVER	1				0.42	0.924
260	03014-50608	SCREW PAN-HEAD	3				0.002	0.0044
270	04512-60060	WASHER SPRING	3				0.001	0.0022
280	04013-60060	WASHER PLAIN	3				0.001	0.0022
290	RC601-46770	GROMMET	1				0.002	0.0044

CABIN (WIPER MOTOR)



RC408-041-11

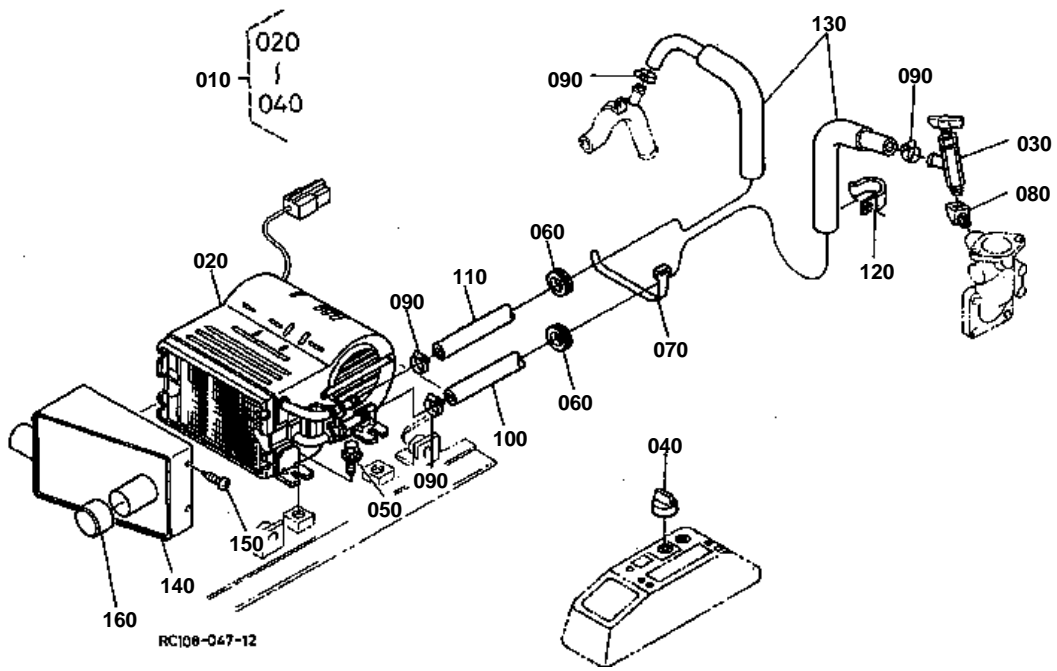


CABIN (WIPER MOTOR)

↔ Interchangeable; ≠ not interchangeable; ← new for old; → old for new

REF.No	Part No.	Description	Q'ty	S.No.	I/C	REMARKS	Weight (kgf)	Weight (lb)
010	RC101-53400	ASSY MOTOR	1				1.4	3.08
020	34673-86400	ASSY MOTOR	1				1.035	2.277
030	RC101-53420	ASSY ARM WIPER	1				0.25	0.55
040	33649-54010	BLADE WIPER	1				0.116	0.2552
050	68743-46900	ASSY WASHER WINDOW	1				0.44	0.968
060	68743-46910	TANK ASSY	1				0.3	0.66
070	68743-46740	TANK WASHER	1				0.23	0.506
080	68743-46750	BRACKET TANK	1				0.093	0.2046
090	68743-46920	TUBE VINYL	1				0.05	0.11
100	3F760-54180	NOZZLE WASHER	1				0.004	0.0088
110	68301-96920	BRACKET TANK	1				0.31	0.682
120	01123-60820	BOLT	2				0.015	0.033
130	01202-60616	BOLT	2				0.005	0.011
140	99999-99999	BLANK	0				0	0
150	68353-46400	ASSY LIGHT ROOM	1				0.04	0.088
160	99999-99999	BLANK	0				0	0
170	03614-50412	SCREW TAPPING	2				0.002	0.0044
180	36919-75340	SWITCH REAR WIPER	1				0.03	0.066
190	68331-53170	LIGHTER CIGARETTE	1				0.08	0.176

CABIN (HEATER)



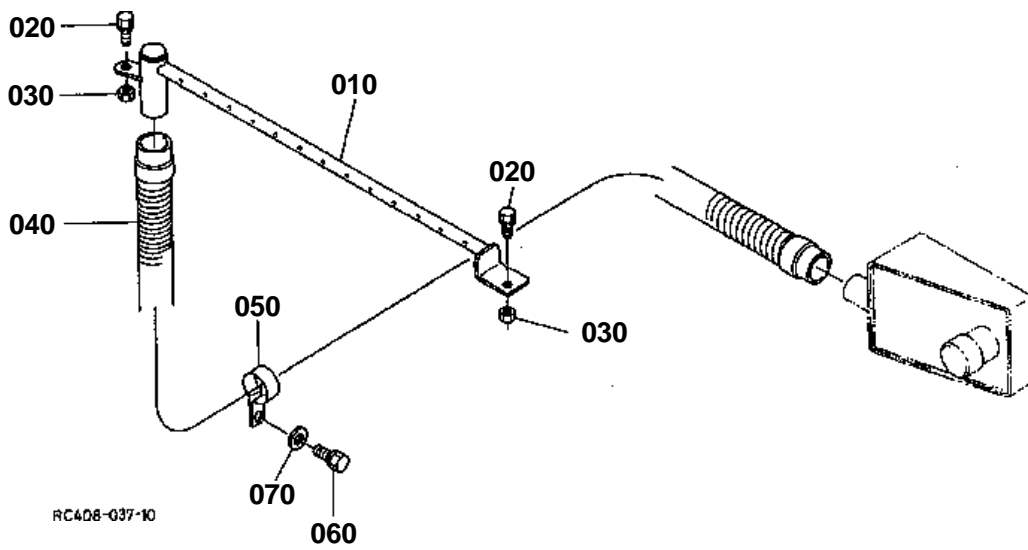


CABIN (HEATER)

↔ Interchangeable; ≠ not interchangeable; ← new for old; → old for new

REF.No	Part No.	Description	Q'ty	S.No.	I/C	REMARKS	Weight (kgf)	Weight (lb)
010	RC101-53500	ASSY HEATER	1				4	8.8
020	68311-53510	HEATER	1				3.9	8.58
030	90038-11120	VALVE	1				0.2	0.44
040	68311-53540	ASSY SWITCH HEATER	1				0.1	0.22
050	01135-61020	BOLT	4				0.015	0.033
060	90407-11210	GROMMET	2				0.006	0.0132
070	55311-41260	BAND CORD	7				0.007	0.0154
080	68164-46620	ADAPTER	1				0.249	0.5478
090	68311-72810	CLAMP HOSE	4				0.02	0.044
100	68391-53520	HOSE	1				0.3	0.66
110	68391-53530	HOSE	1				0.35	0.77
120	68111-53520	CLAMP CORD	2				0.01	0.022
130	RC101-53540	TUBE	2				0.05	0.11
140	RC108-46980	COVER HEATER	1				1.25	2.75
150	03614-50410	SCREW TAPPING	4				0.002	0.0044
160	15000-36550	CAP	1				0.045	0.099

CABIN (DEFROSTER)

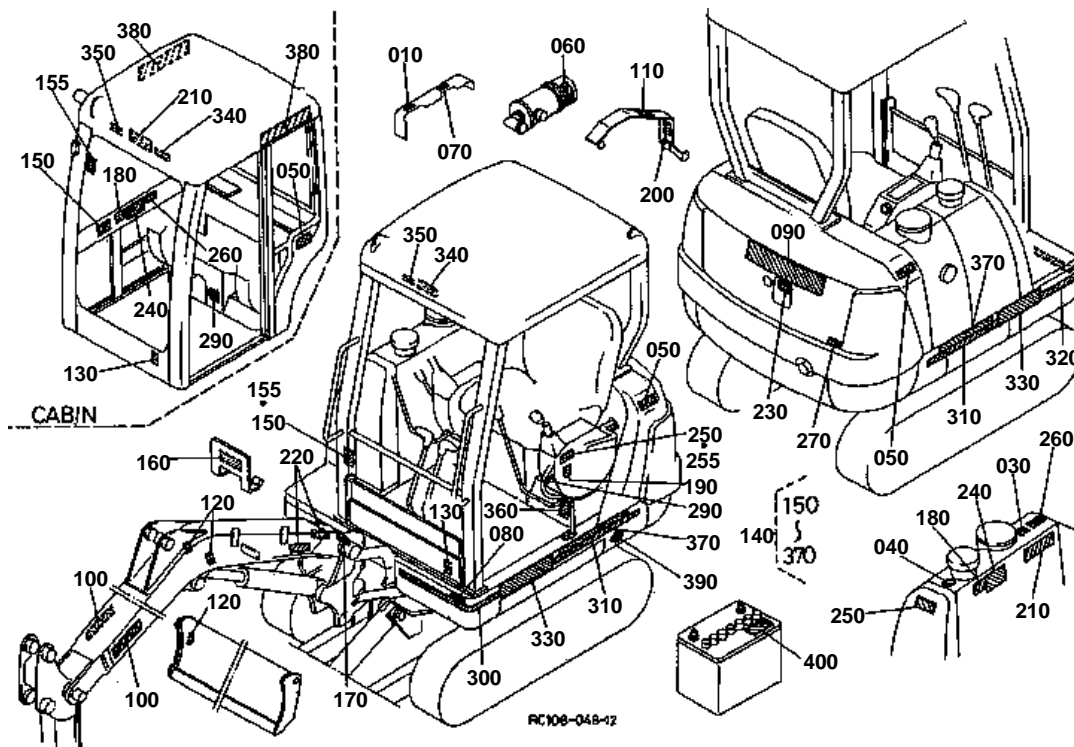


**CABIN (DEFROSTER)**

↔ Interchangeable; ≠ not interchangeable; ← new for old; → old for new

REF.No	Part No.	Description	Q'ty	S.No.	I/C	REMARKS	Weight (kgf)	Weight (lb)
010	RC408-46830	PIPE DEFFROSTAR	1				0.94	2.068
020	01123-60814	BOLT	2				0.01	0.022
030	02114-60080	NUT	2				0.002	0.0044
040	RC408-46840	HOSE DEFFROSTAR	1				0.295	0.649
050	RC408-46860	CLAMP	1				0.05	0.11
060	01123-61025	BOLT	1				0.025	0.055
070	04013-60100	WASHER PLAIN	1				0.003	0.0066

LABEL



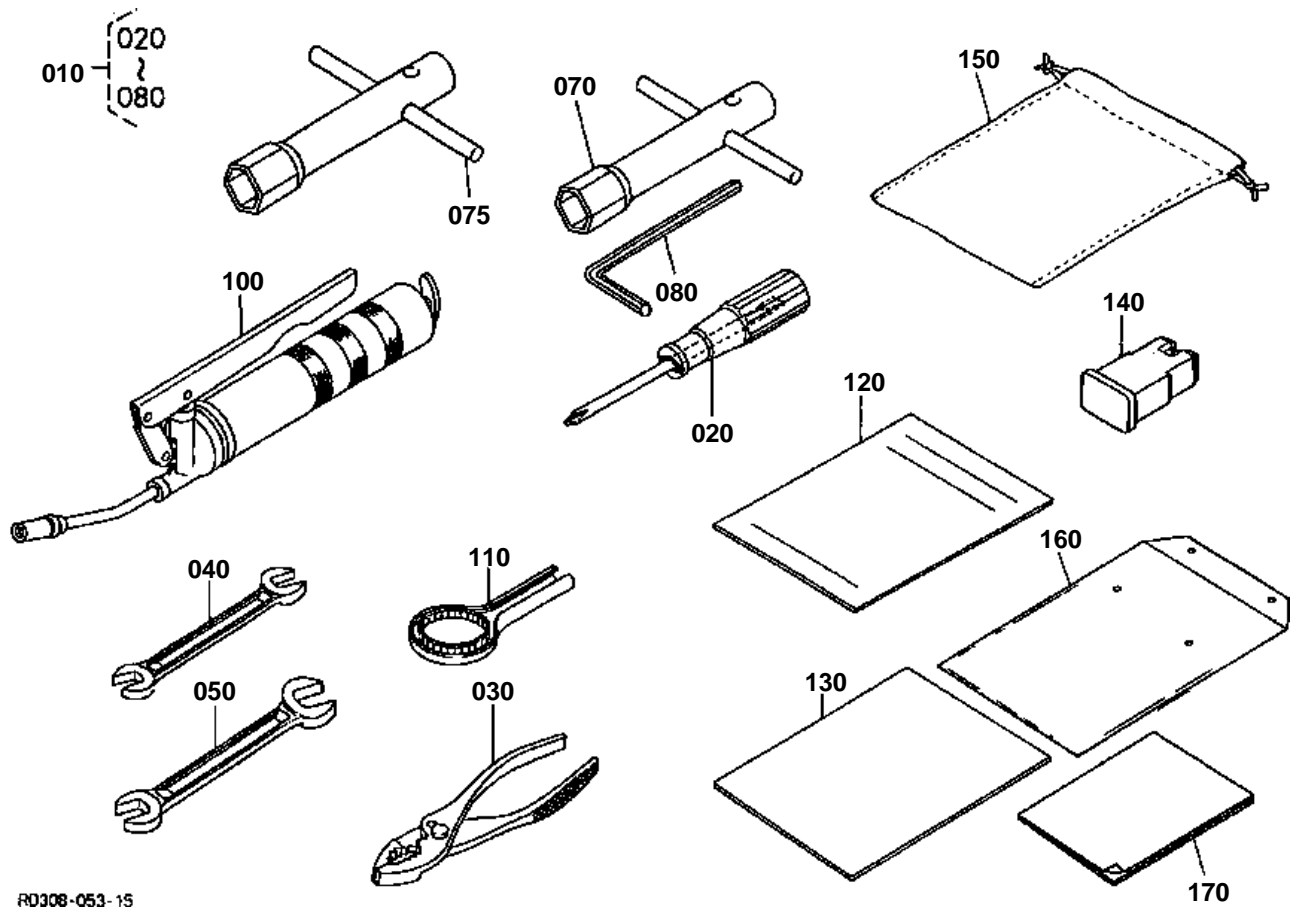


LABEL

↔ Interchangeable; ≠ not interchangeable; ← new for old; → old for new

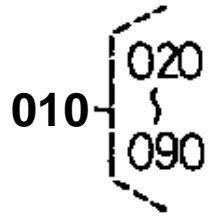
REF.No	Part No.	Description	Q'ty	S.No.	I/C	REMARKS	Weight (kgf)	Weight (lb)
010	RC101-57430	LABEL	1				0.001	0.0022
020	99999-99999	BLANK	0				0	0
030	RC108-57470	LABEL	1				0.001	0.0022
040	R2401-57360	LABEL FUEL	1				0.001	0.0022
050	RC108-57270	LABEL	2				0.003	0.0066
060	TA040-49580	LABEL MUFFLER	1				0.001	0.0022
070	RC101-57610	LABEL ACCEL.	1				0.001	0.0022
080	68709-57250	MARK KUBOTA	1				0.005	0.011
090	RC108-57290	MARK KUBOTA	1				0.02	0.044
100	RC108-57280	MARK KUBOTA	2				0.046	0.1012
110	TA040-49570	LABEL FAN WARNING	1				0.002	0.0044
120	RC108-57960	LABEL	3				0.001	0.0022
130	RC108-57680	LABEL	1				0.001	0.0022
140	RC108-58300	KIT LABEL	1			KTA	0.02	0.044
140	RC108-58400	KIT LABEL	1			KTC KCL	0.18	0.396
150	68328-57410	LABEL	1			KTA	0.003	0.0066
155	68658-57630	LABEL	1			KTC KCL	0.003	0.0066
160	RC108-57570	LABEL SWING SP	1				0.005	0.011
170	RC108-57450	LABEL	1				0.001	0.0022
180	68548-57422	LABEL	1				0.002	0.0044
190	RC108-57530	LABEL LEVER LOCK	1				0.003	0.0066
200	RC108-57540	LABEL	1				0.001	0.0022
210	68198-57790	LABEL CAUTION	1				0	0
220	68328-57350	LABEL WARNING	2				0.003	0.0066
230	RC108-57140	LABEL	1				0.002	0.0044
240	68308-57290	LABEL	1				0.001	0.0022
250	RC108-57630	LABEL	2				0.004	0.0088
255	RC108-57652	LABEL	1			CABIN	0.002	0.0044
260	RC108-57432	LABEL	1				0.05	0.11
270	RC108-57180	LABEL	1				0.003	0.0066
280	99999-99999	BLANK	0				0	0
290	RC108-57810	LABEL FUSE E	1				0.002	0.0044
300	RC108-57130	MARK FRAME	1				0.01	0.022
310	RC408-57150	MARK FRAME	2				0.007	0.0154
320	RC108-57160	MARK FRAME	1				0.007	0.0154
330	RC108-57170	MARK	2				0.008	0.0176
340	68328-57890	LABEL	1				0.003	0.0066
350	68198-57770	LABEL	1				0.002	0.0044
360	RD108-57820	LABEL	1			KTC KCL	0.002	0.0044
370	68658-57650	LABEL CAUTION	2			KTC KCL	0.005	0.011
380	68328-57270	MARK KUBOTA	2				0.02	0.044
390	RC108-57970	LABEL	1				0	0
400	6C040-55590	LABEL BATTERY	1	>=11606			0.001	0.0022

ACCESSORIES

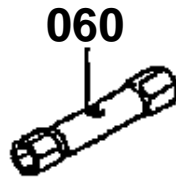


R0308-053-15

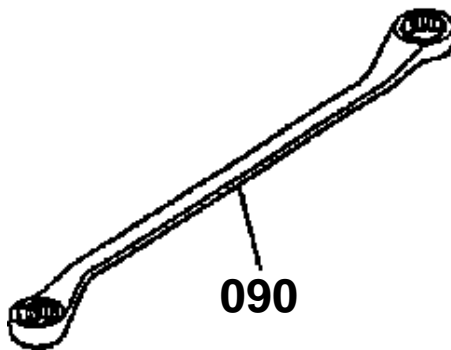
010 RP301-8110-0



060 07013-01012



090 07018-81922



RC108-803-10

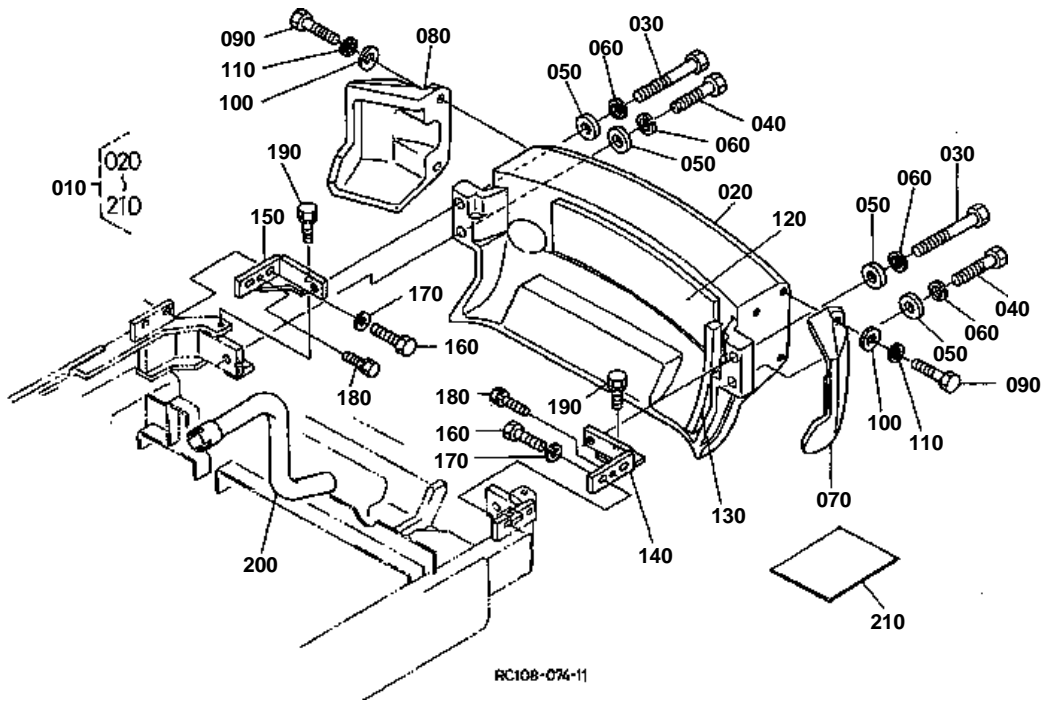


ACCESSORIES

↔ Interchangeable; ≠ not interchangeable; ← new for old; → old for new

REF.No	Part No.	Description	Q'ty	S.No.	I/C	REMARKS	Weight (kgf)	Weight (lb)
010	RP301-81100	KIT TOOLS	1	≤11588			1.65	3.63
010	RD401-81100	KIT TOOLS	1	≥11589	≠		1.65	3.63
020	32360-19300	SCREW DRIVER	1				0.07	0.154
030	07211-10150	PLIERS	1				0.16	0.352
040	07012-11012	SPANNER	1				0.041	0.0902
050	07012-11417	SPANNER	1				0.084	0.1848
060	07013-01012	WRENCH(SOCKET)	1	≤11588			0.144	0.3168
070	07013-00022	WRENCH SOCKET	1				0.225	0.495
075	07013-00029	WRENCH SOCKET	1				0.61	1.342
080	07014-00008	SPANNER	1				0.052	0.1144
090	07018-81922	SPANNER RING	1	≤11588			0.312	0.6864
100	68061-81110	SQUEEZER GREASE	1	≤11805			1.75	3.85
100	RB208-81110	SQUEEZER GREASE	1	≥11806	←		1.3	2.86
110	15241-86612	WRENCH FILTER	1				0.115	0.253
120	RC408-81240	MANUAL INSTRUCTION	1	≤11605			0	0
120	RC408-81243	MANUAL INSTRUCTION	1	≥11606	←		0	0
120	RC408-81244	MANUAL INSTRUCTION	1	≥11950	←		0.235	0.517
120	RC108-81270	MANUAL INSTRUCTION	1			TELESCOPIC	0.05	0.11
130	RC108-81290	LIST PARTS	1	≤11693			0	0
130	RC108-81294	LIST PARTS	1	≥11694	←		0	0
130	RC108-81295	LIST PARTS	1	≥11879	←		0.24	0.528
140	34670-34530	FUSE	1				0.003	0.0066
150	68311-81130	BAG TOOLS	1				0.03	0.066
160	R2401-81310	BAG INSTRUCTION MAN.	1				0.11	0.242
170	1G511-89810	STATEMENT WARRANTY	1				0.01	0.022

WEIGHT KIT

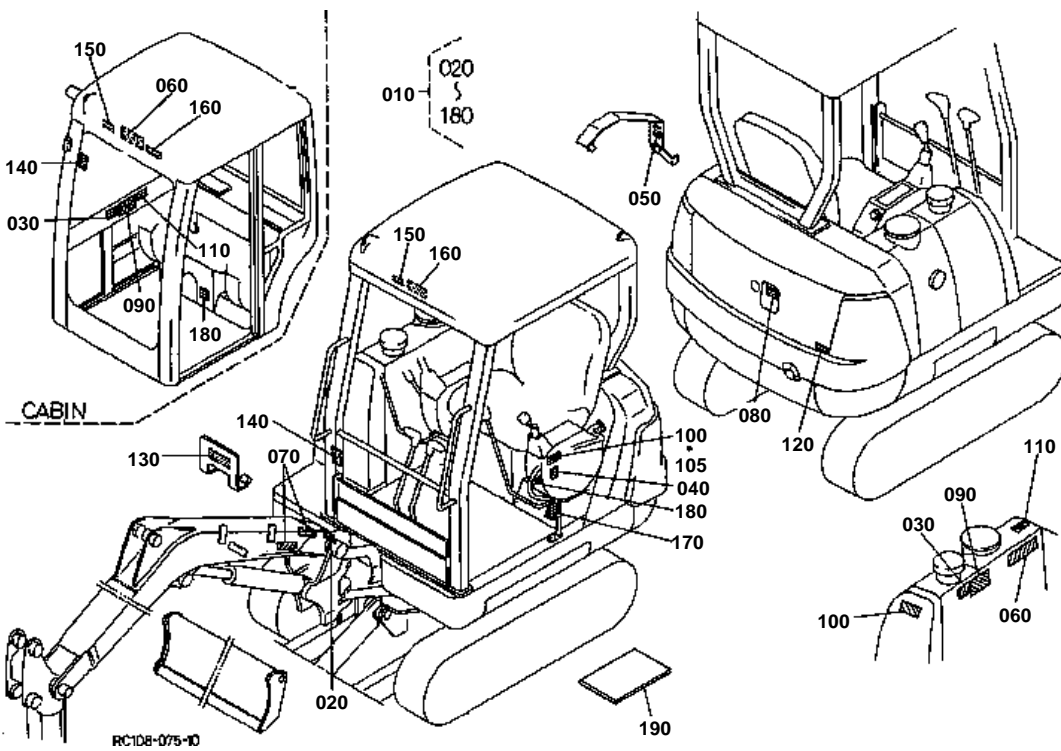


**WEIGHT KIT**

↔ Interchangeable; ≠ not interchangeable; ← new for old; → old for new

REF.No	Part No.	Description	Q'ty	S.No.	I/C	REMARKS	Weight (kgf)	Weight (lb)
010	RC108-90100	KIT WEIGHT	1	<=11577			0	0
010	RC108-90102	KIT WEIGHT	1	>=11578	←		367	807.4
020	RC108-48430	PROTECTOR REAR	1				300	660
030	01176-62080	BOLT	2				0.24	0.528
040	01176-62055	BOLT	2				0.18	0.396
050	68811-48122	WASHER	4				0.071	0.1562
060	04512-60200	WASHER SPRING	4				0.02	0.044
070	RC108-48780	PROTECTOR REAR LH	1				9	19.8
080	RC108-48790	PROTECTOR REAR RH	1				9	19.8
090	01173-61655	BOLT	4				0.11	0.242
100	04015-60160	WASHER PLAIN	4				0.058	0.1276
110	04512-60160	WASHER SPRING	4				0.01	0.022
120	RC101-48290	SPONGE	1				0.1	0.22
130	RC101-48332	SPONGE	1				0.02	0.044
140	RC108-48450	BRACKET LH	1				2	4.4
150	RC108-48460	BRACKET RH	1				2	4.4
160	01173-61260	BOLT	4				0.06	0.132
170	04512-60120	WASHER SPRING	4				0.005	0.011
180	01133-61035	BOLT	2				0.027	0.0594
190	01133-61230	BOLT	2				0.04	0.088
200	RC101-42490	PIPE MUFFLER	1				0.53	1.166
210	RC108-90110	MANUAL INSTRUCTION	1	>=11578			0.005	0.011

LABEL KIT





LABEL KIT

↔ Interchangeable; ≠ not interchangeable; ← new for old; → old for new

REF.No	Part No.	Description	Q'ty	S.No.	I/C	REMARKS	Weight (kgf)	Weight (lb)
010	RC108-58600	KIT LABEL(KCL)	1				0	0
020	RC308-57450	LABEL	1				0.001	0.0022
030	RC308-57420	LABEL	1				0.001	0.0022
040	RC108-58610	LABEL LEVER LOCK	1				0.001	0.0022
050	RC108-58620	LABEL	1				0.001	0.0022
060	RC108-58630	LABEL CAUTION	1				0	0
070	RC108-58640	LABEL WARNING	2				0.001	0.0022
080	RC108-58650	LABEL	1				0.001	0.0022
090	RC108-58660	LABEL	1				0.001	0.0022
100	RC108-57750	LABEL	2			CANOPY	0.001	0.0022
105	RC108-58680	LABEL	1			CABIN	0.001	0.0022
110	RC308-57430	LABEL	1				0.001	0.0022
120	RC108-58670	LABEL	1				0.001	0.0022
130	RC108-57590	LABEL SWING SP	1				0.001	0.0022
140	RC108-57840	LABEL	1				0.001	0.0022
150	R2401-57460	LABEL ROPS	1				0.001	0.0022
160	RC108-57890	LABEL	1				0.001	0.0022
170	RC108-58690	LABEL	1				0.001	0.0022
180	RC308-57810	LABEL FUSE	1				0.004	0.0088
190	RC408-81250	MANUAL INSTRUCTION	1	≤11720			0	0
190	RC408-81252	MANUAL INSTRUCTION	1	≥11721	←		0.24	0.528