

Instructions for Parts Books

The heading at the top of the page will be the same for the picture of the parts as it is for the page with the part numbers.

Definition of column headings on part number pages:

REF.No → The number referring to the part on the picture page of the parts book.

Part No. → The number assigned to this part at the time of printing the parts book.

Description → Description of part.

Q'ty → Quantity of part used on that page.

S.No. → Serial number range of the equipment that this part will fit.

>= Your serial number should be greater than or equal to the number shown.

<= Your serial number should be lesser than or equal to the serial number shown.

I/C → Interchangeability of part shown.

↔ The part shown will work for the older and later serial number.

The part shown is not interchangeable with the other serial number.

← new for old

→ old for new

Remarks → Notes about this particular part. Sometimes this may say except [FR] or [CA]

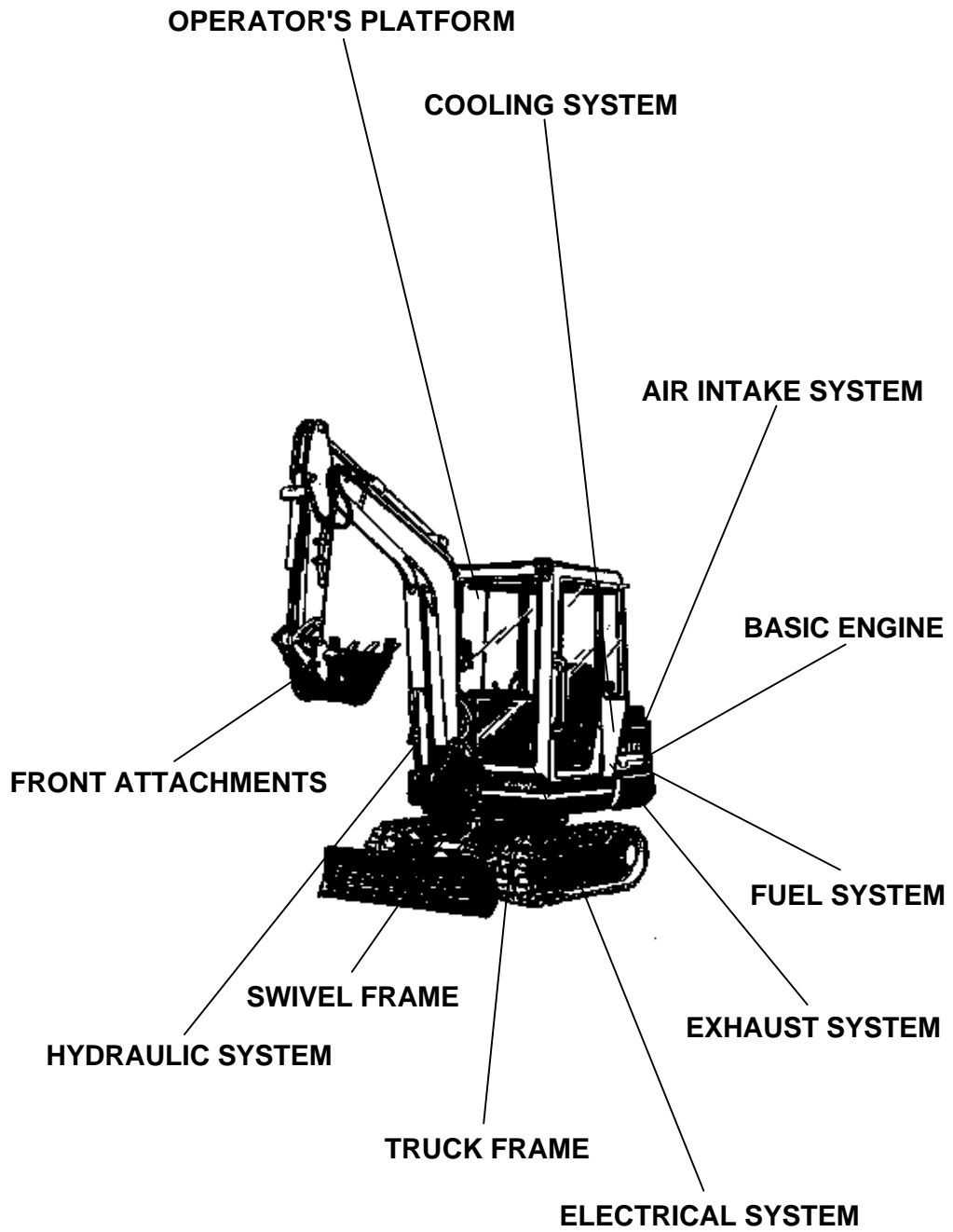
Note about Country Codes:

The parts books we use in the United States of America may also contain information about a part that would be different in another country. It is important that you are aware of the country codes in some instances.

Symbol	Country
A	United States of America
CA	Canada
FR	France
GR	Greece
PO	Portugal
AU	Australia

If the remarks column says for example EXCEPT [FR] this part works in all countries except France. That means it will work here in the USA.

ALL PRODUCT INDEX
KX71



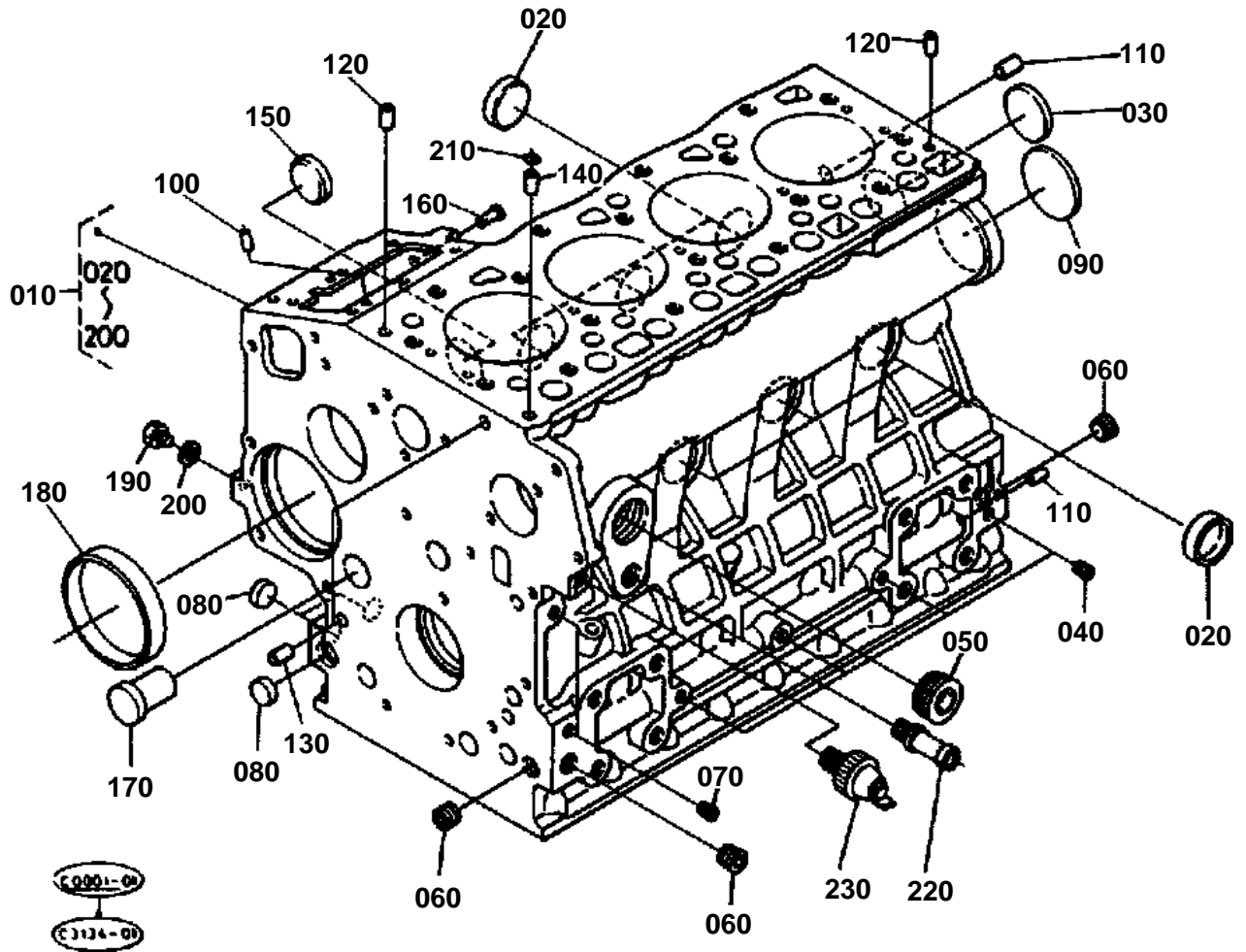
ACCESSORIES

Item	Part No.	Description	Book
BASIC ENGINE	01S001	CRANKCASE	100K0291
	01S002	OIL PAN	100K0291
	01S003	PISTON CRANKSHAFT	100K0291
	01S004	MAIN BEARING CASE	100K0291
	01S005	CAMSHAFT	100K0291
	01S006	CYLINDER HEAD	100K0291
	01S007	VALVE ROCKER ARM	100K0291
	01S008	CYLINDER HEAD COVER	100K0291
	01S009	GEAR CASE	100K0291
FUEL SYSTEM	01S013	NOZZLE HOLDER GLOW PLUG	100K0291
	01S01401	NOZZLE HOLDER (COMPONENT PARTS)	100K0291
	01S01402	NOZZLE HOLDER (COMPONENT PARTS)	100K0291
	01S01501	SPEED CONTROL PLATE	100K0291
	01S01502	SPEED CONTROL PLATE	100K0291
	01S016	STOP SOLENOID	100K0291
	01S017	GOVERNOR	100K0291
	01S018	INJECTION PUMP CAMSHAFT (1)	100K0291
	01S019	INJECTION PUMP (COMPONENT PARTS)	100K0291
	01S020	INJECTION PUMP CAMSHAFT (2)	100K0291
COOLING SYSTEM	01S024	WATER FLANGE	100K0291
	01S025	WATER PUMP	100K0291
ELECTRICAL SYSTEM	01S028	FLYWHEEL STARTER	100K0291
	01S02901	STARTER (COMPONENT PARTS)	100K0291
	01S02902	STARTER (COMPONENT PARTS)	100K0291
	01S03001	DYNAMO	100K0291
	01S031	DYNAMO (COMPONENT PARTS)	100K0291
BASIC ENGINE	01S010	ENGINE BRACKET	100K0291
AIR INTAKE SYSTEM	01S01101	AIR CLEANER INLET MANIFOLD	100K0291
EXHAUST SYSTEM	01S012	MUFFLER EXHAUST MANIFOLD	100K0291
FUEL SYSTEM	01S021	ACCEL LEVER	100K0291
	01S022	FUEL PIPING	100K0291
	01S023	FUEL TANK	100K0291
COOLING SYSTEM	01S026	RADIATOR	100K0291
	01S027	WATER PIPE	100K0291
ELECTRICAL SYSTEM	01S032	BATTERY	100K0291
	01S033	REGULATOR HORN	100K0291
	01S034	SWITCH METER	100K0291
	01S035	ELECTRICAL WIRING	100K0291
	HYDRAULIC SYSTEM	01S036	PUMP HOUSING
01S037		GEAR PUMP & COMPONENT PARTS	100K0291
01S038		DRIVE MOTOR & COMPONENT PARTS	100K0291
01S039		SWIVEL MOTOR & COMPONENT PARTS	100K0291
01S040		ROTARY JOINT	100K0291
01S041		OIL TANK	100K0291
01S042		CONTROL VALVE (1)	100K0291
01S043		CONTROL VALVE (1) (COMPONENT PARTS)	100K0291
01S04401		SPOOL SECTION (TRAVEL RH)	100K0291
01S04402		SPOOL SECTION (BOOM)	100K0291
01S04403		SPOOL SECTION (BUCKET)	100K0291
01S04404		SPOOL SECTION	100K0291
01S04405		SPOOL SECTION (TRAVEL LH)	100K0291
01S04406		SPOOL SECTION (BOOM)	100K0291
01S04407		SPOOL SECTION (ARM)	100K0291
01S04408		SPOOL SECTION (S/P)	100K0291
01S04409		SPACER SECTION	100K0291
01S045	CONTROL VALVE (3)	100K0291	
01S046	CONTROL VALVE (3) (COMPONENT PARTS)	100K0291	

Item	Part No.	Description	Book		
HYDRAULIC SYSTEM	01S04701	SPOOL SECTION (SWIVEL)	100K0291		
	01S04702	SPOOL SECTION (SWING)	100K0291		
	01S04703	SPOOL SECTION (BLADE)	100K0291		
	01S048	CONTROL LEVER (FRAME)	100K0291		
	01S049	CONTROL LEVER (BOX LH)	100K0291		
	01S050	CONTROL LEVER (LEVER LH-1)	100K0291		
	01S051	CONTROL LEVER (LEVER LH-2)	100K0291		
	01S052	CONTROL LEVER (LEVER LH-3)	100K0291		
	01S053	CONTROL LEVER (BOX RH)	100K0291		
	01S054	CONTROL LEVER (LEVER RH)	100K0291		
	01S055	CONTROL LEVER (TRAVEL LH)	100K0291		
	01S056	CONTROL LEVER (TRAVEL RH)	100K0291		
	01S057	CONTROL LEVER (SAFETY LOCK LEVER)	100K0291		
	01S058	CONTROL PEDAL (SWIVEL/SWING CHANGE)	100K0291		
	01S059	CONTROL LEVER (BLADE)	100K0291		
	01S060	CONTROL LEVER (S/P)	100K0291		
	01S061	OIL PIPING (THIRD LINE)	100K0291		
	01S062	OIL PIPING (SUCTION DELIVERY)	100K0291		
	01S063	OIL PIPING (RETURN C/V TANK)	100K0291		
	01S064	OIL PIPING (OIL COOLER)	100K0291		
	01S065	OIL PIPING (TRAVEL LH)	100K0291		
	01S066	OIL PIPING (TRAVEL RH)	100K0291		
	01S067	OIL PIPING (SWIVEL)	100K0291		
	01S068	OIL PIPING (SWING)	100K0291		
	01S069	OIL PIPING (BOOM)	100K0291		
	01S070	OIL PIPING (ARM)	100K0291		
	01S071	OIL PIPING (BUCKET)	100K0291		
	01S072	OIL PIPING (BLADE)	100K0291		
	01S073	OIL PIPING (CONFLUENCE)	100K0291		
	01S074	OIL PIPING (CUSHION)	100K0291		
	01S075	OIL PIPING (S/P)	100K0291		
	01S076	BOOM CYLINDER & COMPONENT PARTS	100K0291		
	01S077	ARM CYLINDER & COMPONENT PARTS	100K0291		
	01S078	BUCKET CYLINDER & COMPONENT PARTS	100K0291		
	01S079	BLADE CYLINDER & COMPONENT PARTS	100K0291		
	01S080	SWING CYLINDER & COMPONENT PARTS	100K0291		
	FRONT ATTACHMENTS	01S134	SWING BRACKET	100K0291	
		01S135	BOOM	100K0291	
		01S136	CYLINDER COVER (BOOM)	100K0291	
		01S137	ARM	100K0291	
		01S138	BUCKET LINK	100K0291	
		01S139	BUCKET	100K0291	
		01S140	BLADE	100K0291	
		TRUCK FRAME	01S141	TRUCK FRAME	100K0291
			01S142	IDLER	100K0291
			01S143	TRUCK ROLLER	100K0291
	SWIVEL FRAME	01S144	CRAWLER	100K0291	
		01S145	SWIVEL FRAME	100K0291	
		01S146	SWIVEL GEAR CASE	100K0291	
01S147		SWIVEL GEAR	100K0291		
01S148		SWIVEL BEARING	100K0291		
01S149		FLOOR PLATE (1)	100K0291		
01S150		FLOOR PLATE (2)	100K0291		
01S151		BONNET	100K0291		
01S15202		SPONGE (1) [KTC KCL KTA]	100K0291		
01S153		SPONGE (2)	100K0291		
01S155		WEIGHT	100K0291		

Item	Part No.	Description	Book	
OPERATOR'S PLATFORM	01S15602	CANOPY (ROPS) [KTC KCL KTA]	100K0291	
	01S15702	CABIN (ROPS) (BODY) [KTC KCL KTA]	100K0291	
	01S15802	CABIN (ROPS) (DOOR) [KTC KCL KTA]	100K0291	
	01S15902	CABIN (ROPS) (FRONT WINDOW) [KTC KCL KTA]	100K0291	
	01S16002	CABIN (ROPS) (WINDOW) [KTC KCL KTA]	100K0291	
	01S16102	CABIN (ROPS) (SPONGE) [KTC KCL KTA]	100K0291	
	01S162	INSTRUMENT PANEL	100K0291	
	01S16303	SEAT [KTC KCL M.E. KTA]	100K0291	
	01S164	CABIN (ELECTRICAL)	100K0291	
	01S165	CABIN (WIPER MOTOR)	100K0291	
	01S166	CABIN (DEFROSTER)	100K0291	
	01S167	CABIN (HEATER)	100K0291	
	01S168	LIGHT	100K0291	
	01S16902	LABEL [KTC KCL KTA]	100K0291	
	ACCESSORIES	01S170	ACCESSORIES	100K0291

CRANKCASE



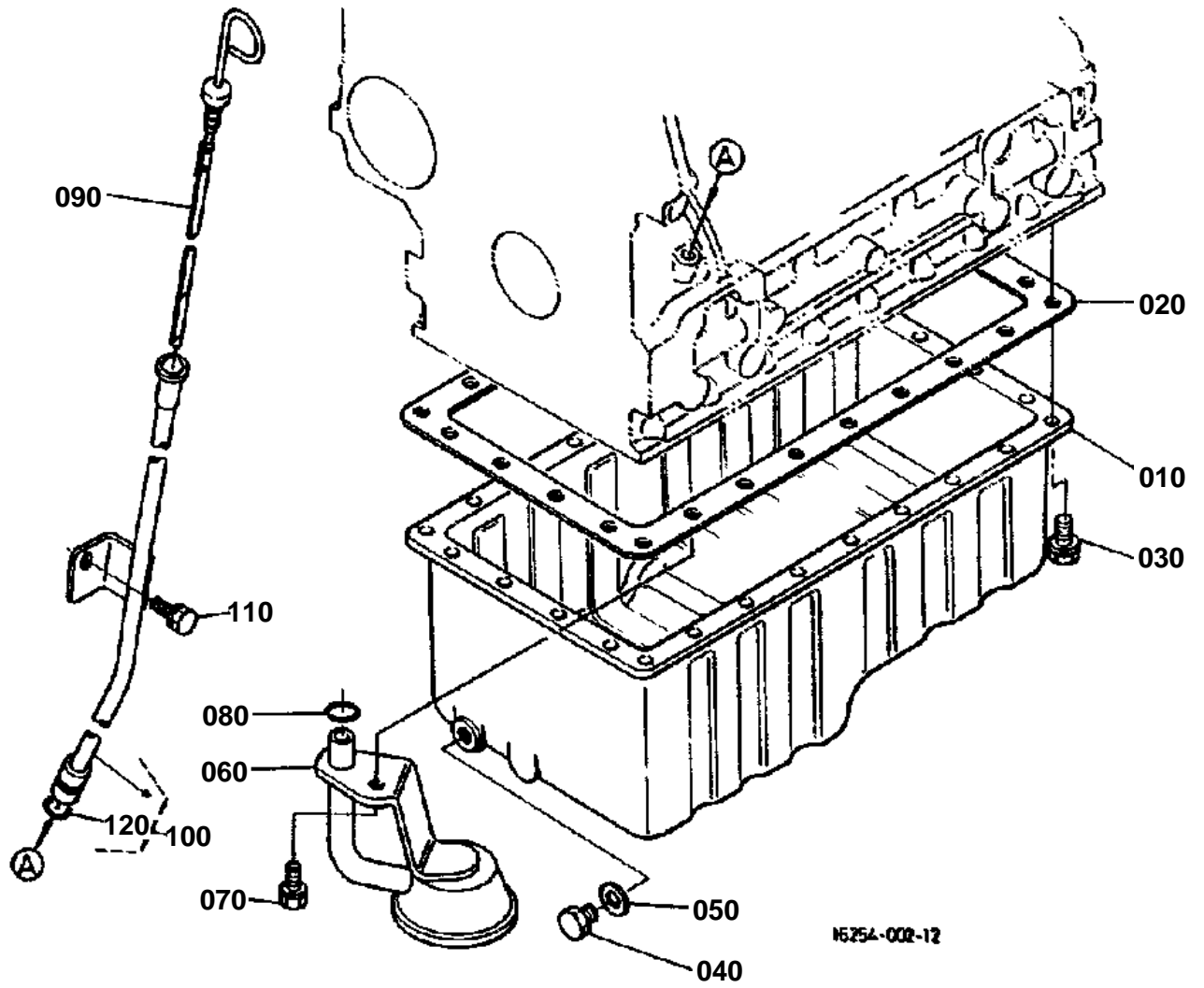


CRANKCASE

↔ Interchangeable; ≠ not interchangeable; ← new for old; → old for new

REF.No	Part No.	Description	Q'ty	S.No.	I/C	REMARKS	Weight (kgf)	Weight (lb)
010	16282-01012	COMP.CRANKCASE	1	<=425160			0	0
010	16282-01015	COMP.CRANKCASE	1	>=425161	←		34	74.8
010	16626-01010	COMP.CRANKCASE	1	>=559356	←		32.5	71.5
020	15451-96270	CAP SEALING	6				0.012	0.0264
030	15221-03490	CAP SEALING	1				0.02	0.044
040	15261-96010	PLUG	4				0.002	0.0044
050	16683-96020	PLUG	1				0.47	1.034
060	16241-96010	PLUG	3				0.007	0.0154
070	15521-96020	PLUG	2				0.003	0.0066
080	06311-75018	PLUG	3	<=308554			0.004	0.0088
080	17391-96160	PLUG	3	>=308555	←		0.003	0.0066
090	16271-96160	PLUG	1				0.025	0.055
100	05012-00508	PIN STRAIGHT	2				0.001	0.0022
110	05012-00814	PIN STRAIGHT	2				0.006	0.0132
120	05012-00610	PIN STRAIGHT	2				0.003	0.0066
130	15231-33960	PIN PIPE	2				0.001	0.0022
140	16241-33650	PIN PIPE	1				0.002	0.0044
150	16241-96260	PLUG	1				0	0
160	15221-56280	PIN START SPRING	1				0.006	0.0132
170	16282-96010	PLUG	1				0.09	0.198
180	16271-55350	BUSH GOVERNOR GEAR	1				0.06	0.132
190	15221-33610	PLUG	1				0.009	0.0198
200	15021-33660	GASKET	1				0.001	0.0022
210	15221-33700	O RING	1				0.001	0.0022
220	15321-73340	PIPE WATER RETURN	1				0.016	0.0352
230	15531-39010	SWITCH OIL	1				0.032	0.0704

OIL PAN




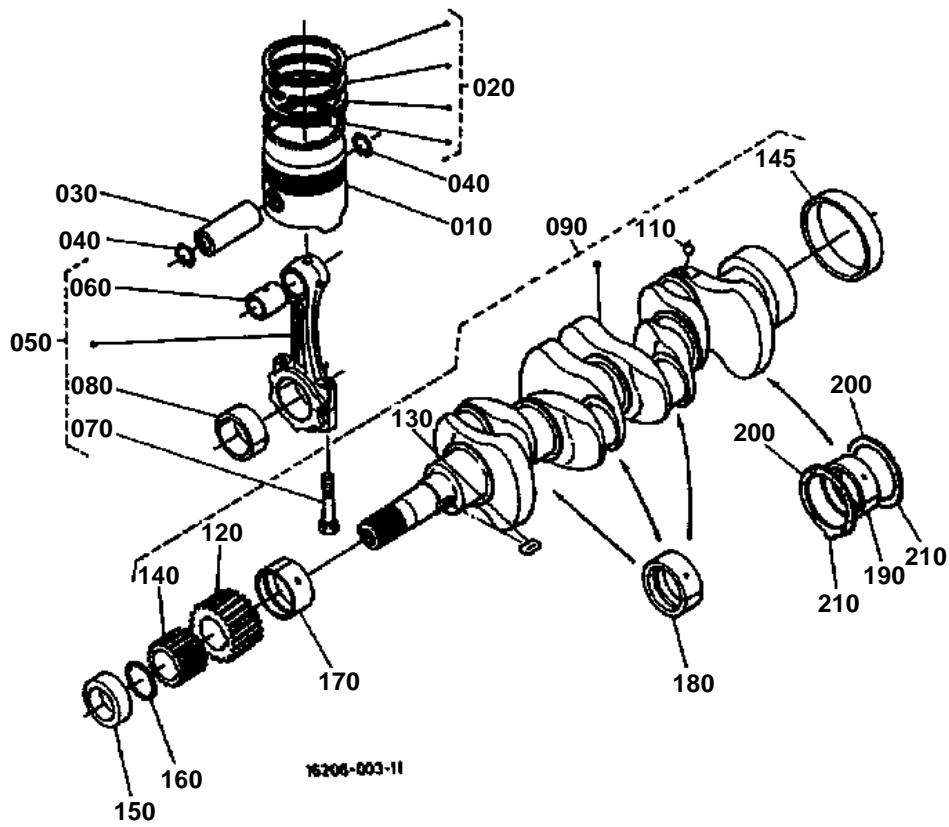


OIL PAN

↔ Interchangeable; ≠ not interchangeable; ← new for old; → old for new

REF.No	Part No.	Description	Q'ty	S.No.	I/C	REMARKS	Weight (kgf)	Weight (lb)
010	16282-01500	COMP.OIL PAN	1				1.2	2.64
020	16241-01620	GASKET OIL PAN	1	≤534271			0	0
020	16299-01620	GASKET OIL PAN NA	1	≥534272	←		0.003	0.0066
030	01023-50612	BOLT	26				0.005	0.011
040	15221-33750	PLUG	1				0.032	0.0704
050	15109-33660	GASKET	1				0.001	0.0022
060	16241-32110	FILTER OIL	1	≤741870			0	0
060	16241-32114	FILTER OIL	1	≥10001	←		0.25	0.55
070	01123-50816	BOLT	1				0	0
080	04814-00160	O RING	1				0.001	0.0022
090	16282-36410	GAUGE OIL	1				0	0
100	16282-36420	GUIDE OIL GAUGE	1	≤425160			0.11	0.242
100	16282-36500	ASSY GUIDE OIL GAUGE	1	≥425161	≠		0.11	0.242
110	01123-50814	BOLT	1				0	0
120	04814-00090	O RING	1	≥425161			0.001	0.0022

PISTON CRANKSHAFT



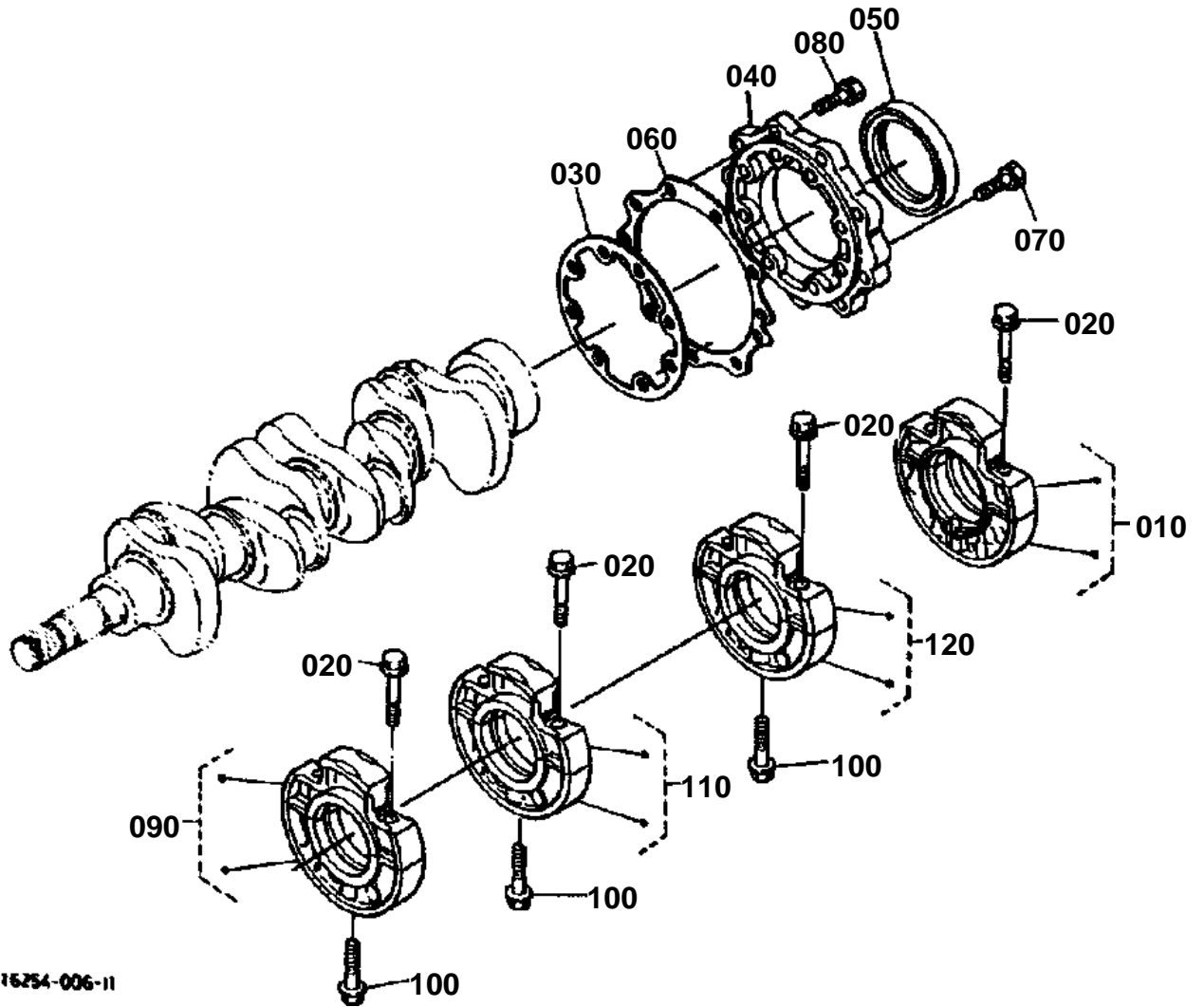


PISTON CRANKSHAFT

↔ Interchangeable; ≠ not interchangeable; ← new for old; → old for new

REF.No	Part No.	Description	Q'ty	S.No.	I/C	REMARKS	Weight (kgf)	Weight (lb)
010	16281-21110	PISTON	4	<=489915		STD	0	0
010	16060-21110	PISTON	4	>=489916	←	STD	0.4	0.88
010	16281-21910	PISTON	4	<=489915		+0.5MM	0	0
010	16060-21910	PISTON	4	>=489916	←	+0.5MM	0.415	0.913
020	16261-21050	ASSY PISTON RING	4			STD	0.042	0.0924
020	16261-21090	ASSY PISTON RING	4			+0.5MM	0.05	0.11
030	16241-21310	PIN PISTON	4				0.135	0.297
040	16241-21330	CIR CLIP PISTON PIN	8				0.002	0.0044
050	16241-22012	ASSY CONNECTING ROD	4				0.545	1.199
060	16241-21980	BUSH PISTON PIN	1				0.03	0.066
070	16241-22140	BOLT CONNECTING ROD	8				0.024	0.0528
080	16241-22310	METAL CRANKPIN	4			SET STD	0.038	0.0836
080	16241-22970	METAL CRANKPIN	4			SET -0.2MM	0.08	0.176
080	16241-22980	METAL CRANKPIN	4			SET -0.4MM	0.1	0.22
090	16282-23010	COMP.CRANKSHAFT	1	<=482630			0	0
090	16282-23013	COMP.CRANKSHAFT	1	>=482631	→		11	24.2
100	05012-00508	PIN STRAIGHT	1	<=482630			0.001	0.0022
110	07715-00401	BALL	4				0.001	0.0022
120	16241-24110	GEAR CRANKSHAFT	1				0.15	0.33
130	16271-95230	KEY	1				0.005	0.011
140	16241-35630	GEAR OIL PUMP DRIVE	1				0.102	0.2244
145	16241-23280	SLEEVE CRANKSHAFT	1				0.06	0.132
150	16241-23250	COLLAR CRANKSHAFT	1				0.05	0.11
160	15667-96750	O RING	1				0.02	0.044
170	16241-23470	METAL CRANKSHAFT	1			STD	0.06	0.132
170	16241-23910	METAL CRANKSHAFT	1			-0.2MM	0.03	0.066
170	16241-23920	METAL CRANKSHAFT	1			-0.4MM	0.068	0.1496
180	16241-23480	METAL CRANKSHAFT	3			SET STD	0.05	0.11
180	16241-23930	METAL CRANKSHAFT	3			SET -0.2MM	0.1	0.22
180	16241-23940	METAL CRANKSHAFT	3			SET -0.4MM	0.05	0.11
190	16241-23490	METAL CRANKSHAFT	1			SET STD	0	0
190	16241-23860	METAL CRANKSHAFT	1			SET -0.2MM	0.1	0.22
190	16241-23870	METAL CRANKSHAFT	1			SET -0.4MM	0.068	0.1496
200	15521-23530	METAL SIDE	2			STD	0.01	0.022
200	15521-23950	METAL SIDE	2			+0.2MM	0.01	0.022
200	15521-23960	METAL SIDE	2			+0.4MM	0.01	0.022
210	19202-23540	METAL SIDE	2			STD	0.01	0.022
210	19202-23970	METAL SIDE	2			+0.2MM	0.01	0.022
210	19202-23980	METAL SIDE	2			+0.4MM	0.01	0.022

MAIN BEARING CASE



16254-006-11

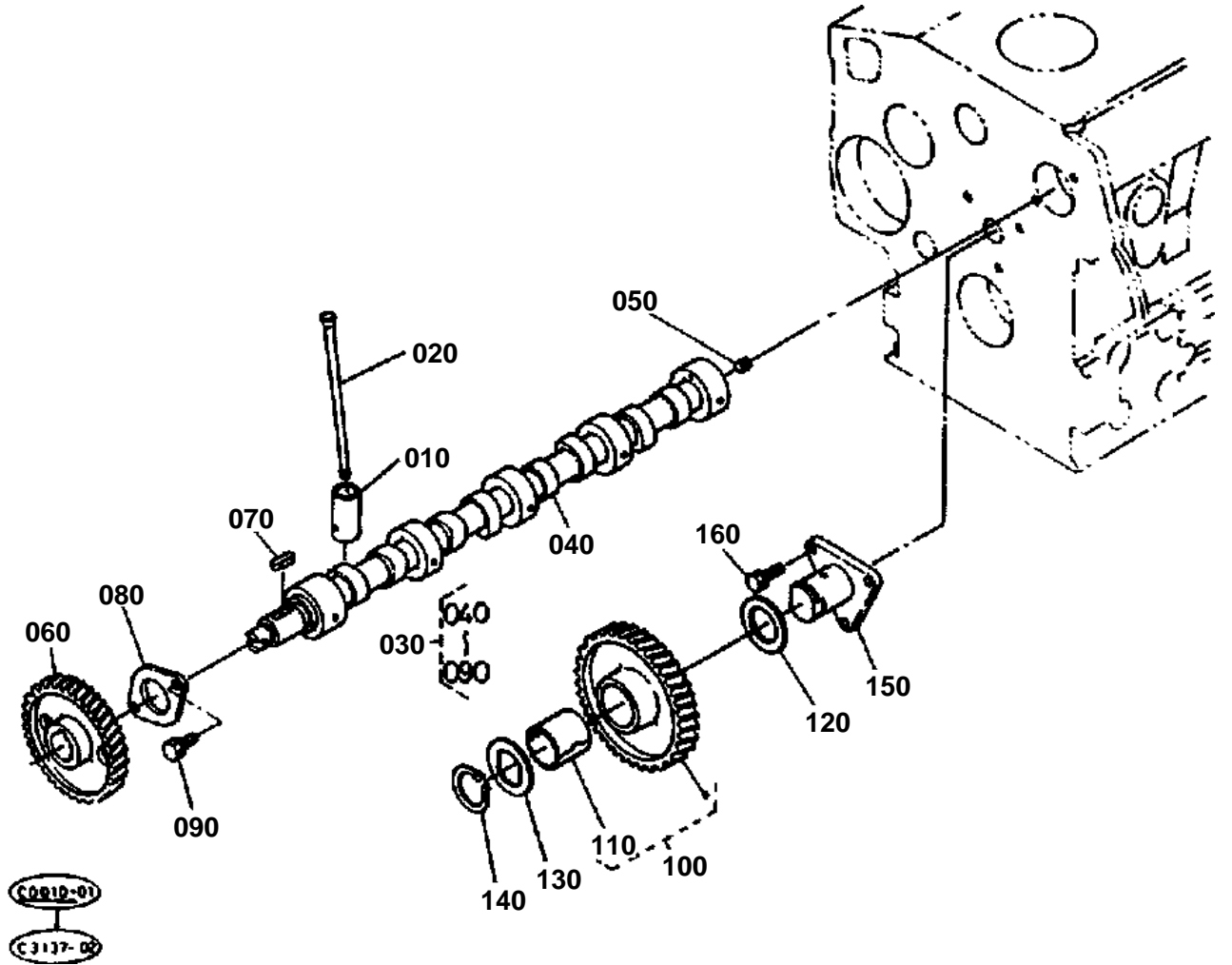


MAIN BEARING CASE

↔ Interchangeable; ≠ not interchangeable; ← new for old; → old for new

REF.No	Part No.	Description	Q'ty	S.No.	I/C	REMARKS	Weight (kgf)	Weight (lb)
010	16261-04090	ASSY CASE MAIN BRG.	1	≤568291			0	0
010	16261-04092	ASSY CASE MAIN BRG.	1	≥568292	↔		0	0
020	16241-04540	BOLT BEARING CASE	8				0.02	0.044
030	16241-04360	GASKET BRG.CASE	1	≤534271			0	0
030	16264-04360	GASKET BRG.CASE NA	1	≥534272	←		0.002	0.0044
040	16241-04810	COVER BEARING CASE	1	≤475253			0	0
040	16241-04813	COVER BEARING CASE	1	≥475254	←		0.22	0.484
050	16241-04460	SEAL OIL	1				0.02	0.044
060	16241-04820	GASKET BRG.CASE COV.	1	≤534271			0	0
060	16264-04820	GASKET BRG.CASE COV.	1	≥534272	←		0.008	0.0176
070	01023-50625	BOLT	8				0.007	0.0154
080	01023-50620	BOLT	9				0.006	0.0132
090	16261-04040	ASSY CASE MAIN BRG.	1				0.9	1.98
100	16241-04560	BOLT BEARING CASE	3				0.03	0.066
110	16261-04050	ASSY CASE MAIN BRG.	1				1.11	2.442
120	16282-04060	ASSY CASE MAIN BRG.	1				1	2.2

CAMSHAFT



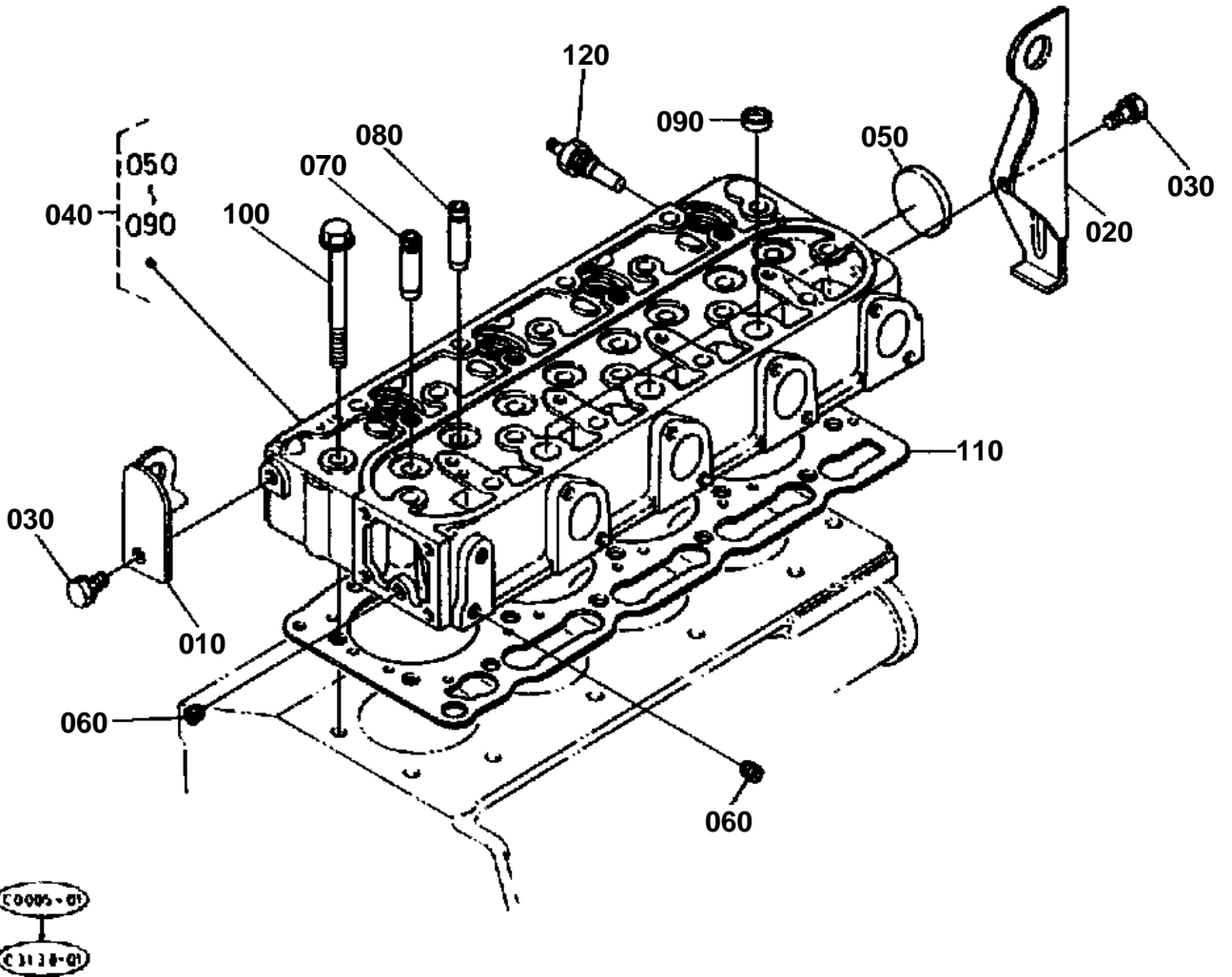


CAMSHAFT

↔ Interchangeable; ≠ not interchangeable; ← new for old; → old for new

REF.No	Part No.	Description	Q'ty	S.No.	I/C	REMARKS	Weight (kgf)	Weight (lb)
010	16261-15550	TAPPET	8				0.035	0.077
020	16241-15110	PUSH ROD	8				0.03	0.066
030	16271-16010	ASSY CAMSHAFT	1				1.8	3.96
040	16271-16150	CAMSHAFT	1				1.5	3.3
050	15521-93610	SCREW SET	1				0.002	0.0044
060	16241-16510	GEAR CAMSHAFT	1				0.45	0.99
070	05712-00518	KEY FEATHER	1				0.003	0.0066
080	16241-16270	STOPPER CAMSHAFT	1				0.04	0.088
090	01023-50614	BOLT	2				0.005	0.011
100	16271-24010	COMP GEAR IDLE	1				0.6	1.32
110	16271-24980	BUSH IDLE GEAR	1				0.02	0.044
120	16241-24360	COLLAR IDLE GEAR	1				0.01	0.022
130	16241-24370	COLLAR IDLE GEAR	1				0.012	0.0264
140	16241-24320	CIR CLIP IDLE GEAR	1				0.003	0.0066
150	16241-24250	SHAFT IDLE GEAR	1				0.255	0.561
160	01023-50616	BOLT	3				0.005	0.011

CYLINDER HEAD



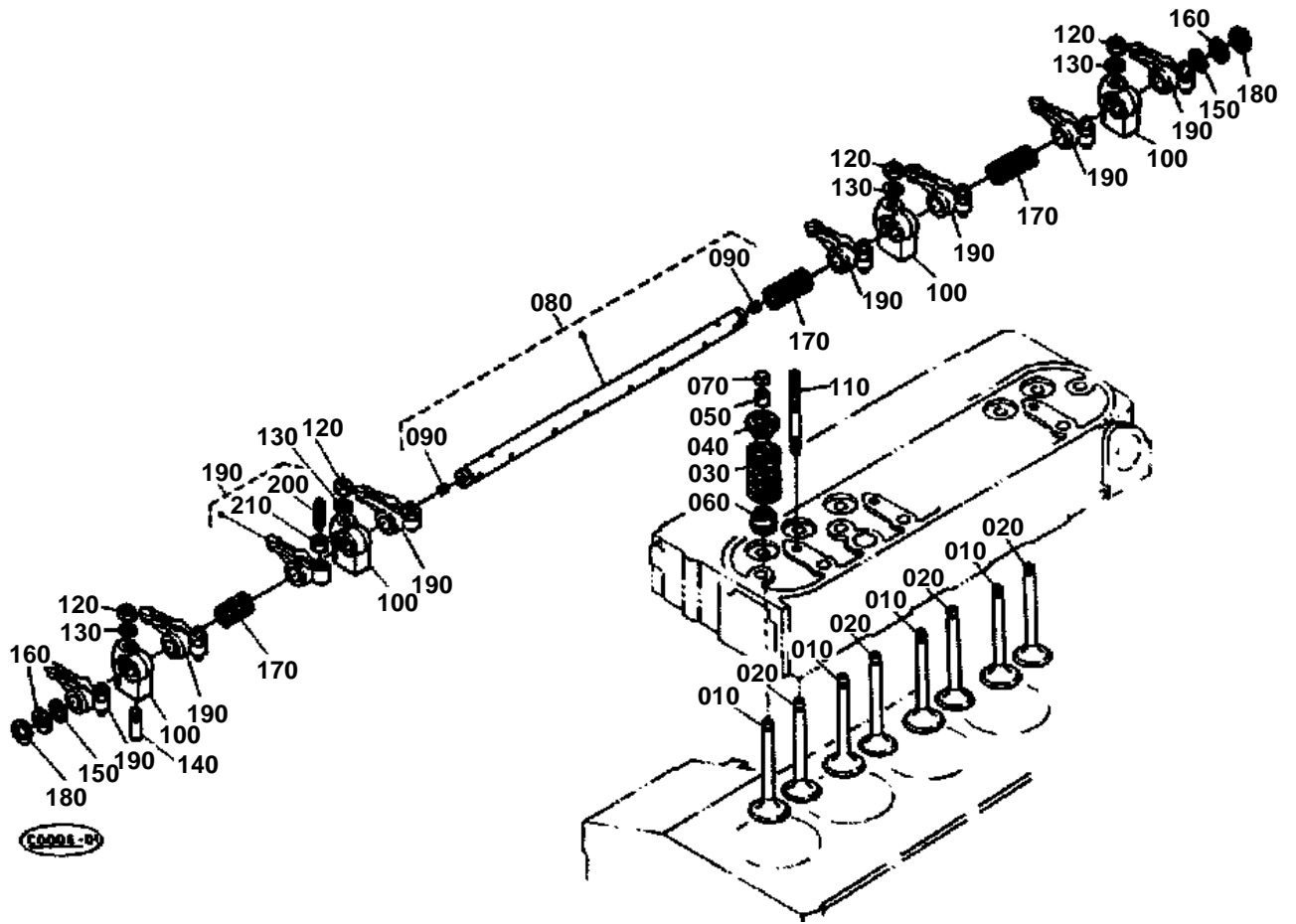


CYLINDER HEAD

↔ Interchangeable; ≠ not interchangeable; ← new for old; → old for new

REF.No	Part No.	Description	Q'ty	S.No.	I/C	REMARKS	Weight (kgf)	Weight (lb)
010	16241-01750	HOOK ENGINE	1				0.08	0.176
020	16241-01770	HOOK ENGINE	1				0.175	0.385
030	01123-50814	BOLT	2				0	0
040	16282-03040	COMP.CYLINDER HEAD	1	<=489915			13	28.6
040	16062-03040	COMP.CYLINDER HEAD	1	>=489916	≠		12.5	27.5
050	15321-96260	CAP SEALING	1				0.014	0.0308
060	15261-96010	PLUG	2				0.002	0.0044
070	16241-13540	GUIDE INLET VALVE	4				0.02	0.044
080	16241-13560	GUIDE EXHAUST VALVE	4				0.01	0.022
090	15261-03370	CAP SEALING	3				0.005	0.011
100	16241-03450	BOLT CYLINDER HEAD	18				0.07	0.154
110	16282-03310	GASKET CYLINDER HEAD	1				0.085	0.187
120	31351-32830	THERMOSTAT UNIT	1				0.02	0.044

VALVE ROCKER ARM



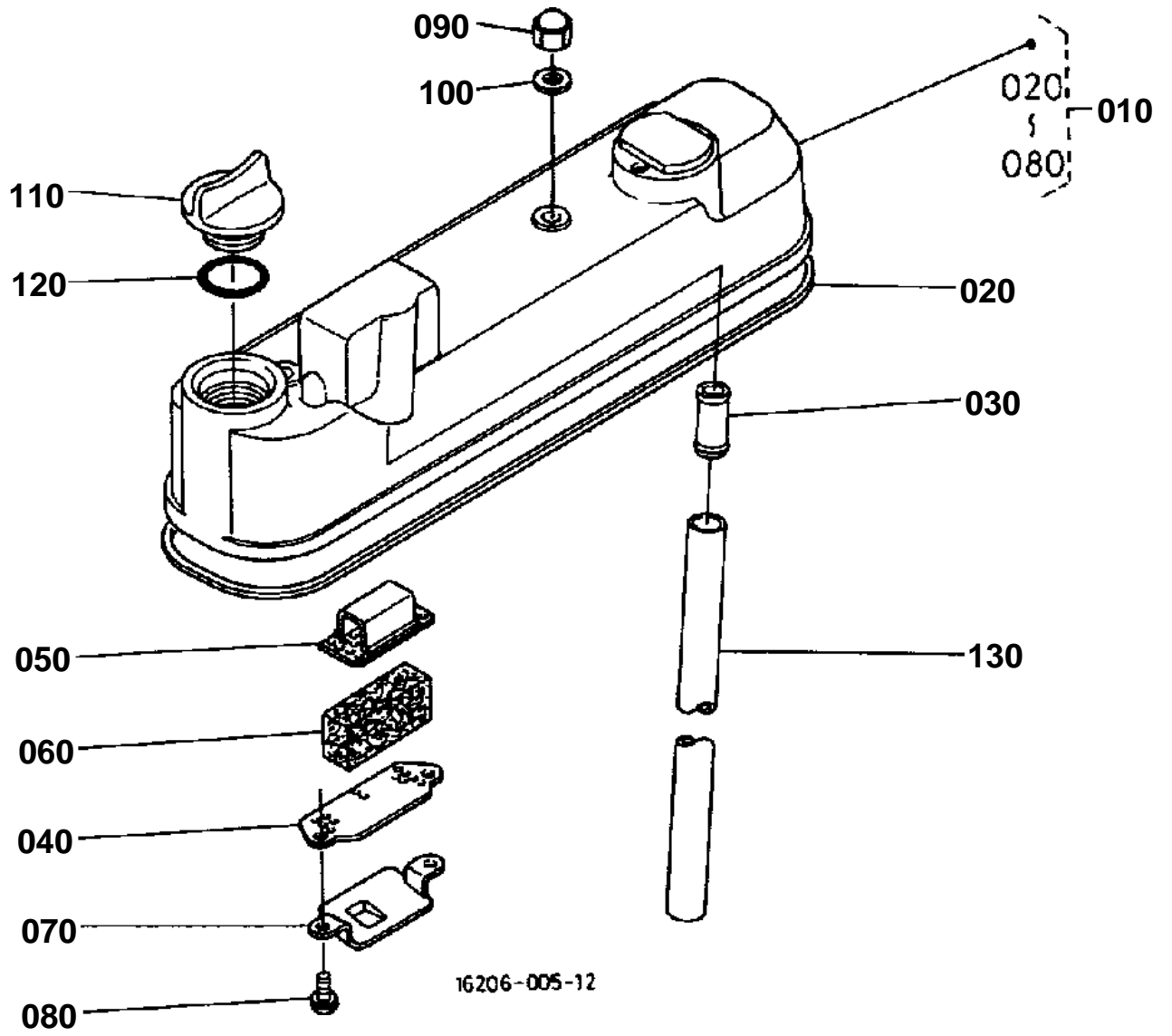
00001-01

**VALVE ROCKER ARM**

↔ Interchangeable; ≠ not interchangeable; ← new for old; → old for new

REF.No	Part No.	Description	Q'ty	S.No.	I/C	REMARKS	Weight (kgf)	Weight (lb)
010	16241-13110	VALVE INLET	4				0.05	0.11
020	16241-13120	VALVE EXHAUST	4				0.045	0.099
030	16271-13240	SPRING VALVE	8				0.015	0.033
040	16241-13330	RETAINER VALVE SP.	8				0.015	0.033
050	15261-13360	COLLET VALVE SPRING	8			SET	0.001	0.0022
060	16241-13150	SEAL VALVE STEM	8				0.002	0.0044
070	15261-13280	CAP VALVE	8	≤338135			0	0
070	16241-13280	CAP VALVE	8	≥338136	↔		0.005	0.011
080	16241-14050	ASSY SHAFT R-ARM	1				0.235	0.517
090	03410-50606	SCREW SET	2				0.001	0.0022
100	16241-14350	BRACKET ROCKER ARM	4				0.04	0.088
110	16241-14410	STUD	4				0.022	0.0484
120	15261-92010	NUT	4				0.005	0.011
130	15261-94010	WASHER PLAIN	4				0.002	0.0044
140	15261-14420	SCREW SET.ROCKER ARM	1				0.002	0.0044
150	16241-14430	WASHER R-ARM.SHAFT	2				0.002	0.0044
160	16241-14440	WASHER R-ARM.SHAFT	2				0.002	0.0044
170	16241-14310	SPRING ROCKER ARM	3				0.004	0.0088
180	04612-00120	CIR CLIP EXTERNAL	2				0.001	0.0022
190	16241-14030	ASSY ROCKER ARM	8				0.06	0.132
200	16241-14230	SCREW ADJUSTING	8				0.008	0.0176
210	16241-14240	NUT	8				0.004	0.0088

CYLINDER HEAD COVER



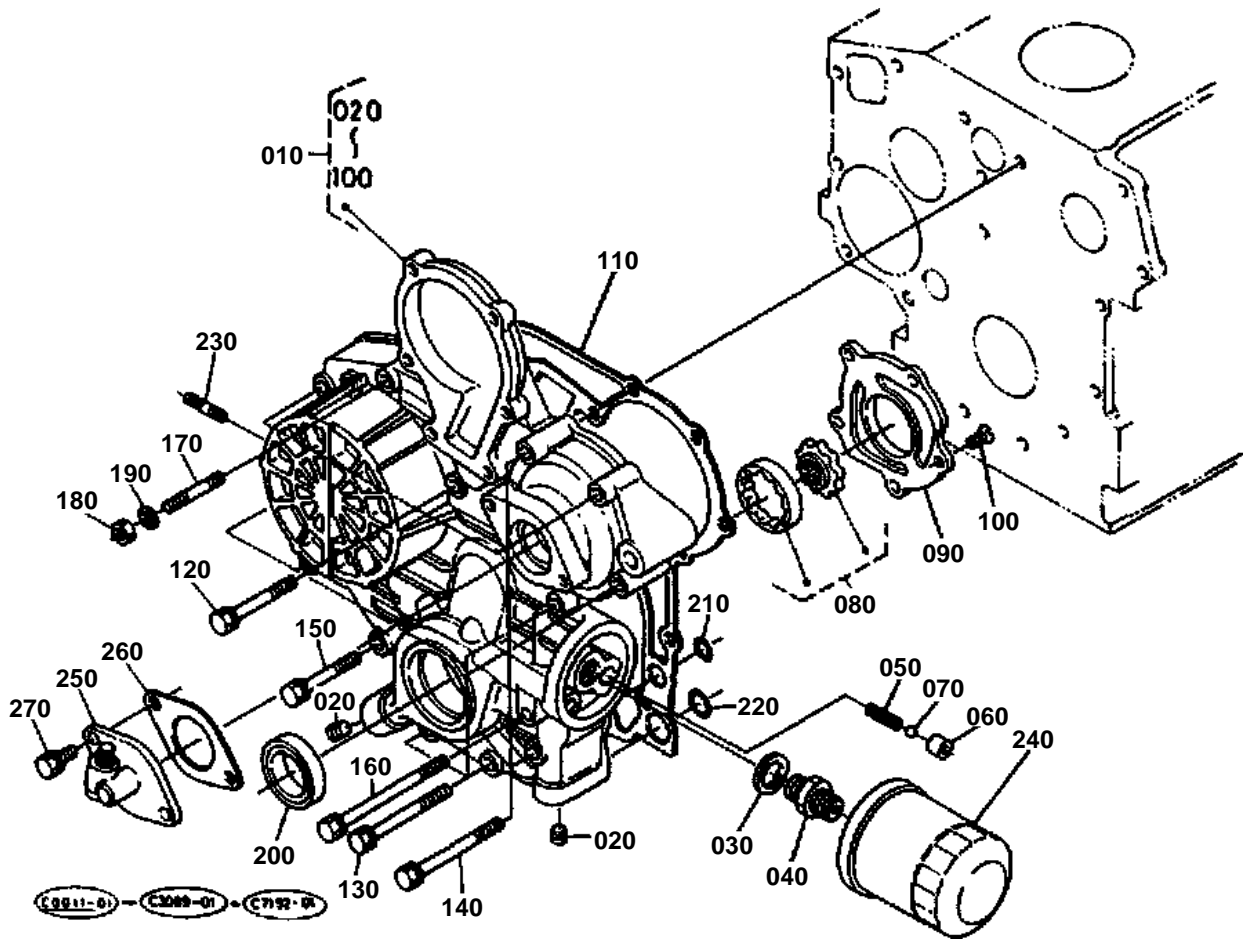


CYLINDER HEAD COVER

↔ Interchangeable; ≠ not interchangeable; ← new for old; → old for new

REF.No	Part No.	Description	Q'ty	S.No.	I/C	REMARKS	Weight (kgf)	Weight (lb)
010	16241-14510	COVER CYL.HEAD	1	≤520275			0	0
010	16241-14500	ASSY COVER CYL.HEAD	1	≥520276	←		1.02	2.244
020	16241-14520	GASKET HEAD COVER	1				0.012	0.0264
030	16241-05550	JOINT BREATHER PIPE	1				0.02	0.044
040	16241-05140	PLATE B/THER ELEMENT	1				0.005	0.011
050	16241-05150	PLATE B/THER ELEMENT	1				0.01	0.022
060	16241-05670	ELEMENT BREATHER	1				0.01	0.022
070	16241-05370	OIL SHIELD BREATHER	1				0.01	0.022
080	03024-50510	SCREW WITH WASHER	2				0.002	0.0044
090	15952-92330	NUT CAP	4				0.01	0.022
100	15951-96660	GASKET	4				0.001	0.0022
110	15221-33140	PLUG OIL FILLER	1	≤325640			0.038	0.0836
110	15852-33140	PLUG OIL FILLER	1	≥325641	↔		0.038	0.0836
120	04814-50300	O RING	1				0.001	0.0022
130	16241-05510	PIPE BREATHER	1				0.06	0.132

GEAR CASE



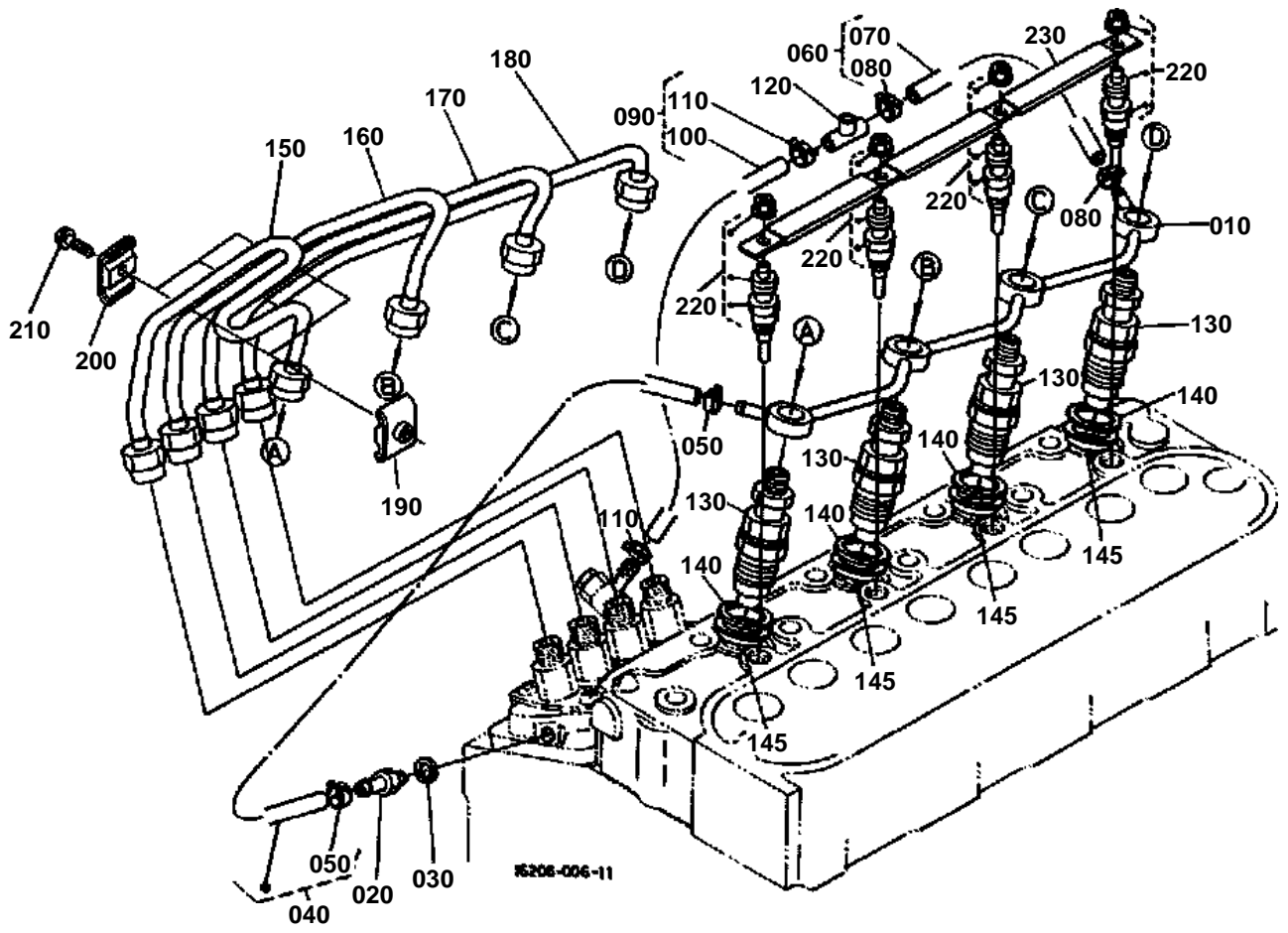


GEAR CASE

↔ Interchangeable; ≠ not interchangeable; ← new for old; → old for new

REF.No	Part No.	Description	Q'ty	S.No.	I/C	REMARKS	Weight (kgf)	Weight (lb)
010	16271-04020	COMP.CASE GEAR	1				2.5	5.5
020	17331-96040	PLUG	2	≤338135			0.005	0.011
020	16241-96020	PLUG	2	≥338136	↔		0.015	0.033
030	04011-50180	WASHER PLAIN	1				0.012	0.0264
040	15241-32290	JOINT PIPE	1				0.053	0.1166
050	16241-36950	SPRING	1				0.015	0.033
060	16241-36930	SEAT VALVE	1				0.012	0.0264
070	07715-00201	BALL	1				0.008	0.0176
080	16241-35070	ASSY ROTOR OIL PUMP	1				0.27	0.594
090	16241-35130	COVER OIL PUMP	1				0.066	0.1452
100	16241-93120	SCREW CSK-HD	5				0.005	0.011
110	16241-04130	GASKET GEAR CASE	1	≤534271			0	0
110	16264-04130	GASKET GEAR CASE NA	1	≥534272	←		0.01	0.022
120	01023-50645	BOLT	3				0.01	0.022
130	01023-50650	BOLT	6				0	0
140	01023-50655	BOLT	2				0.012	0.0264
150	15841-91040	BOLT	1				0.01	0.022
160	16241-91040	BOLT	2				0.015	0.033
170	01513-50645	STUD	1				0.011	0.0242
180	02056-50060	NUT	1				0.002	0.0044
190	04512-50060	WASHER SPRING	1				0	0
200	16259-04210	SEAL OIL	1				0.015	0.033
210	04814-06100	O RING	2				0.003	0.0066
220	04814-00150	O RING	2				0.001	0.0022
230	01513-50616	STUD	2				0.004	0.0088
240	16271-32090	ASSY CARTRIDGE OIL	1	≤445506			0	0
240	16271-32092	ASSY CARTRIDGE OIL	1	≥445507	←		0.4	0.88
250	58417-25950	ASSY GEAR CASE H/M	1				0.29	0.638
260	16241-88130	GASKET H/M.GEAR CASE	1	≤534271			0	0
260	16264-88130	GASKET H/M.GEAR CASE	1	≥534272	←		0.002	0.0044
270	01023-50618	BOLT	2				0.006	0.0132

NOZZLE HOLDER GLOW PLUG



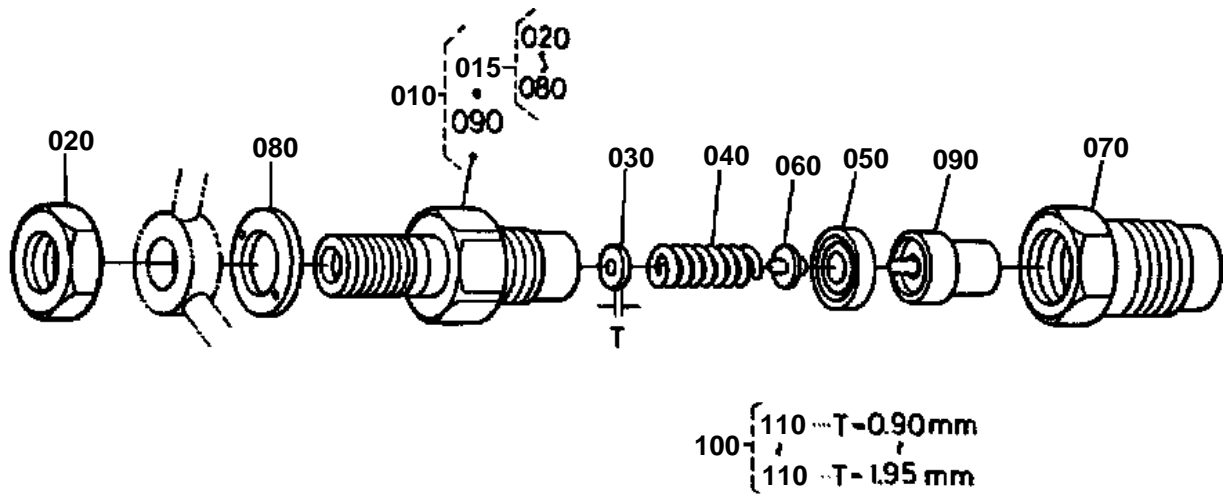


NOZZLE HOLDER GLOW PLUG

↔ Interchangeable; ≠ not interchangeable; ← new for old; → old for new

REF.No	Part No.	Description	Q'ty	S.No.	I/C	REMARKS	Weight (kgf)	Weight (lb)
010	16271-42500	ASSY PIPE OVER FLOW	1	≤497380			0	0
010	16271-42502	ASSY PIPE OVER FLOW	1	≥497381	←		0.06	0.132
020	15841-51360	SCREW AIR BREEDER	1				0.008	0.0176
030	15601-96650	GASKET	1				0.001	0.0022
040	16271-42020	ASSY PIPE OVER FLOW	1	≤370693			0	0
040	15841-42500	ASSY PIPE OVER FLOW	1	≥370694	↔		0.015	0.033
050	16241-42320	BAND PIPE	2	≤370693			0.005	0.011
050	14971-42750	CLIP PIPE	2	≥370694	↔		0.001	0.0022
060	16282-42020	ASSY PIPE OVER FLOW	1				0.01	0.022
070	09661-40040	TUBE FUEL	1				0.005	0.011
080	16241-42320	BAND PIPE	2				0.005	0.011
090	16282-42040	ASSY PIPE OVER FLOW	1				0.02	0.044
100	09661-40280	TUBE FUEL	1				0.02	0.044
110	16241-42320	BAND PIPE	2				0.005	0.011
120	15101-42570	JOINT PIPE	1				0.006	0.0132
130	16261-53000	ASSY HOLDER NOZZLE	4	≤489915			0.14	0.308
130	16032-53000	ASSY HOLDER NOZZLE	4	≥489916	←		0.14	0.308
140	15841-53620	GASKET	4				0	0
145	19077-53650	SEAL HEAT	4	≥489916			0.005	0.011
150	16282-53710	PIPE INJECTION	1	≤489915			0	0
150	16282-53712	PIPE INJECTION	1	≥489916	←		0.117	0.2574
160	16271-53720	PIPE INJECTION	1	≤489915			0	0
160	16271-53722	PIPE INJECTION	1	≥489916	←		0.12	0.264
170	16271-53730	PIPE INJECTION	1	≤489915			0	0
170	16271-53732	PIPE INJECTION	1	≥489916	←		0.118	0.2596
180	16271-53740	PIPE INJECTION	1	≤489915			0	0
180	16271-53742	PIPE INJECTION	1	≥489916	←		0.12	0.264
190	15841-53850	CLAMP PIPE	3				0.01	0.022
200	15841-53860	CLAMP PIPE	3				0.009	0.0198
210	03024-50520	SCREW WITH WASHER	3				0.004	0.0088
220	16241-65510	PLUG GLOW	4	≤489915			0.026	0.0572
220	16851-65510	PLUG GLOW	4	≥489916	≠		0.02	0.044
230	16271-65560	CORD GLOW PLUG	1				0.1	0.22

NOZZLE HOLDER (COMPONENT PARTS)



06601-02

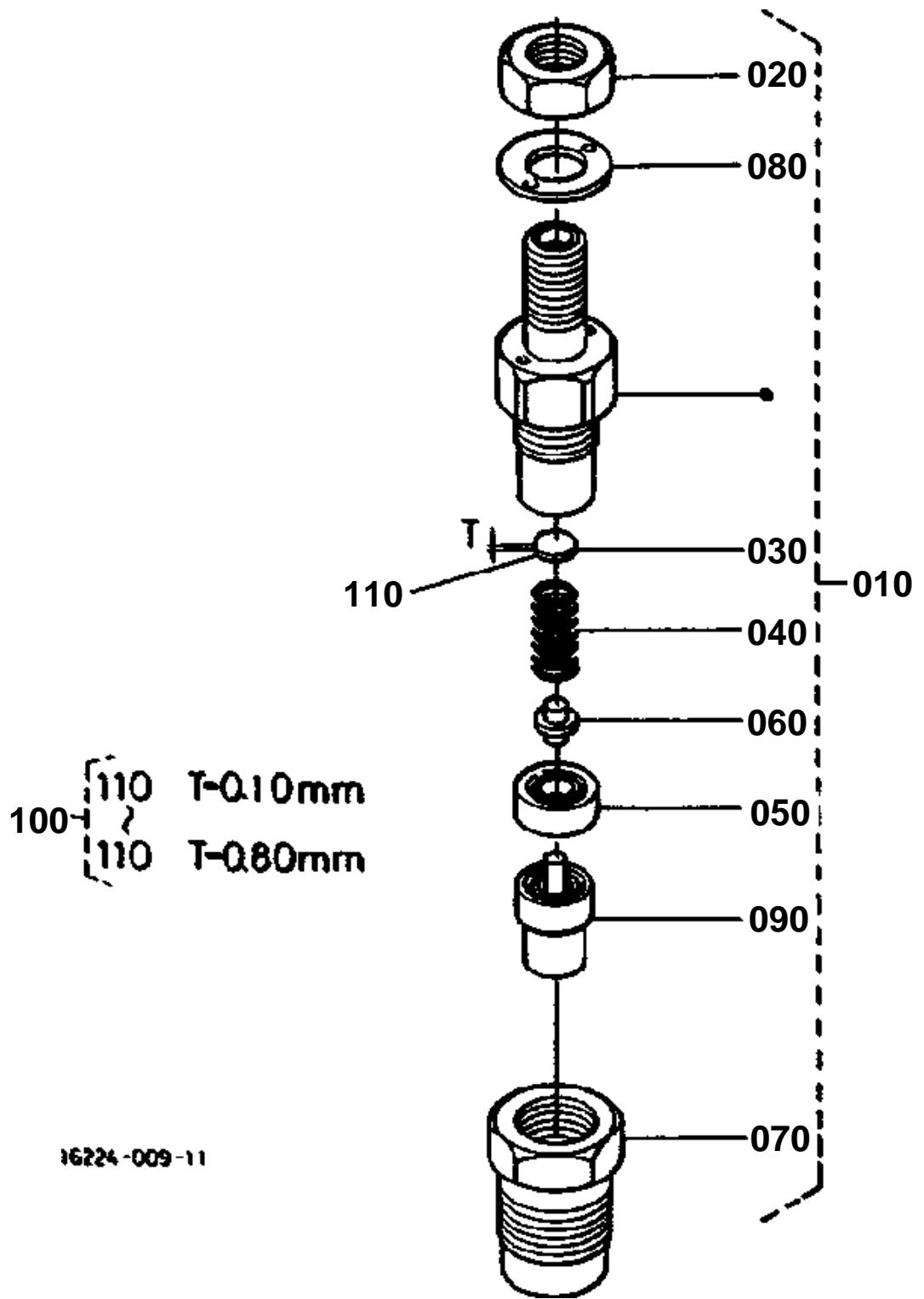
**NOZZLE HOLDER (COMPONENT PARTS)**

S.No.;<=489915

↔ Interchangeable; ≠ not interchangeable; ← new for old; → old for new

REF.No	Part No.	Description	Q'ty	S.No.	I/C	REMARKS	Weight (kgf)	Weight (lb)
010	16261-53000	ASSY HOLDER NOZZLE	4				0.14	0.308
015	16271-53010	S-ASSY HOLDER NOZZLE	4				0.13	0.286
020	15841-92030	NUT	4				0.005	0.011
030	15841-53230	WASHER ADJUSTING	4				0.001	0.0022
040	15841-53170	SPRING NOZZLE	4				0.004	0.0088
050	15841-53350	PIECE DISTANCE	4				0.004	0.0088
060	15841-53160	PUSH ROD	4				0.001	0.0022
070	15841-53280	NUT NOZZLE	4				0	0
080	15841-94040	WASHER	4				0.001	0.0022
090	16261-53610	PIECE NOZZLE	4				0.03	0.066
100	15841-98100	ASSY WASHER ADJUST	4			OPTION	0.043	0.0946
110	15841-53230	WASHER ADJUSTING	4			0.900MM	0.001	0.0022
110	15841-98510	WASHER ADJUSTING	4			0.925MM	0.001	0.0022
110	15841-98520	WASHER ADJUSTING	4			0.950MM	0.001	0.0022
110	15841-98530	WASHER ADJUSTING	4			0.975MM	0.001	0.0022
110	15841-98540	WASHER ADJUSTING	4			1.000MM	0.001	0.0022
110	15841-98550	WASHER ADJUSTING	4			1.025MM	0.001	0.0022
110	15841-98560	WASHER ADJUSTING	4			1.050MM	0.001	0.0022
110	15841-98570	WASHER ADJUSTING	4			1.075MM	0.001	0.0022
110	15841-98580	WASHER ADJUSTING	4			1.100MM	0.001	0.0022
110	15841-98590	WASHER ADJUSTING	4			1.125MM	0.001	0.0022
110	15841-98600	WASHER ADJUSTING	4			1.150MM	0.001	0.0022
110	15841-98610	WASHER ADJUSTING	4			1.175MM	0.001	0.0022
110	15841-98620	WASHER ADJUSTING	4			1.200MM	0.001	0.0022
110	15841-98630	WASHER ADJUSTING	4			1.225MM	0.001	0.0022
110	15841-98640	WASHER ADJUSTING	4			1.250MM	0.001	0.0022
110	15841-98650	WASHER ADJUSTING	4			1.275MM	0.001	0.0022
110	15841-98660	WASHER ADJUSTING	4			1.300MM	0.001	0.0022
110	15841-98670	WASHER ADJUSTING	4			1.325MM	0.001	0.0022
110	15841-98680	WASHER ADJUSTING	4			1.350MM	0.001	0.0022
110	15841-98690	WASHER ADJUSTING	4			1.375MM	0.001	0.0022
110	15841-98700	WASHER ADJUSTING	4			1.400MM	0.001	0.0022
110	15841-98710	WASHER ADJUSTING	4			1.425MM	0.001	0.0022
110	15841-98720	WASHER ADJUSTING	4			1.450MM	0.001	0.0022
110	15841-98730	WASHER ADJUSTING	4			1.475MM	0.001	0.0022
110	15841-98740	WASHER ADJUSTING	4			1.500MM	0.001	0.0022
110	15841-98750	WASHER ADJUSTING	4			1.525MM	0.001	0.0022
110	15841-98760	WASHER ADJUSTING	4			1.550MM	0.001	0.0022
110	15841-98770	WASHER ADJUSTING	4			1.575MM	0.001	0.0022
110	15841-98780	WASHER ADJUSTING	4			1.600MM	0.002	0.0044
110	15841-98790	WASHER ADJUSTING	4			1.625MM	0.001	0.0022
110	15841-98800	WASHER ADJUSTING	4			1.650MM	0.001	0.0022
110	15841-98810	WASHER ADJUSTING	4			1.675MM	0.004	0.0088
110	15841-98820	WASHER ADJUSTING	4			1.700MM	0.001	0.0022
110	15841-98830	WASHER ADJUSTING	4			1.725MM	0.001	0.0022
110	15841-98840	WASHER ADJUSTING	4			1.750MM	0.001	0.0022
110	15841-98850	WASHER ADJUSTING	4			1.775MM	0.001	0.0022
110	15841-98860	WASHER ADJUSTING	4			1.800MM	0.001	0.0022
110	15841-98870	WASHER ADJUSTING	4			1.825MM	0.001	0.0022
110	15841-98880	WASHER ADJUSTING	4			1.850MM	0.001	0.0022
110	15841-98890	WASHER ADJUSTING	4			1.875MM	0.001	0.0022
110	15841-98900	WASHER ADJUSTING	4			1.900MM	0.001	0.0022
110	15841-98910	WASHER ADJUSTING	4			1.925MM	0.001	0.0022
110	15841-98920	WASHER ADJUSTING	4			1.950MM	0.001	0.0022

NOZZLE HOLDER (COMPONENT PARTS)



16224-009-11

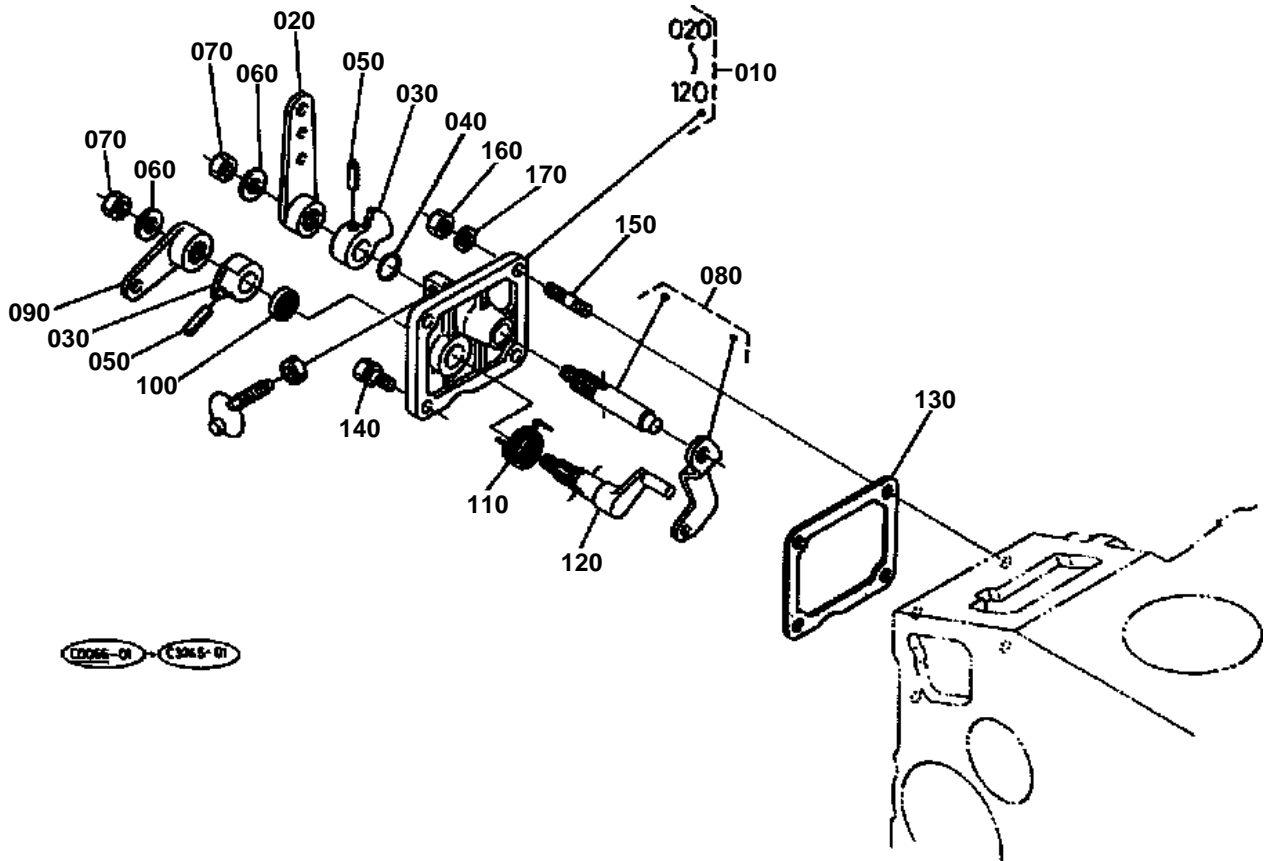
**NOZZLE HOLDER (COMPONENT PARTS)**

S.No.;>=489916

↔ Interchangeable; ≠ not interchangeable; ← new for old; → old for new

REF.No	Part No.	Description	Q'ty	S.No.	I/C	REMARKS	Weight (kgf)	Weight (lb)
010	16032-53000	ASSY HOLDER NOZZLE	4				0.14	0.308
020	16032-92030	NUT	4				0.007	0.0154
030	16032-53230	WASHER ADJUSTING	4				0.001	0.0022
040	16032-53170	SPRING NOZZLE	4				0.007	0.0154
050	16032-53350	SPACER DISTANCE	4				0.02	0.044
060	16032-53160	PUSH ROD	4				0.001	0.0022
070	16032-53280	NUT NOZZLE	4				0.037	0.0814
080	16032-94040	WASHER	4				0.002	0.0044
090	16032-53610	PIECE NOZZLE	4				0.021	0.0462
100	16032-98100	ASSY WASHER ADJUST	4			OPTION	0.016	0.0352
110	16032-98500	WASHER ADJUSTING	4			0.10MM	0.001	0.0022
110	16032-98510	WASHER ADJUSTING	4			0.20MM	0.001	0.0022
110	16032-98520	WASHER ADJUSTING	4			0.30MM	0.001	0.0022
110	16032-98530	WASHER ADJUSTING	4			0.40MM	0.001	0.0022
110	16032-98540	WASHER ADJUSTING	4			0.50MM	0.001	0.0022
110	16032-98550	WASHER ADJUSTING	4			0.52MM	0.001	0.0022
110	16032-98560	WASHER ADJUSTING	4			0.54MM	0.001	0.0022
110	16032-98570	WASHER ADJUSTING	4			0.56MM	0.001	0.0022
110	16032-98580	WASHER ADJUSTING	4			0.58MM	0.001	0.0022
110	16032-98590	WASHER ADJUSTING	4			0.80MM	0.001	0.0022

SPEED CONTROL PLATE



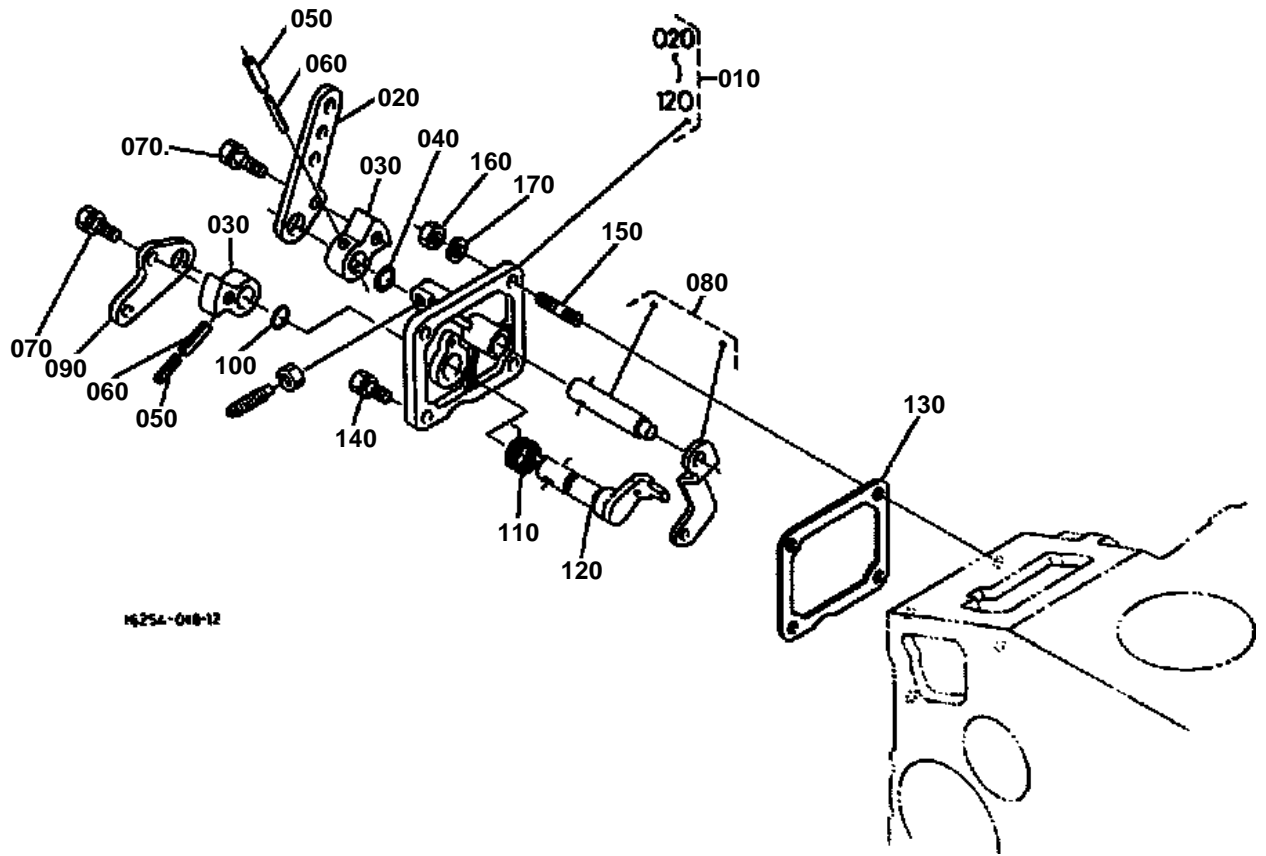


SPEED CONTROL PLATE
S.No.;<=468068

↔ Interchangeable; ≠ not interchangeable; ← new for old; → old for new

REF.No	Part No.	Description	Q'ty	S.No.	I/C	REMARKS	Weight (kgf)	Weight (lb)
010	16299-57013	ASSY PLATE CONTROL	1	<=431830			0	0
010	16299-57015	ASSY PLATE CONTROL	1	>=431831	←		0.32	0.704
020	16271-57150	LEVER SPEED CONTROL	1				0.05	0.11
030	16241-57160	LEVER SPEED CONTROL	2				0.02	0.044
040	04814-00100	O RING	1				0.001	0.0022
050	05411-00420	PIN SPRING	2				0.001	0.0022
060	16241-94020	WASHER PLAIN	2				0.002	0.0044
070	16241-92020	NUT	2				0.002	0.0044
080	16271-56023	COMP.LEVER GOVERNOR	1				0.05	0.11
090	16271-57720	LEVER ENGINE STOP	1				0.03	0.066
100	15471-57980	SEAL OIL	1				0.001	0.0022
110	16222-57510	SPRING RETURN	1				0.01	0.022
120	16271-57740	SHAFT STOP LEVER	1				0.039	0.0858
130	16241-57210	GASKET	1				0	0
140	01023-50616	BOLT	2				0.005	0.011
150	01513-50616	STUD	2				0.004	0.0088
160	02056-50060	NUT	2				0.002	0.0044
170	04512-50060	WASHER SPRING	2				0	0

SPEED CONTROL PLATE



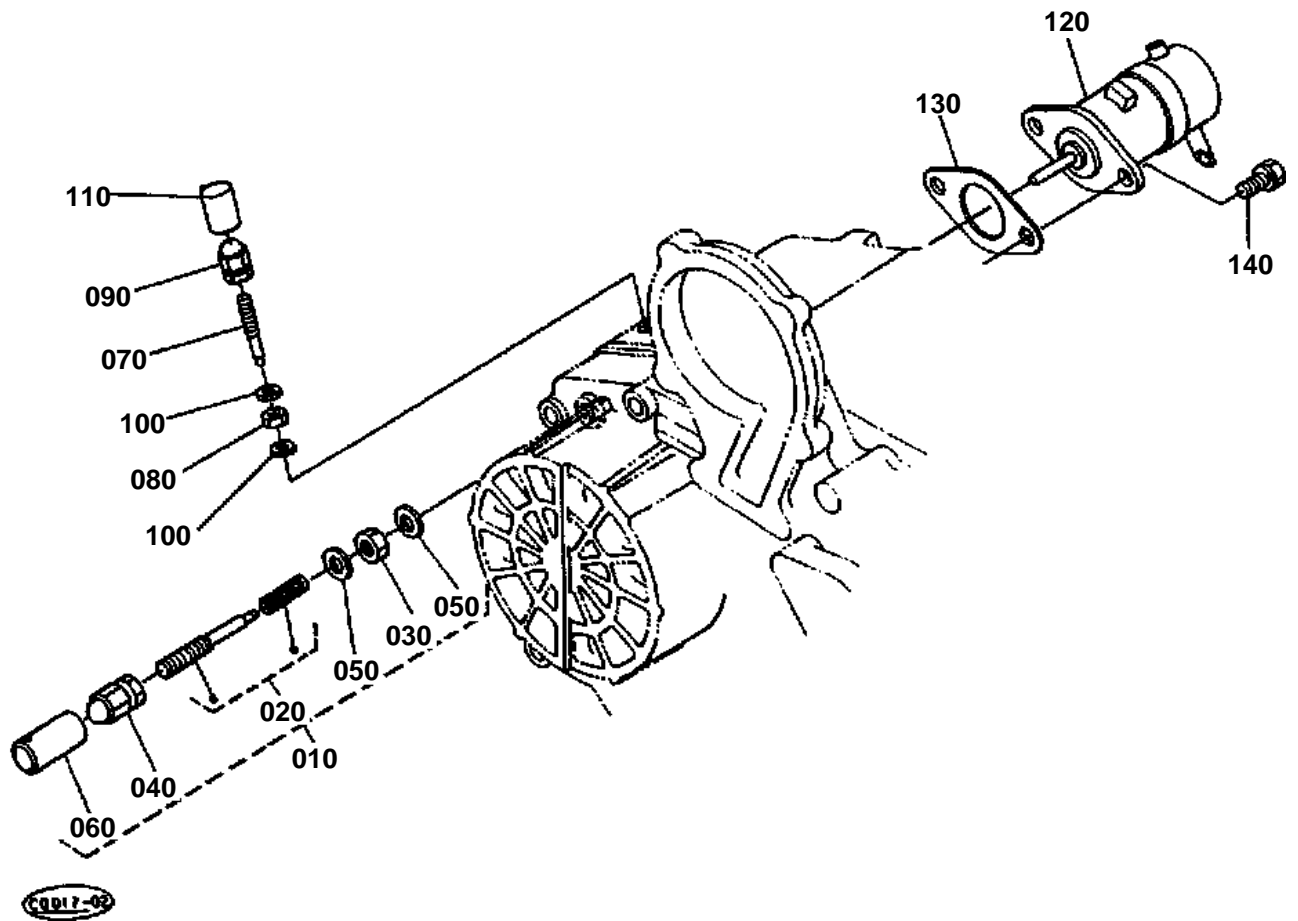
**SPEED CONTROL PLATE**

S.No.;>=468069

↔ Interchangeable; ≠ not interchangeable; ← new for old; → old for new

REF.No	Part No.	Description	Q'ty	S.No.	I/C	REMARKS	Weight (kgf)	Weight (lb)
010	16205-57010	ASSY PLATE CONTROL	1				0.34	0.748
020	16205-57150	LEVER SPEED CONTROL	1				0.033	0.0726
030	16205-57160	LEVER SPEED CONTROL	2				0.03	0.066
040	04814-00100	O RING	1				0.001	0.0022
050	05411-00420	PIN SPRING	2				0.001	0.0022
060	05411-02520	PIN SPRING	2				0.001	0.0022
070	01023-50612	BOLT	2				0.005	0.011
080	16205-56020	COMP.LEVER GOVERNOR	1				0.02	0.044
090	16205-57720	LEVER ENGINE STOP	1				0.02	0.044
100	19202-96750	O RING	1				0.001	0.0022
110	16205-57510	SPRING RETURN	1				0.002	0.0044
120	16205-57740	COMP.STOP LEVER	1				0.046	0.1012
130	16299-57210	GASKET NA	1	<=534271			0	0
130	16264-57210	GASKET NA	1	>=534272	←		0.002	0.0044
140	01023-50616	BOLT	2				0.005	0.011
150	01513-50616	STUD	2				0.004	0.0088
160	02056-50060	NUT	2				0.002	0.0044
170	04512-50060	WASHER SPRING	2				0	0

STOP SOLENOID



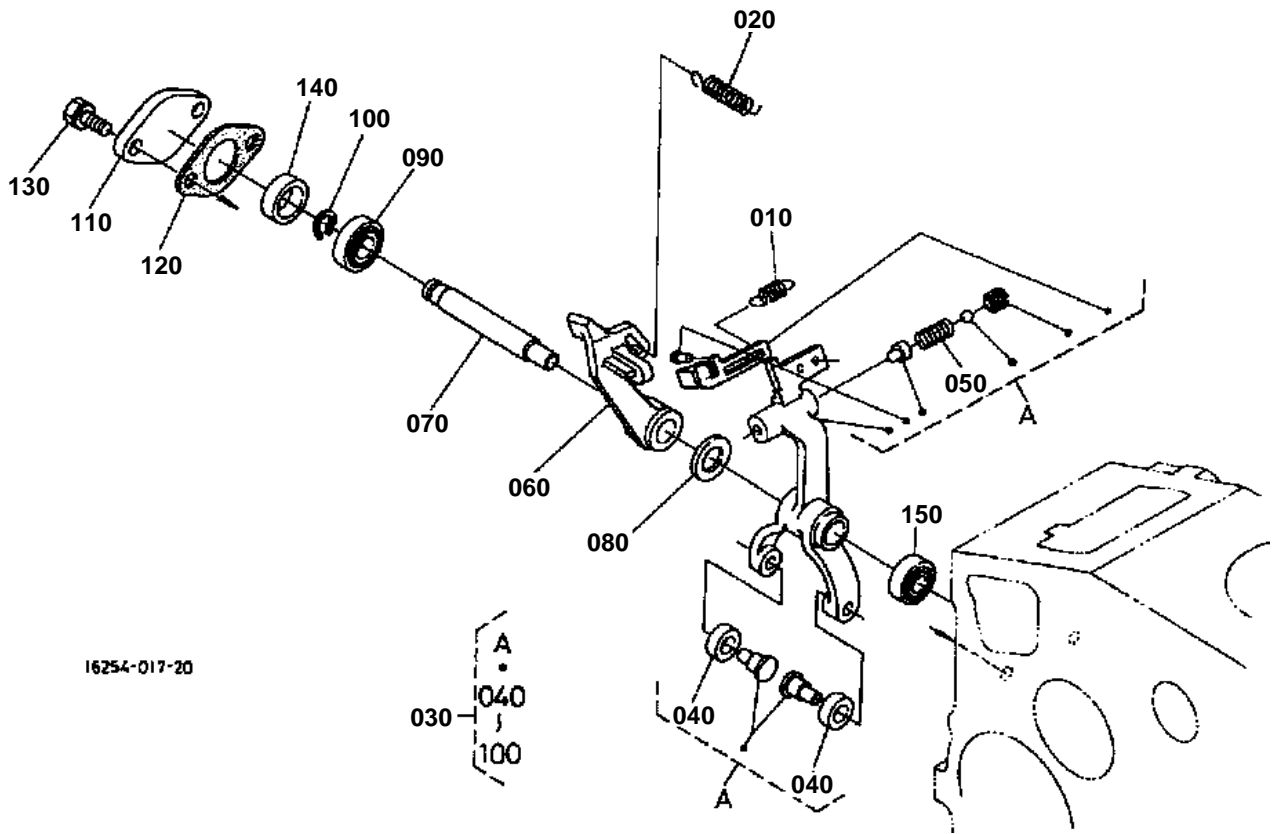


STOP SOLENOID

↔ Interchangeable; ≠ not interchangeable; ← new for old; → old for new

REF.No	Part No.	Description	Q'ty	S.No.	I/C	REMARKS	Weight (kgf)	Weight (lb)
010	16282-54090	ASSY APPARATUS IDLE	1				0.025	0.055
020	16282-54100	ASSY BOLT ADJUSTING	1				0.01	0.022
030	15841-92020	NUT	1				0.004	0.0088
040	15841-92330	NUT CAP	1				0.006	0.0132
050	15601-96650	GASKET	2				0.001	0.0022
060	16241-54420	CAP	1	≤645957			0.004	0.0088
060	16221-54420	CAP	1	≥645958	↔		0.001	0.0022
070	16241-54120	BOLT ADJUSTING	1				0.005	0.011
080	15841-92020	NUT	1				0.004	0.0088
090	15841-92330	NUT CAP	1				0.006	0.0132
100	15601-96650	GASKET	2				0.001	0.0022
110	16241-54420	CAP	1	≤645957			0.004	0.0088
110	16221-54420	CAP	1	≥645958	↔		0.001	0.0022
120	16271-60010	ASSY SOLENOID	1	≤308554			0	0
120	16271-60012	ASSY SOLENOID	1	≥308555	←		0.35	0.77
130	16271-60150	GASKET SOLENOID COV.	1	≤534271			0	0
130	16299-60150	GASKET SOLENOID COV.	1	≥534272	←		0.003	0.0066
140	01202-50612	BOLT	2				0.005	0.011

GOVERNOR



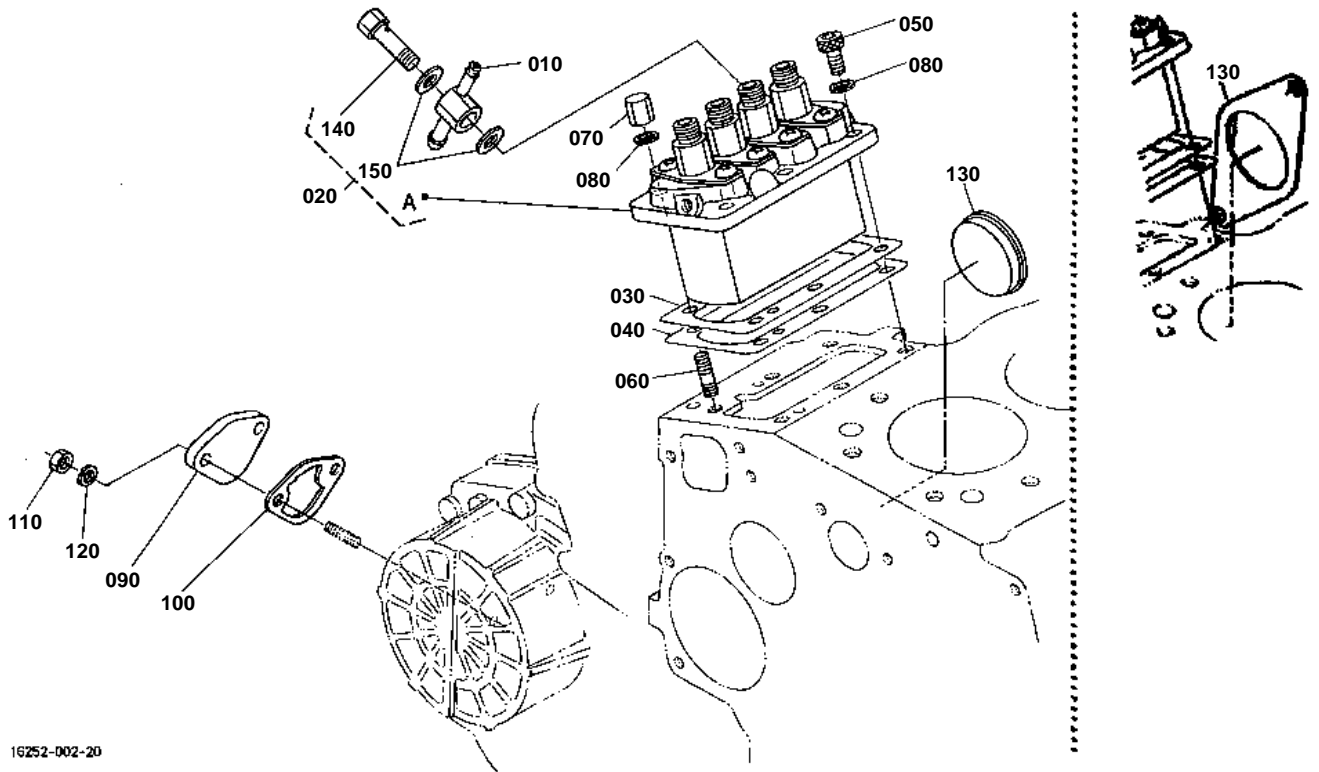


GOVERNOR

↔ Interchangeable; ≠ not interchangeable; ← new for old; → old for new

REF.No	Part No.	Description	Q'ty	S.No.	I/C	REMARKS	Weight (kgf)	Weight (lb)
010	16271-56480	SPRING START	1				0.001	0.0022
020	16271-56410	SPRING GOVERNOR	1	≤351089			0.015	0.033
020	16271-56412	SPRING GOVERNOR	1	≥351090	←		0	0
030	16261-56053	ASSY LEVER FORK	1	≤489915			0	0
030	16032-56050	ASSY LEVER FORK	1	≥489916	↔		0	0
040	19484-55440	ROLLER	2				0.005	0.011
050	16032-54230	SPRING	1				0.001	0.0022
060	16271-56132	LEVER FORK	1				0	0
070	16241-56153	SHAFT FORK LEVER	1				0.04	0.088
080	16241-94010	WASHER PLAIN	1				0.002	0.0044
090	16241-56330	BEARING MINIATURIZE	1				0.007	0.0154
100	04612-00090	CIR CLIP EXTERNAL	1				0.001	0.0022
110	16241-56250	COVER FORK LEV.SHAFT	1				0.013	0.0286
120	16241-56260	GASKET	1	≤534271			0	0
120	16299-56260	GASKET NA	1	≥534272	←		0.002	0.0044
130	01023-50614	BOLT	2				0.005	0.011
140	16241-56210	COLLAR	1				0.008	0.0176
150	16241-56340	BEARING MINIATURIZE	1				0.007	0.0154

INJECTION PUMP CAMSHAFT (1)



16252-002-20

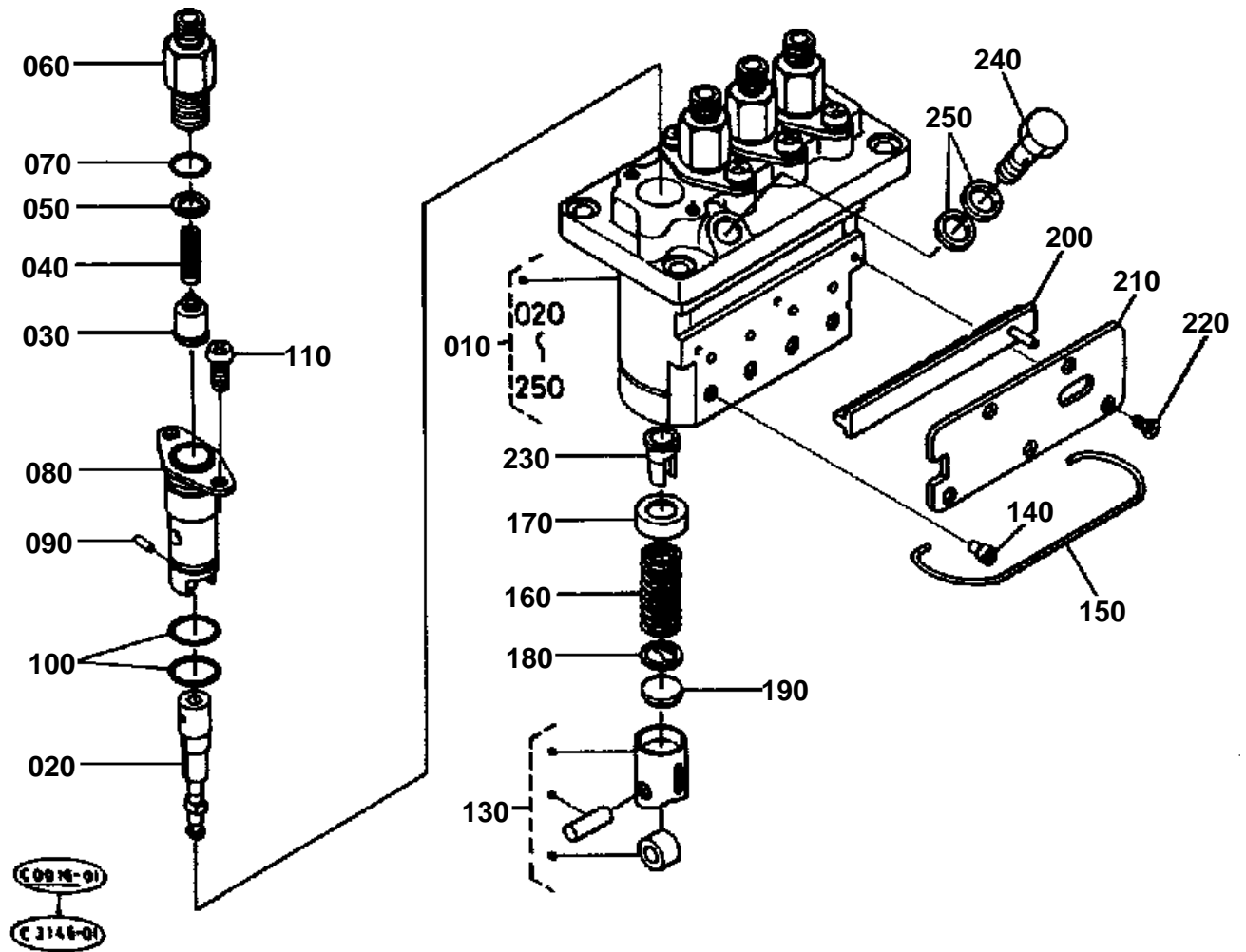


INJECTION PUMP CAMSHAFT (1)

↔ Interchangeable; ≠ not interchangeable; ← new for old; → old for new

REF.No	Part No.	Description	Q'ty	S.No.	I/C	REMARKS	Weight (kgf)	Weight (lb)
010	16271-95690	JOINT EYE	1				0.046	0.1012
020	16282-51010	ASSY PUMP INJECTION	1	<=489915			1.31	2.882
020	16062-51010	ASSY PUMP INJECTION	1	>=489916	≠		1.38	3.036
030	15881-52110	SHIM INJECTION PUMP	2	<=489915			0	0
030	16040-52092	SHIM INJECTION PUMP	2	>=489916	←	0.20MM	0.004	0.0088
040	16241-52110	SHIM INJECTION PUMP	2	<=489915			0	0
040	16040-52112	SHIM INJECTION PUMP	1	>=489916	←	0.25MM	0.005	0.011
040	16040-52122	SHIM INJECTION PUMP	1	>=489916		0.30MM	0.006	0.0132
050	01311-10620	BOLT HEX-SOC-HD	3				0.012	0.0264
060	15841-91500	STUD	3				0.02	0.044
070	15841-92320	NUT CAP	3				0.01	0.022
080	04512-50060	WASHER SPRING	6				0	0
090	15852-52850	COVER	1				0.058	0.1276
100	15841-52140	GASKET FUEL PUMP	1	<=534271			0	0
100	16264-52140	GASKET FUEL PUMP NA	1	>=534272	←		0.001	0.0022
110	02056-50060	NUT	2				0.002	0.0044
120	04512-50060	WASHER SPRING	2				0	0
130	16282-83110	PACKING	1	<=475253		FOR MECHANICAL CONTROL	0	0
130	16264-83150	COVER PUMP	1	>=475254	←	FOR MECHANICAL CONTROL	0	0
130	16264-83152	COVER PUMP	1	>=15686	←	FOR MECHANICAL CONTROL	0.028	0.0616
140	16271-51320	SCREW FOLLOW	1				0.031	0.0682
150	15841-96650	GASKET	2				0.001	0.0022

INJECTION PUMP (COMPONENT PARTS)



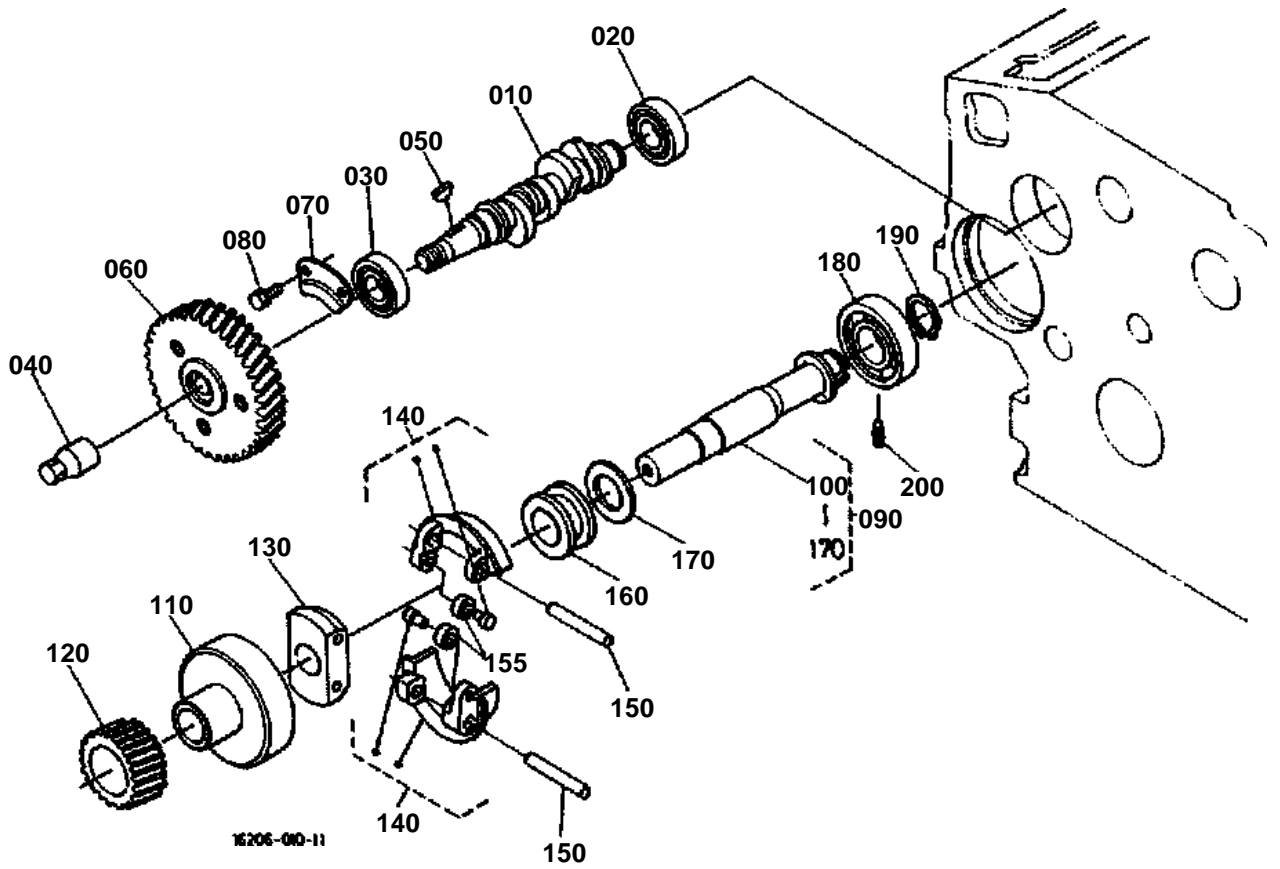
**INJECTION PUMP (COMPONENT PARTS)**

S.No.;<=489915

↔ Interchangeable; ≠ not interchangeable; ← new for old; → old for new

REF.No	Part No.	Description	Q'ty	S.No.	I/C	REMARKS	Weight (kgf)	Weight (lb)
010	16282-51010	ASSY PUMP INJECTION	1				1.31	2.882
020	16282-51050	PLUNGER PUMP	4				0.03	0.066
030	15841-51030	VALVE DELIVERY	4				0.015	0.033
040	15841-51230	SPRING DELIV.VALVE	4				0.004	0.0088
050	15841-51240	GASKET DELIV.VALVE	4				0.001	0.0022
060	16271-51220	HOLDER DELIV.VALVE	4				0.045	0.099
070	15841-96760	O RING	4				0.001	0.0022
080	15841-51560	FLANGE SLEEVE	4				0.06	0.132
090	15841-94570	PIN JOINT	4				0.001	0.0022
100	15841-51200	O RING	8				0.001	0.0022
110	15862-91430	SCREW	8				0.01	0.022
120	99999-99999	BLANK	0				0	0
130	15841-51070	ASSY TAPPET	4				0.03	0.066
140	15841-51250	PIN TAPPET GUIDE	4				0.001	0.0022
150	16271-51430	PIN CLAMP	1				0.005	0.011
160	15841-51280	SPRING PLUNGER	4				0.015	0.033
170	15841-51270	SEAT SPRING UPPER	4				0.005	0.011
180	15841-51290	SEAT SPRING LOWER	4				0.005	0.011
190	15841-51490	SHIM	4				0.005	0.011
200	16271-51060	RACK CONTROL	1				0.03	0.066
210	16271-51540	PLATE	1				0.033	0.0726
220	15841-93110	SCREW CSK-HD	5				0.001	0.0022
230	15841-51380	SLEEVE CONTROL	4				0.006	0.0132
240	16271-51320	SCREW FOLLOW	1				0.031	0.0682
250	15841-96650	GASKET	2				0.001	0.0022

INJECTION PUMP CAMSHAFT (2)



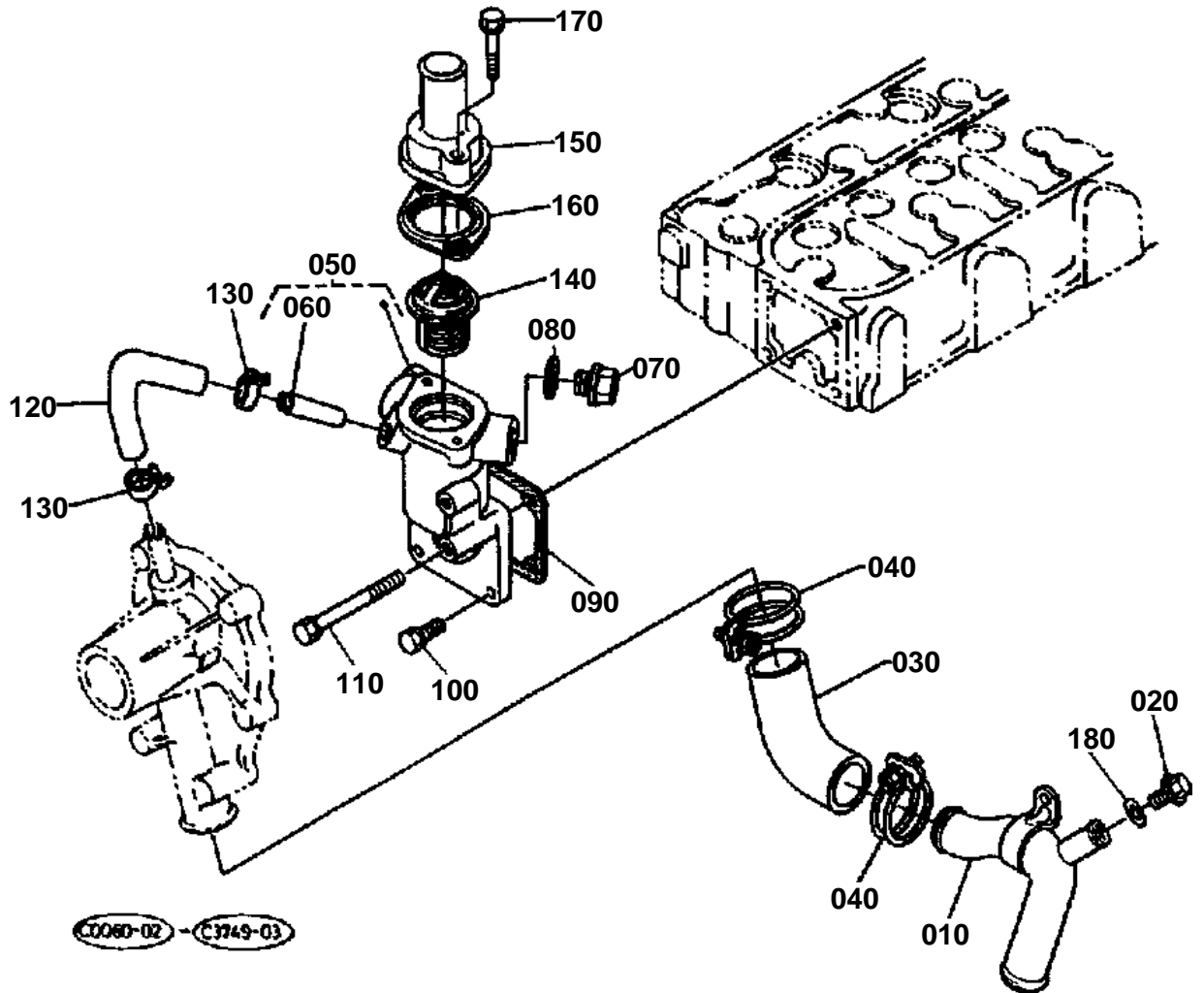


INJECTION PUMP CAMSHAFT (2)

↔ Interchangeable; ≠ not interchangeable; ← new for old; → old for new

REF.No	Part No.	Description	Q'ty	S.No.	I/C	REMARKS	Weight (kgf)	Weight (lb)
010	16241-16170	CAMSHAFT FUEL	1	≤489915			0.38	0.836
010	16040-16170	CAMSHAFT FUEL	1	≥489916	≠		0.32	0.704
020	08103-06202	BEARING BALL	1				0.05	0.11
030	08103-06204	BEARING BALL	1				0.105	0.231
040	16241-92330	NUT CAP	1				0.035	0.077
050	16241-95230	KEY WOODRUFF	1				0.001	0.0022
060	16272-51150	GEAR INJECTION PUMP	1				0.49	1.078
070	16241-16320	STOPPER FUEL.C/SHAFT	1				0.04	0.088
080	01023-50612	BOLT	2				0.005	0.011
090	16282-55013	ASSY SHAFT GOVERNOR	1				1.26	2.772
100	16271-55313	SHAFT GOVERNOR	1				0.343	0.7546
110	16241-55390	HOLDER GOVERNOR GEAR	1	≤550292			0.365	0.803
110	16241-55392	HOLDER GOVERNOR GEAR	1	≥550293	←		0.34	0.748
120	16282-55320	GEAR GOVERNOR	1				0.24	0.528
130	16241-55270	HOLDER GOV.WEIGHT	1				0.085	0.187
140	16241-55060	COMP.WEIGHT GOVERNOR	2	≤482630			0	0
140	16241-55062	COMP.WEIGHT GOVERNOR	2	≥482631	←		0.085	0.187
150	16241-55260	SHAFT GOV. WEIGHT	2				0.013	0.0286
155	19484-55440	ROLLER	2				0.005	0.011
160	16241-55450	SLEEVE GOVERNOR	1				0.04	0.088
170	16241-55462	WASHER THRUST	1	≤550292			0.01	0.022
170	16241-55463	WASHER THRUST	1	≥550293	←		0.005	0.011
180	08101-06304	BEARING BALL	1				0.146	0.3212
190	16271-55410	CIR CLIP GOV.SHAFT	1				0.005	0.011
200	16241-55554	SCREW SET	1				0.007	0.0154

WATER FLANGE



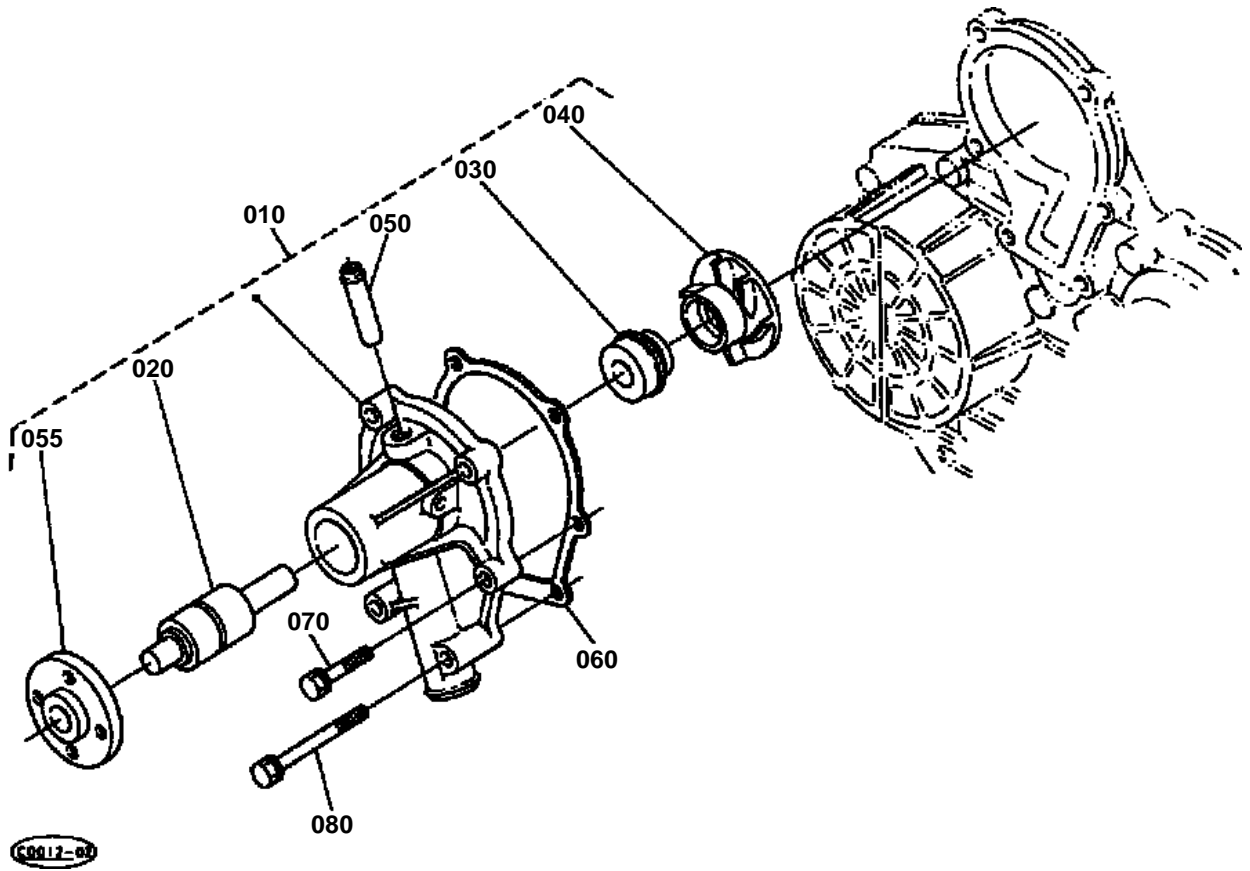


WATER FLANGE

↔ Interchangeable; ≠ not interchangeable; ← new for old; → old for new

REF.No	Part No.	Description	Q'ty	S.No.	I/C	REMARKS	Weight (kgf)	Weight (lb)
010	16282-72860	PIPE WATER	1	≤=351089			0	0
010	16282-72862	PIPE WATER	1	≥=351090	←		0	0
010	16282-72863	PIPE WATER	1	≥=681219	←		0.24	0.528
020	15841-96020	PLUG	1	≤=351089			0.028	0.0616
020	06311-55010	PLUG	1	≥=351090	←		0.015	0.033
030	16241-72870	PIPE WATER	1				0.06	0.132
040	36200-82720	CLAMP	2				0.025	0.055
050	16261-72700	COMP.FLANGE WATER	1	≤=302306			0.25	0.55
050	16261-72703	COMP.FLANGE WATER	1	≥=302307	≠		0	0
050	16261-72704	COMP.FLANGE WATER	1	≥=363590	≠		0	0
050	16261-72705	COMP.FLANGE WATER	1	≥=377434	←		0.26	0.572
060	16241-73340	PIPE WATER RETURN	1	≤=302306			0.006	0.0132
060	16241-73370	PIPE WATER RETURN	1	≥=302307	≠		0.007	0.0154
070	16261-96030	PLUG	1	≤=410914			0.2	0.44
070	06311-55030	PLUG	1	≥=410915	↔		0.05	0.11
080	16261-96710	GASKET	1				0.002	0.0044
090	16241-72920	GASKET WATER FLANGE	1	≤=534271			0	0
090	16264-72920	GASKET WATER FLANGE	1	≥=534272	←		0.001	0.0022
100	01023-50616	BOLT	3				0.005	0.011
110	01023-50655	BOLT	1				0.012	0.0264
120	16241-73350	PIPE WATER RETURN	1				0.015	0.033
130	16241-73360	BAND PIPE	2				0.003	0.0066
140	15531-73010	ASSY THERMOSTAT	1				0.063	0.1386
150	16271-73260	COVER THERMOSTAT	1				0.06	0.132
160	15531-73270	GASKET	1	≤=308554			0	0
160	16851-73270	GASKET THERMOSTAT	1	≥=308555	↔		0.003	0.0066
160	16264-73270	GASKET THERMOSTAT NA	1	≤=534272	←		0.001	0.0022
170	01023-50630	BOLT	2	≤=377433			0.008	0.0176
170	01023-50632	BOLT	2	≥=377434	≠		0.01	0.022
180	04724-00100	GASKET	1	≥=351090			0.001	0.0022

WATER PUMP



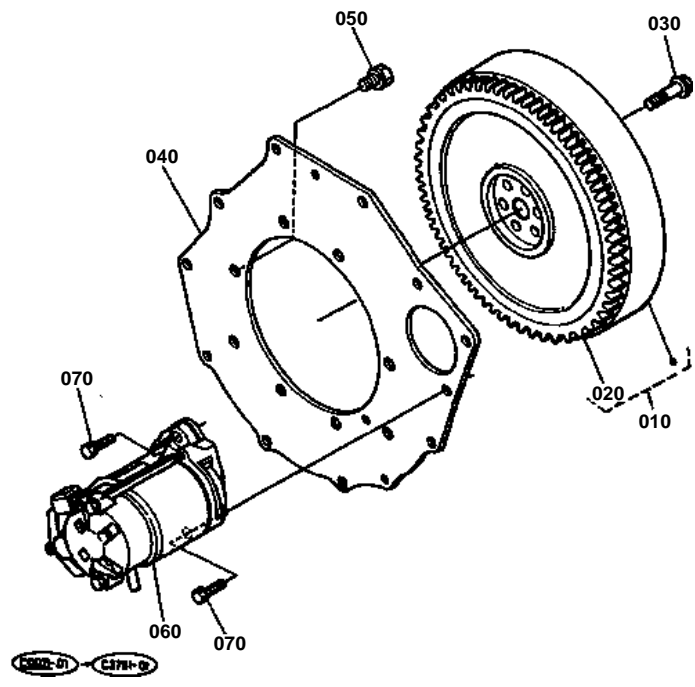


WATER PUMP

↔ Interchangeable; ≠ not interchangeable; ← new for old; → old for new

REF.No	Part No.	Description	Q'ty	S.No.	I/C	REMARKS	Weight (kgf)	Weight (lb)
010	16241-73030	ASSY PUMP WATER	1	<=586327			0	0
010	16241-73032	ASSY PUMP WATER	1	>=586328	←		0	0
020	16241-73550	BEARING	1				0.202	0.4444
030	16241-73050	ASSY SEAL MECHANICAL	1	<=586327			0	0
030	16241-73052	ASSY SEAL MECHANICAL	1	>=586328	←		0.016	0.0352
040	16241-73510	IMPELLER WATER PUMP	1				0.097	0.2134
050	16241-73340	PIPE WATER RETURN	1				0.006	0.0132
055	16241-73520	FLANGE WATER PUMP	1				0.135	0.297
060	16241-73430	GASKET WATER PUMP	1				0	0
070	01023-50630	BOLT	4				0.008	0.0176
080	01023-50680	BOLT	2				0.017	0.0374

FLYWHEEL STARTER



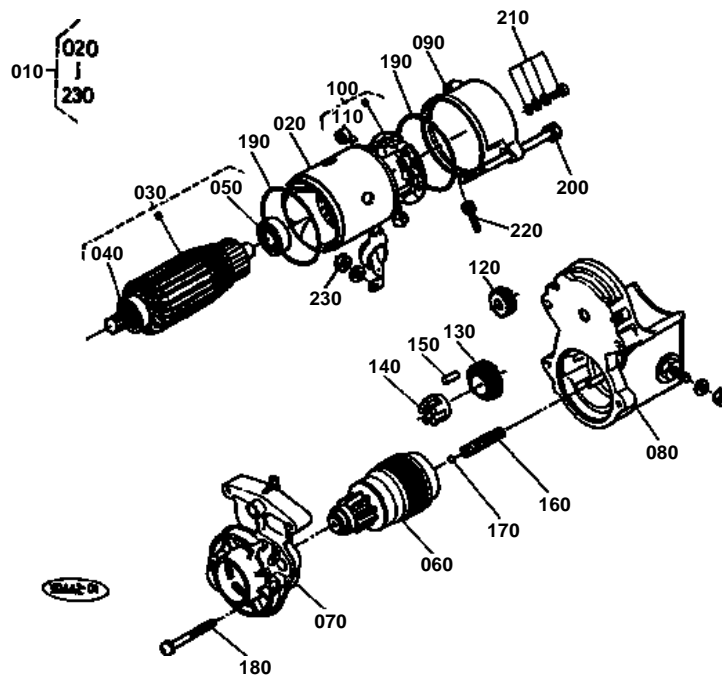


FLYWHEEL STARTER

↔ Interchangeable; ≠ not interchangeable; ← new for old; → old for new

REF.No	Part No.	Description	Q'ty	S.No.	I/C	REMARKS	Weight (kgf)	Weight (lb)
010	16283-25010	COMP.FLYWHEEL	1	<=482630			23.9	52.58
010	16283-25014	COMP.FLYWHEEL	1	>=482631	→		0	0
020	15231-63820	GEAR RING	1	<=363589			0	0
020	16261-63820	GEAR RING	1	>=363590	↔		0	0
030	16271-25160	BOLT FLYWHEEL	6				0.036	0.0792
040	16283-04620	PLATE REAR END	1				2.07	4.554
050	16271-91190	BOLT	8				0.02	0.044
060	19269-63010	ASSY STARTER	1	<=363589			4	8.8
060	16269-63012	ASSY STARTER	1	>=363590	↔		0	0
070	01123-50830	BOLT	2				0.015	0.033

STARTER (COMPONENT PARTS)



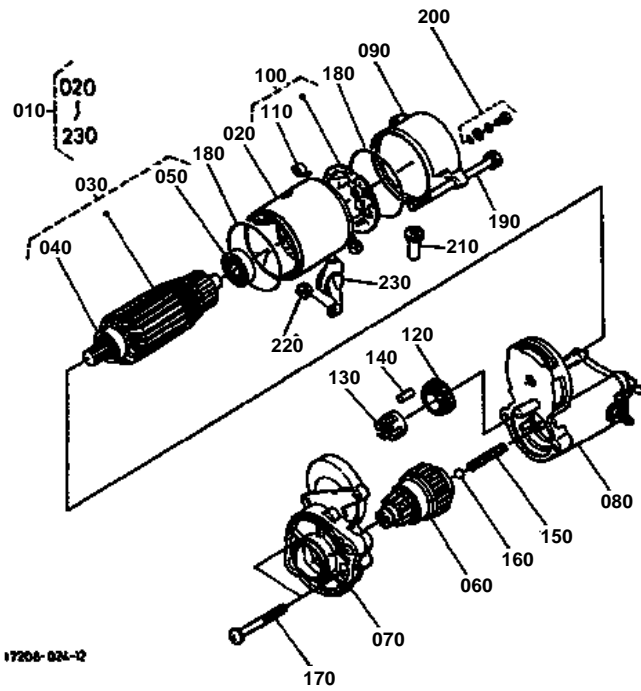
**STARTER (COMPONENT PARTS)**

S.No.;<=363589

↔ Interchangeable; ≠ not interchangeable; ← new for old; → old for new

REF.No	Part No.	Description	Q'ty	S.No.	I/C	REMARKS	Weight (kgf)	Weight (lb)
010	19269-63010	ASSY STARTER	1				4	8.8
020	19215-63080	ASSY YOKE	1				1.09	2.398
030	15511-63070	ASSY ARMATURE	1				1.05	2.31
040	15511-63500	BEARING BALL	1				0.04	0.088
050	15511-63530	BEARING BALL	1				0.025	0.055
060	19212-63040	CLUTCH	1				0.68	1.496
070	19269-63030	FRAME DRIVE END	1				0.15	0.33
080	19269-63020	ASSY SWITCH MAGNETIC	1				1.2	2.64
090	19269-63200	FRAME END	1				0.12	0.264
100	15511-63380	ASSY HOLDER BRUSH	1				0.09	0.198
110	15401-63390	SPRING BRUSH	4				0.003	0.0066
120	15511-63260	GEAR	1				0.02	0.044
130	15401-63270	GEAR	1				0.043	0.0946
140	19212-63110	RETAINER	1				0.002	0.0044
150	19212-63100	ROLLER	5				0.002	0.0044
160	19212-63120	SPRING	1				0.004	0.0088
170	19212-97130	BALL	1				0.003	0.0066
180	15501-93310	SCREW CR-REC-PAN-HD	2				0.01	0.022
190	15511-96660	O RING	2				0.005	0.011
200	19215-63320	BOLT THROUGH	2				0.03	0.066
210	15511-63760	ASSY BOLT	2				0.005	0.011
220	19215-63290	COVER	1				0	0
230	13963-92010	NUT HEXAGON	1				0.005	0.011

STARTER (COMPONENT PARTS)



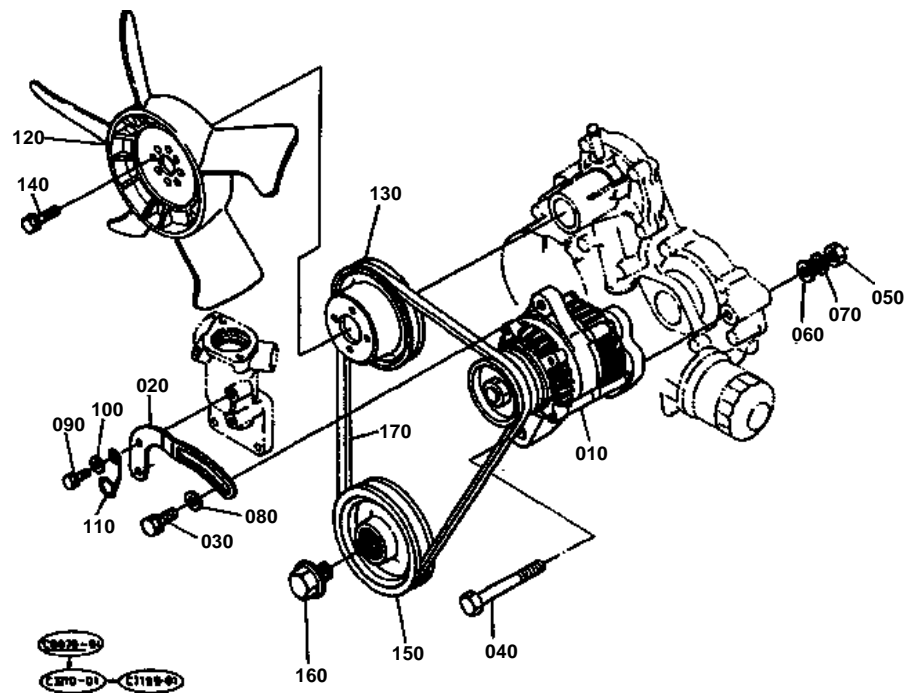
**STARTER (COMPONENT PARTS)**

S.No.;>=363590

↔ Interchangeable; ≠ not interchangeable; ← new for old; → old for new

REF.No	Part No.	Description	Q'ty	S.No.	I/C	REMARKS	Weight (kgf)	Weight (lb)
010	19269-63012	ASSY STARTER	1				0	0
020	11197-63080	ASSY YOKE	1				0.92	2.024
030	11197-63070	ASSY ARMATURE	1				0.8	1.76
040	11460-63500	BEARING BALL	1				0.03	0.066
050	11460-63530	BEARING BALL	1				0.02	0.044
060	16611-63040	CLUTCH	1				0.08	0.176
070	16611-63030	FRAME DRIVE END	1				0.1	0.22
080	16285-63020	ASSY SWITCH MAGNETIC	1				0.95	2.09
090	17341-63200	FRAME END	1				0.13	0.286
100	11197-63380	ASSY HOLDER BRUSH	1				0.05	0.11
110	15401-63390	SPRING BRUSH	4				0.003	0.0066
120	11460-63270	GEAR	1				0.04	0.088
130	11460-63110	RETAINER	1				0.01	0.022
140	19212-63100	ROLLER	5				0.002	0.0044
150	11460-63120	SPRING	1				0.01	0.022
160	19212-97130	BALL	1				0.003	0.0066
170	11460-93310	BOLT	2				0.01	0.022
180	15511-96660	O RING	2				0.005	0.011
190	11197-63320	BOLT	2				0.02	0.044
200	15511-63760	ASSY BOLT	2				0.005	0.011
210	16285-63570	PIPE DRAIN	1				0.005	0.011
220	13963-92010	NUT HEXAGON	1				0.005	0.011
230	11520-63130	COVER	1				0	0

DYNAMO

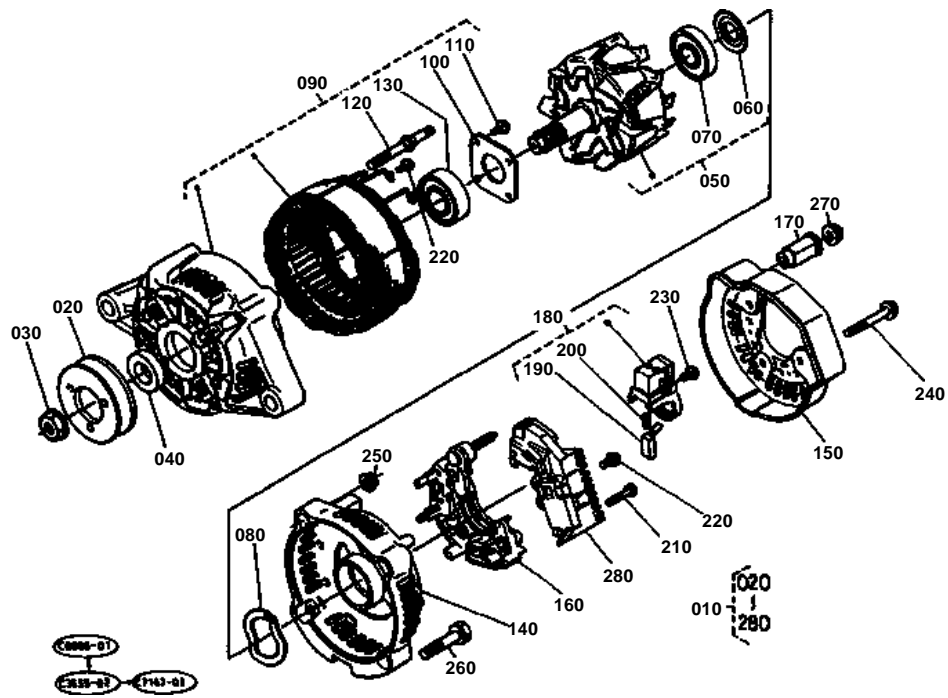


**DYNAMO**

↔ Interchangeable; ≠ not interchangeable; ← new for old; → old for new

REF.No	Part No.	Description	Q'ty	S.No.	I/C	REMARKS	Weight (kgf)	Weight (lb)
010	16241-64010	ASSY ALTERNATOR	1				0	0
020	16241-64420	STAY DYNAMO	1				0.095	0.209
030	01123-50825	BOLT	1				0.013	0.0286
040	01173-51085	BOLT	1				0.051	0.1122
050	02176-50100	NUT	1				0.005	0.011
060	04011-50100	WASHER PLAIN	1				0.002	0.0044
070	04512-50100	WASHER SPRING	1				0	0
080	04015-50080	WASHER PLAIN	1				0	0
090	01023-50618	BOLT	1				0.006	0.0132
100	04012-50060	WASHER PLAIN	1				0.001	0.0022
110	16271-83370	CLAMP CORD	1				0.005	0.011
120	16283-74110	FAN	1				0.45	0.99
130	16241-74250	PULLEY FAN	1				0.24	0.528
140	01754-50612	BOLT FLANGE	4				0.005	0.011
150	16271-74280	PULLEY FAN DRIVE	1				1	2.2
160	16241-91020	BOLT	1				0.1	0.22
170	16282-97010	V BELT	1				0.08	0.176

DYNAMO (COMPONENT PARTS)



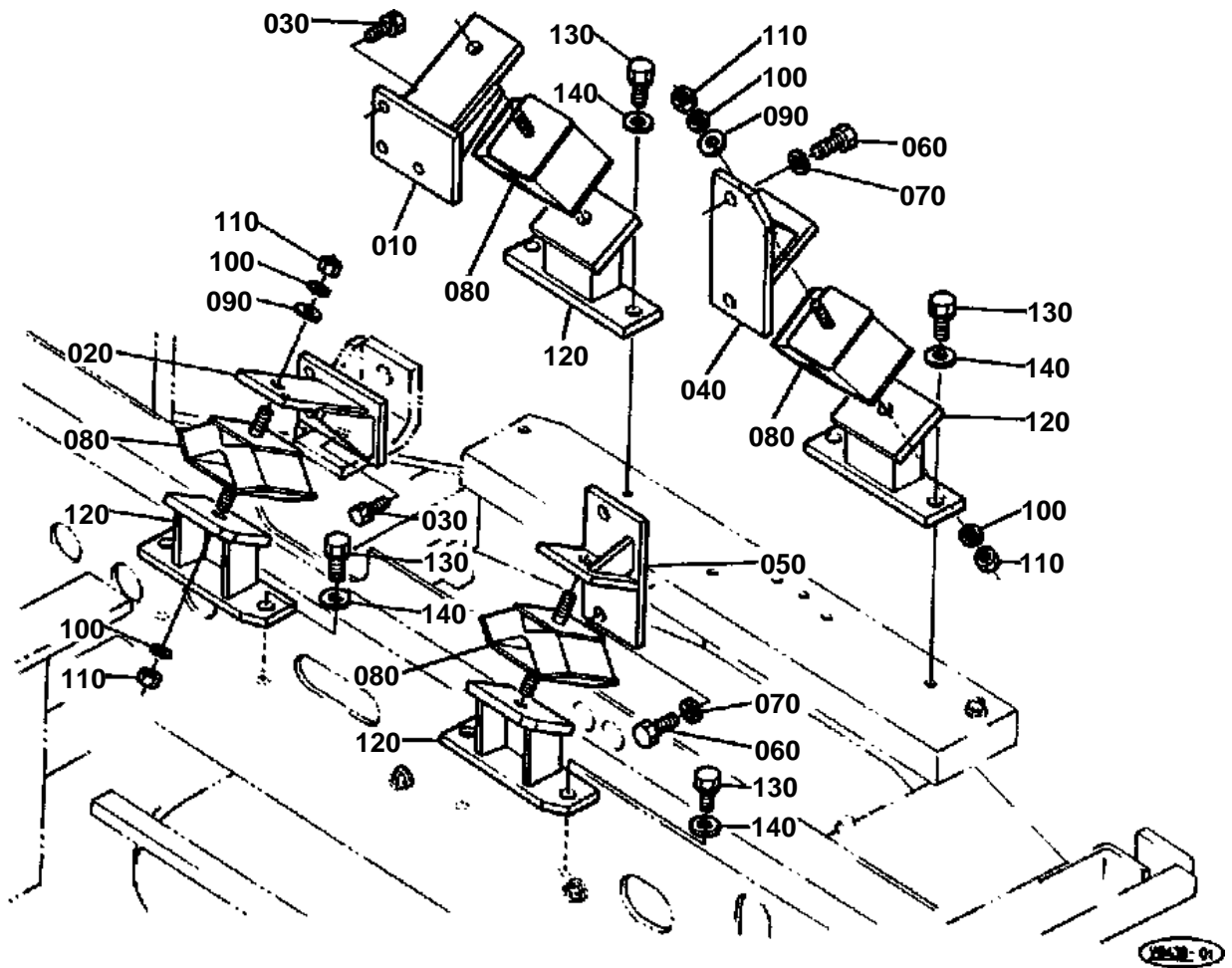


DYNAMO (COMPONENT PARTS)

↔ Interchangeable; ≠ not interchangeable; ← new for old; → old for new

REF.No	Part No.	Description	Q'ty	S.No.	I/C	REMARKS	Weight (kgf)	Weight (lb)
010	16241-64010	ASSY ALTERNATOR	1				0	0
020	15881-64110	PULLEY DYNAMO	1				0.16	0.352
030	15881-92010	NUT	1				0.02	0.044
040	15881-64150	COLLAR	1				0.004	0.0088
050	15881-64040	ROTOR	1				0	0
060	15881-64800	COVER BEARING	1				0.001	0.0022
070	15881-64770	BEARING BALL	1				0.04	0.088
080	15881-64810	WASHER THRUST	1				0.002	0.0044
090	15881-64020	FRAME DRIVE END	1				1.2	2.64
100	15881-64710	PLATE RETAINER	1				0.01	0.022
110	15881-93010	SCREW ROUND HEAD	4				0.003	0.0066
120	15881-64260	BOLT THROUGH	2				0.01	0.022
130	15881-64780	BEARING BALL	1				0.05	0.11
140	16241-64060	FRAME END	1				0.2	0.44
150	16241-64230	COVER END	1				0	0
160	16241-64850	ASSY RECTIFIER	1				0.16	0.352
170	16241-64900	BUSH INSULATION	1				0.007	0.0154
180	15881-64310	HOLDER BRUSH	1				0.025	0.055
190	15881-64090	BRUSH	2				0.002	0.0044
200	15881-64330	SPRING BRUSH	2				0.002	0.0044
210	15881-93020	SCREW ROUND HEAD	2				0.005	0.011
220	15881-93030	SCREW ROUND HEAD	6				0.003	0.0066
230	15881-93040	SCREW ROUND HEAD	1				0.003	0.0066
240	15881-91040	BOLT	3				0.005	0.011
250	15881-92020	NUT	2				0.02	0.044
260	15881-91050	BOLT	2				0.01	0.022
270	14182-92030	NUT	1				0.003	0.0066
280	15881-64600	ASSY REGULATOR	1				0.1	0.22

ENGINE BRACKET

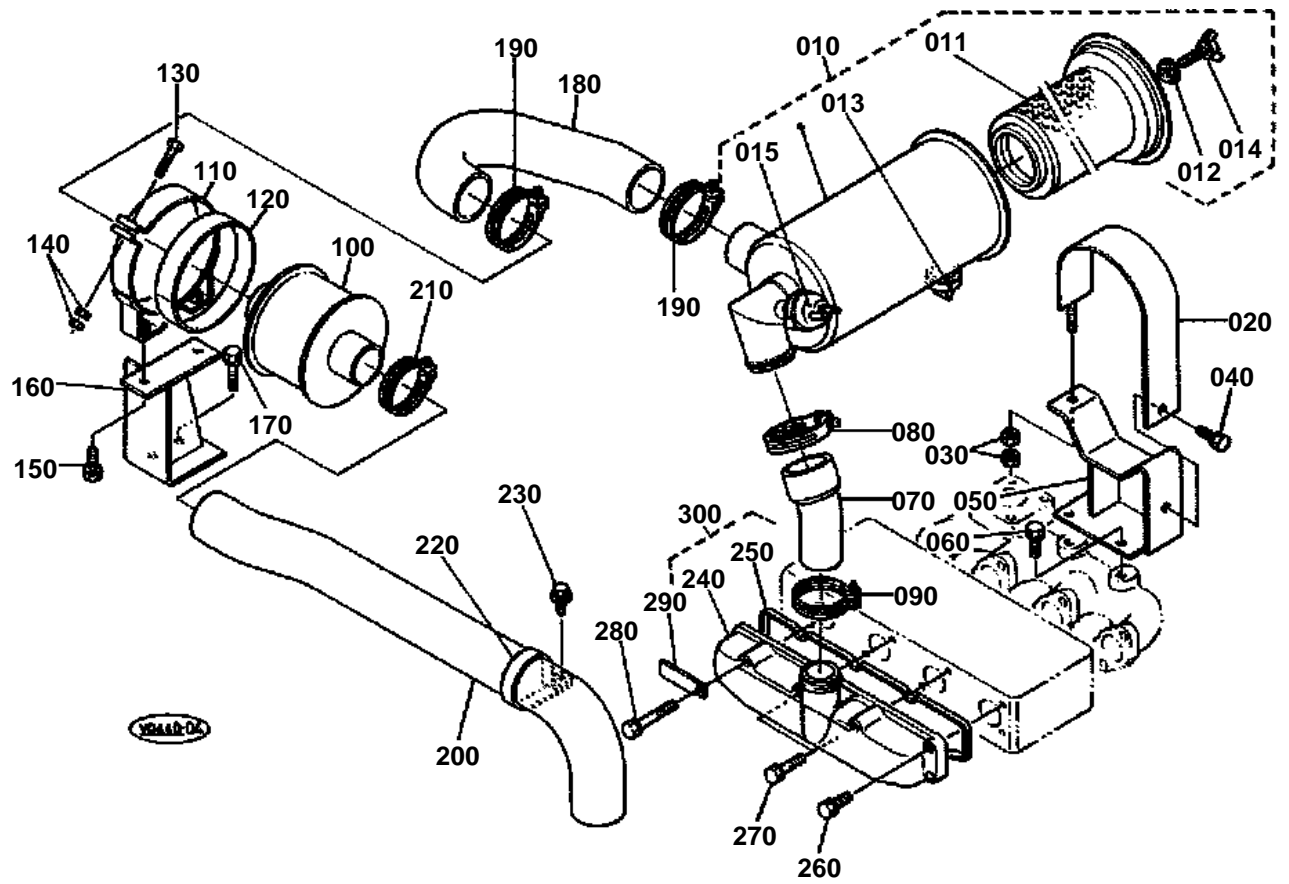


**ENGINE BRACKET**

↔ Interchangeable; ≠ not interchangeable; ← new for old; → old for new

REF.No	Part No.	Description	Q'ty	S.No.	I/C	REMARKS	Weight (kgf)	Weight (lb)
010	68391-42110	BRACKET ENGINE	1				1.28	2.816
020	68391-42120	BRACKET ENGINE	1				1.28	2.816
030	01133-61025	BOLT	6				0.02	0.044
040	68391-42130	BRACKET ENGINE	1				1.2	2.64
050	68391-42140	BRACKET ENGINE	1				1.23	2.706
060	01173-61430	BOLT	4				0.05	0.11
070	04512-60140	WASHER SPRING	4				0.008	0.0176
080	68541-42160	CUSHION	4				0.82	1.804
090	04013-60120	WASHER PLAIN	4				0.01	0.022
100	04512-60120	WASHER SPRING	8				0.005	0.011
110	02114-60120	NUT	8				0.011	0.0242
120	68391-42180	SUPPORT ENGINE	4				1.25	2.75
130	01135-61230	BOLT	8			KE KDG KUK M.E. KTA	0.05	0.11
130	01133-61230	BOLT	8			KTC KCL	0.04	0.088
140	04013-60120	WASHER PLAIN	8			KTC KCL	0.01	0.022

AIR CLEANER INLET MANIFOLD



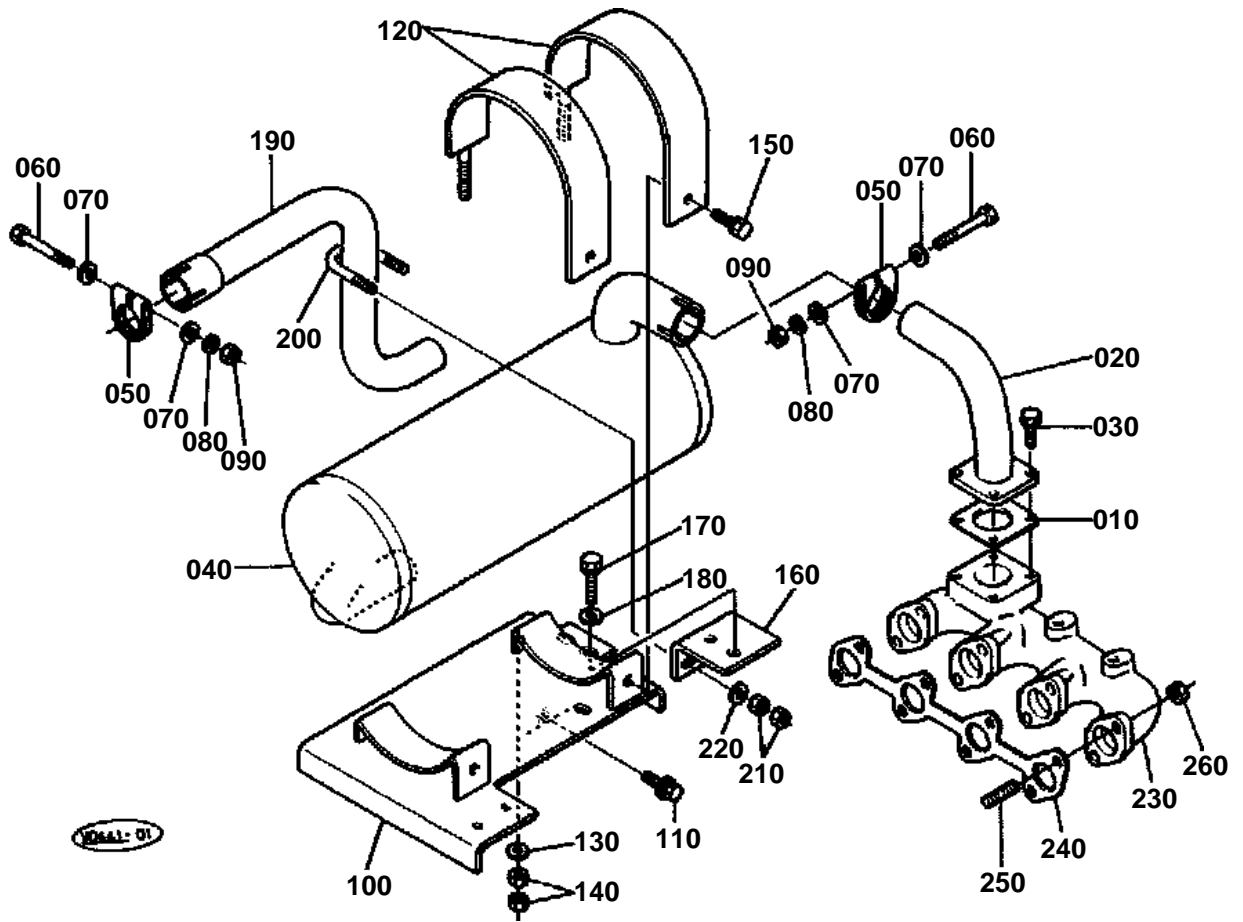


AIR CLEANER INLET MANIFOLD

↔ Interchangeable; ≠ not interchangeable; ← new for old; → old for new

REF.No	Part No.	Description	Q'ty	S.No.	I/C	REMARKS	Weight (kgf)	Weight (lb)
010	68391-42200	ASSY CLEANER AIR	1	<=11894			0	0
010	68391-42202	ASSY CLEANER AIR	1	>=11895	←		1.7	3.74
011	15741-11080	ASSY ELEMENT A/C	1				0	0
012	15741-94430	ASSY GASKET	1				0.01	0.022
013	15741-11470	VALVE	1				0.01	0.022
014	15741-92620	BOLT WING	1				0.02	0.044
015	15483-11090	ASSY INDICATOR	1				0.04	0.088
020	68391-42220	BAND AIR CLEANER	1				0.34	0.748
030	02118-60100	NUT	2				0.006	0.0132
040	01133-61020	BOLT	1				0.02	0.044
050	68391-42230	BRACKET AIR CLEANER	1				1.1	2.42
060	01123-60816	BOLT	2				0.01	0.022
070	68391-42250	HOSE INLET	1				0.13	0.286
080	15261-11720	BAND PIPE	1				0.03	0.066
090	15401-11720	BAND PIPE	1				0.03	0.066
100	68391-42210	SILENCER	1	<=11928			0	0
100	68391-42212	SILENCER	1	>=11929	←		1.1	2.42
110	68311-42560	BAND	1				0.24	0.528
120	68311-42570	CUSHION	1				0.03	0.066
130	01153-60830	BOLT	1				0.01	0.022
140	02114-60080	NUT	2				0.002	0.0044
150	01123-60816	BOLT	2				0.01	0.022
160	68391-42240	BRACKET	1	<=11448			0	0
160	68391-42242	BRACKET	1	>=11449	←		1.2	2.64
170	01133-61025	BOLT	2				0.02	0.044
180	68391-42260	HOSE INLET	1				0.43	0.946
190	15401-11720	BAND PIPE	2				0.03	0.066
200	68391-42270	HOSE INLET	1				0.83	1.826
210	15401-11720	BAND PIPE	1				0.03	0.066
220	68741-42270	BAND PIPE	1				0.05	0.11
230	01135-61020	BOLT	1				0.015	0.033
240	16241-11760	MANIFOLD INLET	1				0.36	0.792
250	16241-11820	GASKET IN-MANIFOLD	1				0.01	0.022
260	01023-50618	BOLT	3				0.006	0.0132
270	01023-50630	BOLT	2				0.008	0.0176
280	01023-50650	BOLT	3				0	0
290	15272-67590	CLAMP CORD	1				0.004	0.0088
300	16241-11770	ASSY MANIFOLD INLET	1				0.38	0.836

MUFFLER EXHAUST MANIFOLD

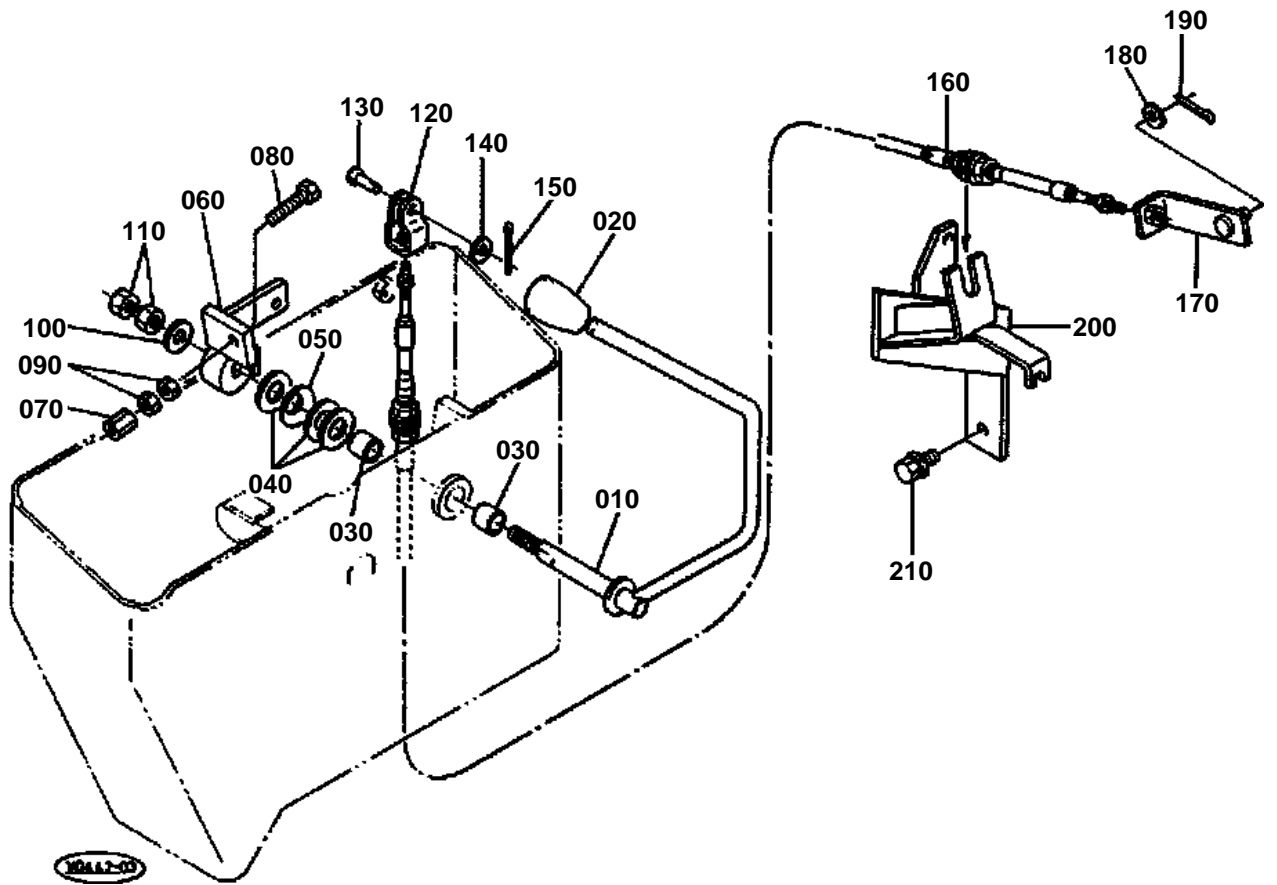


**MUFFLER EXHAUST MANIFOLD**

↔ Interchangeable; ≠ not interchangeable; ← new for old; → old for new

REF.No	Part No.	Description	Q'ty	S.No.	I/C	REMARKS	Weight (kgf)	Weight (lb)
010	15371-12370	GASKET MUFFLER	1	<=11895			0	0
010	15263-12370	GASKET MUFFLER NA	1	>=11896	←		0.015	0.033
020	68391-42450	FLANGE MUFFLER	1				0.13	0.286
030	01123-60820	BOLT	4				0.015	0.033
040	68391-42440	MUFFLER	1				4.68	10.296
050	66711-54420	BAND PIPE	2				0.038	0.0836
060	01153-60865	BOLT	2				0.04	0.088
070	04013-60080	WASHER PLAIN	4				0.002	0.0044
080	04512-60080	WASHER SPRING	2				0.002	0.0044
090	02114-60080	NUT	2				0.002	0.0044
100	68391-42470	BRACKET MUFFLER	1				5.5	12.1
110	01135-61020	BOLT	4				0.015	0.033
120	68741-42420	BAND MUFFLER	2				0	0
130	04013-60100	WASHER PLAIN	2				0.003	0.0066
140	02118-60100	NUT	4				0.006	0.0132
150	01133-61020	BOLT	2				0.02	0.044
160	68391-42420	BRACKET PIPE	1				0.36	0.792
170	01133-61030	BOLT	2				0.023	0.0506
180	04015-60100	WASHER PLAIN	2				0.015	0.033
190	68391-42430	PIPE MUFFLER	1				0.47	1.034
200	68271-42530	U-BOLT	1				0.07	0.154
210	02114-60100	NUT	4				0.008	0.0176
220	04013-60100	WASHER PLAIN	2				0.003	0.0066
230	16283-12310	MANIFOLD EXHAUST	1				2.3	5.06
240	16241-12360	GASKET EX-MANIFOLD	1	<=534271		ENGINE S.No.	0	0
240	16299-12360	GASKET EX-MANIFOLD	1	>=534272	←	ENGINE S.No.	0.02	0.044
250	16241-91490	STUD	8				0.005	0.011
260	16271-92010	NUT	8				0.005	0.011

ACCEL LEVER

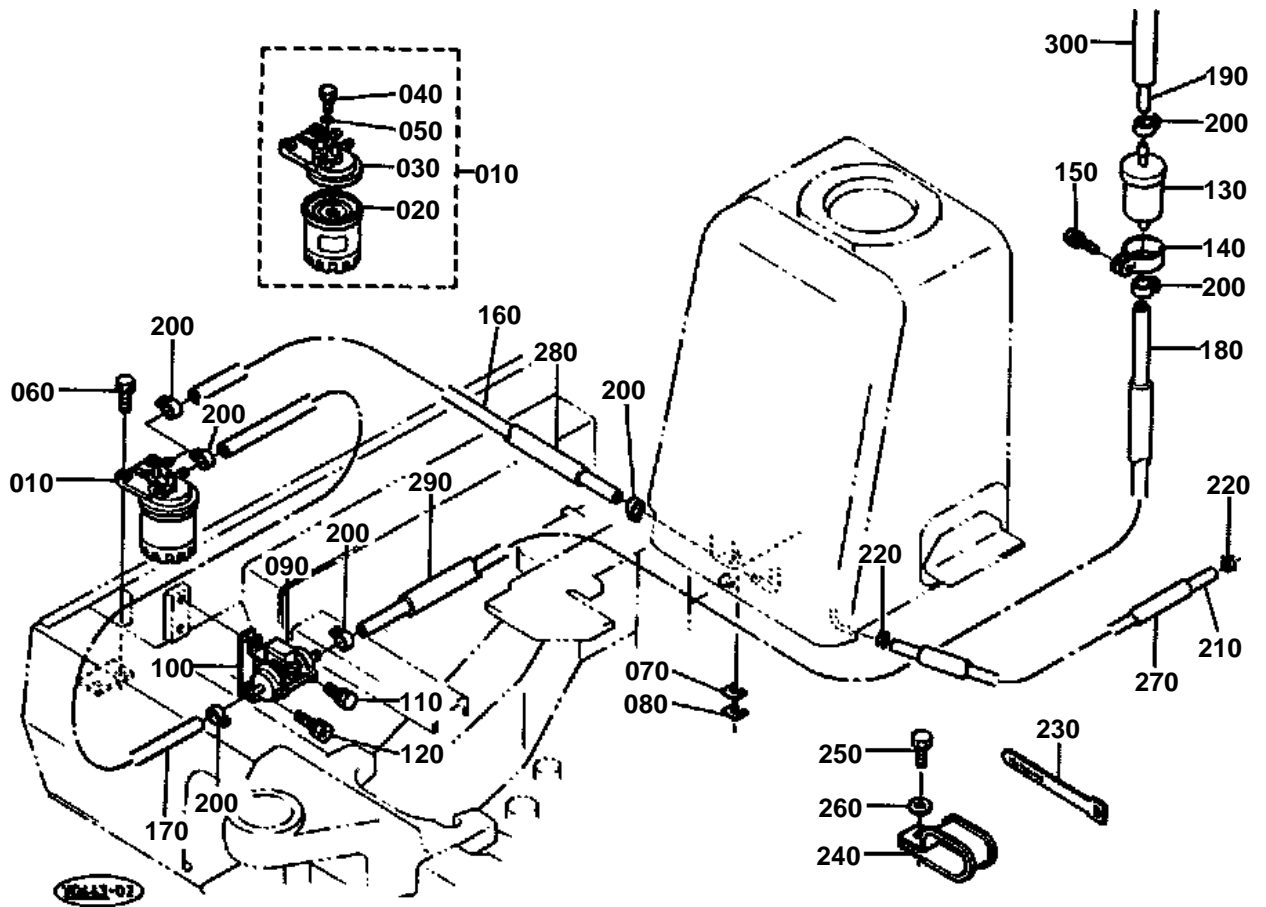


**ACCEL LEVER**

↔ Interchangeable; ≠ not interchangeable; ← new for old; → old for new

REF.No	Part No.	Description	Q'ty	S.No.	I/C	REMARKS	Weight (kgf)	Weight (lb)
010	68318-35110	LEVER ACCEL.	1				0.428	0.9416
020	55611-31460	GRIP LEVER	1				0.03	0.066
030	08511-01410	BUSH	2				0.005	0.011
040	04013-60140	WASHER PLAIN	3				0.01	0.022
050	68241-35190	SPRING PLATE	1				0.003	0.0066
060	68311-35120	PLATE ACCEL	1	≤11571			0	0
060	68311-35122	PLATE ACCEL	1	≥11572	←		0.3	0.66
070	68641-35140	NUT	1				0.01	0.022
080	01155-60850	BOLT	1				0.02	0.044
090	02112-60080	NUT	2				0.005	0.011
100	04013-60100	WASHER PLAIN	1				0.003	0.0066
110	02118-60100	NUT	2				0.006	0.0132
120	68351-35150	FORKED	1				0.02	0.044
130	05122-50618	PIN JOINT	1				0	0
140	04012-50060	WASHER PLAIN	1				0.001	0.0022
150	05511-51612	PIN SPLIT	1				0.001	0.0022
160	68311-35150	CABLE ACCEL	1				0.35	0.77
170	68741-35170	LEVER	1				0.06	0.132
180	04012-50080	WASHER PLAIN	1				0.001	0.0022
190	05511-50215	PIN SPLIT	1				0.001	0.0022
200	68391-35220	SUPPORT ACCEL	1				0.82	1.804
210	01135-61020	BOLT	2				0.015	0.033

FUEL PIPING

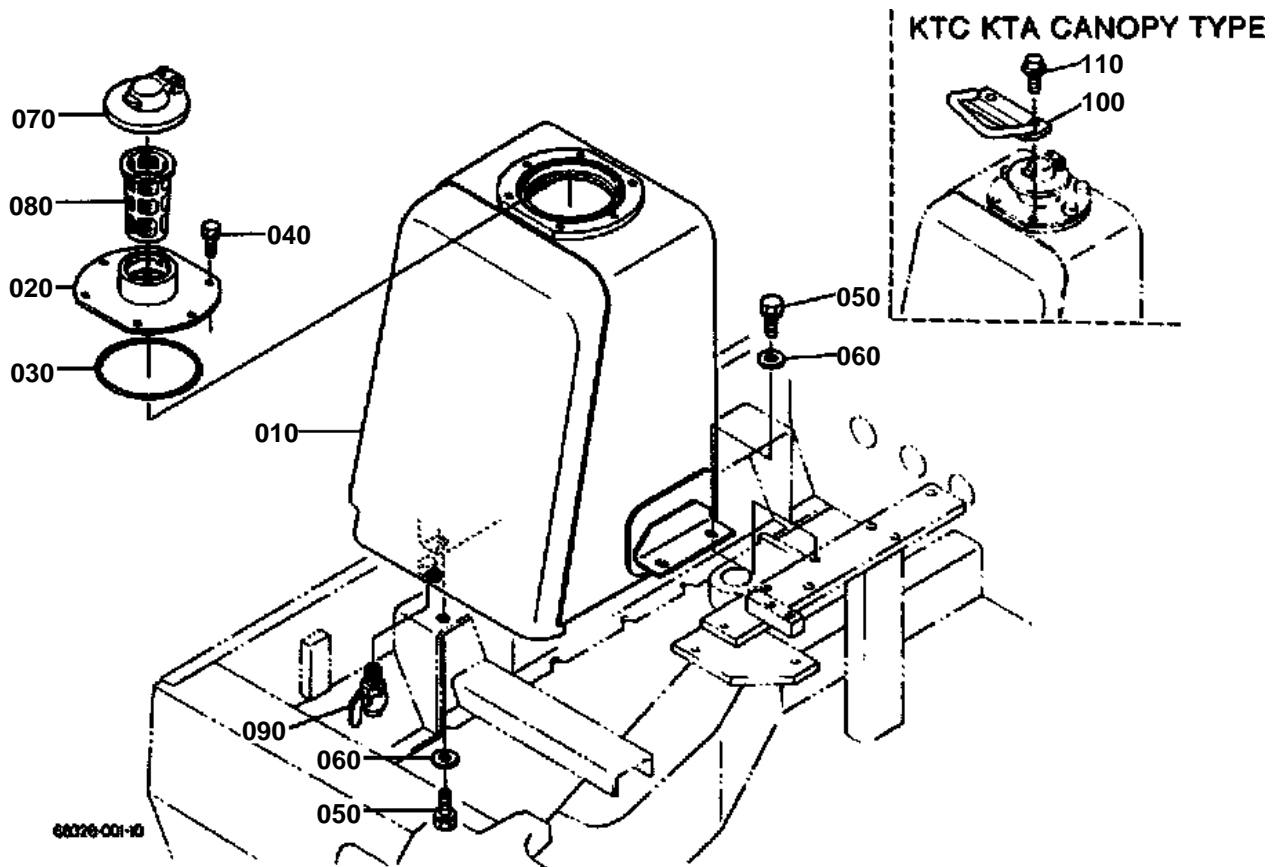


**FUEL PIPING**

↔ Interchangeable; ≠ not interchangeable; ← new for old; → old for new

REF.No	Part No.	Description	Q'ty	S.No.	I/C	REMARKS	Weight (kgf)	Weight (lb)
010	54711-23412	ASSY FILTER FUEL	1				0.52	1.144
020	15221-43080	ELEMENT FILTER	1				0	0
030	15221-43210	COVER FILTER	1				0.25	0.55
040	19222-43280	PLUG FILTER BREATHER	1				0.01	0.022
050	15108-43290	O RING	1				0.001	0.0022
060	01123-60825	BOLT	2				0.012	0.0264
070	68351-62170	SHIM	5	≤11755			0	0
070	68351-62172	SHIM	5	≥11756	←		0.006	0.0132
080	68351-62160	SHIM	5	≤11755			0	0
080	68351-62162	SHIM	5	≥11756	←		0.006	0.0132
090	68371-51210	ASSY PUMP FUEL	1				0.5	1.1
100	66591-54560	CUSHION	1				0.014	0.0308
110	01123-60816	BOLT	1				0.01	0.022
120	01202-60616	BOLT	1				0.005	0.011
130	13351-43010	ASSY FILTER FUEL	1				0	0
140	66021-58330	BAND FILTER	1				0.037	0.0814
150	01053-60620	BOLT	1				0.007	0.0154
160	09661-80400	TUBE FUEL	1				0.05	0.11
170	09661-80110	TUBE FUEL	1				0.013	0.0286
180	09661-81550	TUBE FUEL	1				0.18	0.396
190	09661-80500	TUBE FUEL	1				0.05	0.11
200	14301-42750	CLIP PIPE	8				0.005	0.011
210	09661-41400	TUBE FUEL	1				0.08	0.176
220	10244-42320	CLIP PIPE	2				0.001	0.0022
230	55311-41260	BAND CORD	4				0.007	0.0154
240	90038-11180	CLAMP	4	≤11602			0.02	0.044
240	90038-11180	CLAMP	3	≥11603			0.02	0.044
250	01133-61016	BOLT	4	≤11602			0.018	0.0396
250	01133-61016	BOLT	3	≥11603			0.018	0.0396
260	04015-60100	WASHER PLAIN	4	≤11602			0.015	0.033
260	04015-60100	WASHER PLAIN	3	≥11603			0.015	0.033
270	68391-51130	TUBE	1				0.015	0.033
280	68311-51140	TUBE	1				0.03	0.066
290	68311-51150	TUBE	1				0.15	0.33
300	68391-51170	TUBE	1				0.02	0.044

FUEL TANK



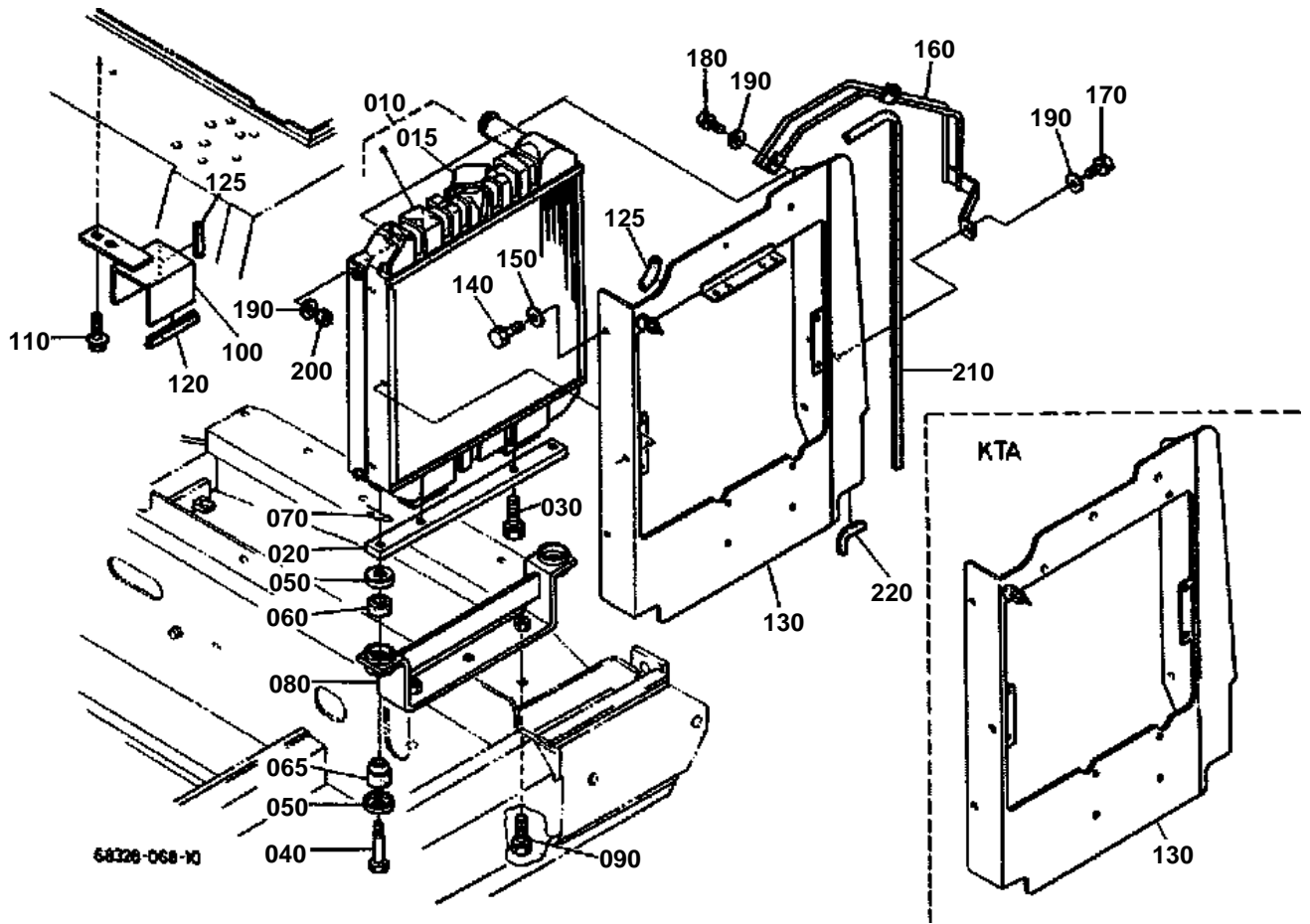


FUEL TANK

↔ Interchangeable; ≠ not interchangeable; ← new for old; → old for new

REF.No	Part No.	Description	Q'ty	S.No.	I/C	REMARKS	Weight (kgf)	Weight (lb)
010	68398-51110	TANK FUEL	1				22	48.4
020	68398-51240	COVER FUEL TANK	1				0.9	1.98
030	68391-51260	O RING	1				0.14	0.308
040	01133-61016	BOLT	6				0.018	0.0396
040	01133-61016	BOLT	4			KTC KTA CANOPY TYPE	0.018	0.0396
050	01133-61230	BOLT	4				0.04	0.088
060	04015-60120	WASHER PLAIN	4				0.022	0.0484
070	68817-51120	CAP TANK	1	<=11895			0	0
070	RC101-51120	CAP TANK	1	>=11896	←		0.33	0.726
080	14261-41350	FILTER	1				0.02	0.044
090	14301-73110	COCK DRAIN	1				0.094	0.2068
100	68328-44480	RAIL HAND RH	1			KTC KTA CANOPY TYPE	1.1	2.42
110	01133-61025	BOLT	2			KTC KTA CANOPY TYPE	0.02	0.044

RADIATOR

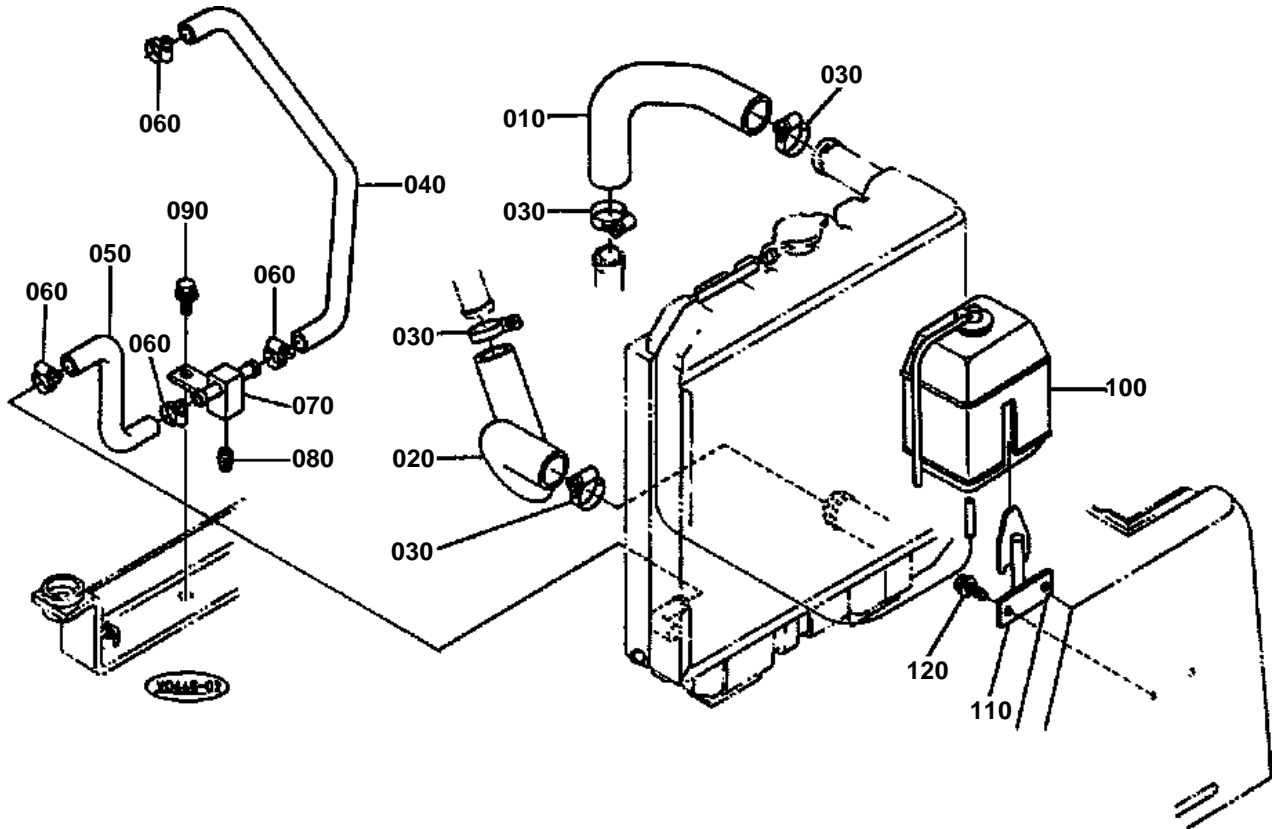


**RADIATOR**

↔ Interchangeable; ≠ not interchangeable; ← new for old; → old for new

REF.No	Part No.	Description	Q'ty	S.No.	I/C	REMARKS	Weight (kgf)	Weight (lb)
010	68391-42300	ASSY RADIATOR	1				5.9	12.98
015	16271-72020	ASSY CAP RADIATOR	1				0.045	0.099
020	68391-42390	PLATE	1				0.822	1.8084
030	01133-61025	BOLT	2				0.02	0.044
040	68131-43420	BOLT	2	<=11726			0.06	0.132
040	15108-72380	BOLT	2	>=11727	≠		0.04	0.088
050	68131-43430	WASHER	4	<=11726			0.02	0.044
050	15111-72200	WASHER	4	>=11727	≠		0.013	0.0286
060	68131-43410	CUSHION	2	<=11726			0.02	0.044
060	15111-72180	CUSHION	2	>=11727	≠		0.015	0.033
065	68131-43410	CUSHION	2	<=11726			0.02	0.044
065	15111-72190	CUSHION	2	>=11727	≠		0.016	0.0352
070	02116-60100	NUT	2	<=11726			0.004	0.0088
070	05515-61000	PIN SNAP	2	>=11727	≠		0.003	0.0066
080	68391-42310	BRACKET RADIATOR	1	<=11726			1.41	3.102
080	68391-42312	BRACKET RADIATOR	1	>=11727	≠		1.6	3.52
090	01133-61025	BOLT	2				0.02	0.044
100	68391-42354	SUPPORT RADIATOR	1				0.395	0.869
110	01135-61020	BOLT	2				0.015	0.033
120	68768-42530	GROMMET	2				0.01	0.022
125	68748-42530	GROMMET	2				0.005	0.011
130	68391-42710	PLATE	1	<=11448			5.1	11.22
130	68391-42712	PLATE	1	>=11449	←		0	0
130	68328-42370	PLATE	1	>=11975		KTA	4.5	9.9
140	01202-60616	BOLT	4				0.005	0.011
150	04013-60060	WASHER PLAIN	4				0.001	0.0022
160	68391-42480	COVER FAN	1				0.442	0.9724
170	01202-60614	BOLT	1				0.006	0.0132
180	01202-60612	BOLT	2				0.006	0.0132
190	04013-60060	WASHER PLAIN	5				0.001	0.0022
200	02014-60060	NUT	2				0.002	0.0044
210	68391-42380	GROMMET	1				0.06	0.132
220	68493-42750	GROMMET	1				0.001	0.0022

WATER PIPE

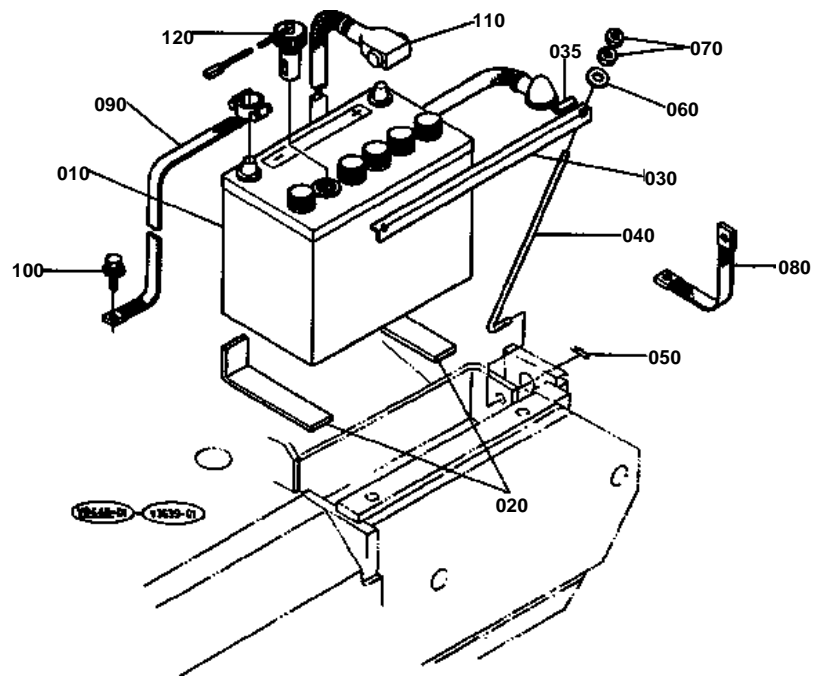


**WATER PIPE**

↔ Interchangeable; ≠ not interchangeable; ← new for old; → old for new

REF.No	Part No.	Description	Q'ty	S.No.	I/C	REMARKS	Weight (kgf)	Weight (lb)
010	68391-42320	HOSE	1				0.16	0.352
020	68391-42330	HOSE	1				0.21	0.462
030	09318-89039	CLAMP HOSE	4	<=11489			0.02	0.044
030	68311-72830	HOSE CLAMP(-)	4	>=11490	≠		0.03	0.066
030	68311-72820	HOSE CLAMP(-)	4	>=11684	≠		0.03	0.066
040	68391-42510	HOSE DRAIN	1				0.1	0.22
050	68391-42520	HOSE DRAIN	1				0.06	0.132
060	09318-89020	CLAMP HOSE	4	<=11489			0.02	0.044
060	68311-72810	HOSE CLAMP(-)	4	>=11490	≠		0.02	0.044
070	68391-42530	JOINT	1				0.24	0.528
080	14301-73110	COCK DRAIN	1	<=11489			0.094	0.2068
080	06312-10030	PLUG	1	>=11490	↔		0.029	0.0638
090	01135-61025	BOLT	1				0.04	0.088
100	68741-42400	ASSY TANK RESERVE	1	<=11631			0.35	0.77
100	68391-42400	ASSY TANK RESERVE	1	>=11632	←		0	0
100	17355-72400	ASSY TANK RESERVE	1	>=11677	↔		0.5	1.1
110	68741-42352	STAY TANK	1				0.4	0.88
120	01135-61020	BOLT	2				0.015	0.033

BATTERY

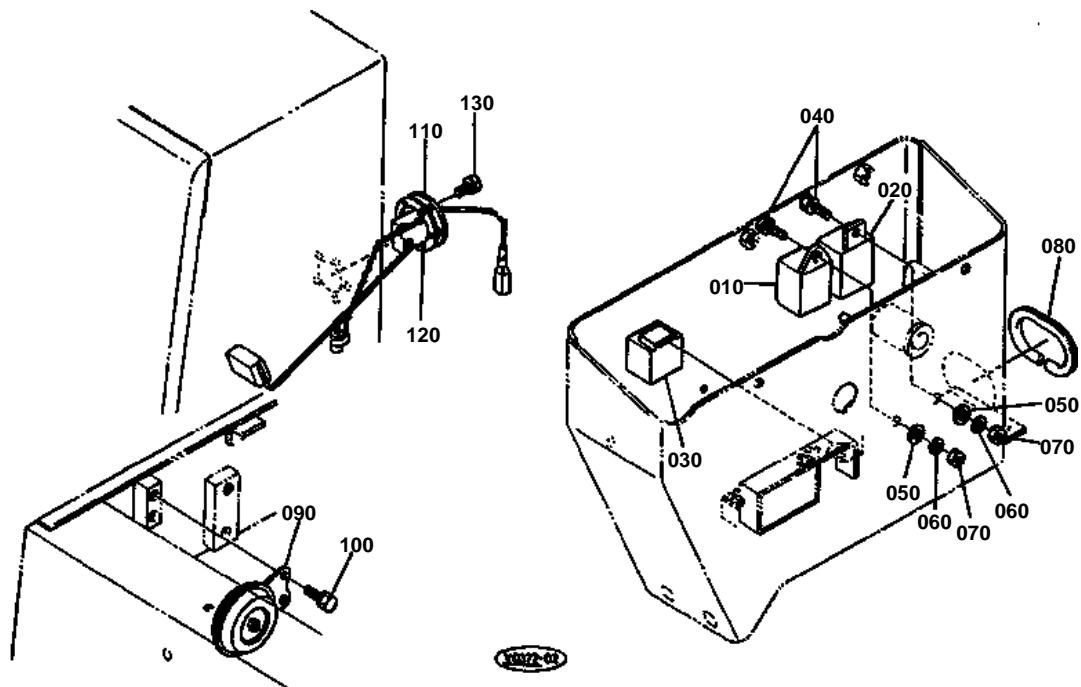


**BATTERY**

↔ Interchangeable; ≠ not interchangeable; ← new for old; → old for new

REF.No	Part No.	Description	Q'ty	S.No.	I/C	REMARKS	Weight (kgf)	Weight (lb)
010	68641-53230	BATTERY	1	<=11703			0	0
010	68131-53410	BATTERY	1	>=11704	↔		14	30.8
020	68241-53312	CUSHION	2				0.025	0.055
030	32200-33270	RETAINER BATTERY	1				0.218	0.4796
035	68748-42520	GROMMET	1			KE KDG KUK M.E. KTA	0.003	0.0066
040	68311-53240	BOLT BATTERY	2				0.05	0.11
050	05525-50600	PIN SNAP	2				0	0
060	04013-60060	WASHER PLAIN	2				0.001	0.0022
070	02014-60060	NUT	4				0.002	0.0044
080	68311-53250	CORD BODY EARTH	1				0.04	0.088
090	68311-53260	CORD EARTH	1				0.52	1.144
100	01135-61020	BOLT	2				0.015	0.033
110	68391-53270	CORD BATTERY	1				0.5	1.1
120	38240-33370	SENSER BATTERY	1				0.03	0.066

REGULATOR HORN

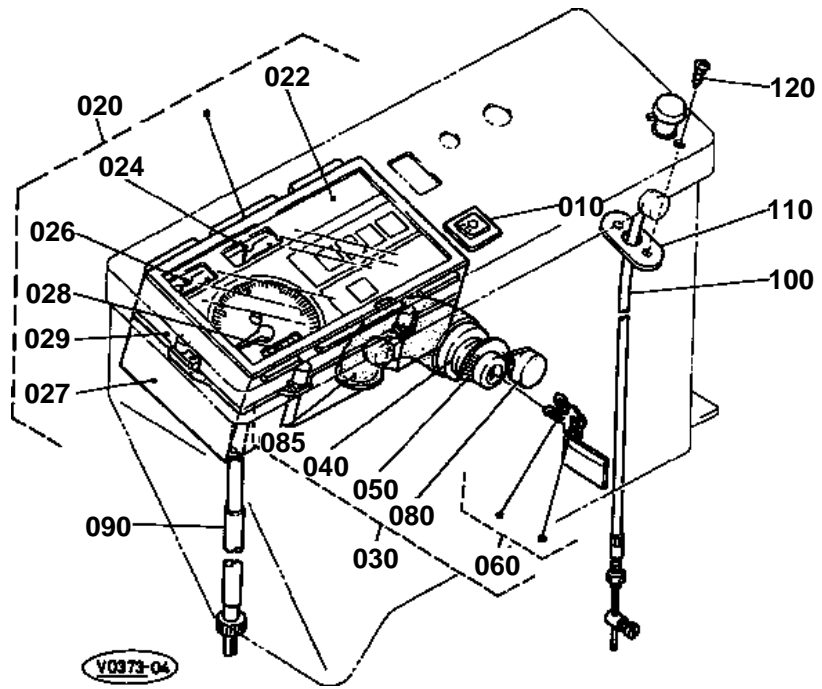


**REGULATOR HORN**

↔ Interchangeable; ≠ not interchangeable; ← new for old; → old for new

REF.No	Part No.	Description	Q'ty	S.No.	I/C	REMARKS	Weight (kgf)	Weight (lb)
010	15694-65990	TIMER LIGHT	1				0.03	0.066
020	36530-55630	RELAY	1				0.06	0.132
030	37410-55540	TIMER	1	<=12045			0	0
030	RC101-53650	TIMER	1	>=12046	←		0.1	0.22
040	01053-60616	BOLT	2				0.006	0.0132
050	04013-60060	WASHER PLAIN	2				0.001	0.0022
060	04512-60060	WASHER SPRING	2				0.001	0.0022
070	02014-60060	NUT	2				0.002	0.0044
080	68311-53180	GROMMET	1	<=11448		CANOPY TYPE	0.02	0.044
080	68311-53190	TRIM	1	>=11449	↔	CANOPY TYPE	0.015	0.033
080	68741-41280	GROMMET	1	<=11448		CABIN TYPE	0	0
080	68311-41480	TRIM	1	>=11449	↔	CABIN TYPE	0.015	0.033
090	67156-55120	ASSY HORN	1				0.15	0.33
100	01202-60616	BOLT	2				0.005	0.011
110	68311-53140	FUEL UNIT	1				0.29	0.638
120	36330-75310	GASKET	1				0.005	0.011
130	03024-60512	SCREW WITH WASHER	5				0.002	0.0044

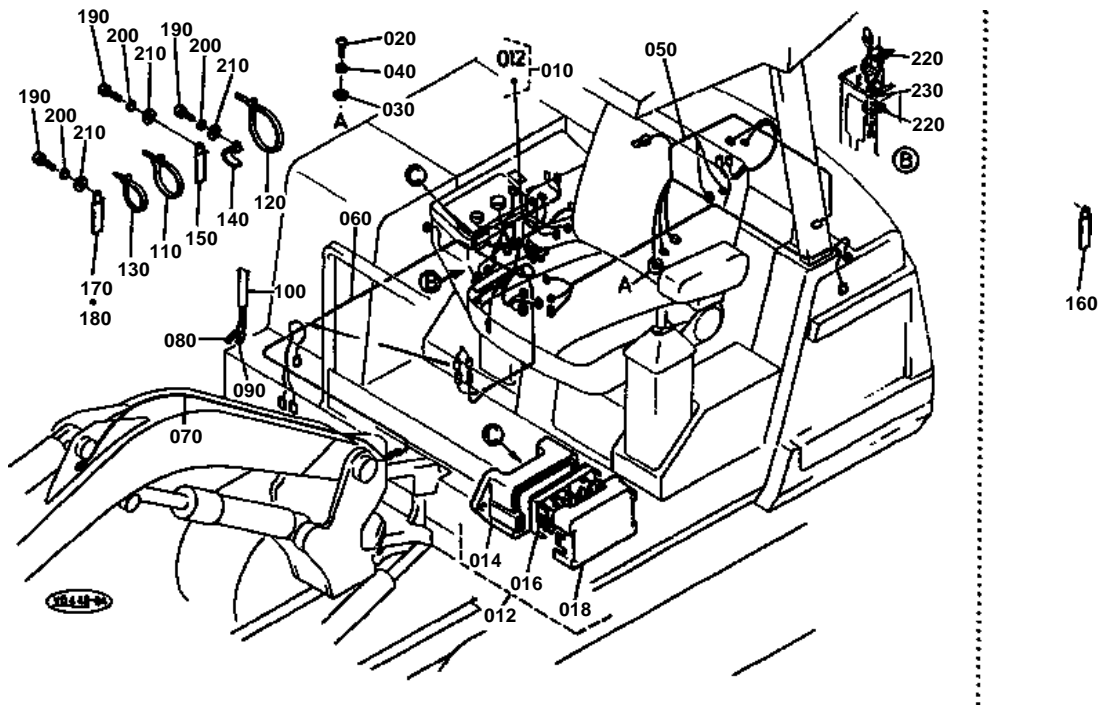
SWITCH METER



**SWITCH METER**

↔ Interchangeable; ≠ not interchangeable; ← new for old; → old for new

REF.No	Part No.	Description	Q'ty	S.No.	I/C	REMARKS	Weight (kgf)	Weight (lb)
010	36919-54222	SWITCH WORK LIGHT	1				0.04	0.088
020	68391-53152	METER	1				0.66	1.452
022	68391-53160	KIT GLASS	1				0.11	0.242
024	68391-53170	KIT FUEL	1				0.053	0.1166
026	68391-53180	KIT THERMOMETER	1				0.048	0.1056
027	68391-53190	ASSY CASE	1				0.35	0.77
028	68191-53190	METER HOUR	1				0.2	0.44
029	68391-53140	HOOD	1				0.118	0.2596
030	68311-53800	ASSY SWITCH STARTER	1	<=12159			0	0
030	RC101-53602	ASSY SWITCH STARTER	1	>=12160	←		0.354	0.7788
040	68051-53210	SWITCH STARTER	1	<=12159			0	0
040	RC101-53690	SWITCH STARTER	1	>=12160	←		0	0
050	66706-55150	LABEL STARTER SWITCH	1				0.001	0.0022
060	68385-53630	ASSY KEY SWITCH	1				0	0
070	99999-99999	BLANK	0				0	0
080	54611-41120	CAP STARTER SWITCH	1				0.012	0.0264
085	68551-53210	COVER WATERPROOF	1				0	0
090	68391-53220	CABLE METER	1				0.46	1.012
100	68311-53230	CABLE STOP	1				0.15	0.33
110	68311-53120	PLATE	1				0.014	0.0308
120	03614-50410	SCREW TAPPING	2				0.002	0.0044

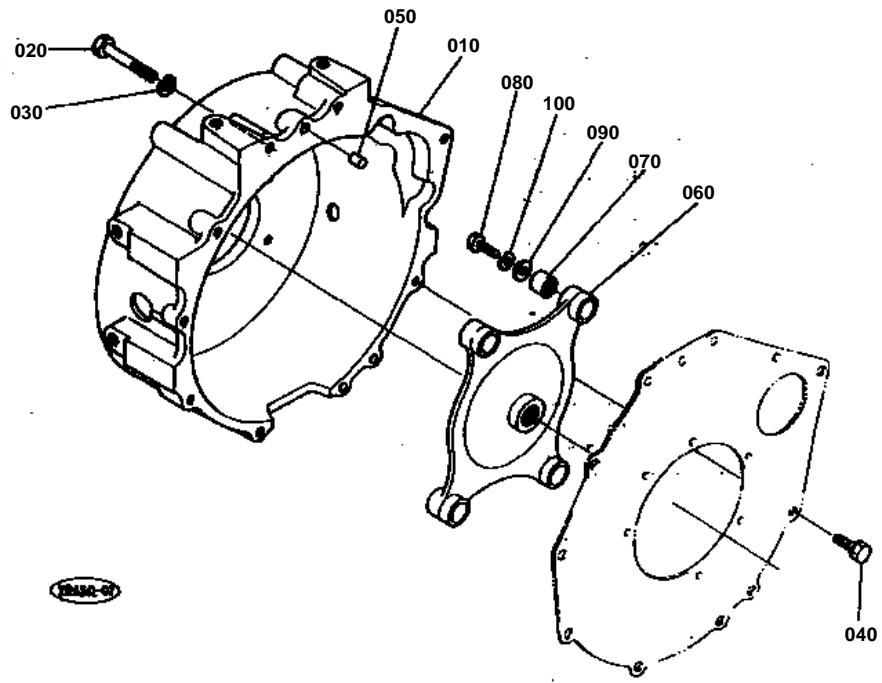


**ELECTRICAL WIRING**

↔ Interchangeable; ≠ not interchangeable; ← new for old; → old for new

REF.No	Part No.	Description	Q'ty	S.No.	I/C	REMARKS	Weight (kgf)	Weight (lb)
010	68311-53312	WIRE HARNESS	1				0.658	1.4476
012	68311-53470	BOX FUSE	1				0.028	0.0616
014	68311-53480	HOLDER	1				0.015	0.033
016	36530-55520	BOX FUSE	1				0.015	0.033
018	68311-53490	COVER	1				0.01	0.022
020	03014-60620	SCREW CR-REC-PAN-HD	2				0.005	0.011
030	04013-60060	WASHER PLAIN	2				0.001	0.0022
040	04512-60060	WASHER SPRING	2				0.001	0.0022
050	68391-53322	WIRE HARNESS	1				0.71	1.562
060	68391-53332	WIRE HARNESS	1				0.14	0.308
070	68311-53340	WIRE HARNESS	1				0.03	0.066
080	68271-65900	ASSY TERMINAL	1				0.001	0.0022
090	68741-53400	ASSY TERMINAL	1				0.002	0.0044
100	68311-53390	TUBE	1	≤11571			0.001	0.0022
100	68311-53370	TUBE	1	≥11572	←		0.005	0.011
110	55311-41260	BAND CORD	7				0.007	0.0154
120	71585-11190	BAND INLET PIPE	2				0.002	0.0044
130	68731-64380	BAND PIPE	1				0.035	0.077
140	36200-77610	ASSY CLAMP CORD	8				0.002	0.0044
150	35340-29380	CLAMP CORD	3				0.01	0.022
160	90038-11180	CLAMP	2	≤11602			0.02	0.044
170	68011-51160	CLAMP CORD	7				0.008	0.0176
180	34150-29390	CLAMP CORD	1				0.004	0.0088
190	01173-61014	BOLT	13	≤11602			0.02	0.044
190	01173-61014	BOLT	11	≥11603			0.02	0.044
200	04512-60100	WASHER SPRING	13	≤11602			0.002	0.0044
200	04512-60100	WASHER SPRING	11	≥11603			0.002	0.0044
210	04013-60100	WASHER PLAIN	13	≤11602			0.003	0.0066
210	04013-60100	WASHER PLAIN	11	≥11603			0.003	0.0066
220	55311-41260	BAND CORD	2				0.007	0.0154
230	68311-53380	TUBE	1				0.01	0.022

PUMP HOUSING



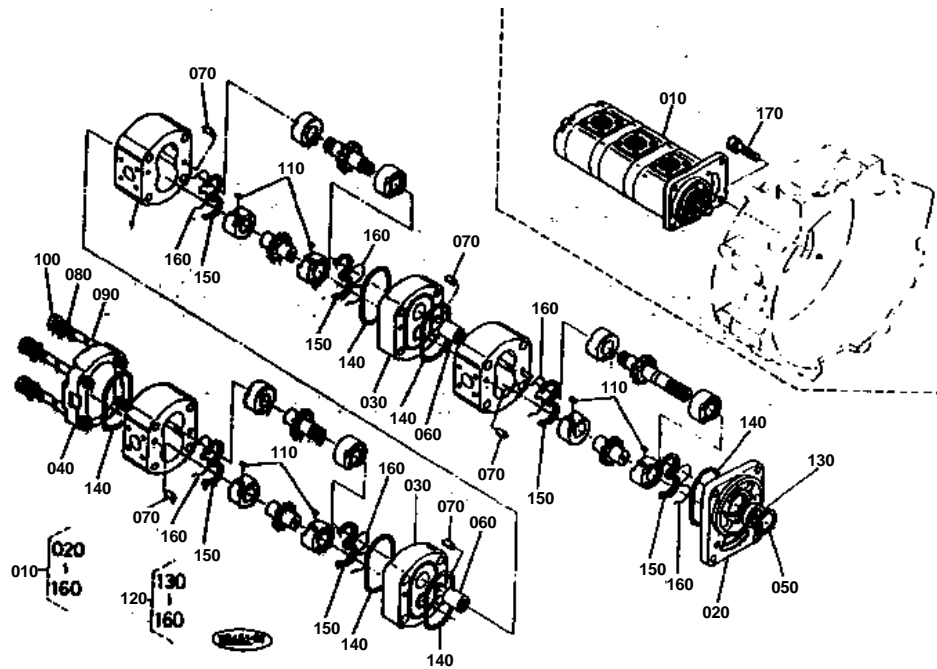


PUMP HOUSING

↔ Interchangeable; ≠ not interchangeable; ← new for old; → old for new

REF.No	Part No.	Description	Q'ty	S.No.	I/C	REMARKS	Weight (kgf)	Weight (lb)
010	68391-42610	HOUSING PUMP	1				15	33
020	01173-61085	BOLT	2				0.052	0.1144
030	04512-60100	WASHER SPRING	2				0.002	0.0044
040	01123-60816	BOLT	7				0.01	0.022
050	05012-00814	PIN STRAIGHT	2				0.006	0.0132
060	68391-42620	FLANGE COUPLING	1				2.5	5.5
070	70722-32150	COUPLING RUBBER	4				0.031	0.0682
080	68841-42660	BOLT	4				0.03	0.066
090	68311-42650	WASHER	4				0.02	0.044
100	04512-60100	WASHER SPRING	4				0.002	0.0044

GEAR PUMP & COMPONENT PARTS



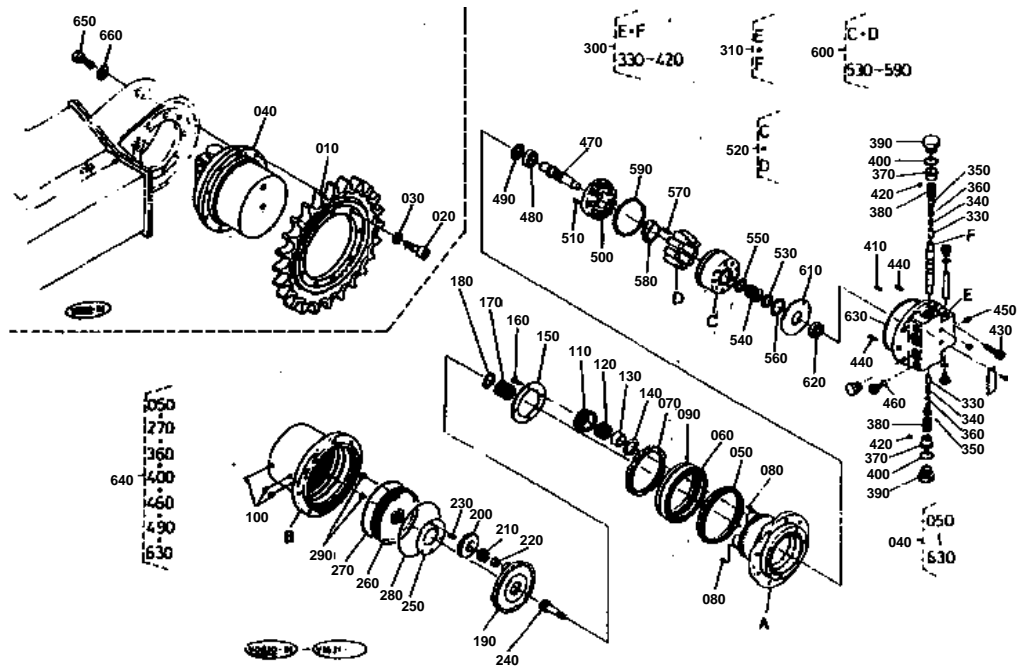


GEAR PUMP & COMPONENT PARTS

↔ Interchangeable; ≠ not interchangeable; ← new for old; → old for new

REF.No	Part No.	Description	Q'ty	S.No.	I/C	REMARKS	Weight (kgf)	Weight (lb)
010	68391-61110	ASSY PUMP GEAR	1				6.3	13.86
020	68741-72210	FLANGE	1				0.457	1.0054
030	68391-73090	FLANGE	2				0.6	1.32
040	68741-72230	COVER	1				0.39	0.858
050	68051-91850	RING SNAP	1				0.001	0.0022
060	68391-73070	COUPLING	2				0.03	0.066
070	68271-91240	PIN	10				0.004	0.0088
080	68741-72250	WASHER	4				0.002	0.0044
090	68391-73060	BOLT	4				0.15	0.33
100	68051-92090	NUT	4				0.01	0.022
110	68051-91890	KEY	6				0.001	0.0022
120	68391-73370	KIT SEAL	1				0.025	0.055
130	36330-82320	SEAL OIL	1				0.01	0.022
140	68051-91910	O RING	6				0.001	0.0022
150	35430-12870	ELEMENT SEAL	6				0.003	0.0066
160	68051-91880	ELEMENT BACK UP	6				0.001	0.0022
170	01123-60825	BOLT	4				0.012	0.0264

DRIVE MOTOR & COMPONENT PARTS





DRIVE MOTOR & COMPONENT PARTS

↔ Interchangeable; ≠ not interchangeable; ← new for old; → old for new

REF.No	Part No.	Description	Q'ty	S.No.	I/C	REMARKS	Weight (kgf)	Weight (lb)
010	68318-14430	SPROCKET DRIVE	2				11.5	25.3
020	68311-11170	BOLT HEX-SOC-HD	18				0.05	0.11
030	04512-60120	WASHER SPRING	18				0.005	0.011
040	68318-61290	ASSY MOTOR WHEEL	2				30	66
050	RC101-13320	SEAL	2				0.465	1.023
060	68311-13330	BEARING	2				1.4	3.08
070	68311-13340	NUT RING	2				0.365	0.803
080	68311-13350	PLUG	4				0.01	0.022
090	07715-03205	BALL	264				0.001	0.0022
100	68311-13380	PLUG	6				0.003	0.0066
110	68311-13390	GEAR	8				0.23	0.506
120	68311-13410	BEARING ROLLER	8				0.03	0.066
130	68311-13420	COLLAR	8				0.087	0.1914
140	68311-13430	WASHER	8				0.02	0.044
150	68311-13440	PLATE	2				0.18	0.396
160	68311-13450	SCREW CSK-HD	8				0.005	0.011
170	68311-13460	GEAR	2				0.15	0.33
180	04612-00350	CIR CLIP EXTERNAL	2				0.01	0.022
190	68311-13480	HOLDER	2				0.94	2.068
200	68311-13490	GEAR	6				0.31	0.682
210	68311-13510	BEARING ROLLER	6				0.01	0.022
220	68311-13520	BEARING INNER	6				0.015	0.033
230	05411-00516	PIN SPRING	6				0.002	0.0044
240	68311-13540	GEAR DRIVE	2				0.11	0.242
250	68311-13550	PLATE	2				0.12	0.264
250	68311-13560	PLATE	2				0.16	0.352
250	68311-13570	PLATE	2				0.2	0.44
260	68311-13580	COVER	2				1.53	3.366
270	68311-13590	O RING	2				0.01	0.022
280	68311-13610	WIRE	2				0.02	0.044
290	68311-13620	PLUG	4				0.02	0.044
300	68311-72520	ASSY PLATE BASE	2				5	11
310	68311-72500	ASSY PLATE	2				3.6	7.92
320	99999-99999	BLANK	0				0	0
330	68311-72220	VALVE CHECK	4				0.003	0.0066
340	68311-72230	SPRING	4				0.001	0.0022
350	68311-72240	PLUG	4				0.008	0.0176
360	68311-72250	O RING	4				0.001	0.0022
370	68768-73280	SEAT SPRING	4				0.005	0.011
380	68768-73270	SPRING	4				0.01	0.022
390	68311-72280	CAP	4				0	0
400	68311-72290	O RING	4				0.001	0.0022
410	68499-72560	PIN	2				0.001	0.0022
420	68311-72410	ORIFICE	4				0.005	0.011
430	68311-72330	BOLT HEX-SOC-HD	12				0.013	0.0286
440	68518-71440	PIN	4				0.005	0.011
450	68499-72880	PLUG	4				0.01	0.022
460	04810-00110	O RING	4				0	0
470	68311-70610	SHAFT	2				0.2	0.44
480	68311-70620	BEARING BALL	2				0.09	0.198
490	68311-70630	SEAL OIL	2				0.013	0.0286
500	68311-70640	SWASHPLATE	2				0	0
510	68311-70650	PIN	2				0.004	0.0088
520	68311-70550	ASSY CYLINDER PISTON	2				0.91	2.002
530	68311-70670	WASHER	2				0.006	0.0132

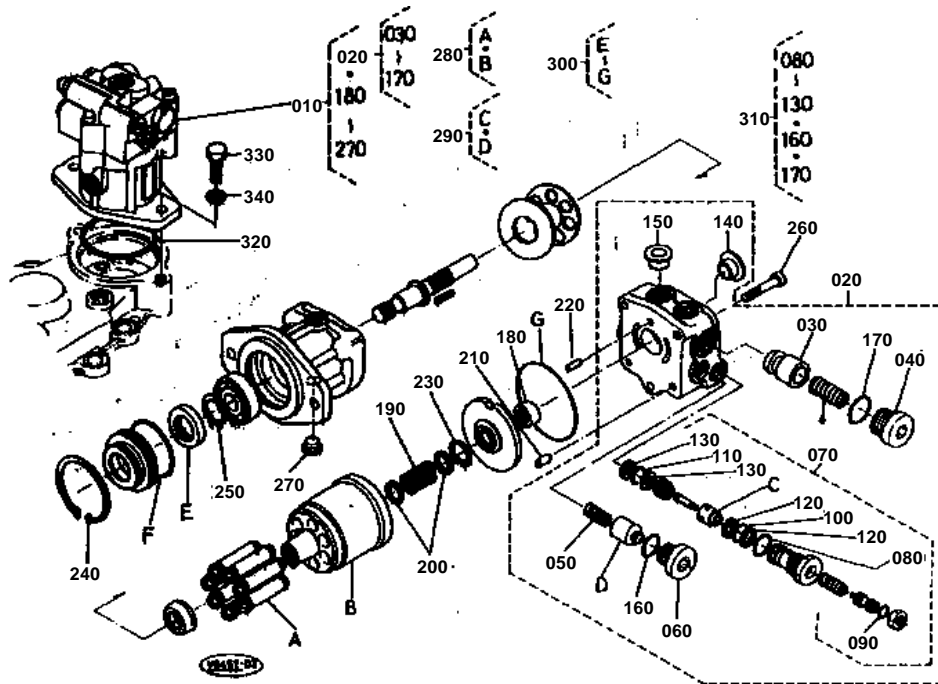


DRIVE MOTOR & COMPONENT PARTS

↔ Interchangeable; ≠ not interchangeable; ← new for old; → old for new

REF.No	Part No.	Description	Q'ty	S.No.	I/C	REMARKS	Weight (kgf)	Weight (lb)
540	68318-70680	SPRING	2				0	0
550	68311-70690	SEAT SPRING	2				0.005	0.011
560	68493-71470	RING SNAP	2				0.002	0.0044
570	05012-00212	PIN	6				0	0
580	68311-70720	HOLDER RETAINER	2				0.022	0.0484
590	68311-70730	PLATE RETAINER	2				0.03	0.066
600	68311-70700	ASSY CYLINDER	2				0.89	1.958
610	68311-70750	PLATE VALVE	2				0.109	0.2398
620	68311-70760	BEARING BALL	2				0	0
630	68311-70770	O RING	2				0.008	0.0176
640	68311-72900	KIT SEAL	2				0.5	1.1
650	01156-61230	BOLT	18				0.035	0.077
660	04512-60120	WASHER SPRING	18				0.005	0.011

SWIVEL MOTOR & COMPONENT PARTS



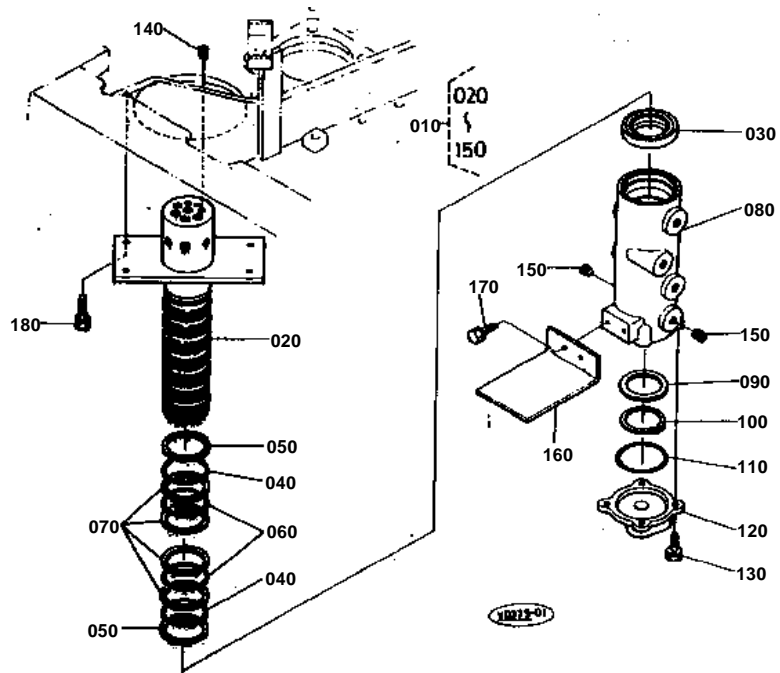


SWIVEL MOTOR & COMPONENT PARTS

↔ Interchangeable; ≠ not interchangeable; ← new for old; → old for new

REF.No	Part No.	Description	Q'ty	S.No.	I/C	REMARKS	Weight (kgf)	Weight (lb)
010	68391-61280	MOTOR SWING	1				10.5	23.1
020	68391-69380	ASSY VALVE	1				4.5	9.9
030	68499-72430	VALVE CHECK	2				0.01	0.022
040	68651-72450	PLUG	2				0.03	0.066
050	68493-71630	SPRING	2				0.005	0.011
060	68493-71610	PLUG	2				0.045	0.099
070	68391-69390	ASSY VALVE RELIEF	2				0.13	0.286
080	04810-00180	RING	2				0	0
090	04810-00100	O RING	2				0	0
100	04811-00140	RING	2				0	0
110	04810-00120	RING	2				0	0
120	68493-71580	RING BACK UP	4				0.001	0.0022
130	68493-71590	RING BACK UP	4				0.001	0.0022
140	68499-72290	PLUG	1				0.005	0.011
150	68518-71160	PLUG	2				0.005	0.011
160	04810-00180	RING	2				0	0
170	04810-00140	RING	2				0	0
180	68493-71430	BEARING NEEDLE	1				0.02	0.044
190	68518-71110	SPRING	1				0.021	0.0462
200	68311-70670	WASHER	2				0.006	0.0132
210	68518-71440	PIN	2				0.005	0.011
220	68493-71910	PIN STRAIGHT	1				0.005	0.011
230	68493-71470	RING SNAP	1				0.002	0.0044
240	68391-69280	CIR-CLIP	1				0.024	0.0528
250	68391-69290	CIR-CLIP	1				0.002	0.0044
260	68518-71290	BOLT SOCKET BOLT	3				0.04	0.088
270	68518-71270	PLUG	1				0.005	0.011
280	68391-69340	KIT SEAL BLOCK	1			OPTION	1.2	2.64
290	68391-69350	KIT VALVE BODY	1			OPTION	4	8.8
300	68391-69360	KIT SEAL MOTOR	1			OPTION	0.02	0.044
310	68391-69370	KIT SEAL VALVE	1			OPTION	0.005	0.011
320	04811-11000	O RING	1				0.002	0.0044
330	01173-61435	BOLT	2				0.054	0.1188
340	04512-60140	WASHER SPRING	2				0.008	0.0176

ROTARY JOINT

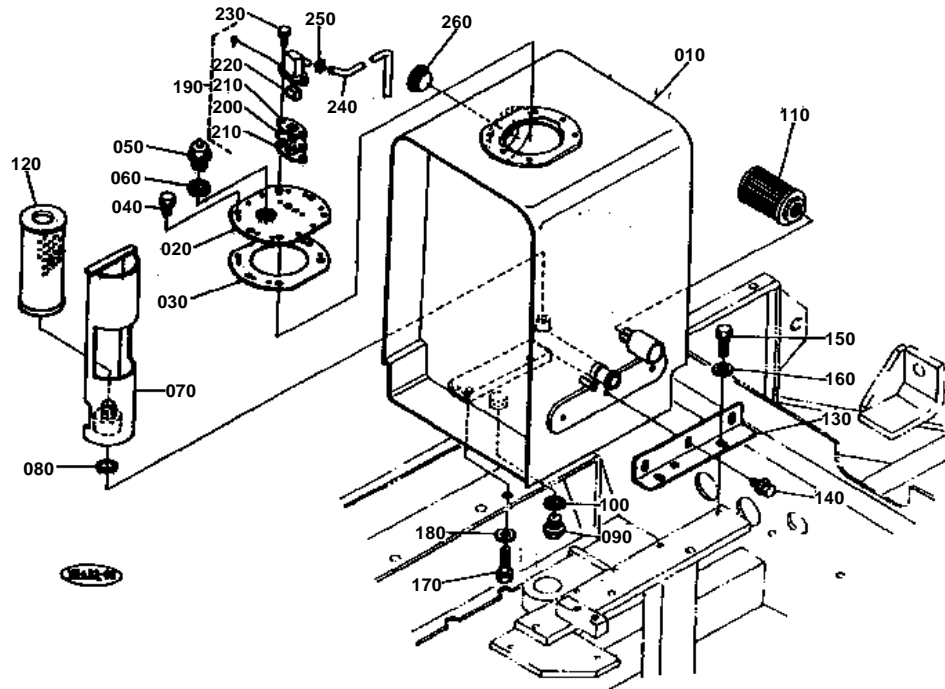


**ROTARY JOINT**

↔ Interchangeable; ≠ not interchangeable; ← new for old; → old for new

REF.No	Part No.	Description	Q'ty	S.No.	I/C	REMARKS	Weight (kgf)	Weight (lb)
010	68311-62300	ASSY JOINT SWIVEL	1	<=11602			10.5	23.1
010	68311-62302	ASSY JOINT SWIVEL	1	>=11603	←		9.98	21.956
020	68311-62320	SHAFT SWIVEL JOINT	1				5.68	12.496
030	68311-62410	GASKET U	1				0.01	0.022
040	04810-00500	O RING	2				0	0
050	68171-62370	RING BACK UP	2				0	0
060	68741-62380	D RING	6				0.003	0.0066
070	68741-62390	RING BACK UP	12				0.013	0.0286
080	68311-62310	BODY SWIVEL JOINT	1	<=11602			7.1	15.62
080	68311-62312	BODY SWIVEL JOINT	1	>=11603	≠		3.66	8.052
090	68741-62350	COLLAR	1				0.032	0.0704
100	04612-00450	CIR CLIP EXTERNAL	1				0.007	0.0154
110	04811-10650	O RING	1	<=11602			0.001	0.0022
110	04811-10670	O RING	1	>=11603	≠		0.001	0.0022
120	68741-62330	COVER	1	<=11602			0.44	0.968
120	68741-62332	COVER	1	>=11603	≠		0	0
130	01123-60816	BOLT	4				0.01	0.022
140	68311-13350	PLUG	6				0.01	0.022
150	68311-13380	PLUG	3				0.003	0.0066
160	68311-62350	STOPPER	1				0.74	1.628
170	01123-60820	BOLT	2				0.015	0.033
180	01133-61030	BOLT	4				0.023	0.0506

OIL TANK

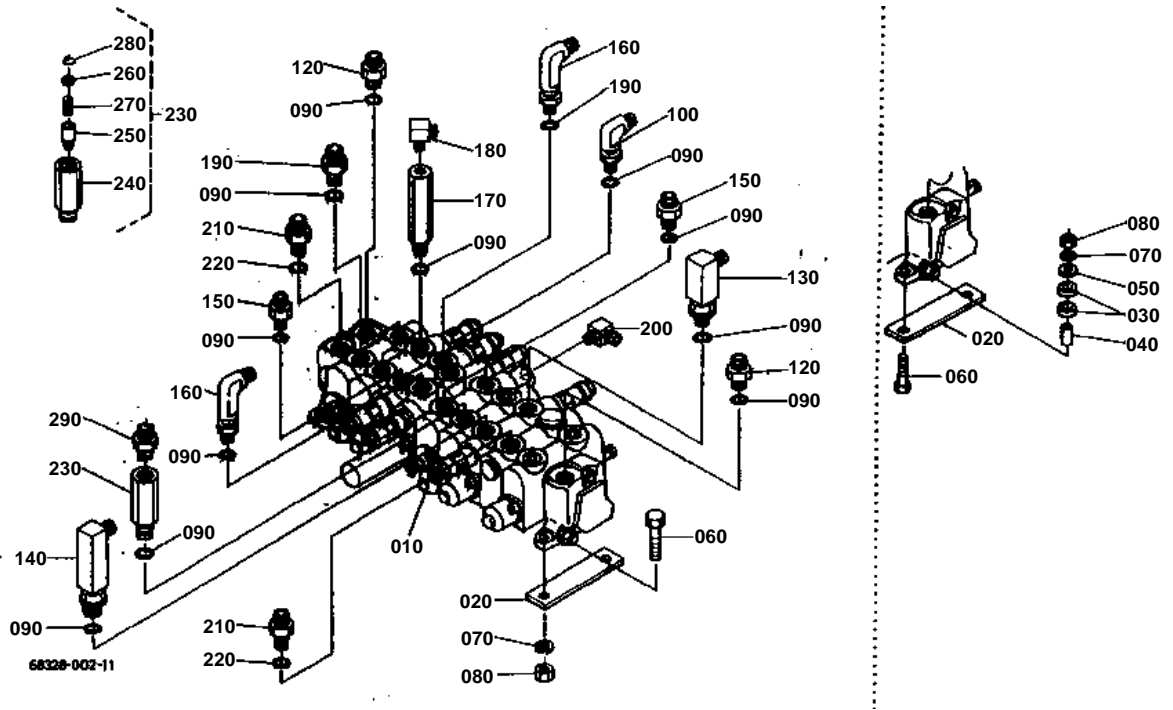


**OIL TANK**

↔ Interchangeable; ≠ not interchangeable; ← new for old; → old for new

REF.No	Part No.	Description	Q'ty	S.No.	I/C	REMARKS	Weight (kgf)	Weight (lb)
010	68398-62110	TANK OIL PRESSURE	1				28	61.6
020	68398-62150	COVER	1				0.8	1.76
030	68391-62170	GASKET	1				0.06	0.132
040	01133-61016	BOLT	6				0.018	0.0396
050	06311-55100	PLUG	1	<=11755			0.3	0.66
050	68311-62210	PLUG	1	>=11756	←		0.22	0.484
060	04717-03400	WASHER WITH RUBBER	1				0.018	0.0396
070	68391-62160	SUPPORT FILTER	1				1.15	2.53
080	04811-00320	O RING	1				0	0
090	06311-55040	PLUG	1				0.093	0.2046
100	04717-02150	WASHER WITH RUBBER	1				0.004	0.0088
110	68741-62210	STRAINER SUCTION	1				0.23	0.506
120	68701-62192	FILTER RETURN	1				0.44	0.968
130	68318-62120	BRACKET	1				0.9	1.98
140	01135-61020	BOLT	3				0.015	0.033
150	01133-61225	BOLT	2				0.037	0.0814
160	04015-60120	WASHER PLAIN	2				0.022	0.0484
170	01133-61230	BOLT	2				0.04	0.088
180	04015-60120	WASHER PLAIN	2				0.022	0.0484
190	68741-62170	ASSY BREATHER	1				0.128	0.2816
200	15241-05140	PLATE B/THER ELEMENT	1				0.009	0.0198
210	15296-05430	GASKET COVER NA	2				0.002	0.0044
220	15241-05670	ELEMENT BREATHER	1				0.008	0.0176
230	01053-60620	BOLT	2				0.007	0.0154
240	68351-62150	PIPE(BREATHER)	1	<=11676			0.035	0.077
240	68651-62190	PIPE(BREATHER)	1	>=11677	←		0.05	0.11
250	10244-42320	CLIP PIPE	1				0.001	0.0022
260	68311-62130	GAUGE OIL	1				0.05	0.11

CONTROL VALVE (1)

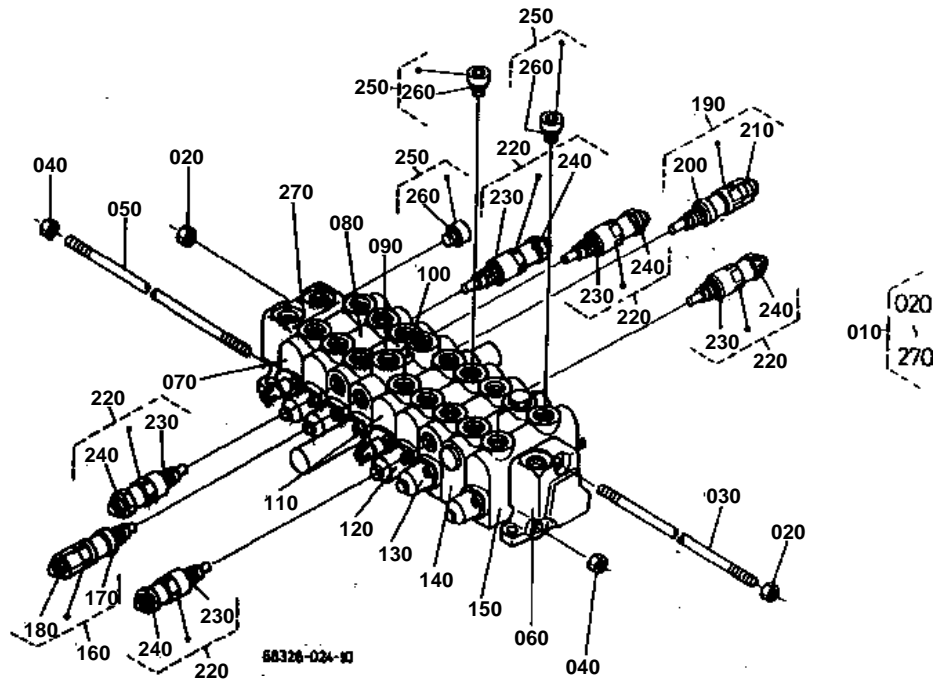


**CONTROL VALVE (1)**

↔ Interchangeable; ≠ not interchangeable; ← new for old; → old for new

REF.No	Part No.	Description	Q'ty	S.No.	I/C	REMARKS	Weight (kgf)	Weight (lb)
010	68328-61130	ASSY VALVE CONTROL	1				26.4	58.08
020	68311-61540	CUSHION	2	<=11631			0.208	0.4576
020	68151-61170	SPACER	2	>=11632	↔		0.005	0.011
030	68311-61550	CUSHION	3	<=11631			0.003	0.0066
040	68311-61560	COLLAR	3	<=11631			0.01	0.022
050	68311-61570	WASHER PLAIN	5	<=11631			0.005	0.011
060	01155-60835	BOLT	3	<=11631			0.015	0.033
060	01173-61032	BOLT	3	>=11632	≠		0.024	0.0528
070	04512-60080	WASHER SPRING	3	<=11631			0.002	0.0044
070	04512-60100	WASHER SPRING	3	>=11632	≠		0.002	0.0044
080	02552-50080	NUT	2	<=11631			0.005	0.011
080	02118-60100	NUT	2	>=11632	≠		0.006	0.0132
090	04810-00180	O RING	15				0	0
100	68311-61850	JOINT PIPE(LF-F/)	1				0.1	0.22
110	99999-99999	BLANK	0				0	0
120	68741-68430	BODY	2				0.1	0.22
130	68311-61810	JOINT PIPE(LF-F/)	1				0.29	0.638
140	68311-61820	JOINT PIPE(LF-F/)	1				0.32	0.704
150	68741-68390	BODY	3				0.085	0.187
160	68311-61860	JOINT PIPE(LF-F/)	2				0.27	0.594
170	68311-61680	JOINT PIPE(SF-F/)	2				0.375	0.825
180	68021-62440	ELBOW	2				0	0
190	68741-68390	BODY	2				0.085	0.187
200	68331-63230	ELBOW ADAPTER	1				0	0
210	68131-61740	ADAPTER	2				0.09	0.198
220	04810-00180	O RING	2				0	0
230	68761-64250	VALVE CHECK	1				0.24	0.528
240	68761-64260	VALVE CHECK	1				0.2	0.44
250	68171-76110	POPPET	1				0.015	0.033
260	68011-62750	STOPPER SPRING	1				0.003	0.0066
270	68011-62740	SPRING	1				0.001	0.0022
280	68011-62720	LINK LOCK	1				0.001	0.0022
290	68741-68410	BODY	1				0	0

CONTROL VALVE (1) (COMPONENT PARTS)



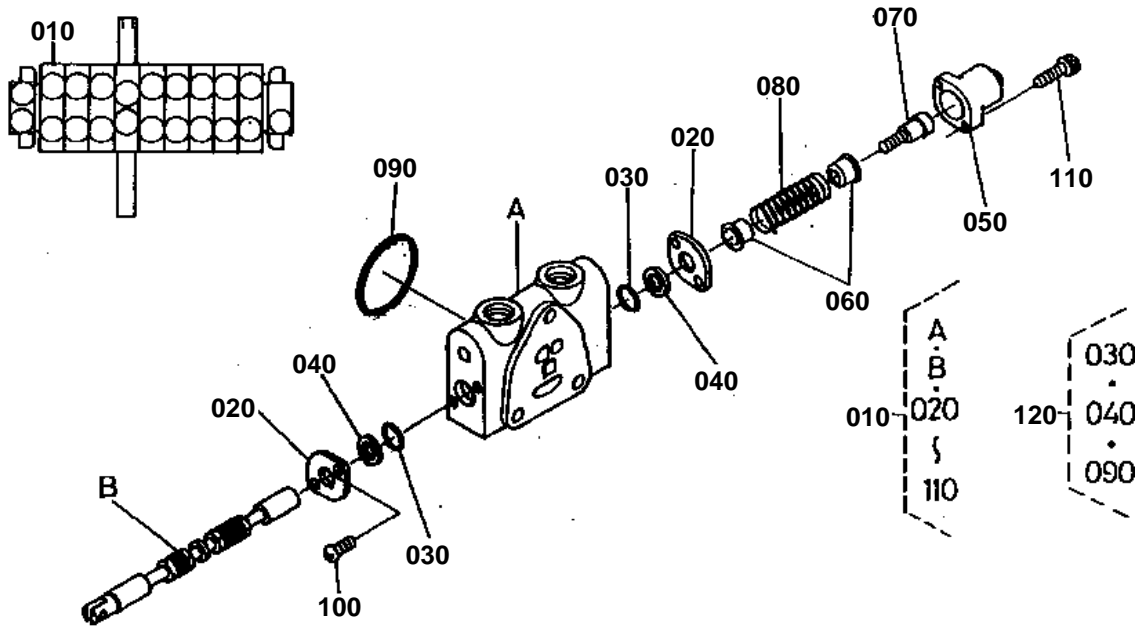


CONTROL VALVE (1) (COMPONENT PARTS)

↔ Interchangeable; ≠ not interchangeable; ← new for old; → old for new

REF.No	Part No.	Description	Q'ty	S.No.	I/C	REMARKS	Weight (kgf)	Weight (lb)
010	68328-61130	ASSY VALVE CONTROL	1				26.4	58.08
020	68021-81380	NUT	2				0.01	0.022
030	68311-69550	ROUD TIE	1				0.28	0.616
040	68021-81370	NUT	4				0.005	0.011
050	68311-69540	ROD TIE	2				0.2	0.44
060	68311-70310	ASSY VALVE OUTLET	1				0.14	0.308
070	68311-70380	ASSY VALVE SECTION	1				0	0
080	68311-70170	ASSY VALVE SECTION	1				2.47	5.434
090	68321-70160	ASSY VALVE SECTION	1				2.39	5.258
100	68311-70150	ASSY VALVE SECTION	1				2.5	5.5
110	68311-70370	ASSY VALVE SECTION	1				0	0
120	68321-70130	ASSY VALVE SECTION	1				2.35	5.17
130	68311-70120	ASSY VALVE SECTION	1				2.34	5.148
140	68311-70250	ASSY VALVE SECTION	1				2.4	5.28
150	68311-70350	ASSY VALVE SECTION	1				2.5	5.5
160	68321-69520	ASSY VALVE RELIEF	1				0.2	0.44
170	68741-70560	O RING	1				0.001	0.0022
180	04810-00100	O RING	1				0	0
190	68321-69510	ASSY VALVE RELIEF	1				0.2	0.44
200	68741-70560	O RING	1				0.001	0.0022
210	04810-00100	O RING	1				0	0
220	68321-70050	ASSY VALVE RELIEF	5				0.22	0.484
230	68741-70560	O RING	5				0.001	0.0022
240	04810-00100	O RING	5				0	0
250	68311-70520	ASSY PLUG	4				0	0
260	04810-00180	O RING	4				0	0
270	68651-70310	ASSY VALVE OUTLET	1				1.48	3.256

SPOOL SECTION (TRAVEL RH)



68328-029-11

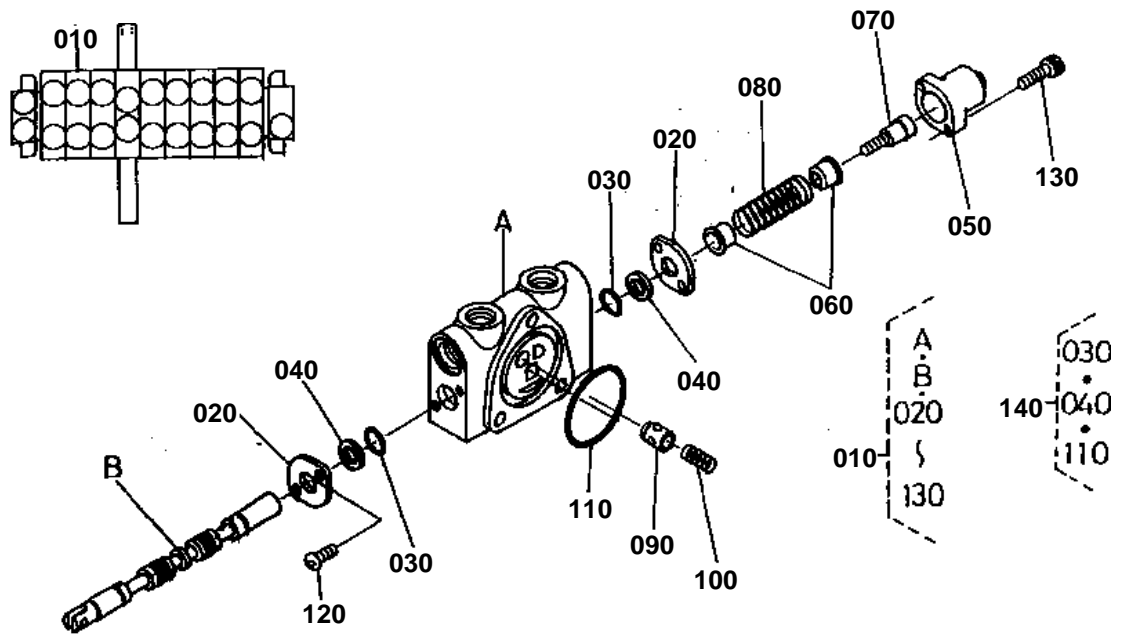


SPOOL SECTION (TRAVEL RH)

↔ Interchangeable; ≠ not interchangeable; ← new for old; → old for new

REF.No	Part No.	Description	Q'ty	S.No.	I/C	REMARKS	Weight (kgf)	Weight (lb)
010	68311-70380	ASSY VALVE SECTION	1				0	0
020	68493-70230	PLATE SEAL	2				0.02	0.044
030	68493-70240	O RING	2				0.001	0.0022
040	68493-70250	WIPER	2				0.002	0.0044
050	68493-70260	CAP	1				0.025	0.055
060	68493-70270	SEAT SPRING	2				0.005	0.011
070	68493-70280	SCREW CAP	1				0.015	0.033
080	68311-70390	SPRING	1				0.02	0.044
090	68493-70330	O RING	1				0.003	0.0066
100	69251-74060	SCREW ROUND HEAD	2				0.01	0.022
110	69251-74070	BOLT SOCKET HEAD	2				0.01	0.022
120	68311-91320	KIT SEAL	1			OPTION	0.001	0.0022

SPOOL SECTION (BOOM)



68328-030-11

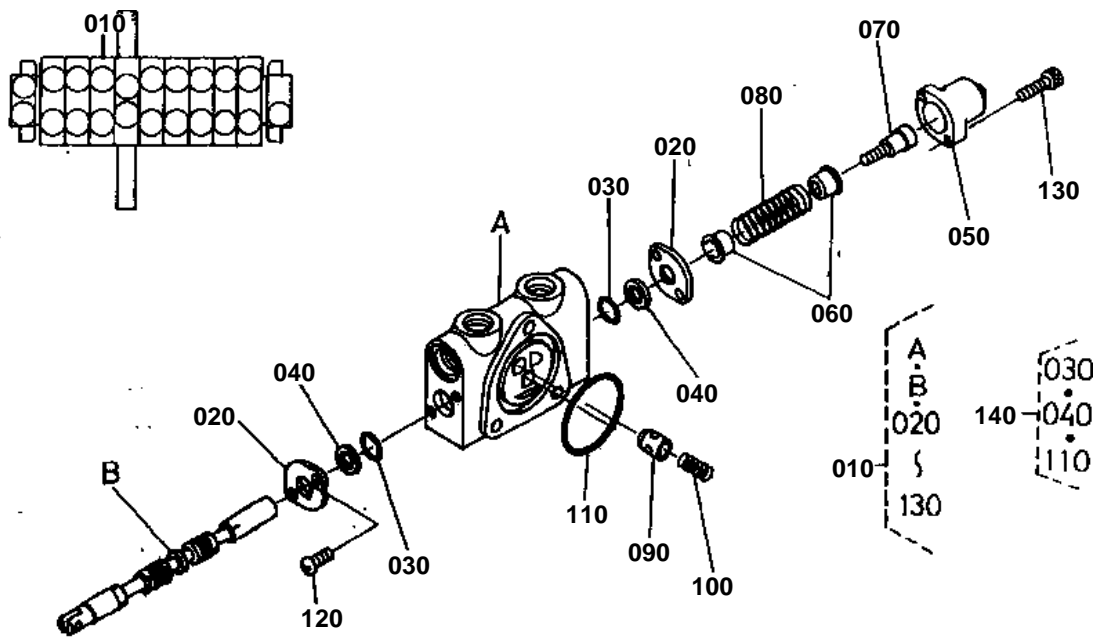


SPOOL SECTION (BOOM)

↔ Interchangeable; ≠ not interchangeable; ← new for old; → old for new

REF.No	Part No.	Description	Q'ty	S.No.	I/C	REMARKS	Weight (kgf)	Weight (lb)
010	68311-70170	ASSY VALVE SECTION	1				2.47	5.434
020	68493-70230	PLATE SEAL	2				0.02	0.044
030	68493-70240	O RING	2				0.001	0.0022
040	68493-70250	WIPER	2				0.002	0.0044
050	68493-70260	CAP	1				0.025	0.055
060	68493-70270	SEAT SPRING	2				0.005	0.011
070	68493-70280	SCREW CAP	1				0.015	0.033
080	68861-70520	SPRING	1				0.01	0.022
090	68493-70310	POPPET	1				0.01	0.022
100	68493-70320	SPRING	1				0.002	0.0044
110	68493-70330	O RING	1				0.003	0.0066
120	69251-74060	SCREW RONGD HEAD	2				0.01	0.022
130	69251-74070	BOLT SOCKET HEAD	2				0.01	0.022
140	68311-91320	KIT SEAL	1			OPTION	0.001	0.0022

SPOOL SECTION (BUCKET)



68328-031-11

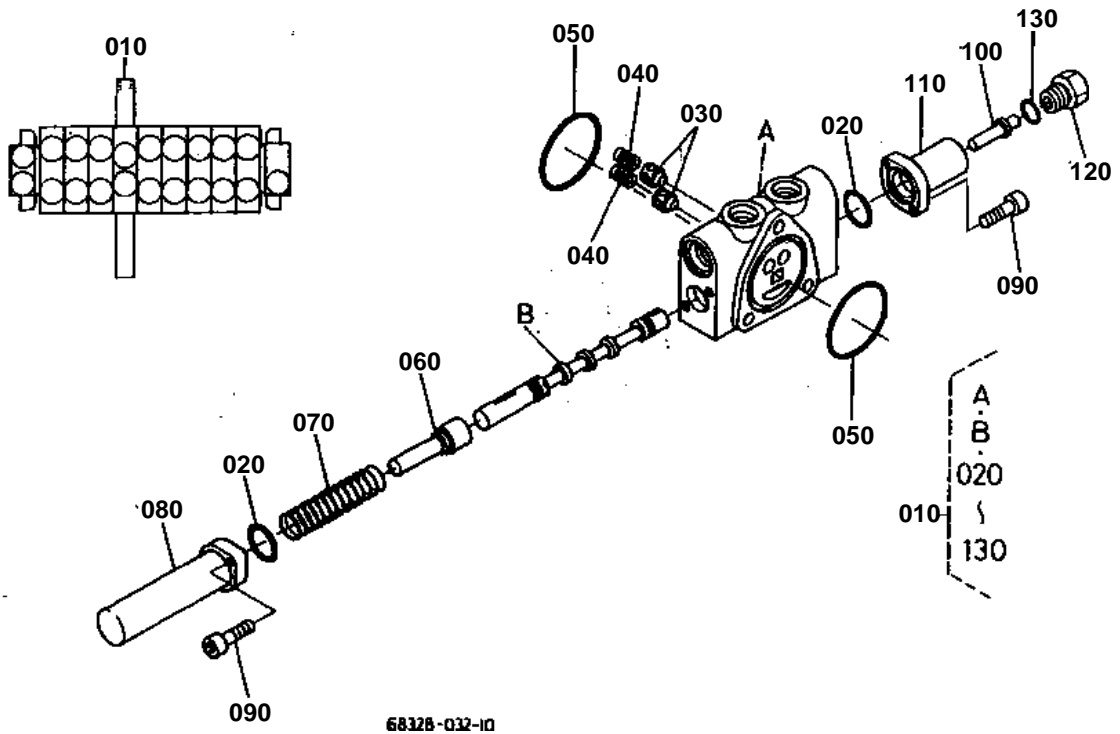


SPOOL SECTION (BUCKET)

↔ Interchangeable; ≠ not interchangeable; ← new for old; → old for new

REF.No	Part No.	Description	Q'ty	S.No.	I/C	REMARKS	Weight (kgf)	Weight (lb)
010	68321-70160	ASSY VALVE SECTION	1				2.39	5.258
020	68493-70230	PLATE SEAL	2				0.02	0.044
030	68493-70240	O RING	2				0.001	0.0022
040	68493-70250	WIPER	2				0.002	0.0044
050	68493-70260	CAP	1				0.025	0.055
060	68493-70270	SEAT SPRING	2				0.005	0.011
070	68493-70280	SCREW CAP	1				0.015	0.033
080	68861-70520	SPRING	1				0.01	0.022
090	68493-70310	POPPET	1				0.01	0.022
100	68493-70320	SPRING	1				0.002	0.0044
110	68493-70330	O RING	1				0.003	0.0066
120	69251-74060	SCREW ROUND HEAD	2				0.01	0.022
130	69251-74070	BOLT SOCKET HEAD	2				0.01	0.022
140	68311-91320	KIT SEAL	1			OPTION	0.001	0.0022

SPOOL SECTION



68328-032-10

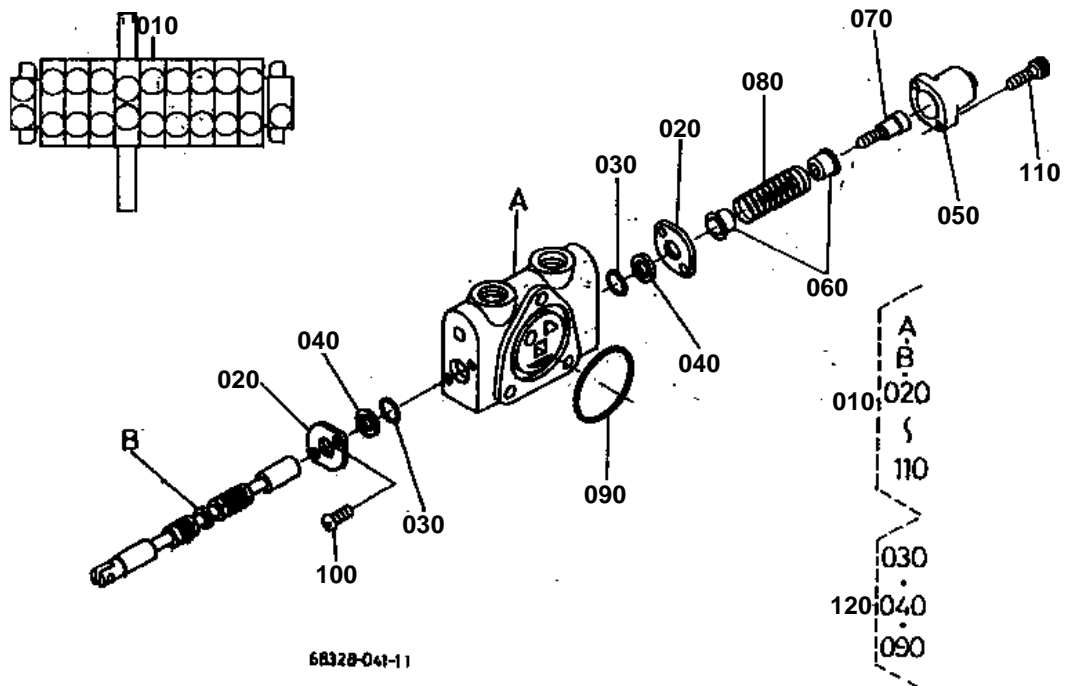


SPOOL SECTION

↔ Interchangeable; ≠ not interchangeable; ← new for old; → old for new

REF.No	Part No.	Description	Q'ty	S.No.	I/C	REMARKS	Weight (kgf)	Weight (lb)
010	68311-70150	ASSY VALVE SECTION	1				2.5	5.5
020	69251-74180	O RING	2				0.005	0.011
030	68493-70310	POPPET	2				0.01	0.022
040	68493-70320	SPRING	2				0.002	0.0044
050	68493-70330	O RING	2				0.003	0.0066
060	68311-70460	SEAT SPRING	1				0.05	0.11
070	68311-70470	SPRING	1				0.04	0.088
080	68311-70480	CAP	1				0.3	0.66
090	69251-74070	BOLT SOCKET HEAD	4				0.01	0.022
100	68191-70420	PISTON	1				0.01	0.022
110	68311-70430	CAP	1				0.2	0.44
120	68191-70440	PLUG	1				0.06	0.132
130	68841-70710	O RING	1				0.002	0.0044

SPOOL SECTION (TRAVEL LH)



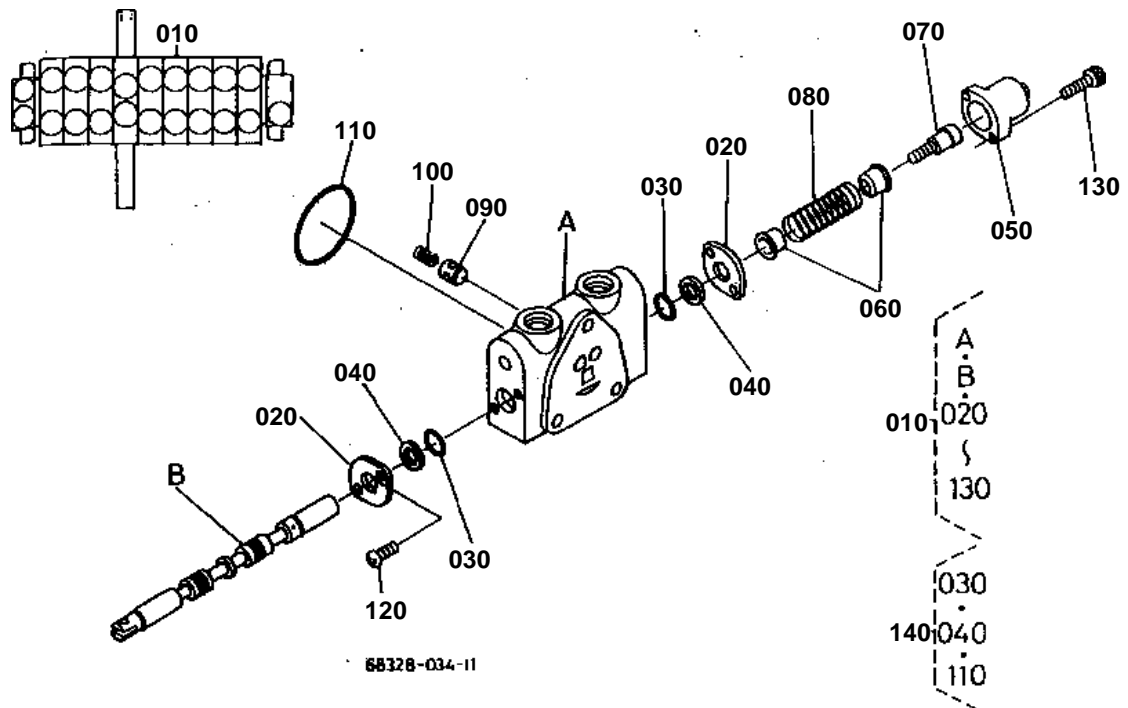


SPOOL SECTION (TRAVEL LH)

↔ Interchangeable; ≠ not interchangeable; ← new for old; → old for new

REF.No	Part No.	Description	Q'ty	S.No.	I/C	REMARKS	Weight (kgf)	Weight (lb)
010	68311-70370	ASSY VALVE SECTION	1				0	0
020	68493-70230	PLATE SEAL	2				0.02	0.044
030	68493-70240	O RING	2				0.001	0.0022
040	68493-70250	WIPER	2				0.002	0.0044
050	68493-70260	CAP	1				0.025	0.055
060	68493-70270	SEAT SPRING	2				0.005	0.011
070	68493-70280	SCREW CAP	1				0.015	0.033
080	68311-70390	SPRING	1				0.02	0.044
090	68493-70330	O RING	1				0.003	0.0066
100	69251-74060	SCREW ROUND HEAD	2				0.01	0.022
110	69251-74070	BOLT SOCKET HEAD	2				0.01	0.022
120	68311-91320	KIT SEAL	1			OPTION	0.001	0.0022

SPOOL SECTION (BOOM)



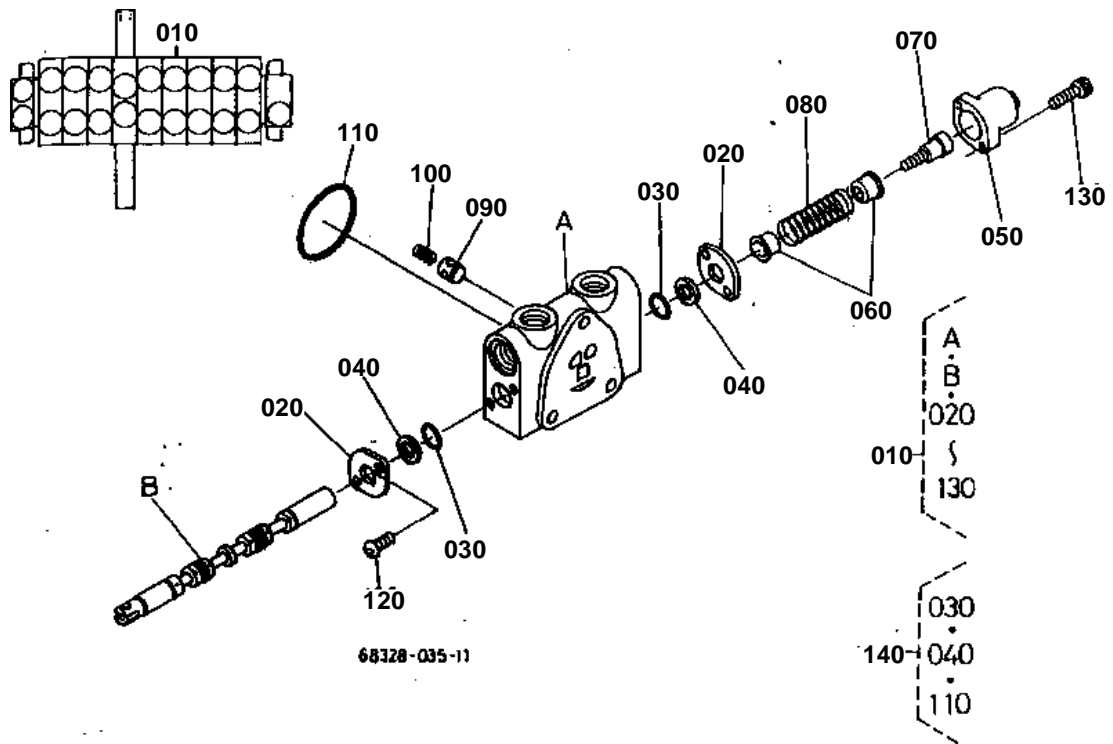


SPOOL SECTION (BOOM)

↔ Interchangeable; ≠ not interchangeable; ← new for old; → old for new

REF.No	Part No.	Description	Q'ty	S.No.	I/C	REMARKS	Weight (kgf)	Weight (lb)
010	68321-70130	ASSY VALVE SECTION	1				2.35	5.17
020	68493-70230	PLATE SEAL	2				0.02	0.044
030	68493-70240	O RING	2				0.001	0.0022
040	68493-70250	WIPER	2				0.002	0.0044
050	68493-70260	CAP	1				0.025	0.055
060	68493-70270	SEAT SPRING	2				0.005	0.011
070	68493-70280	SCREW CAP	1				0.015	0.033
080	68861-70520	SPRING	1				0.01	0.022
090	68493-70310	POPPET	1				0.01	0.022
100	68493-70320	SPRING	1				0.002	0.0044
110	68493-70330	O RING	1				0.003	0.0066
120	69251-74060	SCREW ROUND HEAD	2				0.01	0.022
130	69251-74070	BOLT SOCKET HEAD	2				0.01	0.022
140	68311-91320	KIT SEAL	1			OPTION	0.001	0.0022

SPOOL SECTION (ARM)



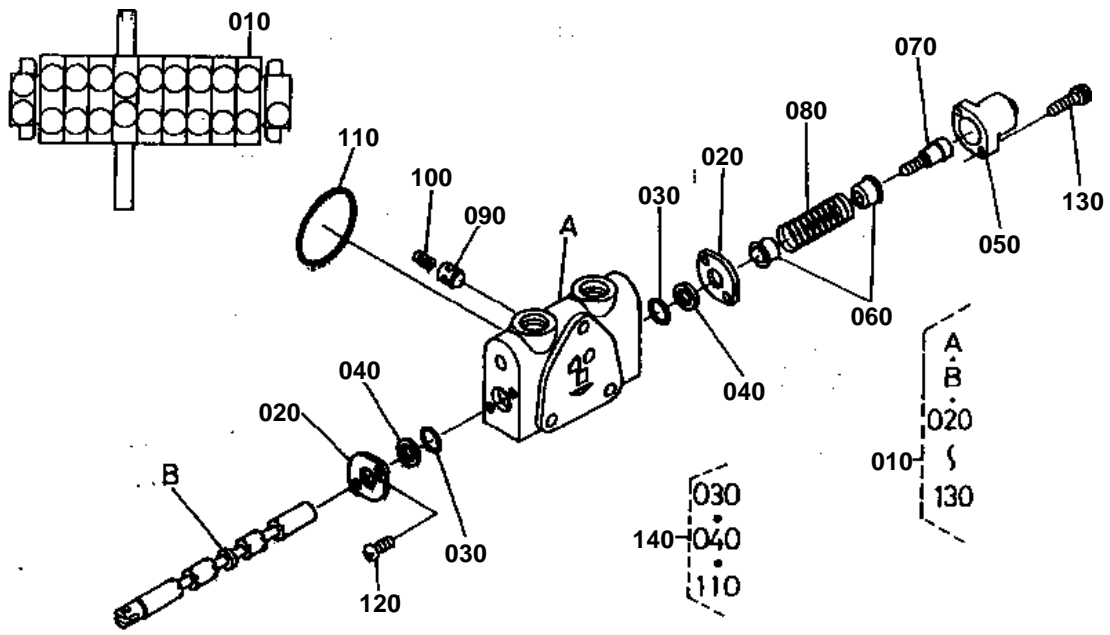


SPOOL SECTION (ARM)

↔ Interchangeable; ≠ not interchangeable; ← new for old; → old for new

REF.No	Part No.	Description	Q'ty	S.No.	I/C	REMARKS	Weight (kgf)	Weight (lb)
010	68311-70120	ASSY VALVE SECTION	1				2.34	5.148
020	68493-70230	PLATE SEAL	2				0.02	0.044
030	68493-70240	O RING	2				0.001	0.0022
040	68493-70250	WIPER	2				0.002	0.0044
050	68493-70260	CAP	1				0.025	0.055
060	68493-70270	SEAT SPRING	2				0.005	0.011
070	68493-70280	SCREW CAP	1				0.015	0.033
080	68861-70520	SPRING	1				0.01	0.022
090	68493-70310	POPPET	1				0.01	0.022
100	68493-70320	SPRING	1				0.002	0.0044
110	68493-70330	O RING	1				0.003	0.0066
120	69251-74060	SCREW ROUND HEAD	2				0.01	0.022
130	69251-74070	BOLT SOCKET HEAD	2				0.01	0.022
140	68311-91320	KIT SEAL	1			OPTION	0.001	0.0022

SPOOL SECTION (S/P)



68328-036-11

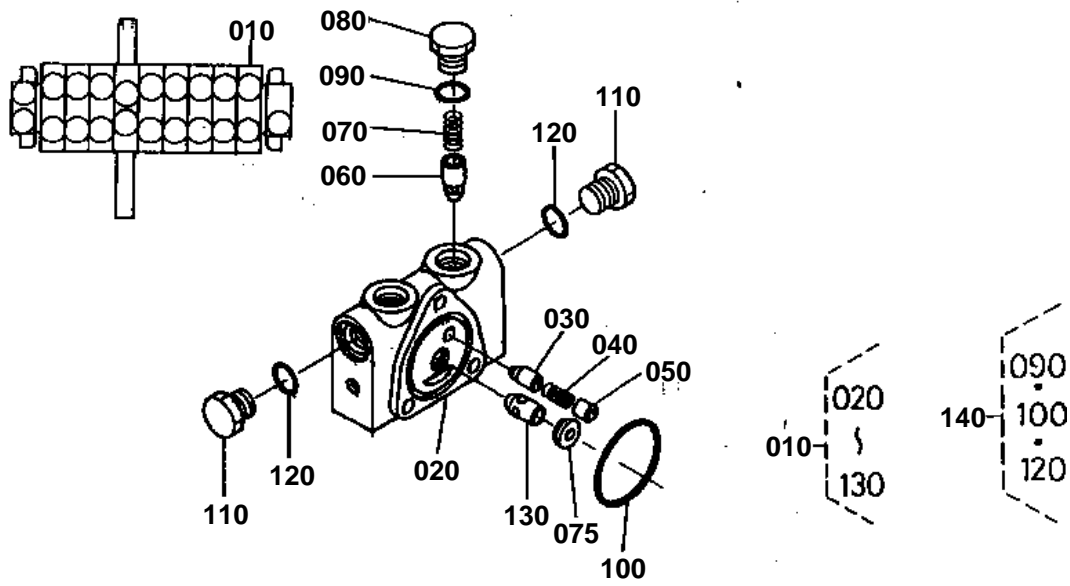


SPOOL SECTION (S/P)

↔ Interchangeable; ≠ not interchangeable; ← new for old; → old for new

REF.No	Part No.	Description	Q'ty	S.No.	I/C	REMARKS	Weight (kgf)	Weight (lb)
010	68311-70350	ASSY VALVE SECTION	1				2.5	5.5
020	68493-70230	PLATE SEAL	2				0.02	0.044
030	68493-70240	O RING	2				0.001	0.0022
040	68493-70250	WIPER	2				0.002	0.0044
050	68493-70260	CAP	1				0.025	0.055
060	68493-70270	SEAT SPRING	2				0.005	0.011
070	68493-70280	SCREW CAP	1				0.015	0.033
080	68861-70520	SPRING	1				0.01	0.022
090	68493-70310	POPPET	1				0.01	0.022
100	68493-70320	SPRING	1				0.002	0.0044
110	68493-70330	O RING	1				0.003	0.0066
120	69251-74060	SCREW ROUND HEAD	2				0.01	0.022
130	69251-74070	BOLT SOCKET HEAD	2				0.01	0.022
140	68311-91320	KIT SEAL	1			OPTION	0.001	0.0022

SPACER SECTION



68328-037-11

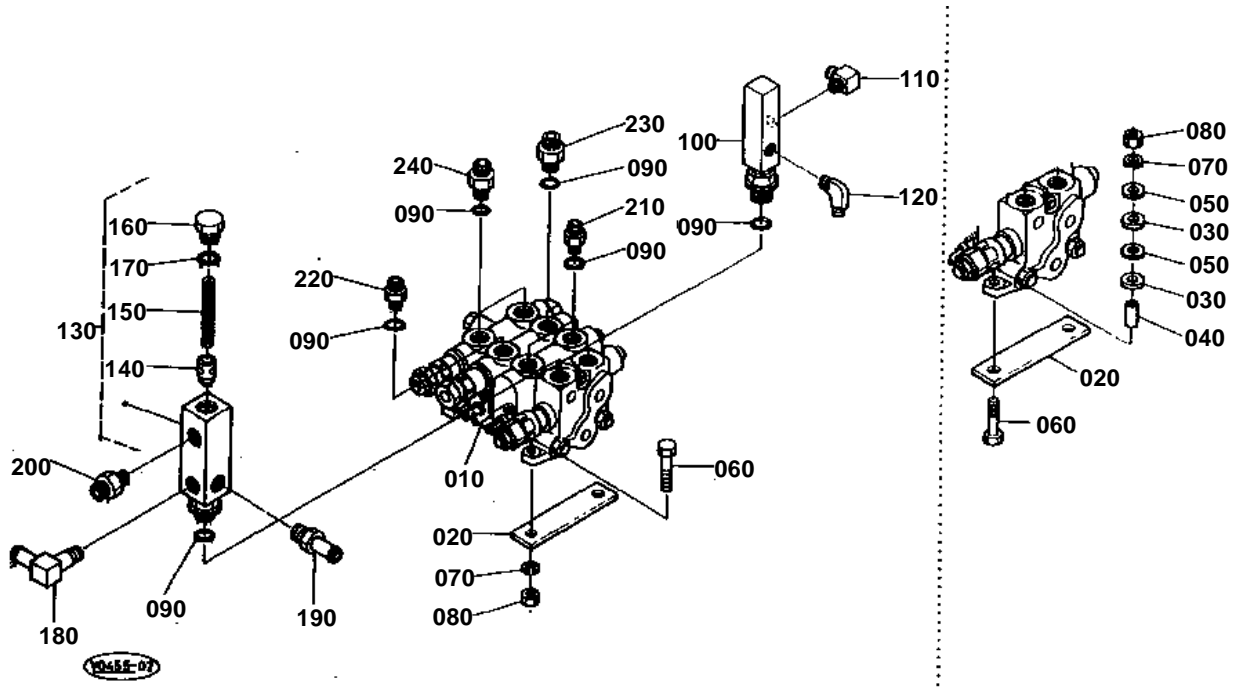


SPACER SECTION

↔ Interchangeable; ≠ not interchangeable; ← new for old; → old for new

REF.No	Part No.	Description	Q'ty	S.No.	I/C	REMARKS	Weight (kgf)	Weight (lb)
010	68311-70250	ASSY SECTION SPACER	1				2.4	5.28
020	68493-70610	SPACER	1				0	0
030	68493-70620	VALVE	1				0.01	0.022
040	68493-70630	SPRING	1				0.002	0.0044
050	68493-70640	SPACER	1				0.005	0.011
060	68493-70650	VALVE	1				0.014	0.0308
070	68493-70660	SPRING	1				0.001	0.0022
075	68311-70880	SPACER	1				0.012	0.0264
080	68493-70680	PLUG	1				0.05	0.11
090	04810-01800	O RING	1				0	0
100	68493-70330	O RING	1				0.003	0.0066
110	68493-70690	PLUG	2				0.05	0.11
120	68741-70560	O RING	2				0.001	0.0022
130	68493-70710	POPPET	1				0.014	0.0308
140	68311-91330	KIT SEAL	1			OPTION	0.001	0.0022

CONTROL VALVE (3)



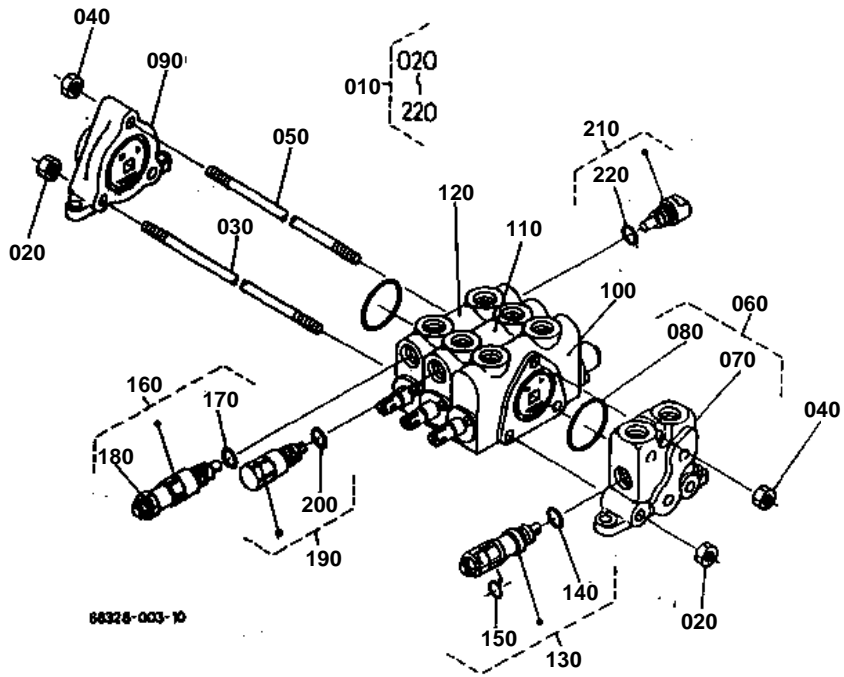


CONTROL VALVE (3)

↔ Interchangeable; ≠ not interchangeable; ← new for old; → old for new

REF.No	Part No.	Description	Q'ty	S.No.	I/C	REMARKS	Weight (kgf)	Weight (lb)
010	68391-61152	ASSY VALVE CONTROL	1				10.7	23.54
020	68311-61540	CUSHION	2	<=11631			0.208	0.4576
020	68151-61170	SPACER	2	>=11632	↔		0.005	0.011
030	68311-61550	CUSHION	3	<=11631			0.003	0.0066
040	68311-61560	COLLAR	3	<=11631			0.01	0.022
050	68311-61570	WASHER PLAIN	5	<=11631			0.005	0.011
060	01155-60835	BOLT	3	<=11631			0.015	0.033
060	01173-61032	BOLT	3	>=11632	≠		0.024	0.0528
070	04512-60080	WASHER SPRING	3	<=11631			0.002	0.0044
070	04512-60100	WASHER SPRING	3	>=11632	≠		0.002	0.0044
080	02552-50080	NUT	2	<=11631			0.005	0.011
080	02118-60100	NUT	2	>=11632	≠		0.006	0.0132
090	04810-00180	O RING	8				0	0
100	68391-68180	JOINT PIPE(TF/-T/)	1				0.58	1.276
110	68021-62440	ELBOW	1				0	0
120	68171-76440	ADAPTER	1				0.03	0.066
130	68311-64213	ASSY VALVE CHECK	1				1.13	2.486
140	68311-64230	POPPET	1				0.02	0.044
150	68311-64330	SPRING	1				0.02	0.044
160	68311-64250	PLUG	1				0.08	0.176
170	04810-00180	O RING	1				0	0
180	68841-63580	ADAPTER	1				0.135	0.297
190	68651-64280	ADAPTER	1				0.07	0.154
200	68241-64130	BODY	1				0.08	0.176
210	68741-68390	BODY	2				0.085	0.187
220	68499-68710	ADAPTER	1				0.08	0.176
230	68541-68750	ADAPTER	1				0.08	0.176
240	68741-68390	BODY	2				0.085	0.187

CONTROL VALVE (3) (COMPONENT PARTS)



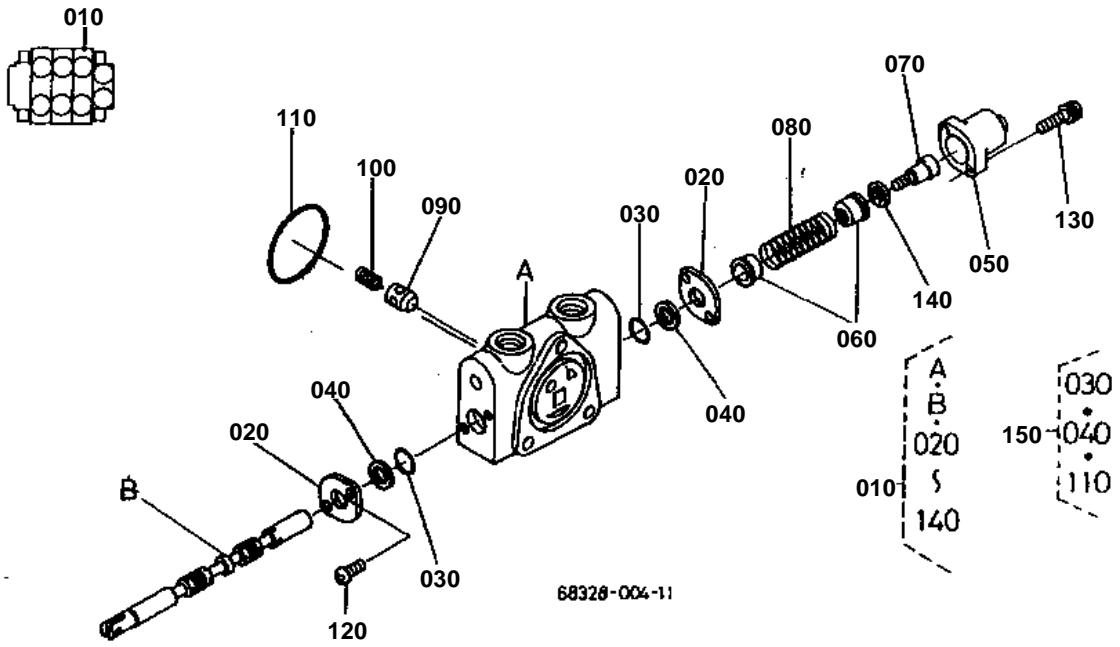


CONTROL VALVE (3) (COMPONENT PARTS)

↔ Interchangeable; ≠ not interchangeable; ← new for old; → old for new

REF.No	Part No.	Description	Q'ty	S.No.	I/C	REMARKS	Weight (kgf)	Weight (lb)
010	68391-61152	ASSY VALVE CONTROL	1				10.7	23.54
020	68021-81370	NUT	4				0.005	0.011
030	68131-65230	ROD TIE	2				0.075	0.165
040	68021-81380	NUT	2				0.01	0.022
050	68131-65220	ROD TIE	1				0.117	0.2574
060	68761-70210	ASSY SECTION INLET	1				1.5	3.3
070	68761-70510	HOUSING INLET	1				1.47	3.234
080	68021-81330	O RING	1				0.003	0.0066
090	68131-65020	OUTLET SECTION ASSY	1				1.15	2.53
100	68391-70210	ASSY VALVE SECTION	1				2.4	5.28
110	68311-70230	ASSY VALVE SECTION	1				2.35	5.17
120	68311-70220	ASSY VALVE SECTION	1				2.25	4.95
130	68391-70010	ASSY VALVE RELIEF	1				0.23	0.506
140	68741-70560	O RING	1				0.001	0.0022
150	04810-01000	O RING	1				0.01	0.022
160	68391-70050	ASSY VALVE RELIEF	1				0.21	0.462
170	68741-70560	O RING	1				0.001	0.0022
180	04810-00100	O RING	1				0	0
190	68311-70210	ASSY VALVE	1				0.155	0.341
200	68741-70560	O RING	1				0.001	0.0022
210	68171-61360	VALVE	1				0.08	0.176
220	68389-96110	O RING	1				0.001	0.0022

SPOOL SECTION (SWIVEL)



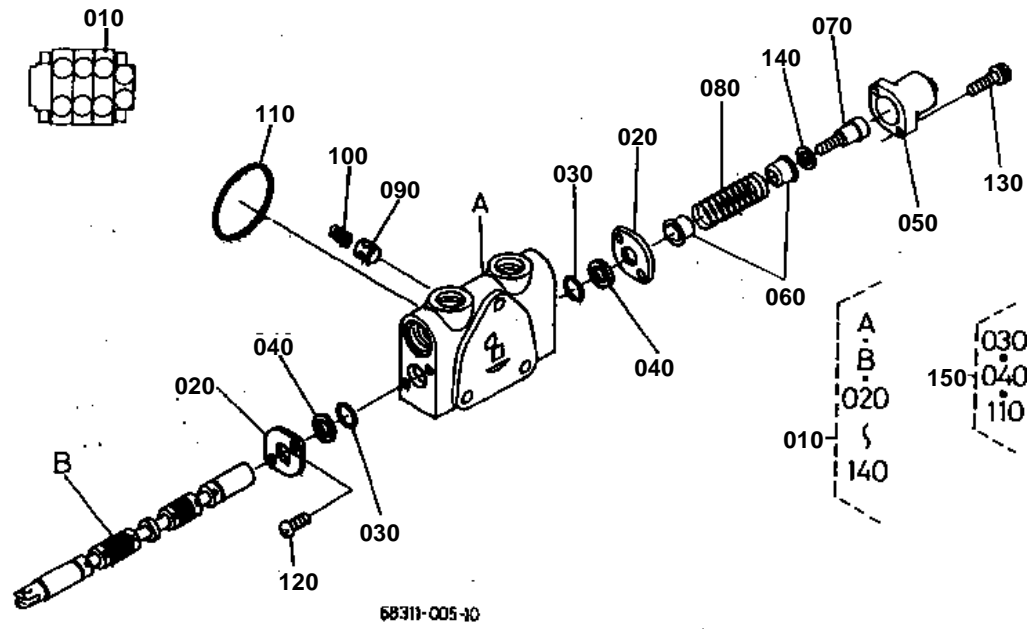


SPOOL SECTION (SWIVEL)

↔ Interchangeable; ≠ not interchangeable; ← new for old; → old for new

REF.No	Part No.	Description	Q'ty	S.No.	I/C	REMARKS	Weight (kgf)	Weight (lb)
010	68391-70210	ASSY VALVE SECTION	1				2.4	5.28
020	68493-70230	PLATE SEAL	2				0.02	0.044
030	68493-70240	O RING	2				0.001	0.0022
040	68493-70250	WIPER	2				0.002	0.0044
050	68493-70260	CAP	1				0.025	0.055
060	68493-70270	SEAT SPRING	2				0.005	0.011
070	68493-70280	SCREW CAP	1				0.015	0.033
080	68861-70520	SPRING	1				0.01	0.022
090	68493-70310	POPPET	1				0.01	0.022
100	68493-70320	SPRING	1				0.002	0.0044
110	68493-70330	O RING	1				0.003	0.0066
120	69251-74060	SCREW ROUND HEAD	2				0.01	0.022
130	69251-74070	BOLT SOCKET HEAD	2				0.01	0.022
140	68311-70840	WASHER	1				0.005	0.011
150	68311-91320	KIT SEAL	1			OPTION	0.001	0.0022

SPOOL SECTION (SWING)



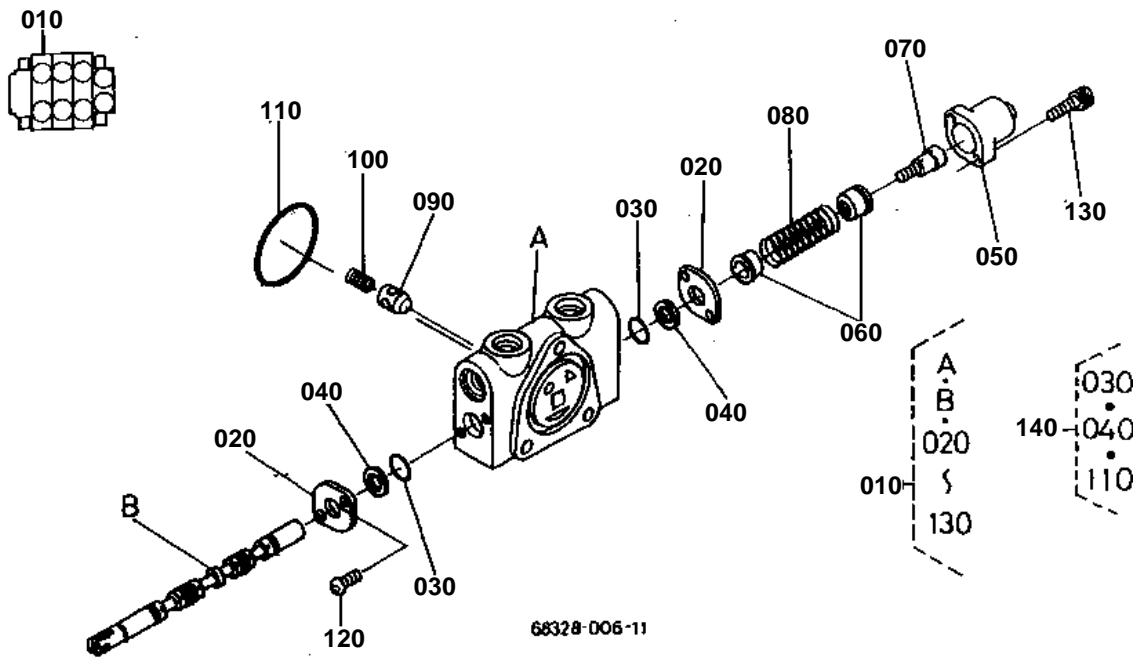


SPOOL SECTION (SWING)

↔ Interchangeable; ≠ not interchangeable; ← new for old; → old for new

REF.No	Part No.	Description	Q'ty	S.No.	I/C	REMARKS	Weight (kgf)	Weight (lb)
010	68311-70230	ASSY VALVE SECTION	1				2.35	5.17
020	68493-70230	PLATE SEAL	2				0.02	0.044
030	68493-70240	O RING	2				0.001	0.0022
040	68493-70250	WIPER	2				0.002	0.0044
050	68493-70260	CAP	1				0.025	0.055
060	68493-70270	SEAT SPRING	2				0.005	0.011
070	68493-70280	SCREW CAP	1				0.015	0.033
080	68861-70520	SPRING	1				0.01	0.022
090	68493-70310	POPPET	1				0.01	0.022
100	68493-70320	SPRING	1				0.002	0.0044
110	68493-70330	O RING	1				0.003	0.0066
120	69251-74060	SCREW ROUND HEAD	2				0.01	0.022
130	69251-74070	BOLT SOCKET HEAD	2				0.01	0.022
140	68311-70840	WASHER	1				0.005	0.011
150	68311-91320	KIT SEAL	1			OPTION	0.001	0.0022

SPOOL SECTION (BLADE)



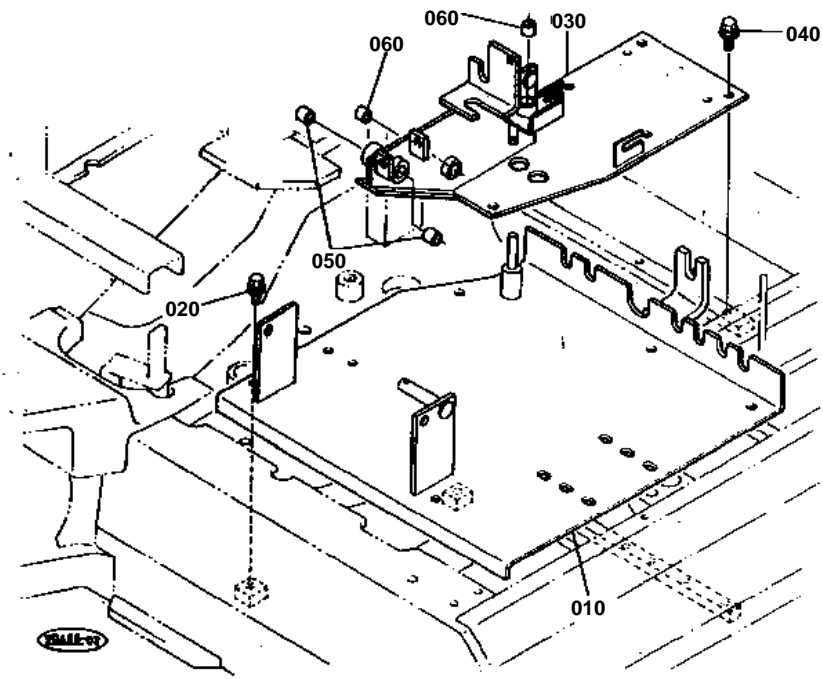


SPOOL SECTION (BLADE)

↔ Interchangeable; ≠ not interchangeable; ← new for old; → old for new

REF.No	Part No.	Description	Q'ty	S.No.	I/C	REMARKS	Weight (kgf)	Weight (lb)
010	68311-70220	ASSY VALVE SECTION	1				2.25	4.95
020	68493-70230	PLATE SEAL	2				0.02	0.044
030	68493-70240	O RING	2				0.001	0.0022
040	68493-70250	WIPER	2				0.002	0.0044
050	68493-70260	CAP	1				0.025	0.055
060	68493-70270	SEAT SPRING	2				0.005	0.011
070	68493-70280	SCREW CAP	1				0.015	0.033
080	68311-70390	SPRING SPOOL	1				0.02	0.044
090	68493-70310	POPPET	1				0.01	0.022
100	68493-70320	SPRING	1				0.002	0.0044
110	68493-70330	O RING	1				0.003	0.0066
120	69251-74060	SCREW ROND HEAD	2				0.01	0.022
130	69251-74070	BOLT SOCKET GEAD	2				0.01	0.022
140	68311-91320	KIT SEAL	1			OPTION	0.001	0.0022

CONTROL LEVER (FRAME)



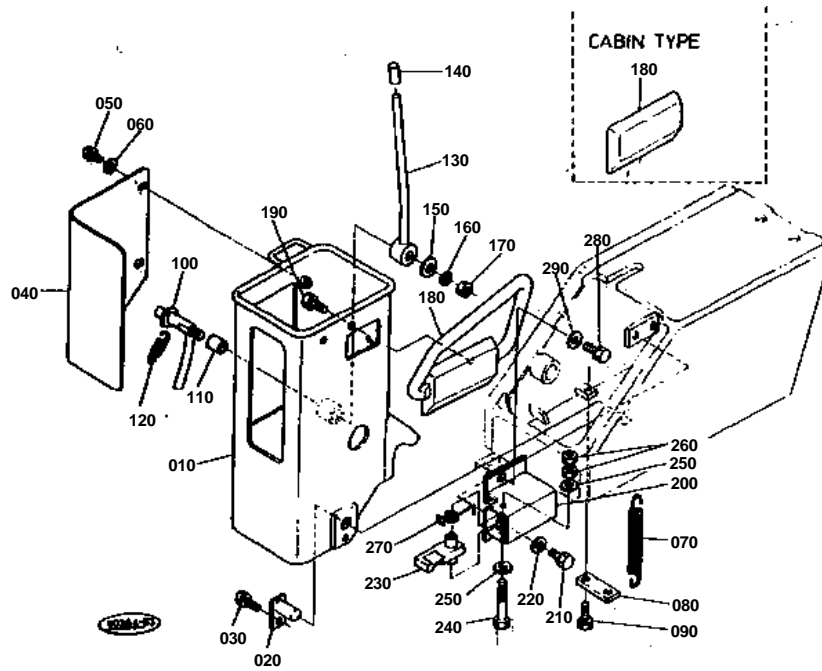


CONTROL LEVER (FRAME)

↔ Interchangeable; ≠ not interchangeable; ← new for old; → old for new

REF.No	Part No.	Description	Q'ty	S.No.	I/C	REMARKS	Weight (kgf)	Weight (lb)
010	68391-65110	BRACKET	1	<=11631			10.5	23.1
010	68391-65112	BRACKET	1	>=11632	≠		0	0
020	01135-61020	BOLT	5				0.015	0.033
030	68311-65120	BRACKET	1				4.32	9.504
040	01135-61020	BOLT	4				0.015	0.033
050	08511-01615	BUSH	2				0.01	0.022
060	08511-01220	BUSH	2				0.004	0.0088

CONTROL LEVER (BOX LH)



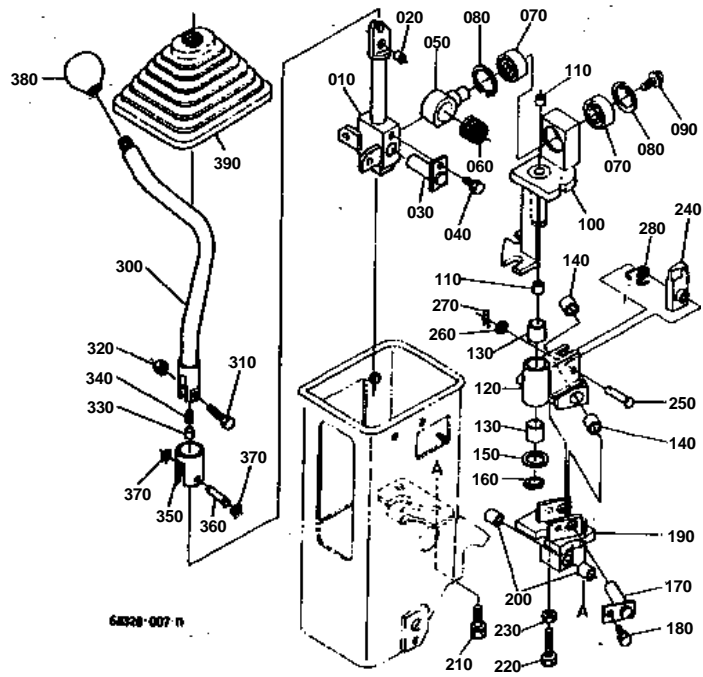


CONTROL LEVER (BOX LH)

↔ Interchangeable; ≠ not interchangeable; ← new for old; → old for new

REF.No	Part No.	Description	Q'ty	S.No.	I/C	REMARKS	Weight (kgf)	Weight (lb)
010	68311-44233	BOX LH	1				3.56	7.832
020	68311-44240	PIN	2				0.07	0.154
030	01123-60816	BOLT	2				0.01	0.022
040	68311-44220	COVER LH	1				0.402	0.8844
050	03004-60612	SCREW WITH WASHER	2				0.005	0.011
060	04013-60060	WASHER PLAIN	2				0.001	0.0022
070	68311-44260	SPRING	1				0.06	0.132
080	68311-44330	STOPPER	1				0.04	0.088
090	01123-60820	BOLT	1				0.015	0.033
100	68311-44252	LEVER TILT LH	1				0.215	0.473
110	08511-01420	BUSH	1				0.007	0.0154
120	68311-44270	SPRING	1				0.01	0.022
130	68311-44280	LEVER TILT	1				0.18	0.396
140	68311-44290	CAP	1				0.01	0.022
150	04013-60100	WASHER PLAIN	1				0.003	0.0066
160	04512-60100	WASHER SPRING	1				0.002	0.0044
170	02118-06100	NUT	1				0	0
180	68311-44485	RAIL HAND	1			CANOPY TYPE	0.54	1.188
180	68311-44490	COVER	1			CABIN TYPE	0.14	0.308
190	01123-60816	BOLT	2				0.01	0.022
200	68311-44310	BRACKET LH	1				0.5	1.1
210	01133-61016	BOLT	2				0.018	0.0396
220	04013-60100	WASHER PLAIN	2				0.003	0.0066
230	68311-44320	LEVER LOCK	1				0.11	0.242
240	68311-44380	BOLT	1				0.03	0.066
250	04013-60080	WASHER PLAIN	2				0.002	0.0044
260	02114-60080	NUT	2				0.002	0.0044
270	68311-44430	SPRING	1				0.005	0.011
280	01133-61035	BOLT	1				0.027	0.0594
290	04015-60100	WASHER PLAIN	1				0.015	0.033

CONTROL LEVER (LEVER LH-1)

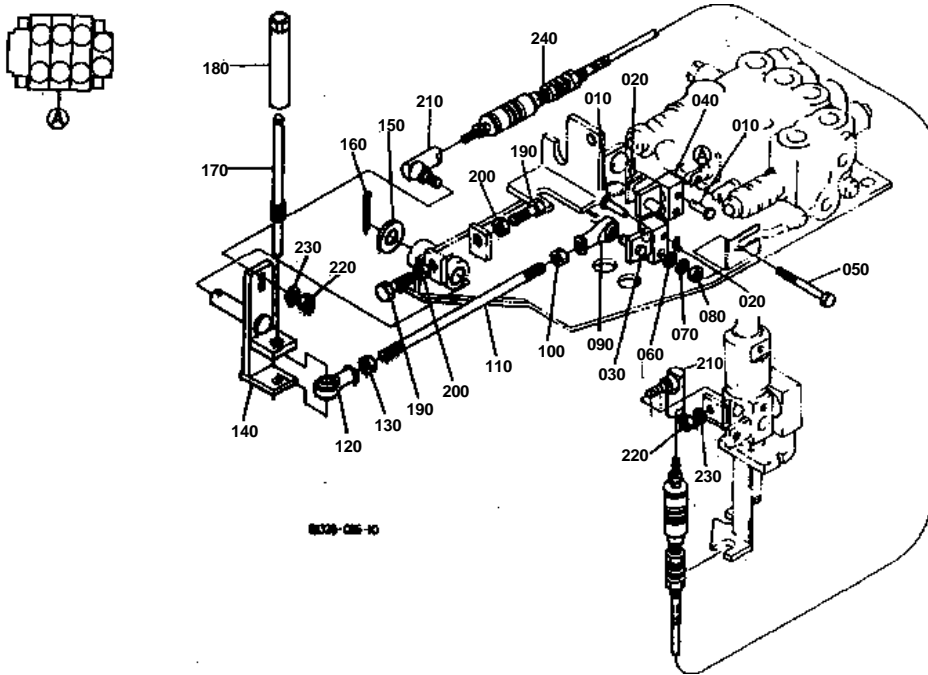


**CONTROL LEVER (LEVER LH-1)**

↔ Interchangeable; ≠ not interchangeable; ← new for old; → old for new

REF.No	Part No.	Description	Q'ty	S.No.	I/C	REMARKS	Weight (kgf)	Weight (lb)
010	68198-65240	LEVER LH	1				0.42	0.924
020	08511-00810	BUSH	1				0.003	0.0066
030	68311-65250	PIN	1				0.1	0.22
040	01023-60612	BOLT	1				0.008	0.0176
050	68311-65260	PIN	1				0.14	0.308
060	68748-65550	BEARING NEEDLE	1				0.03	0.066
070	08141-06002	BEARING BALL	2				0.029	0.0638
080	04611-00320	CIR CLIP INTERNAL	2				0.002	0.0044
090	01125-60816	BOLT	1				0.01	0.022
100	68311-65270	BRACKET LH	1				0.71	1.562
110	08511-01020	BUSH	2				0.005	0.011
120	68311-65360	BRACKET LH	1				0.6	1.32
130	08511-02010	BUSH	2				0.01	0.022
140	08511-01510	BUSH	2				0.005	0.011
150	68311-65370	WASHER	1				0.01	0.022
160	04612-00200	CIR CLIP EXTERNAL	1				0.001	0.0022
170	68311-65380	PIN	1				0.1	0.22
180	01023-60612	BOLT	1				0.008	0.0176
190	68311-65390	BRACKET LH	1				0.42	0.924
200	08511-01410	BUSH	2				0.005	0.011
210	01133-61016	BOLT	3				0.018	0.0396
220	01173-61030	BOLT	1				0.022	0.0484
230	02118-60100	NUT	1				0.006	0.0132
240	68311-65280	LOCK	1				0.09	0.198
250	05122-50835	PIN JOINT	1				0.015	0.033
260	04013-60080	WASHER PLAIN	1				0.002	0.0044
270	05525-50800	PIN SNAP	1				0.001	0.0022
280	68311-44430	SPRING	1				0.005	0.011
290	99999-99999	BLANK	0				0	0
300	68328-65310	LEVER LH	1			CANOPY TYPE	0.32	0.704
300	68329-65310	LEVER LH	1			CABIN TYPE	0.345	0.759
310	68641-65330	BOLT	1				0.015	0.033
320	02112-60080	NUT	1				0.005	0.011
330	68198-65490	PIN LOCK	1				0.003	0.0066
340	68641-65484	SPRING	1				0.002	0.0044
350	68641-65463	COLLAR	1				0.025	0.055
360	68641-65340	PIN LOCK	1				0.01	0.022
370	04613-00050	CIR CLIP EXTERNAL	2				0	0
380	68721-65270	GRIP	1				0.04	0.088
390	68311-65350	BELLOWS	1				0.2	0.44

CONTROL LEVER (LEVER LH-2)



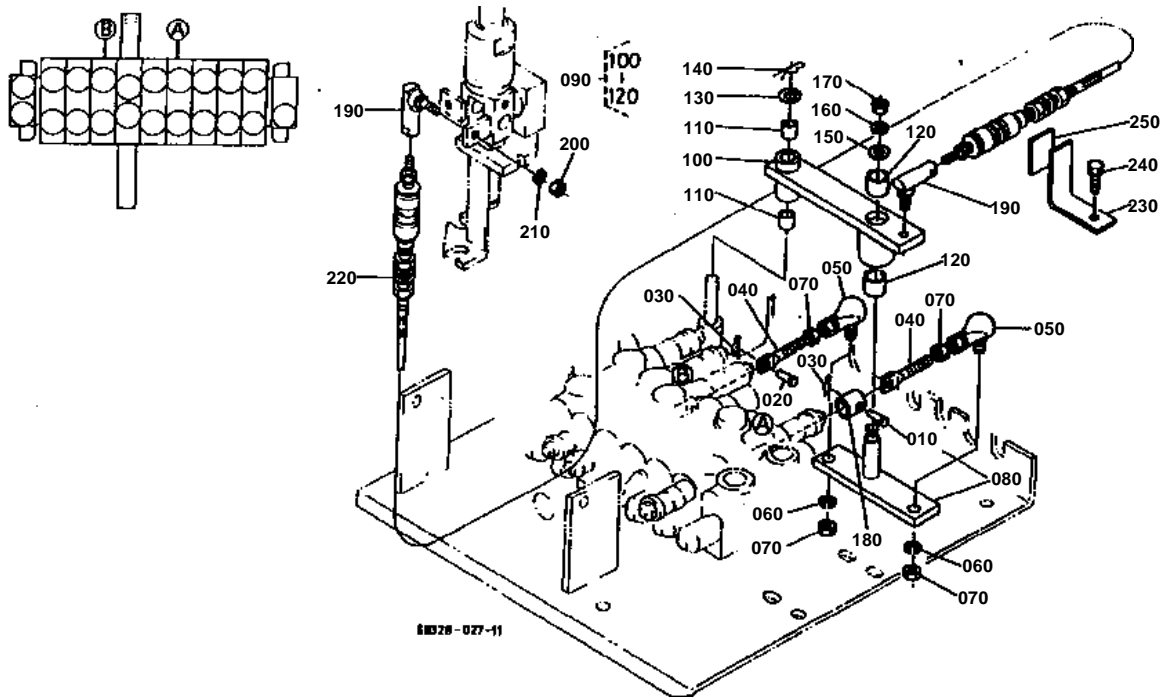


CONTROL LEVER (LEVER LH-2)

↔ Interchangeable; ≠ not interchangeable; ← new for old; → old for new

REF.No	Part No.	Description	Q'ty	S.No.	I/C	REMARKS	Weight (kgf)	Weight (lb)
010	68161-65362	PIN JOINT	2				0.001	0.0022
020	05525-50500	PIN SNAP	2				0	0
030	68311-65620	ADAPTER	1				0.13	0.286
040	68311-65630	ADAPTER	1				0.08	0.176
050	01155-60870	BOLT	2				0.03	0.066
060	04013-60080	WASHER PLAIN	2				0.002	0.0044
070	04512-60080	WASHER SPRING	2				0.002	0.0044
080	02114-60080	NUT	2				0.002	0.0044
090	68731-65250	JOINT	1				0.067	0.1474
100	68731-65240	NUT	1				0.01	0.022
110	68311-65910	ROD	1				0.11	0.242
120	68551-33250	JOINT	1				0.067	0.1474
130	02114-60100	NUT	1				0.008	0.0176
140	68311-65920	LEVER	1				0.39	0.858
150	04011-50160	WASHER PLAIN	1				0	0
160	05511-50425	PIN SPLIT	1				0.003	0.0066
170	68311-65930	BOLT ADJUSTING	1				0.11	0.242
180	68311-65940	NUT	1				0.13	0.286
190	68311-65090	BOLT	2				0.03	0.066
200	02116-60100	NUT	2				0.004	0.0088
210	68311-65230	JOINT UNIVERSAL	2				0.06	0.132
220	02114-60080	NUT	2				0.002	0.0044
230	04512-60080	WASHER SPRING	2				0.002	0.0044
240	68391-65560	CABLE	1				0.89	1.958

CONTROL LEVER (LEVER LH-3)

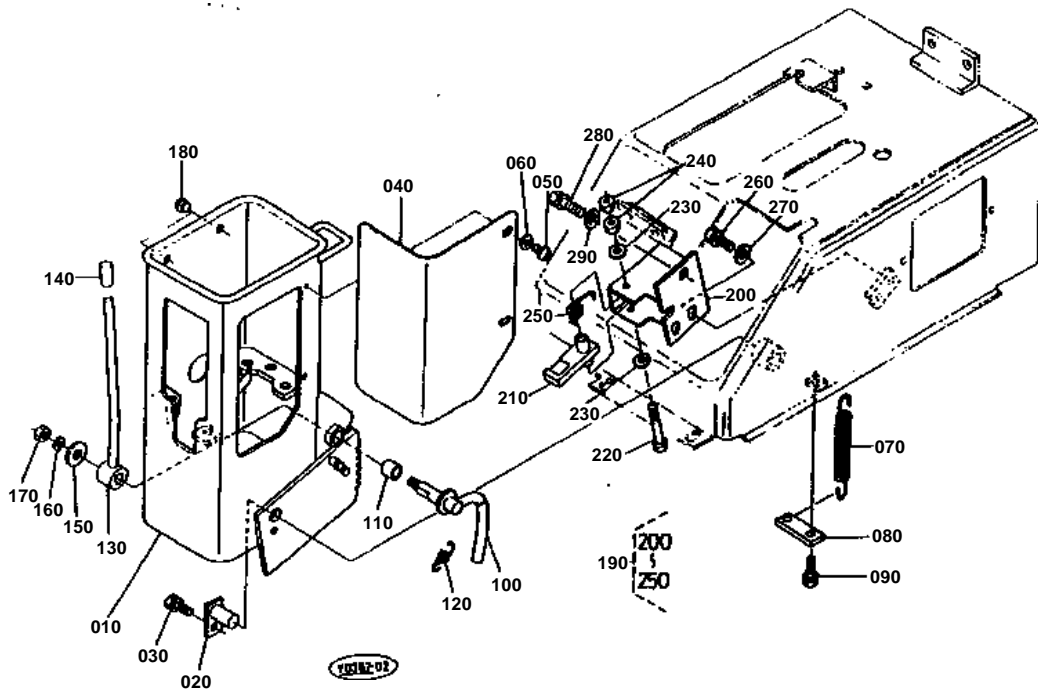


**CONTROL LEVER (LEVER LH-3)**

↔ Interchangeable; ≠ not interchangeable; ← new for old; → old for new

REF.No	Part No.	Description	Q'ty	S.No.	I/C	REMARKS	Weight (kgf)	Weight (lb)
010	68161-65362	PIN JOINT	1				0.001	0.0022
020	68021-32790	PIN	1				0.004	0.0088
030	05525-50500	PIN SNAP	2				0	0
040	68711-65310	ROD CONTROL	2				0.025	0.055
050	52300-75170	BALL LINK	2				0.1	0.22
060	04512-60100	WASHER SPRING	2				0.002	0.0044
070	02118-60100	NUT	4				0.006	0.0132
080	68311-65040	LINK	1				0.36	0.792
090	68311-65050	ASSY LINK	1				0.56	1.232
100	68311-65060	LINK	1				0	0
110	08511-01210	BUSH	2				0.005	0.011
120	08511-01520	BUSH	2				0.008	0.0176
130	04013-60120	WASHER PLAIN	1				0.01	0.022
140	05515-51200	PIN SNAP	1				0	0
150	04013-60100	WASHER PLAIN	1				0.003	0.0066
160	04512-60100	WASHER SPRING	1				0.002	0.0044
170	02118-60100	NUT	1				0.006	0.0132
180	68311-65030	COLLAR	1				0.025	0.055
190	68311-65230	JOINT UNIVERSAL	2				0.06	0.132
200	02114-60080	NUT	2				0.002	0.0044
210	04512-60080	WASHER SPRING	2				0.002	0.0044
220	68328-65130	CABLE	1				0.86	1.892
230	68391-41810	BRACKET	1	≧11632			0.16	0.352
240	01133-61020	BOLT	1	≧11632			0.02	0.044
250	68391-41820	CUSHION	1	≧11632			0.01	0.022

CONTROL LEVER (BOX RH)



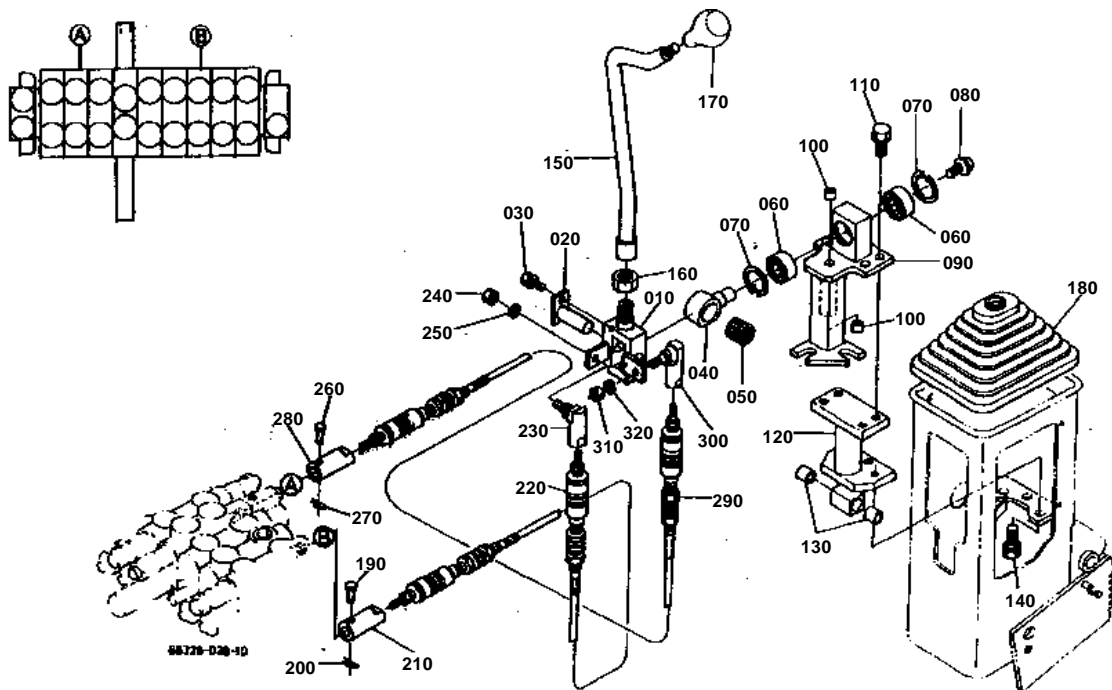


CONTROL LEVER (BOX RH)

↔ Interchangeable; ≠ not interchangeable; ← new for old; → old for new

REF.No	Part No.	Description	Q'ty	S.No.	I/C	REMARKS	Weight (kgf)	Weight (lb)
010	68311-44413	BOX RH	1				3.72	8.184
020	68311-44240	PIN	2				0.07	0.154
030	01123-60816	BOLT	2				0.01	0.022
040	68311-44440	COVER RH	1				0.42	0.924
050	03004-60612	SCREW WITH WASHER	2				0.005	0.011
060	04013-60060	WASHER PLAIN	2				0.001	0.0022
070	68311-44260	SPRING	1				0.06	0.132
080	68311-44330	STOPPER	1				0.04	0.088
090	01123-60820	BOLT	1				0.015	0.033
100	68311-44422	LEVER TILT RH	1				0.19	0.418
110	08511-01420	BUSH	1				0.007	0.0154
120	68311-44270	SPRING	1				0.01	0.022
130	68311-44280	LEVER TILT	1				0.18	0.396
140	68311-44290	CAP	1				0.01	0.022
150	04013-60100	WASHER PLAIN	1				0.003	0.0066
160	04512-60100	WASHER SPRING	1				0.002	0.0044
170	02118-60100	NUT	1				0.006	0.0132
180	90545-11340	PLUG	2				0.002	0.0044
190	68311-44400	ASSY BRACKET RH	1				0.75	1.65
200	68311-44343	BRACKET RH	1				0.6	1.32
210	68311-44320	LEVER LOCK	1				0.11	0.242
220	68311-44380	BOLT	1				0.03	0.066
230	04013-60080	WASHER PLAIN	2				0.002	0.0044
240	02114-60080	NUT	2				0.002	0.0044
250	68311-44430	SPRING	1				0.005	0.011
260	01133-61016	BOLT	2				0.018	0.0396
270	04013-60100	WASHER PLAIN	2				0.003	0.0066
280	01133-61016	BOLT	1				0.018	0.0396
290	04015-60100	WASHER PLAIN	1				0.015	0.033

CONTROL LEVER (LEVER RH)



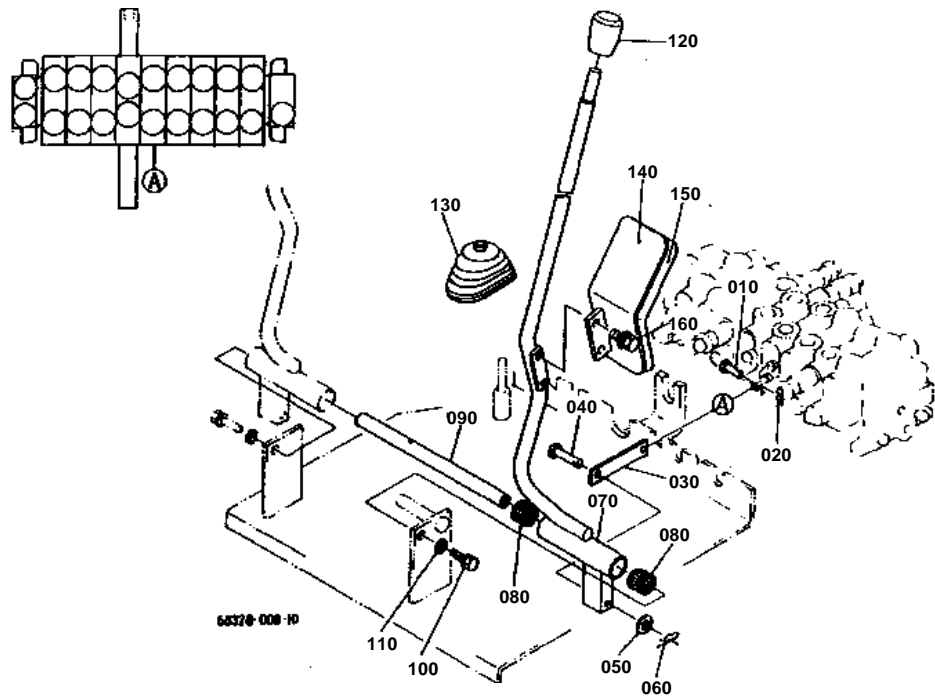


CONTROL LEVER (LEVER RH)

↔ Interchangeable; ≠ not interchangeable; ← new for old; → old for new

REF.No	Part No.	Description	Q'ty	S.No.	I/C	REMARKS	Weight (kgf)	Weight (lb)
010	68311-65440	LEVER RH	1				0.4	0.88
020	68311-65250	PIN	1				0.1	0.22
030	01023-60612	BOLT	1				0.008	0.0176
040	68311-65260	PIN	1				0.14	0.308
050	68748-65550	BEARING NEEDLE	1				0.03	0.066
060	08141-06002	BEARING BALL	2				0.029	0.0638
070	04611-00320	CIR CLIP INTERNAL	2				0.002	0.0044
080	01125-60816	BOLT	1				0.01	0.022
090	68311-65450	BRACKET RH	1				0.7	1.54
100	08511-01010	BUSH	2				0.003	0.0066
110	01133-61016	BOLT	4				0.018	0.0396
120	68311-65480	BRACKET RH	1				0.8	1.76
130	08511-01410	BUSH	2				0.005	0.011
140	01133-61016	BOLT	3				0.018	0.0396
150	68328-65320	LEVER RH	1			CANOPY TYPE	0.43	0.946
150	68329-65320	LEVER RH	1			CABIN TYPE	0.414	0.9108
160	02174-60160	NUT	1				0.02	0.044
170	68541-65280	GRIP	1	<=11721			0	0
170	68541-65282	GRIP	1	>=11722	←		0.1	0.22
180	68311-65350	BELLOWS	1				0.2	0.44
190	68161-65362	PIN JOINT	1				0.001	0.0022
200	05525-50500	PIN SNAP	1				0	0
210	68311-65212	ADAPTER	1				0.11	0.242
220	68311-65560	CABLE	1				0.9	1.98
230	68311-65230	JOINT UNIVERSAL	1				0.06	0.132
240	02114-60080	NUT	1				0.002	0.0044
250	04512-60080	WASHER SPRING	1				0.002	0.0044
260	68161-65362	PIN JOINT	1				0.001	0.0022
270	05525-50500	PIN SNAP	1				0	0
280	68311-65212	ADAPTER	1				0.11	0.242
290	68311-65170	CABLE	1				0.64	1.408
300	68311-65230	JOINT UNIVERSAL	1				0.06	0.132
310	02114-60080	NUT	1				0.002	0.0044
320	04512-60080	WASHER SPRING	1				0.002	0.0044

CONTROL LEVER (TRAVEL LH)



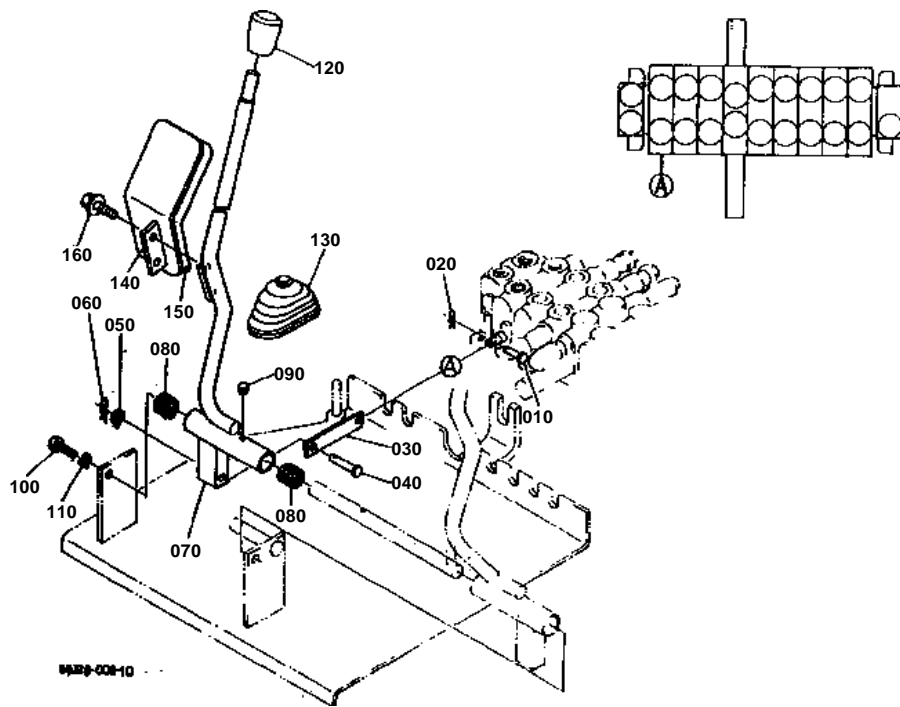


CONTROL LEVER (TRAVEL LH)

↔ Interchangeable; ≠ not interchangeable; ← new for old; → old for new

REF.No	Part No.	Description	Q'ty	S.No.	I/C	REMARKS	Weight (kgf)	Weight (lb)
010	68021-32790	PIN	1				0.004	0.0088
020	05525-50500	PIN SNAP	1				0	0
030	68311-65520	PLATE	1				0.054	0.1188
040	05112-51045	PIN JOINT	1				0.029	0.0638
050	04013-60100	WASHER PLAIN	1				0.003	0.0066
060	05525-51000	PIN SNAP	1				0	0
070	68328-65570	LEVER TRAVEL LH	1				1.8	3.96
080	68741-65360	BEARING NEEDLE	2				0.02	0.044
090	68391-65550	PIN	1				0.5	1.1
100	01176-61025	BOLT	1				0.02	0.044
110	01176-61025	WASHER SPRING	1				0.02	0.044
120	59470-17850	GRIP	1				0.062	0.1364
130	68161-65162	RUBBER BELLOWS	1				0.062	0.1364
140	68328-65610	PEDAL DRIVE LH	1				0.75	1.65
150	68311-92192	STOPPER	1				0.02	0.044
160	01125-60820	BOLT	2				0.015	0.033

CONTROL LEVER (TRAVEL RH)



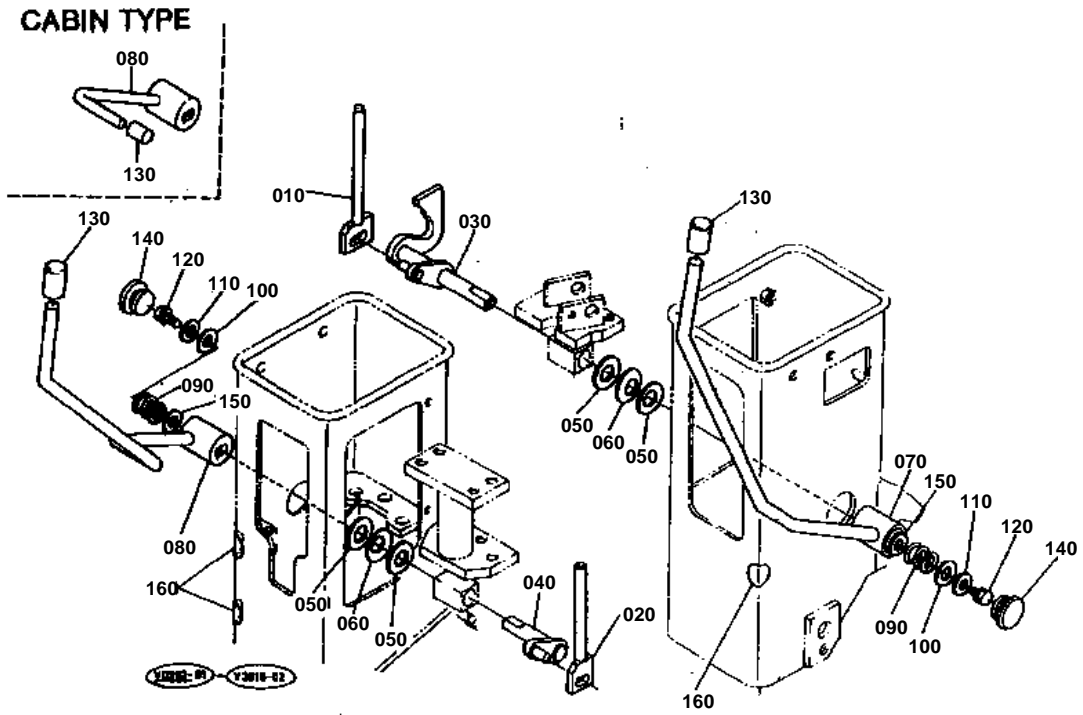


CONTROL LEVER (TRAVEL RH)

↔ Interchangeable; ≠ not interchangeable; ← new for old; → old for new

REF.No	Part No.	Description	Q'ty	S.No.	I/C	REMARKS	Weight (kgf)	Weight (lb)
010	68021-32790	PIN	1				0.004	0.0088
020	05525-50500	PKN SNAP	1				0	0
030	68311-65520	PLATE	1				0.054	0.1188
040	05112-51045	PIN JOINT	1				0.029	0.0638
050	04013-60100	WASHER PLAIN	1				0.003	0.0066
060	05525-51000	PIN SNAP	1				0	0
070	68328-65580	LEVER TRABEL RH	1				1.66	3.652
080	68741-65360	BEARING NEEDLE	2				0.02	0.044
090	68741-65430	CAP	1				0.001	0.0022
100	01176-61025	BOLT	1				0.02	0.044
110	04512-60100	WASHER SPRING	1				0.002	0.0044
120	59470-17850	GRIP	1				0.062	0.1364
130	68161-65162	RUBBER BELLOWS	1				0.062	0.1364
140	68328-65620	PEDAL DRIVE RH	1				0.75	1.65
150	68311-92192	STOPPER	1				0.02	0.044
160	01125-60820	BOLT	2				0.015	0.033

CONTROL LEVER (SAFETY LOCK LEVER)



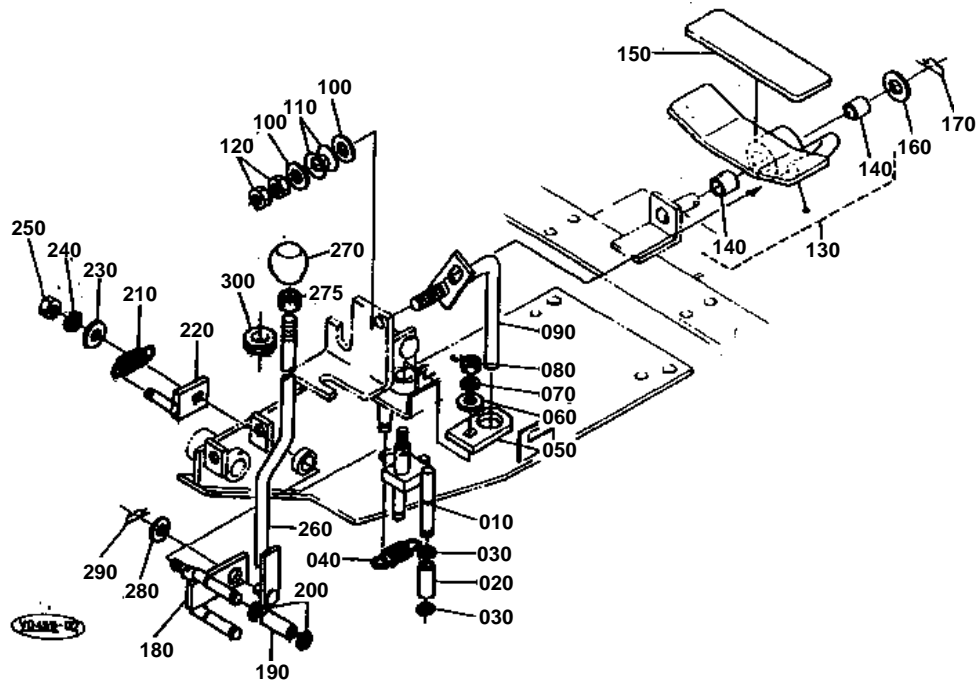


CONTROL LEVER (SAFETY LOCK LEVER)

↔ Interchangeable; ≠ not interchangeable; ← new for old; → old for new

REF.No	Part No.	Description	Q'ty	S.No.	I/C	REMARKS	Weight (kgf)	Weight (lb)
010	68198-65840	PIN LOCK LH	1				0.095	0.209
020	68311-65850	PIN LOCK RH	1				0.1	0.22
030	68311-65860	LEVER LOCK LH	1				0.28	0.616
040	68311-65870	LEVER LOCK RH	1				0.11	0.242
050	04013-60140	WASHER PLAIN	4				0.01	0.022
060	68241-35190	SPRING PLATE	2				0.003	0.0066
070	68198-65880	LEVER LOCK LH	1				0.53	1.166
080	68198-65890	LEVER LOCK RH	1			CANOPY TYPE	0.49	1.078
080	68311-65890	LEVER LOCK RH	1			CABIN TYPE	0.2	0.44
090	68311-65820	SPRING	2				0.02	0.044
100	04013-60100	WASHER PLAIN	2				0.003	0.0066
110	04013-60080	WASHER PLAIN	2				0.002	0.0044
120	01123-60814	BOLT	2				0.01	0.022
130	37300-24560	GRIP LEVER	2				0.02	0.044
140	68311-65180	PLUG	2				0.005	0.011
150	63611-22150	WASHER BRAKE	2				0.002	0.0044
160	68198-57310	LABEL	3				0	0

CONTROL PEDAL (SWIVEL/SWING CHANGE)

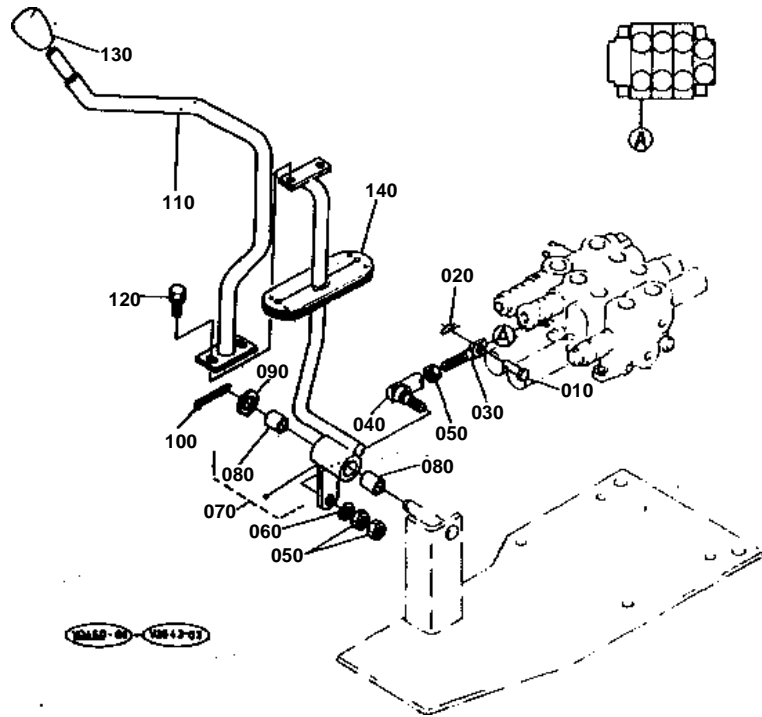


**CONTROL PEDAL (SWIVEL/SWING CHANGE)**

↔ Interchangeable; ≠ not interchangeable; ← new for old; → old for new

REF.No	Part No.	Description	Q'ty	S.No.	I/C	REMARKS	Weight (kgf)	Weight (lb)
010	68311-65640	LEVER CHANGE	1				0.18	0.396
020	68311-65650	COLLAR	2				0.02	0.044
030	04612-00100	CIR CLIP EXTERNAL	4				0.001	0.0022
040	68311-65660	SPRING	1				0.015	0.033
050	68311-65670	LEVER CHANGE	1				0.05	0.11
060	04013-60080	WASHER PLAIN	1				0.002	0.0044
070	04512-60080	WASHER SPRING	1				0.002	0.0044
080	02114-60080	NUT	1				0.002	0.0044
090	68391-65684	LEVER CHANGE	1	<=11602			0.16	0.352
090	68391-65685	LEVER CHANGE	1	>=11603	≠		0	0
100	04013-60100	WASHER PLAIN	2				0.003	0.0066
110	65721-65740	SPRING PLATE	2				0	0
120	02118-60100	NUT	2				0.006	0.0132
130	68398-65710	ASSY PEDAL CHANGE	1	<=11602			0	0
130	68398-65712	ASSY PEDAL CHANGE	1	>=11603	≠		0.42	0.924
140	08511-01410	BUSH	2				0.005	0.011
150	68311-65730	STOPPER	1				0.03	0.066
160	04011-50140	WASHER PLAIN	1				0.007	0.0154
170	05525-51400	PIN SNAP	1				0.005	0.011
180	68311-65952	LEVER CHANGE	1				0.17	0.374
190	68311-65650	COLLAR	2				0.02	0.044
200	04612-00100	CIR CLIP EXTERNAL	4				0.001	0.0022
210	68311-65660	SPRING	1				0.015	0.033
220	68311-65960	LEVER CHANGE	1				0.05	0.11
230	04013-60080	WASHER PLAIN	1				0.002	0.0044
240	04512-60080	WASHER SPRING	1				0.002	0.0044
250	02114-60080	NUT	1				0.002	0.0044
260	68398-65980	LEVER CHANGE	1				0.24	0.528
270	31351-24130	GRIP LEVER	1				0.03	0.066
275	02116-60100	NUT	1				0.004	0.0088
280	04013-60080	WASHER PLAIN	1				0.002	0.0044
290	05525-50800	PIN SNAP	1				0.001	0.0022
300	53227-73230	GROMMET CORD	1				0.003	0.0066

CONTROL LEVER (BLADE)



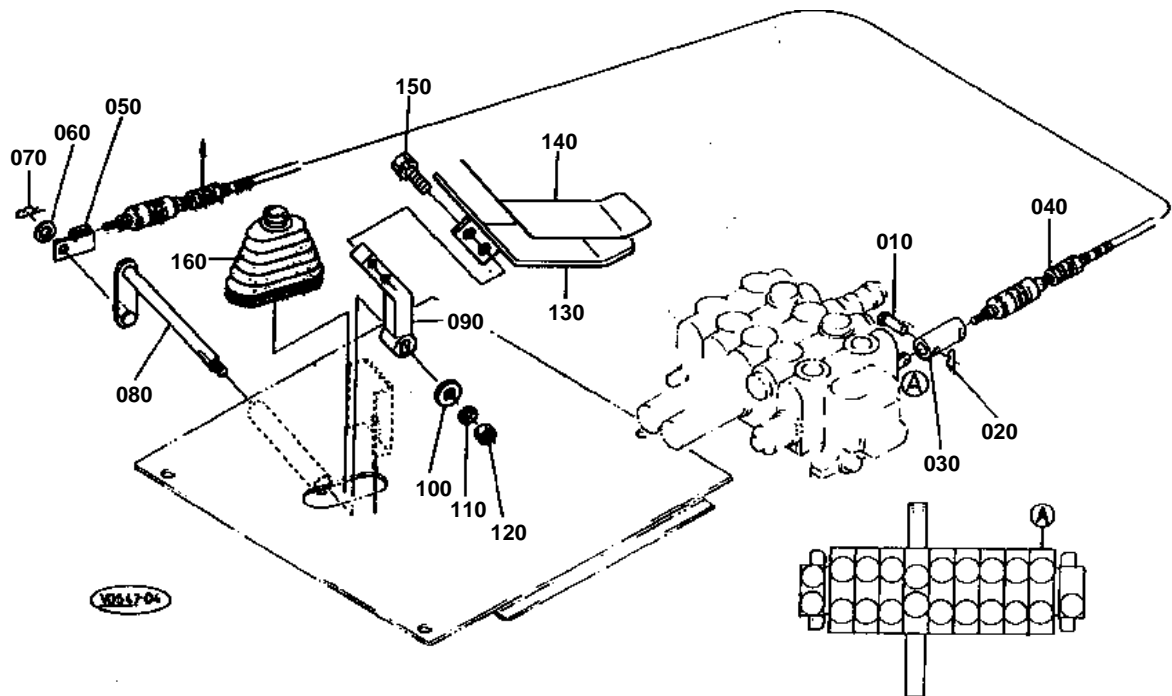


CONTROL LEVER (BLADE)

↔ Interchangeable; ≠ not interchangeable; ← new for old; → old for new

REF.No	Part No.	Description	Q'ty	S.No.	I/C	REMARKS	Weight (kgf)	Weight (lb)
010	68021-32790	PIN	1				0.004	0.0088
020	05525-50500	PIN SNAP	1				0	0
030	68711-65310	ROD CONTROL	1				0.025	0.055
040	68221-34330	END ROD RH	1				0.1	0.22
050	02118-60100	NUT	3				0.006	0.0132
060	04512-60100	WASHER SPRING	1				0.002	0.0044
070	68391-65760	ASSY LEVER DOZER	1				1	2.2
080	08511-01615	BUSH	2				0.01	0.022
090	04011-50160	WASHER PLAIN	1				0	0
100	05511-50425	PIN SPLIT	1				0.003	0.0066
110	68318-65790	LEVER DOZER	1	<=11602			0.54	1.188
110	68318-65792	LEVER DOZER	1	>=11603	≠		0.54	1.188
120	01123-60816	BOLT	2				0.01	0.022
130	59470-17850	GRIP	1				0.062	0.1364
140	68311-65810	GROMMET	1				0.03	0.066

CONTROL LEVER (S/P)



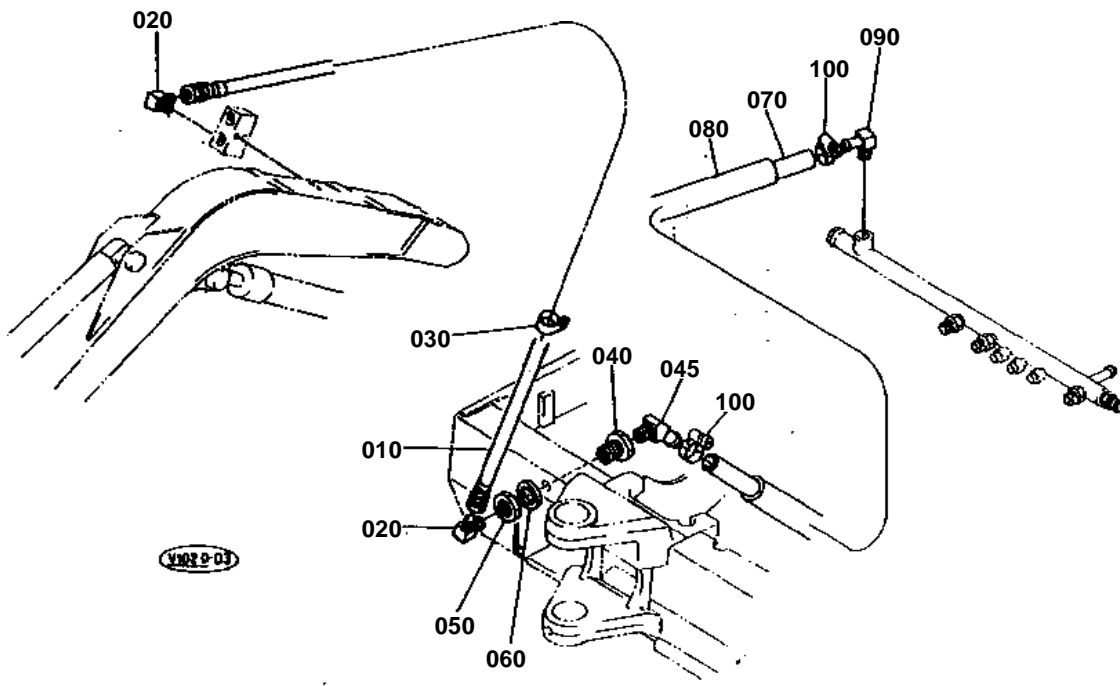


CONTROL LEVER (S/P)

↔ Interchangeable; ≠ not interchangeable; ← new for old; → old for new

REF.No	Part No.	Description	Q'ty	S.No.	I/C	REMARKS	Weight (kgf)	Weight (lb)
010	68161-65362	PIN JOINT	1				0.001	0.0022
020	05525-50500	PIN SNAP	1				0	0
030	68311-65212	ADAPTER	1				0.11	0.242
040	68311-65560	CABLE	1				0.9	1.98
050	68151-65750	ADAPTER	1				0.04	0.088
060	04013-60100	WASHER PLAIN	1				0.003	0.0066
070	05525-51000	PIN SNAP	1				0	0
080	68311-92150	LEVER	1				0.27	0.594
090	68318-92160	LEVER	1				0.3	0.66
100	04013-60080	WASHER PLAIN	1				0.002	0.0044
110	04512-60080	WASHER SPRING	1				0.002	0.0044
120	02114-60080	NUT	1				0.002	0.0044
130	68318-92180	PEDAL	1				0.71	1.562
140	68311-92170	STOPPER	1				0.015	0.033
150	01123-60820	BOLT	2				0.015	0.033
160	68161-65162	RUBBER BELLOWS	1				0.062	0.1364

OIL PIPING (THIRD LINE)



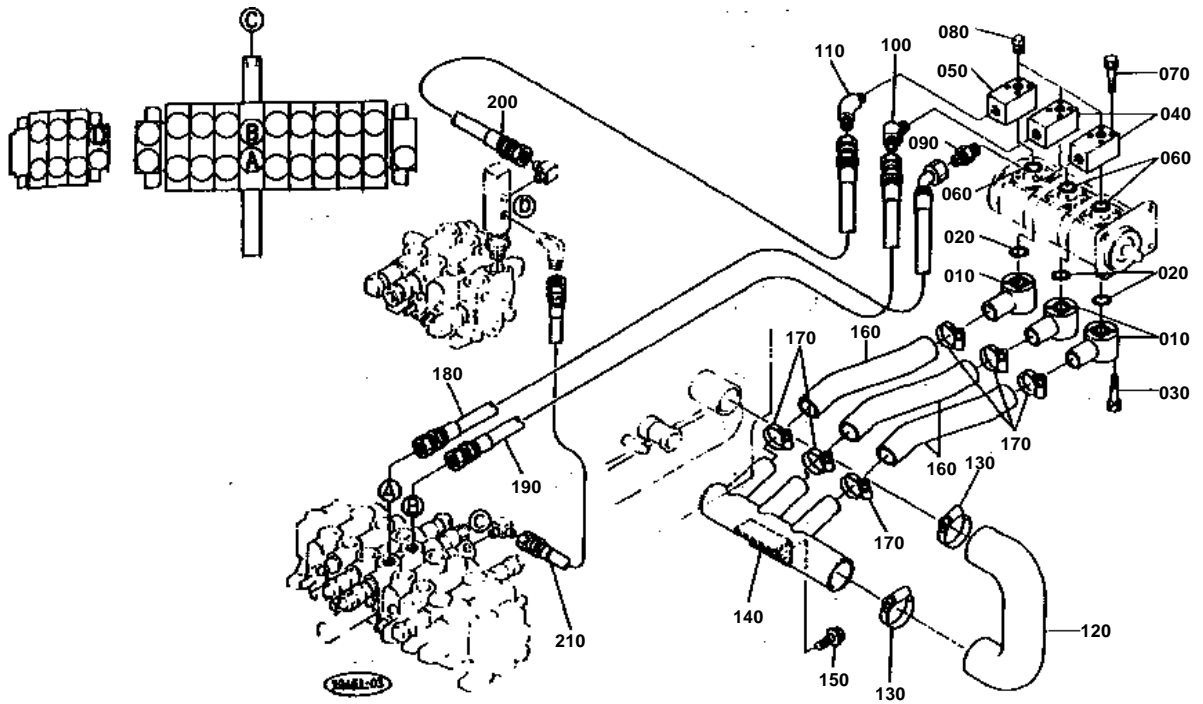


OIL PIPING (THIRD LINE)

↔ Interchangeable; ≠ not interchangeable; ← new for old; → old for new

REF.No	Part No.	Description	Q'ty	S.No.	I/C	REMARKS	Weight (kgf)	Weight (lb)
010	68398-93610	HOSE	1				0.6	1.32
020	68841-64130	ADAPTER	2				0.15	0.33
030	90038-11170	CLAMP	1				0.025	0.055
040	68321-93680	JOINT PIPE(ST-T/)	1				0.15	0.33
045	68651-93670	JOINT(T/-)	1				0.1	0.22
050	68311-93690	NUT	1				0.05	0.11
060	04011-50280	WASHER PLAIN	1				0	0
070	69251-63380	HOSE	1				0.3	0.66
080	68191-93630	TUBE	1				0.25	0.55
090	68841-63580	JOINT PIPE(LT/-)	1				0.135	0.297
100	68311-72810	HOSE CLAMP(-)	2				0.02	0.044

OIL PIPING (SUCTION DELIVERY)



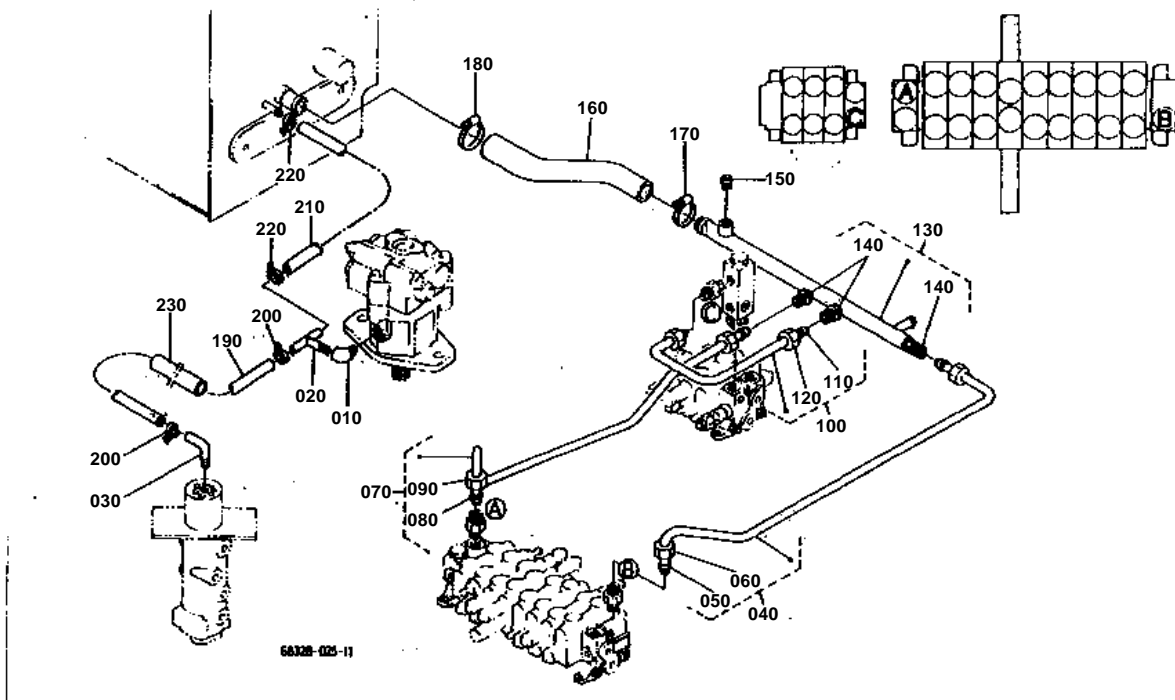


OIL PIPING (SUCTION DELIVERY)

↔ Interchangeable; ≠ not interchangeable; ← new for old; → old for new

REF.No	Part No.	Description	Q'ty	S.No.	I/C	REMARKS	Weight (kgf)	Weight (lb)
010	68391-63140	FLANGE SUCTION	3				0.78	1.716
020	04811-10240	O RING	3				0.001	0.0022
030	01023-60655	BOLT	12				0.013	0.0286
040	68741-63290	FLANGE	2				0.57	1.254
050	68741-63290	FLANGE	1				0.57	1.254
060	04810-00200	O RING	3				0	0
070	01023-60650	BOLT	12				0.015	0.033
080	06312-10030	PLUG	3				0.029	0.0638
090	68351-68540	ADAPTER	1				0	0
100	68131-61750	ELBOW	1				0.11	0.242
110	68191-92560	ADAPTER	1				0.1	0.22
120	68391-63110	HOSE SUCTION	1				0.74	1.628
130	36919-04590	CLIP HOSE	4	<=11726			0.05	0.11
130	36919-04590	CLIP HOSE	2	>=11727			0.05	0.11
140	68391-63120	PIPE SUCTION	1				3	6.6
150	01135-61025	BOLT	2				0.04	0.088
160	68391-63130	HOSE SUCTION	3				0.27	0.594
170	68311-72830	HOSE CLAMP(-)	12	<=11726			0.03	0.066
170	68311-72830	HOSE CLAMP(-)	6	>=11727			0.03	0.066
180	68391-63230	HOSE	1				1.85	4.07
190	68391-63240	HOSE	1				1.85	4.07
200	68391-63250	HOSE	1				0.92	2.024
210	68391-63260	HOSE	1				0.018	0.0396

OIL PIPING (RETURN C/V TANK)



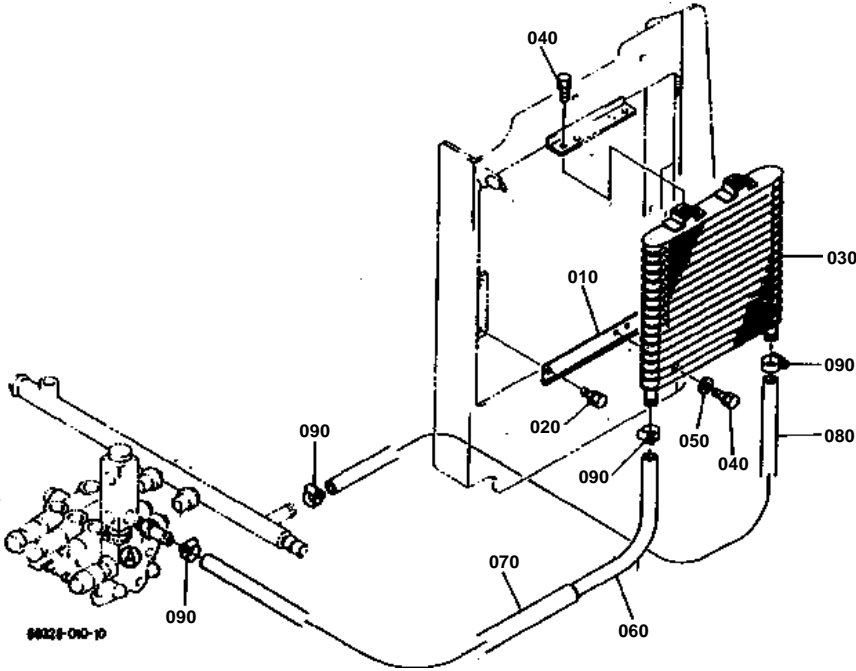
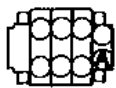


OIL PIPING (RETURN C/V TANK)

↔ Interchangeable; ≠ not interchangeable; ← new for old; → old for new

REF.No	Part No.	Description	Q'ty	S.No.	I/C	REMARKS	Weight (kgf)	Weight (lb)
010	68171-68710	ADAPTER	1				0.063	0.1386
020	68111-63720	TEE ADAPTER	1				0.08	0.176
030	68311-64310	JOINT PIPE	1				0	0
040	68391-63460	PIPE HYDRAULIC	1				0.78	1.716
050	68741-68490	SLEEVE	2				0	0
060	68741-68470	NUT	2				0	0
070	68391-63320	PIPE HYDRAULIC	1				0.68	1.496
080	68741-68490	SLEEVE	2				0	0
090	68741-68470	NUT	2				0	0
100	68391-63330	PIPE HYDRAULIC	1				0.42	0.924
110	68741-68490	SLEEVE	2				0	0
120	68741-68470	NUT	2				0	0
130	68391-63340	PIPE RETURN	1				1.25	2.75
140	68741-68440	BODY	3				0.08	0.176
150	68551-11150	PLUG	1				0.025	0.055
160	68391-63350	HOSE RETURN	1				0.45	0.99
170	68311-72830	HOSE CLAMP(-)	2	<=11726			0.03	0.066
170	68311-72830	HOSE CLAMP(-)	1	>=11727			0.03	0.066
180	68311-72830	HOSE CLAMP(-)	2	<=11726			0.03	0.066
180	68311-72830	HOSE CLAMP(-)	1	>=11727			0.03	0.066
190	68321-63420	TUBE RETURN	1				0.15	0.33
200	68311-72810	HOSE CLAMP(-)	2				0.02	0.044
210	68321-63430	TUBE RETURN	1				0.07	0.154
220	68311-72810	HOSE CLAMP(-)	2				0.02	0.044
230	68391-63450	TUBE	1				0.07	0.154

OIL PIPING (OIL COOLER)



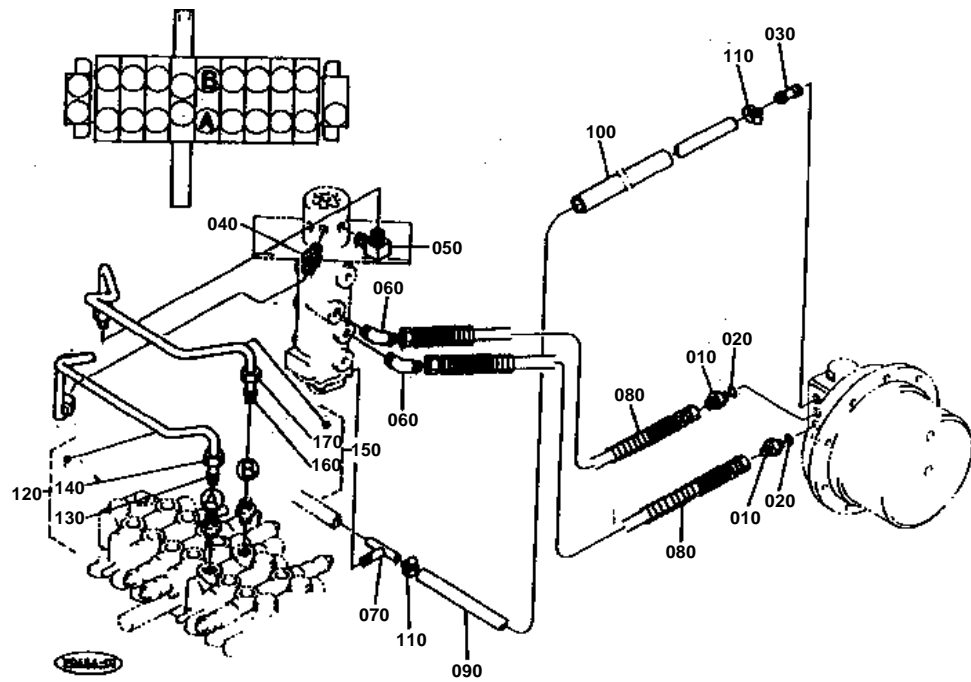


OIL PIPING (OIL COOLER)

↔ Interchangeable; ≠ not interchangeable; ← new for old; → old for new

REF.No	Part No.	Description	Q'ty	S.No.	I/C	REMARKS	Weight (kgf)	Weight (lb)
010	68391-64150	STAY	1				0.15	0.33
020	01123-60814	BOLT	2				0.01	0.022
030	68328-64110	COOLER OIL	1				1.1	2.42
040	01023-60612	BOLT	4				0.008	0.0176
050	04013-60060	WASHER PLAIN	2				0.001	0.0022
060	68651-93750	HOSE	1				0.2	0.44
070	68391-63470	TUBE	1				0.05	0.11
080	68391-63370	HOSE	1				0.17	0.374
090	68311-72810	HOSE CLAMP(-)	4				0.02	0.044

OIL PIPING (TRAVEL LH)



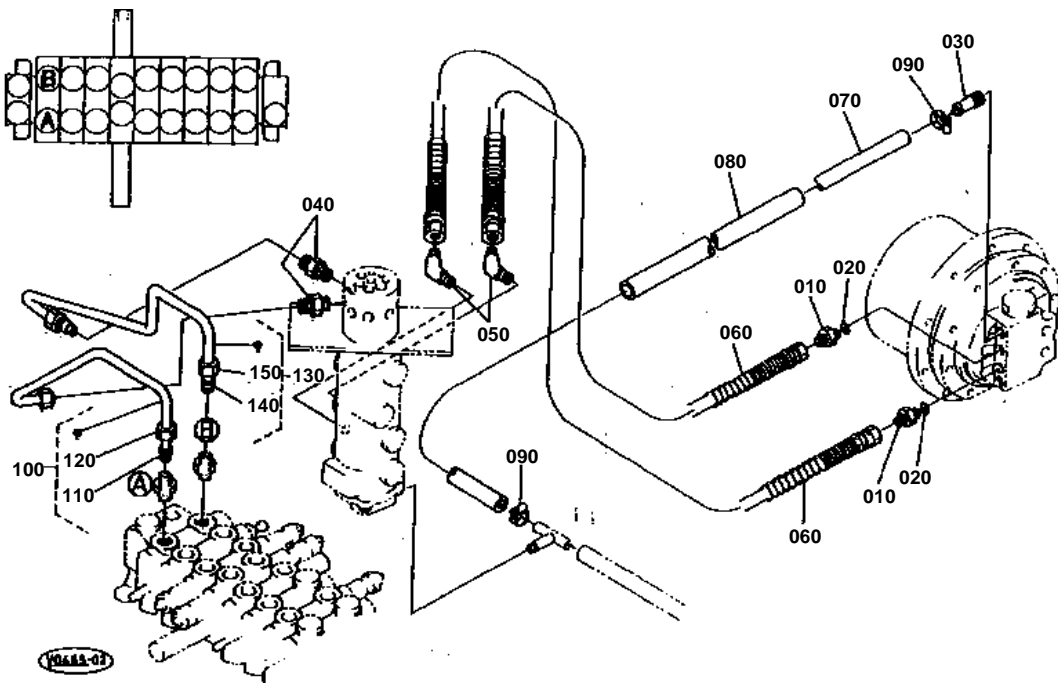


OIL PIPING (TRAVEL LH)

↔ Interchangeable; ≠ not interchangeable; ← new for old; → old for new

REF.No	Part No.	Description	Q'ty	S.No.	I/C	REMARKS	Weight (kgf)	Weight (lb)
010	68311-64320	JOINT PIPE	2				0.05	0.11
020	04810-00140	O RING	2				0	0
030	68311-61890	JOINT PIPE(ST/-)	1				0.02	0.044
040	68741-68410	BODY	1				0	0
050	68131-63170	ELBOW BODY	1				0	0
060	68331-63140	ELBOW ADAPTER	2				0.07	0.154
070	68171-63550	TEE ADAPTER	1				0	0
080	68311-63710	HOSE	2				0.8	1.76
090	68311-63720	HOSE	1				0.13	0.286
100	68311-63730	TUBE	1				0.11	0.242
110	68311-72810	HOSE CLAMP(-)	2				0.02	0.044
120	68391-63840	PIPE HYDRAULIC	1				0.31	0.682
130	68741-68480	SLEEVE	2				0	0
140	68741-68460	NUT	2				0	0
150	68391-63850	PIPE HYDRAULIC	1				0.3	0.66
160	68741-68480	SLEEVE	2				0	0
170	68741-68460	NUT	2				0	0

OIL PIPING (TRAVEL RH)



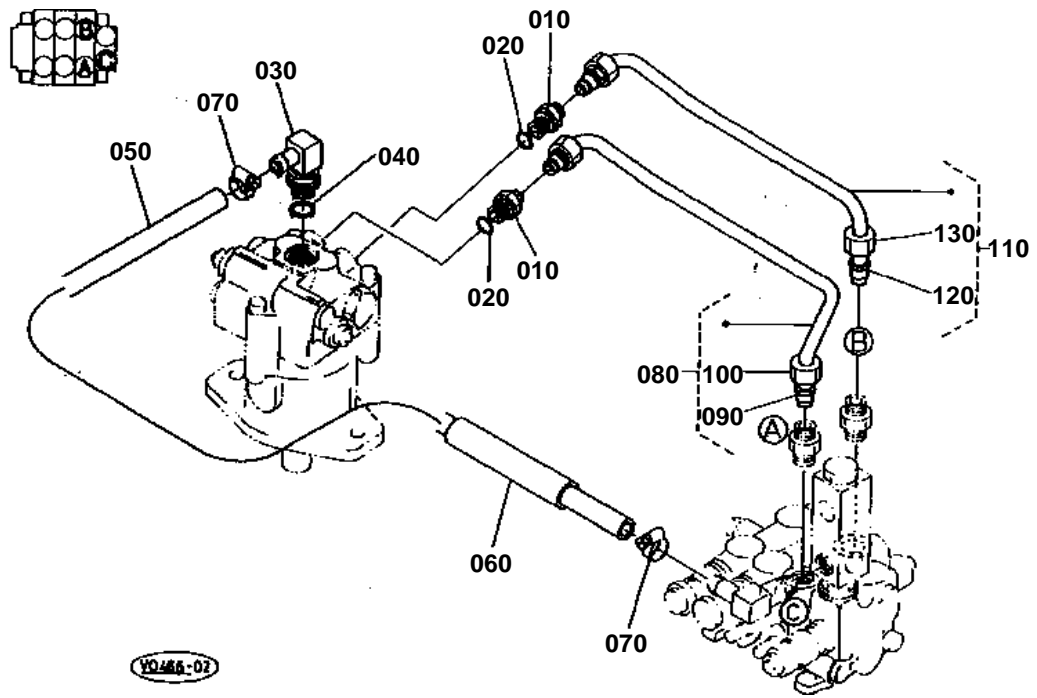


OIL PIPING (TRAVEL RH)

↔ Interchangeable; ≠ not interchangeable; ← new for old; → old for new

REF.No	Part No.	Description	Q'ty	S.No.	I/C	REMARKS	Weight (kgf)	Weight (lb)
010	68311-64320	JOINT PIPE	2				0.05	0.11
020	04810-00140	O RING	2				0	0
030	68311-61890	JOINT PIPE(ST/-)	1				0.02	0.044
040	68741-68410	BODY	2				0	0
050	68331-63140	ELBOW ADAPTER	2				0.07	0.154
060	68311-63710	HOSE	2				0.8	1.76
070	68311-63720	HOSE	1				0.13	0.286
080	68311-63730	TUBE	1				0.11	0.242
090	68311-72810	HOSE CLAMP(-)	2				0.02	0.044
100	68391-63860	PIPE HYDRAULIC	1				0.26	0.572
110	68741-68480	SLEEVE	2				0	0
120	68741-68460	NUT	2				0	0
130	68391-63870	PIPE HYDRAULIC	1				0.3	0.66
140	68741-68480	SLEEVE	2				0	0
150	68741-68460	NUT	2				0	0

OIL PIPING (SWIVEL)



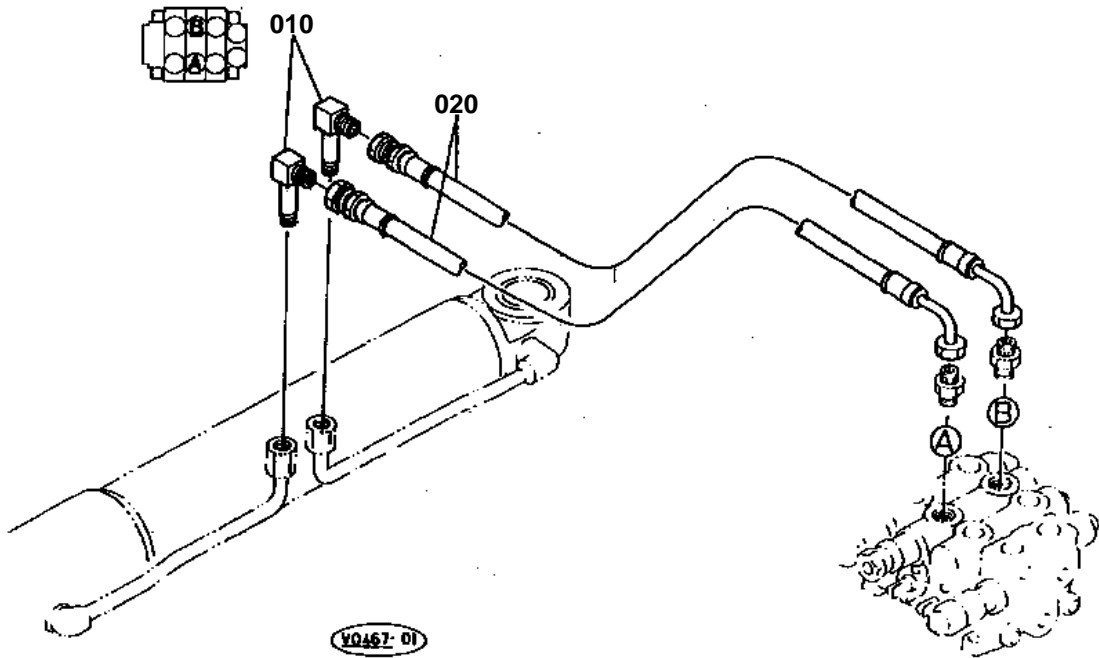


OIL PIPING (SWIVEL)

↔ Interchangeable; ≠ not interchangeable; ← new for old; → old for new

REF.No	Part No.	Description	Q'ty	S.No.	I/C	REMARKS	Weight (kgf)	Weight (lb)
010	68741-68380	BODY	2				0	0
020	04810-00140	O RING	2				0	0
030	68391-68220	JOINT PIPE(LF/-)	1				0.18	0.396
040	04810-00180	O RING	1				0	0
050	68391-63670	HOSE	1				0.11	0.242
060	68391-63680	TUBE	1				0.04	0.088
070	68311-72810	HOSE CLAMP(-)	2				0.02	0.044
080	68391-63610	PIPE HYDRAULIC	1				0.26	0.572
090	68741-68480	SLEEVE	2				0	0
100	68741-68460	NUT	2				0	0
110	68391-63620	PIPE HYDRAULIC	1				0.22	0.484
120	68741-68480	SLEEVE	2				0	0
130	68741-68460	NUT	2				0	0

OIL PIPING (SWING)



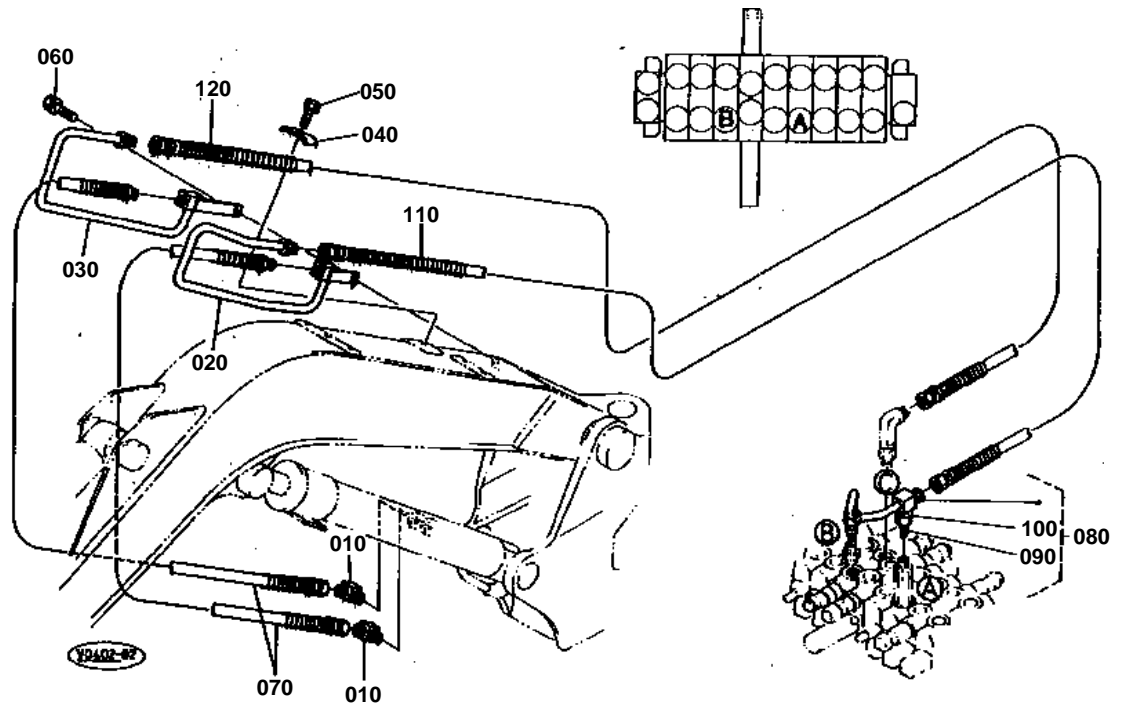


OIL PIPING (SWING)

↔ Interchangeable; ≠ not interchangeable; ← new for old; → old for new

REF.No	Part No.	Description	Q'ty	S.No.	I/C	REMARKS	Weight (kgf)	Weight (lb)
010	68311-68480	JOINT PIPE(LT/F/)	2				0.09	0.198
020	68391-63630	HOSE	2				0.225	0.495

OIL PIPING (BOOM)



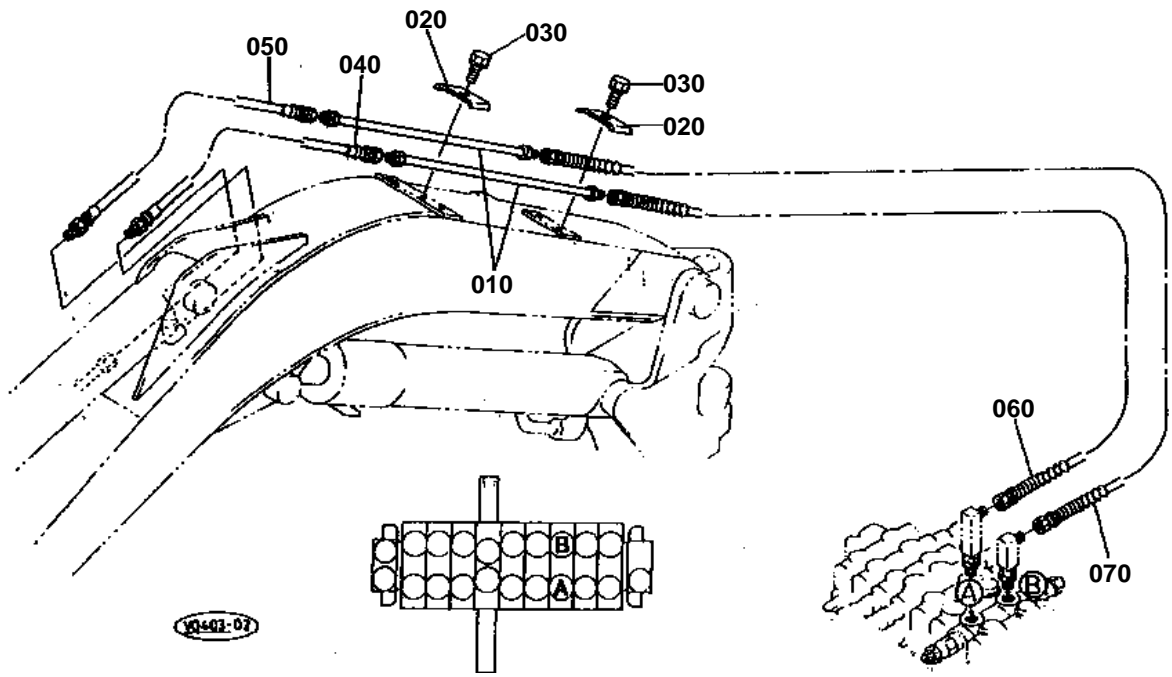


OIL PIPING (BOOM)

↔ Interchangeable; ≠ not interchangeable; ← new for old; → old for new

REF.No	Part No.	Description	Q'ty	S.No.	I/C	REMARKS	Weight (kgf)	Weight (lb)
010	68351-68550	ELBOW ADAPTER	2				0	0
020	68318-68310	PIPE HYDRAULIC	1				0.9	1.98
030	68318-68320	PIPE HYDRAULIC	1				0.1	0.22
040	68318-68760	CLMAP	1				0.09	0.198
050	01133-61035	BOLT	1				0.027	0.0594
060	01133-61025	BOLT	1				0.02	0.044
070	68311-63933	HOSE	2				1.1	2.42
080	68311-63572	PIPE HYDRAULIC	1				0.3	0.66
090	68741-68480	SLEEVE	2				0	0
100	68741-68460	NUT	2				0	0
110	68391-63530	HOSE	1				2.64	5.808
120	68391-63540	HOSE	1	≤12205			1.8	3.96
120	68391-99170	HOSE	1	≥12206	←		2.3	5.06

OIL PIPING (ARM)



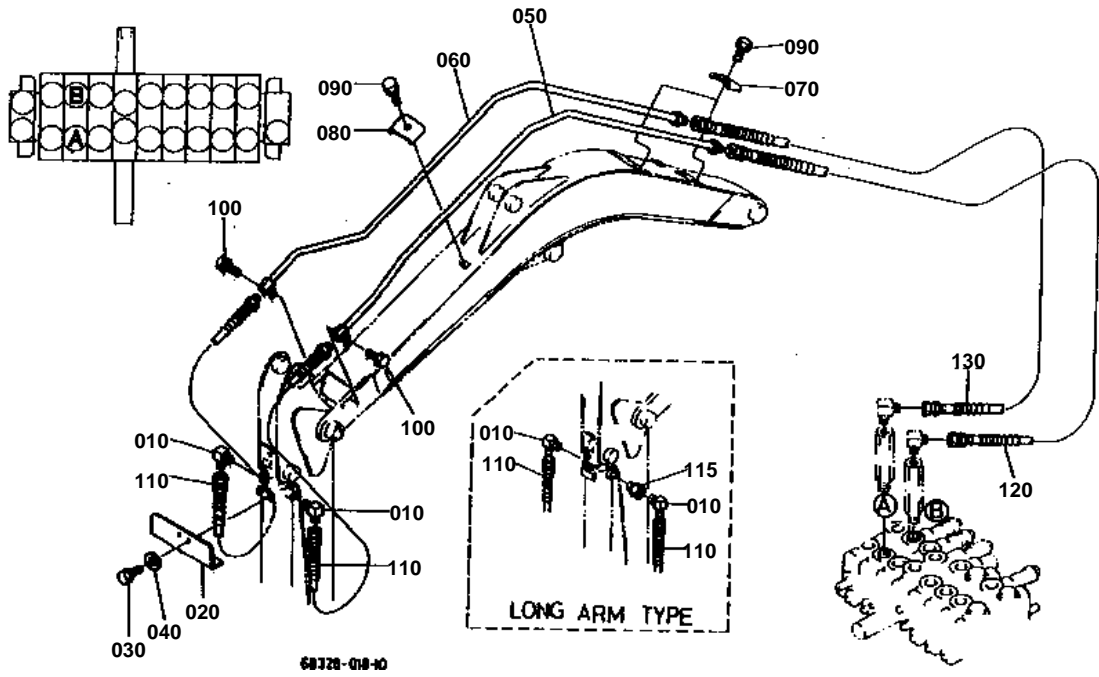


OIL PIPING (ARM)

↔ Interchangeable; ≠ not interchangeable; ← new for old; → old for new

REF.No	Part No.	Description	Q'ty	S.No.	I/C	REMARKS	Weight (kgf)	Weight (lb)
010	68318-68620	PIPE HYDRAULIC	2				0.28	0.616
020	68318-68750	CLAMP	2				0.09	0.198
030	01133-61030	BOLT	2				0.023	0.0506
040	68311-63913	HOSE	1				0.33	0.726
050	68311-63920	HOSE	1				0.35	0.77
060	68391-63510	HOSE	1				1.3	2.86
070	68391-63520	HOSE	1				1.35	2.97

OIL PIPING (BUCKET)



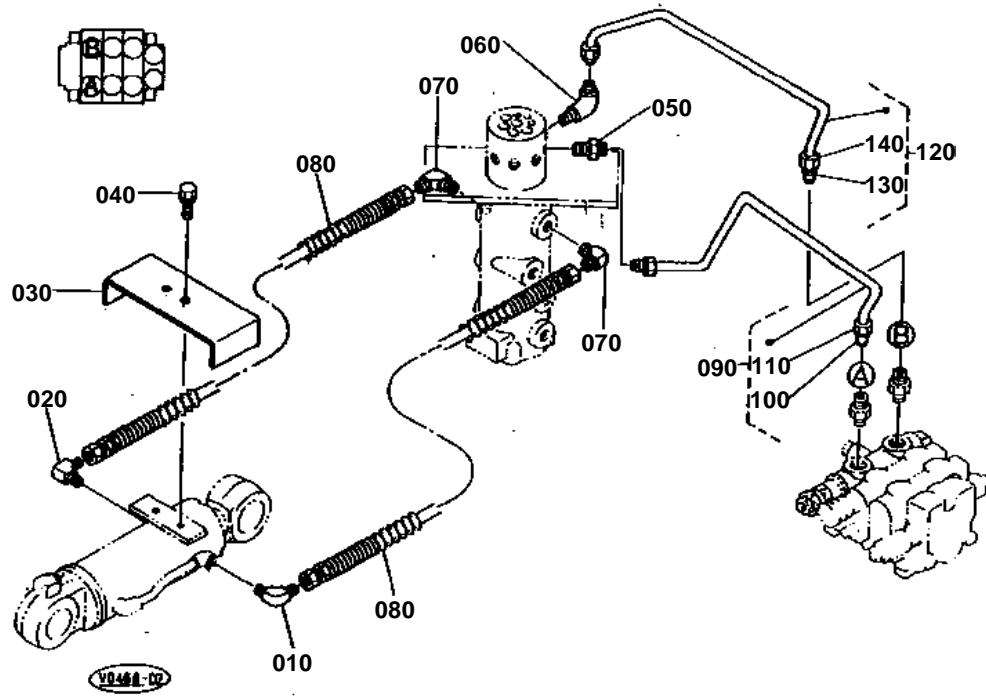


OIL PIPING (BUCKET)

↔ Interchangeable; ≠ not interchangeable; ← new for old; → old for new

REF.No	Part No.	Description	Q'ty	S.No.	I/C	REMARKS	Weight (kgf)	Weight (lb)
010	68021-62440	ELBOW	2				0	0
020	68318-67830	PROTECTOR	1				0.67	1.474
020	68318-95310	PROTECTOR	1			LONG ARM TYPE	0.8	1.76
030	01133-61220	BOLT	2				0.033	0.0726
040	04013-60120	WASHER PLAIN	2				0.01	0.022
050	68318-68810	PIPE HYDRAULIC	1				1	2.2
060	68318-68820	PIPE HYDRAULIC	1				1.05	2.31
070	68318-68750	CLAMP	2				0.09	0.198
080	68318-68740	CLAMP	1				0.04	0.088
090	01133-61030	BOLT	3				0.023	0.0506
100	01133-61025	BOLT	2				0.02	0.044
110	68741-69350	HOSE	2				0.65	1.43
110	68311-95130	HOSE	2			LONG ARM TYPE	0.87	1.914
115	68641-68150	ADAPTER	1			LONG ARM TYPE	0.07	0.154
120	68391-63550	HOSE	1				1.3	2.86
130	68391-63560	HOSE	1				1.4	3.08

OIL PIPING (BLADE)



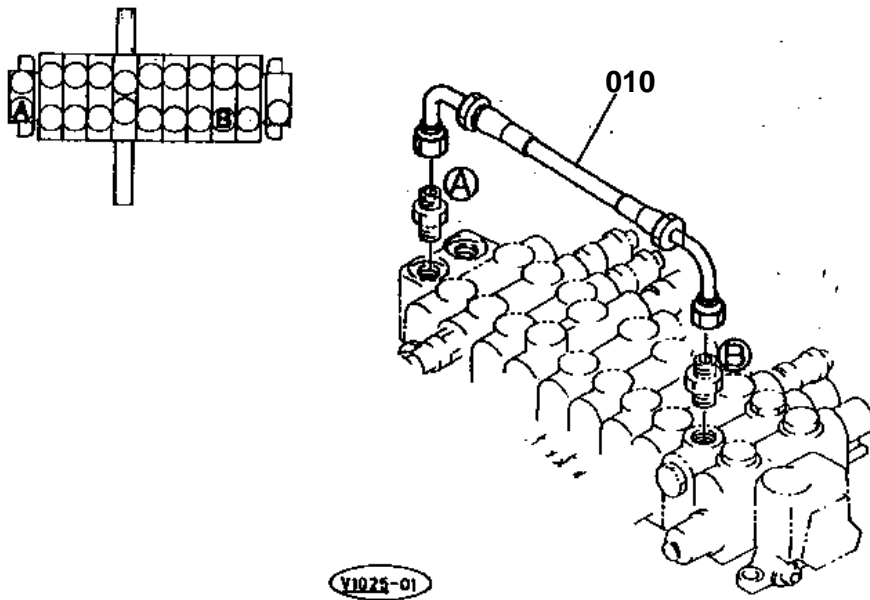


OIL PIPING (BLADE)

↔ Interchangeable; ≠ not interchangeable; ← new for old; → old for new

REF.No	Part No.	Description	Q'ty	S.No.	I/C	REMARKS	Weight (kgf)	Weight (lb)
010	68331-63230	ELBOW ADAPTER	1				0	0
020	68741-68960	POPPET	1				0.051	0.1122
030	68318-75210	COVER	1				0.91	2.002
040	01133-61020	BOLT	2				0.02	0.044
050	68721-68490	BODY	1				0	0
060	68111-64930	ELBOW	1				0	0
070	68351-63660	ADAPTER	2	<=11755			0.055	0.121
070	68331-63230	ADAPTER	2	>=11756	↔		0	0
080	68311-63743	HOSE	2				0.35	0.77
090	68391-63810	PIPE HYDRAULIC	1				0.3	0.66
100	68741-68480	SLEEVE	2				0	0
110	68741-68460	NUT	2				0	0
120	68391-63820	PIPE HYDRAULIC	1				0.32	0.704
130	68741-68480	SLEEVE	2				0	0
140	68741-68460	NUT	2				0	0

OIL PIPING (CONFLUENCE)



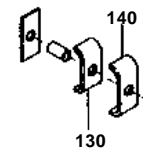
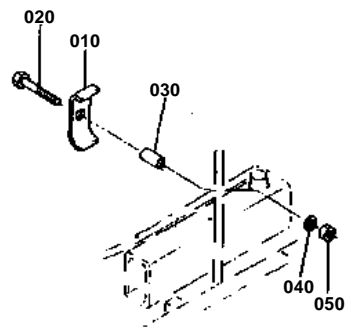
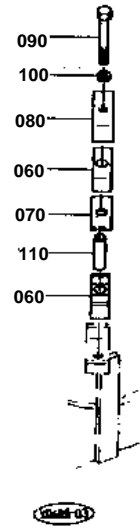
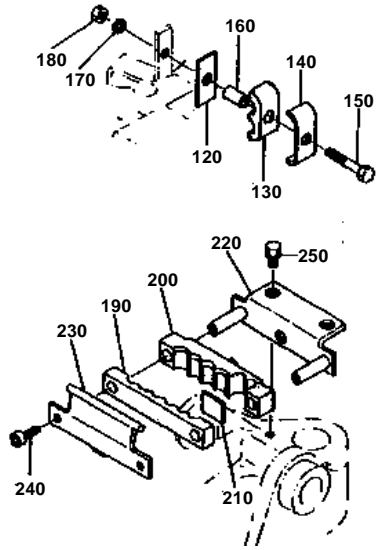


OIL PIPING (CONFLUENCE)

↔ Interchangeable; ≠ not interchangeable; ← new for old; → old for new

REF.No	Part No.	Description	Q'ty	S.No.	I/C	REMARKS	Weight (kgf)	Weight (lb)
010	68321-63590	HOSE	1	<=11726			0.3	0.66
010	68651-63590	HOSE	1	>=11727	←		0.31	0.682

OIL PIPING (CUSHION)



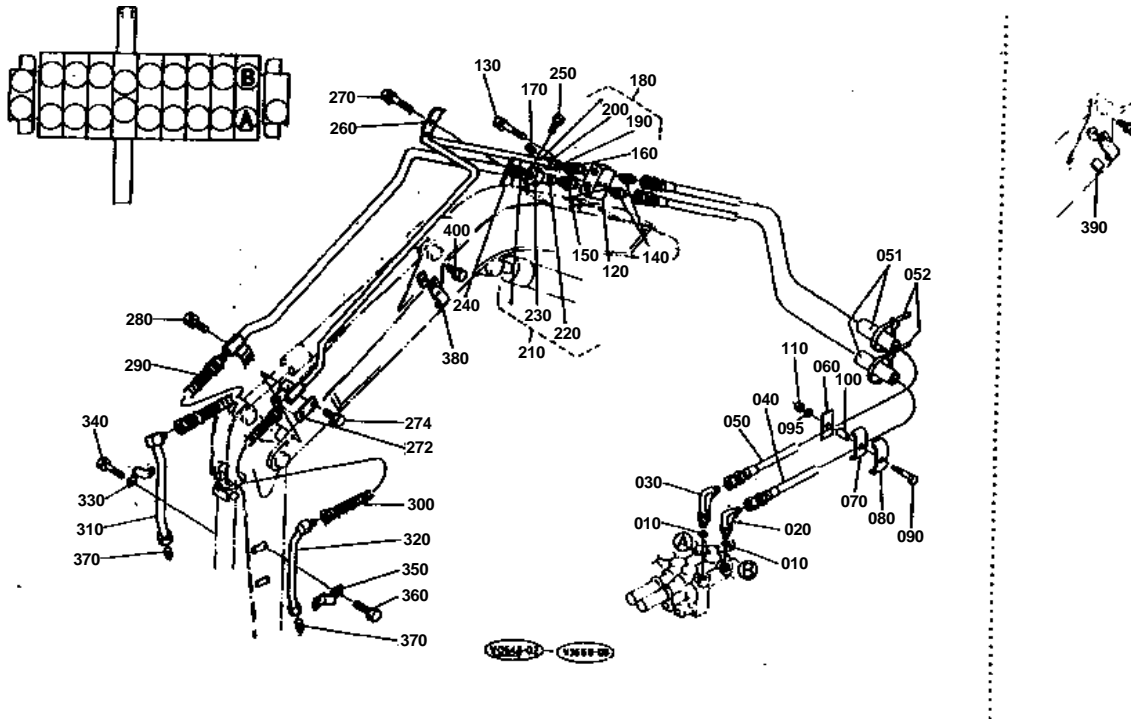


OIL PIPING (CUSHION)

↔ Interchangeable; ≠ not interchangeable; ← new for old; → old for new

REF.No	Part No.	Description	Q'ty	S.No.	I/C	REMARKS	Weight (kgf)	Weight (lb)
010	68311-68130	CLAMP	1				0.11	0.242
020	01173-61060	BOLT	1				0.04	0.088
030	68311-68160	COLLAR	1				0.02	0.044
040	04512-60100	WASHER SPRING	1				0.002	0.0044
050	02118-60100	NUT	1				0.006	0.0132
060	68311-68110	CUSHION	2				0.03	0.066
070	68311-68120	CUSHION	1	≤11721			0.01	0.022
070	68311-68170	CUSHION	1	≥11722	←		0.016	0.0352
080	68311-68130	CLAMP	1				0.11	0.242
090	01173-61070	BOLT	1				0.043	0.0946
100	04512-60100	WASHER SPRING	1				0.002	0.0044
110	68311-68140	COLLAR	1				0.04	0.088
120	68311-68120	CUSHION	1	≤11721			0.01	0.022
120	68311-68170	CUSHION	1	≥11722	←		0.016	0.0352
120	68311-68790	CUSHION	1	≥11896	←		0.03	0.066
130	68311-68150	CUSHION	1	≤11895			0.015	0.033
130	69251-63920	CUSHION	1	≥11896	←		0.03	0.066
140	68311-68130	CLAMP	1	≤11895			0.11	0.242
140	68311-68770	CLAMP	1	≥11896	←		0.11	0.242
150	01173-61060	BOLT	1				0.04	0.088
160	68311-68160	COLLAR	1	≤11895			0.02	0.044
160	68311-68780	COLLAR	1	≥11896	←		0.015	0.033
170	04512-60100	WASHER SPRING	1				0.002	0.0044
180	02118-60100	NUT	1				0.006	0.0132
190	68311-68510	CUSHION	1				0.1	0.22
200	68311-68520	CUSHION	1				0.2	0.44
210	68311-68530	CUSHION	1				0.001	0.0022
220	68318-68570	CLAMP	1				0.32	0.704
230	68318-68580	CLAMP	1				0.43	0.946
240	68191-21190	BOLT HEX-SOC-HD	2				0.02	0.044
250	01133-61020	BOLT	2				0.02	0.044

OIL PIPING (S/P)





OIL PIPING (S/P)

↔ Interchangeable; ≠ not interchangeable; ← new for old; → old for new

REF.No	Part No.	Description	Q'ty	S.No.	I/C	REMARKS	Weight (kgf)	Weight (lb)
010	04810-00180	O RING	2				0	0
020	68311-61850	JOINT PIPE(LF-F/)	1				0.1	0.22
030	68311-61860	JOINT PIPE(LF-F/)	1				0.27	0.594
040	68391-92810	HOSE	1	≤11895			2.4	5.28
040	68391-92812	HOSE	1	≥11896	←		2.35	5.17
050	68391-92820	HOSE	1	≤11895			2.26	4.972
050	68391-99182	HOSE	1	≥11896	←		2.3	5.06
051	68391-63680	TUBE	4				0.04	0.088
052	55311-41260	BAND CORD	4				0.007	0.0154
060	68311-68120	CUSHION	1	≤11721			0.01	0.022
060	68311-68170	CUSHION	1	≥11722	←		0.016	0.0352
060	68311-68790	CUSHION	1	≥11896	←		0.03	0.066
070	69251-63920	CUSHION	1				0.03	0.066
080	68311-68770	CLAMP	1				0.11	0.242
090	01173-61090	BOLT	1				0.054	0.1188
095	04512-60100	WASHER SPRING	1				0.002	0.0044
100	68311-68160	COLLAR	1	≤11895			0.02	0.044
100	68311-68780	COLLAR	1	≥11896	←		0.015	0.033
110	02118-60100	NUT	1				0.006	0.0132
120	68318-92580	BLOCK	1	≤11859			0	0
120	68311-92582	BLOCK	1	≥11860	↔		0	0
120	68311-92583	BLOCK	1	≥11896	←		1.2	2.64
130	01133-61050	BOLT	2				0.035	0.077
140	68351-68540	ADAPTER	2				0	0
150	68311-92210	JOINT PIPE(ST-/)	1				0.17	0.374
160	68773-68360	BODY	1				0	0
170	06312-10040	PLUG	1				0.04	0.088
180	68318-92650	PIPE HYDRAULIC	1	≤11666			0	0
180	68318-92652	PIPE HYDRAULIC	1	≥11667	←		2.1	4.62
190	68773-68340	SLEEVE	1				0.006	0.0132
200	68773-68330	NUT	1				0.07	0.154
210	68318-92660	PIPE HYDRAULIC	1				3.1	6.82
220	68311-68450	SLEEVE	1				0.01	0.022
230	68311-68460	NUT	1				0.1	0.22
240	68318-92220	CLAMP	1	≤11895			0	0
240	68318-92222	CLAMP	1	≥11896	←		0.2	0.44
250	01133-61016	BOLT	2				0.018	0.0396
260	68318-92230	CLAMP	1				0	0
270	01133-61050	BOLT	1				0.035	0.077
272	68318-92690	PLATE	1	≥11667			0.04	0.088
274	01133-61020	BOLT	1	≤11666			0.02	0.044
274	01133-61030	BOLT	1	≥11667	≠		0.023	0.0506
280	01133-61020	BOLT	1				0.02	0.044
290	68311-92830	HOSE	1				1.3	2.86
300	68311-92840	HOSE	1				1	2.2
310	68318-92670	PIPE HYDRAULIC	1	≤11992			0.81	1.782
310	68318-92672	PIPE HYDRAULIC	1	≥11993	≠		0	0
320	68318-92680	PIPE HYDRAULIC	1				0.52	1.144
330	68318-92240	CLAMP	2				0.125	0.275
340	01133-61016	BOLT	4				0.018	0.0396
350	68318-92250	CLAMP	2				0.1	0.22
360	01133-61016	BOLT	4				0.018	0.0396
370	06312-10040	PLUG	2				0.04	0.088
380	68318-92640	CLAMP	1				0.07	0.154
390	68311-92630	CUSHION	1	≤11895			0.01	0.022

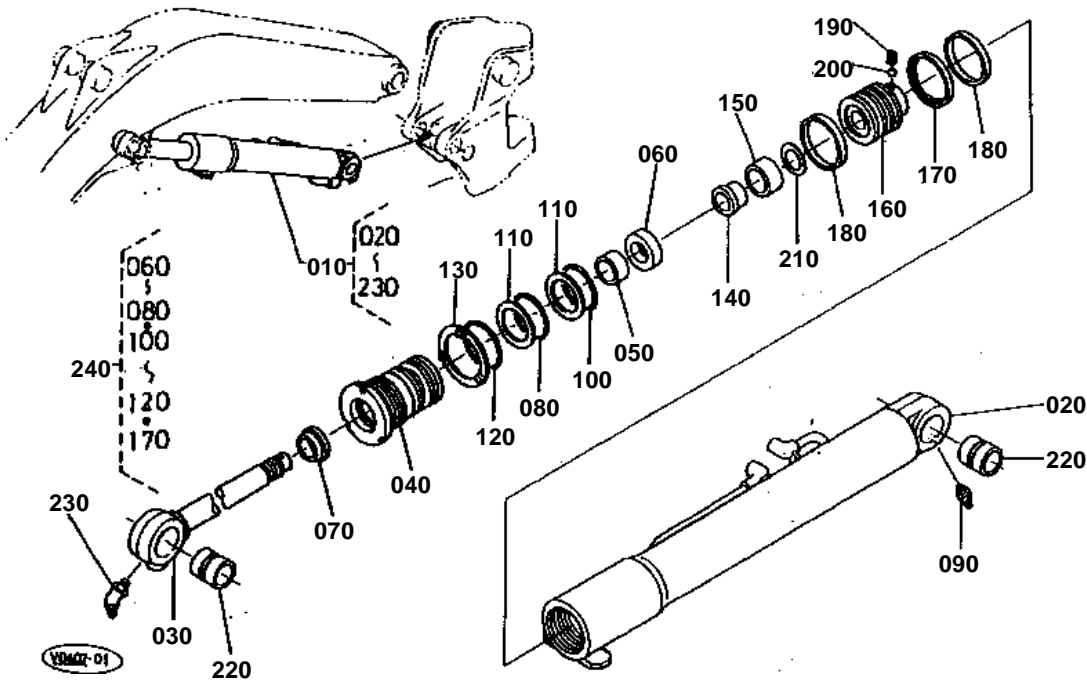


OIL PIPING (S/P)

↔ Interchangeable; ≠ not interchangeable; ← new for old; → old for new

REF.No	Part No.	Description	Q'ty	S.No.	I/C	REMARKS	Weight (kgf)	Weight (lb)
400	01133-61016	BOLT	1				0.018	0.0396

BOOM CYLINDER & COMPONENT PARTS



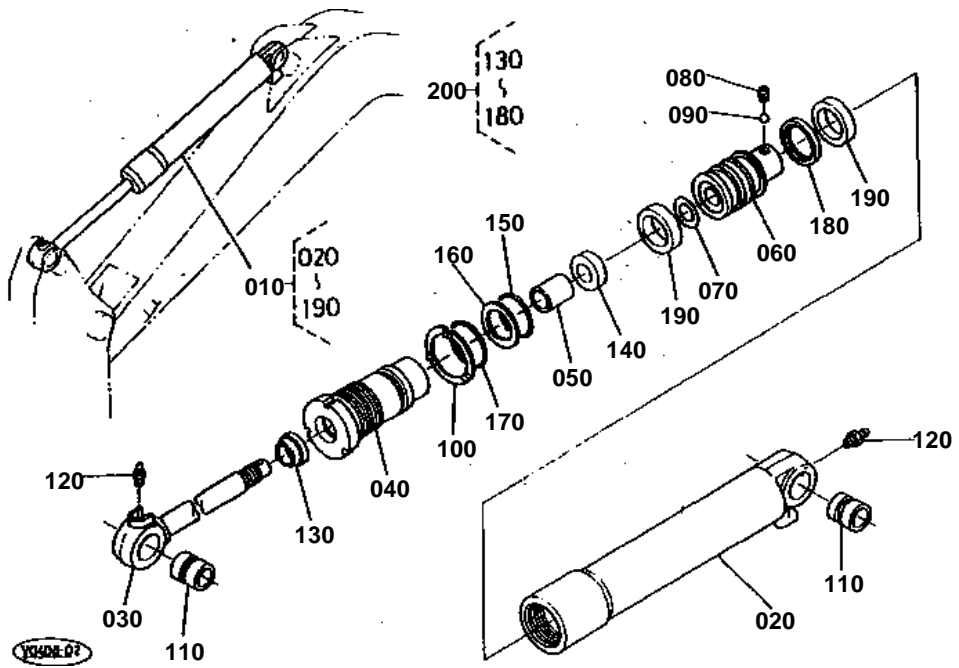


BOOM CYLINDER & COMPONENT PARTS

↔ Interchangeable; ≠ not interchangeable; ← new for old; → old for new

REF.No	Part No.	Description	Q'ty	S.No.	I/C	REMARKS	Weight (kgf)	Weight (lb)
010	68318-67700	ASSY CYLINDER BOOM	1				25.4	55.88
020	68318-71410	ASSY TUBE CYLINDER	1				13	28.6
030	68318-71320	ASSY ROD PISTON	1				8.05	17.71
040	68318-71330	CYLINDER HEAD	1				0	0
050	68861-93340	BUSH	1				0.05	0.11
060	68111-92140	U-RING	1				0.02	0.044
070	68741-71210	RING WIPER	1				0.02	0.044
080	68817-93430	O RING	1				0.005	0.011
090	06611-15010	NIPPLE GREASE	1				0.01	0.022
100	68591-67860	O RING	1				0.01	0.022
110	68119-2170	RING BACK UP	2				0	0
120	68817-93440	O RING	1				0.009	0.0198
130	68741-71380	WASHER LOCK	1				0.026	0.0572
140	68311-71380	SPACER	1				0.18	0.396
150	68311-71390	BEARING CUSHION	1				0.193	0.4246
160	68311-71340	PISTON	1				1.34	2.948
170	68741-71440	ASSY RING SEAL	1				0.03	0.066
180	68311-71350	RING SLIDE	2				0.02	0.044
190	68493-67650	SCREW SET	1				0.003	0.0066
200	68493-67670	BALL	1				0.001	0.0022
210	68311-71360	SHIM	1				0.01	0.022
220	68351-67660	BUSH PIN	2				0.262	0.5764
230	06616-25010	NIPPLE GREASE	1				0.008	0.0176
240	68301-91020	KIT SEAL	1			OPTION	0.07	0.154

ARM CYLINDER & COMPONENT PARTS



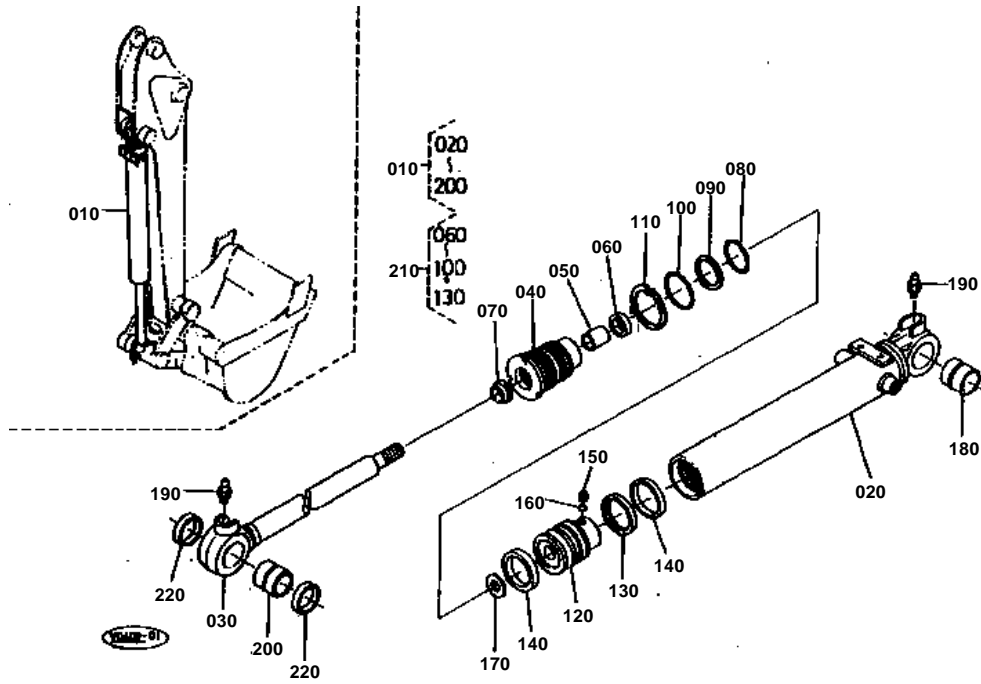


ARM CYLINDER & COMPONENT PARTS

↔ Interchangeable; ≠ not interchangeable; ← new for old; → old for new

REF.No	Part No.	Description	Q'ty	S.No.	I/C	REMARKS	Weight (kgf)	Weight (lb)
010	68318-67600	ASSY CYLINDER ARM	1				21.4	47.08
020	68318-71510	ASSY TUBE CYLINDER	1				1.18	2.596
030	68318-71520	ASSY ROD PISTON	1				8.9	19.58
040	68318-71530	CYLINDER HEAD	1				0	0
050	68861-93340	BUSH	1				0.05	0.11
060	68311-71540	PISTON	1				0.79	1.738
070	68311-71560	SHIM	1				0.01	0.022
080	68191-71370	SCREW SET	1				0.005	0.011
090	68701-71650	BALL	1				0.005	0.011
100	68741-71190	WASHER LOCK	1				0.014	0.0308
110	68351-67660	BUSH PIN	2				0.262	0.5764
120	06611-15010	NIPPLE GREASE	2				0.01	0.022
130	68741-71210	RING WIPER	1				0.02	0.044
140	68111-92140	U-RING	1				0.02	0.044
150	68861-93360	O RING	1				0.005	0.011
160	68541-71540	RING BACK UP	1				0.002	0.0044
170	68861-93370	O RING	1				0.005	0.011
180	68741-71270	ASSY RING SEAL	1				0.01	0.022
190	68311-71550	RING SLIDE	2				0.02	0.044
200	68861-93300	KIT SEAL ARM	1			OPTION	0.1	0.22

BUCKET CYLINDER & COMPONENT PARTS



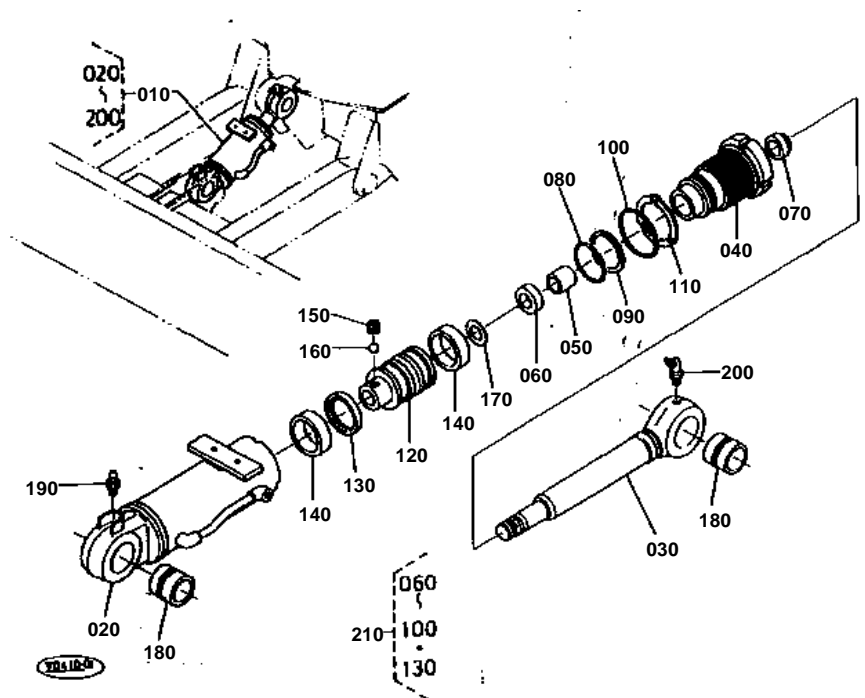


BUCKET CYLINDER & COMPONENT PARTS

↔ Interchangeable; ≠ not interchangeable; ← new for old; → old for new

REF.No	Part No.	Description	Q'ty	S.No.	I/C	REMARKS	Weight (kgf)	Weight (lb)
010	68318-67800	ASSY CYLINDER BUCKET	1				0	0
020	68318-71710	ASSY TUBE CYLINDER	1				12	26.4
030	68318-71720	ASSY ROD PPISTON	1				8.4	18.48
040	68318-71730	CYLINDER HEAD	1				0	0
050	68817-93460	BUSH	1				0.075	0.165
060	68371-92140	U-RING	1				0.03	0.066
070	68741-71790	RING WIPER	1				0.01	0.022
080	68591-67860	O RING	1				0.01	0.022
090	68571-71540	RING BACK UP	1				0.002	0.0044
100	04811-50750	O RING	1				0.002	0.0044
110	68021-71150	WASHER LOCK	1				0.02	0.044
120	68621-71540	PISTON	1				1	2.2
130	68741-71840	ASSY RING SEAL	1				0.01	0.022
140	68621-71550	RING SLIDE	2				0.02	0.044
150	68493-67650	SCREW SET	1				0.003	0.0066
160	68493-67670	BALL	1				0.001	0.0022
170	68311-71360	SHIM	1				0.01	0.022
180	68351-67660	BUSH PIN	1				0.262	0.5764
190	06611-15010	NIPPLE GREASE	2				0.01	0.022
200	68351-67770	BUSH PIN	1				0.208	0.4576
210	68311-91040	KIT SEAL BUCKET	1			OPTION	0.06	0.132
220	68741-66780	SEAL DUST	2				0.01	0.022

BLADE CYLINDER & COMPONENT PARTS



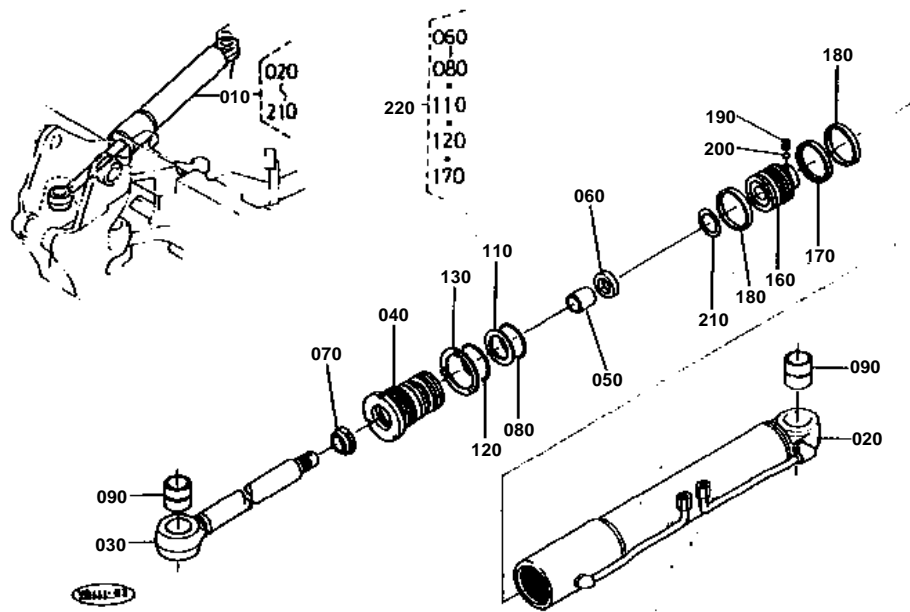


BLADE CYLINDER & COMPONENT PARTS

↔ Interchangeable; ≠ not interchangeable; ← new for old; → old for new

REF.No	Part No.	Description	Q'ty	S.No.	I/C	REMARKS	Weight (kgf)	Weight (lb)
010	68318-75100	ASSY CYLINDER BLADER	1				24	52.8
020	68318-71910	ASSY TUBE CYLINDER	1				13	28.6
030	68318-71920	ASSY ROD PISTON	1				7.9	17.38
040	68318-71930	CYLINDER HEAD	1				0	0
050	68817-93460	BUSH	1				0.075	0.165
060	68371-92140	U-RING	1				0.03	0.066
070	68741-71790	RING WIPER	1				0.01	0.022
080	04810-50850	O RING	1				0.003	0.0066
090	68371-92170	RING BACK UP	1				0.002	0.0044
100	04811-50900	O RING	1				0.003	0.0066
110	68741-71980	WASHER LOCK	1				0.03	0.066
120	68311-71940	PISTON	1				1.7	3.74
130	68741-72110	ASSY RING SEAL	1				0.02	0.044
140	68311-71950	RING SLIDE	2				0.03	0.066
150	68493-67650	SCREW SET	1				0.003	0.0066
160	68493-67670	BALL	1				0.001	0.0022
170	68311-71960	SHIM	1				0.01	0.022
180	68351-67540	BUSH PIN	2				0.275	0.605
190	06611-15010	NIPPLE GREASE	1				0.01	0.022
200	06616-25010	NIPPLE GREASE	1				0.008	0.0176
210	68301-91050	KIT SEAL BLADE	1			OPTION	0.07	0.154

SWING CYLINDER & COMPONENT PARTS



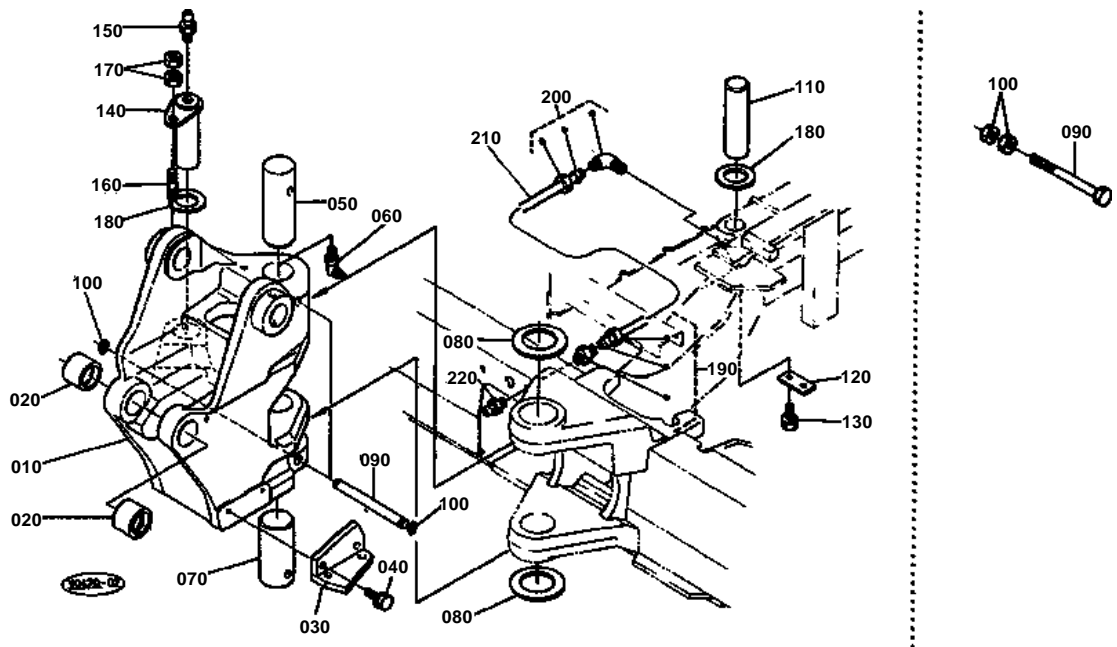


SWING CYLINDER & COMPONENT PARTS

↔ Interchangeable; ≠ not interchangeable; ← new for old; → old for new

REF.No	Part No.	Description	Q'ty	S.No.	I/C	REMARKS	Weight (kgf)	Weight (lb)
010	68318-67402	ASSY CYLINDER SWING	1				0	0
020	68318-71210	ASSY TUBE CYLINDER	1				10.4	22.88
030	68318-71220	ASSY ROD PISTON	1				7.7	16.94
040	68318-71230	CYLINDER HEAD	1				0	0
050	68861-93340	BUSH	1				0.05	0.11
060	68111-92140	U-RING	1				0.02	0.044
070	68741-71210	RING WIPER	1				0.02	0.044
080	68817-93430	O RING	1				0.005	0.011
090	68351-67660	BUSH PIN	2				0.262	0.5764
100	99999-99999	BLANK	0				0	0
110	68111-92170	RING BACK UP	1				0.01	0.022
120	68817-93440	O RING	1				0.009	0.0198
130	68741-71380	WASHER LOCK	1				0.026	0.0572
140	99999-99999	BLANK	0				0	0
150	99999-99999	BLANK	0				0	0
160	68311-71340	PISTON	1				1.34	2.948
170	68741-71440	ASSY RING SEAL	1				0.03	0.066
180	68311-71350	RING SLIDE	2				0.02	0.044
190	68493-67650	SCREW SET	1				0.003	0.0066
200	68493-67670	BALL	1				0.001	0.0022
210	68311-71360	SHIM	1				0.01	0.022
220	68311-91010	KIT SEAL SWING	1			OPTION	0.05	0.11

SWING BRACKET



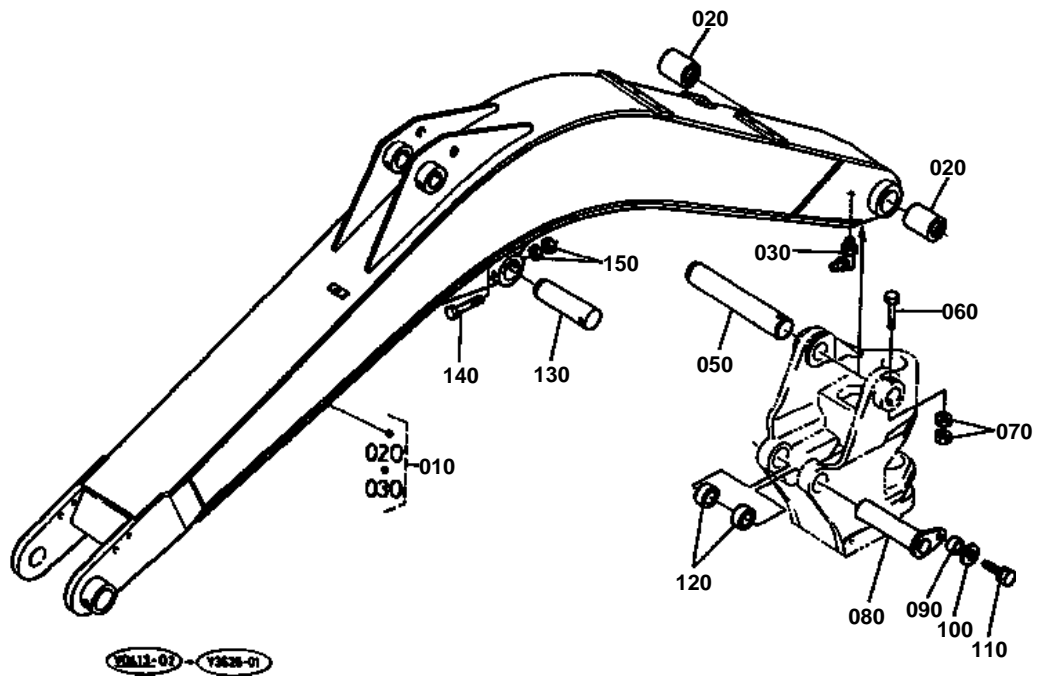


SWING BRACKET

↔ Interchangeable; ≠ not interchangeable; ← new for old; → old for new

REF.No	Part No.	Description	Q'ty	S.No.	I/C	REMARKS	Weight (kgf)	Weight (lb)
010	68318-66410	BRACKET SWING	1	<=11531			90.7	199.54
010	68318-66412	BRACKET SWING	1	>=11532	≠		0	0
020	68541-66440	BUSH	2				0.225	0.495
030	68318-66490	STOPPER	1				1.65	3.63
040	01133-61035	BOLT	2				0.027	0.0594
050	68311-66450	PIN	1	<=11531			3.51	7.722
050	68311-66453	PIN	1	>=11532	≠		0	0
060	06616-25010	NIPPLE GREASE	1				0.008	0.0176
070	68311-66460	PIN	1	<=11531			2.85	6.27
070	68311-66462	PIN	1	>=11532	≠		0	0
080	68351-66450	COLLAR THRUST	2				0.13	0.286
090	01173-61608	BOLT	2	<=11489			0	0
090	68311-66470	PIN	2	>=11490	≠		0.225	0.495
100	02174-60160	NUT	4	<=11489			0.02	0.044
100	04612-00160	CIR CLIP EXTERNAL	4	>=11490	≠		0.001	0.0022
110	68541-67440	PIN	1				1.58	3.476
120	68741-67450	PLATE KEY	1				0.08	0.176
130	01133-61020	BOLT	2				0.02	0.044
140	68741-67463	PIN	1				1.45	3.19
150	06611-15010	NIPPLE GREASE	1				0.01	0.022
160	01517-61025	STUD	1				0.02	0.044
170	02118-60100	NUT	2				0.006	0.0132
180	68721-66980	SHIM	3				0.01	0.022
190	68721-67390	CONNECTOR	1				0.035	0.077
200	68721-67480	CONNECTOR	1				0.02	0.044
210	68311-67470	TUBE GREASE	1				0.04	0.088
220	06611-15010	NIPPLE GREASE	1				0.01	0.022

BOOM

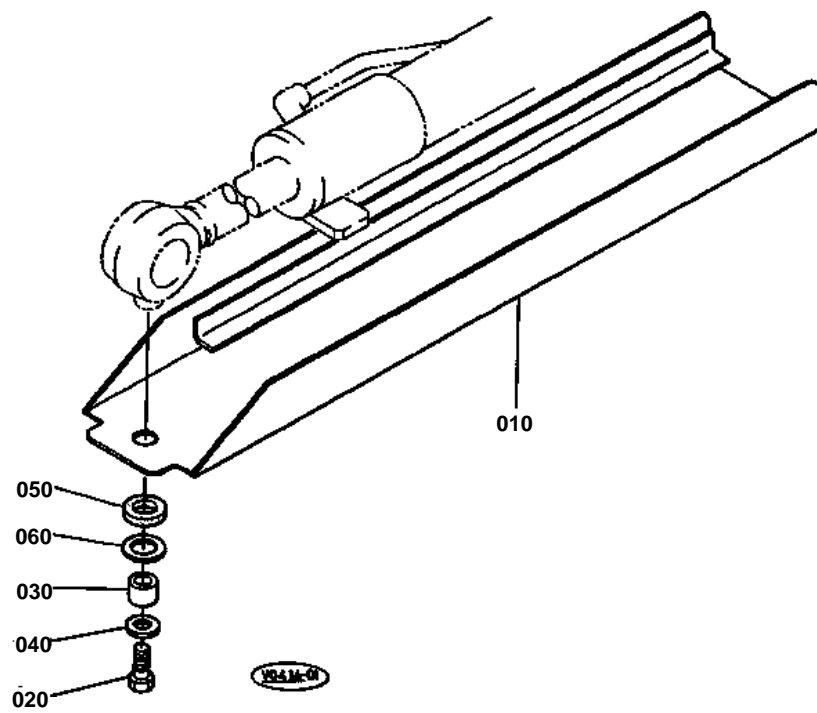


**BOOM**

↔ Interchangeable; ≠ not interchangeable; ← new for old; → old for new

REF.No	Part No.	Description	Q'ty	S.No.	I/C	REMARKS	Weight (kgf)	Weight (lb)
010	68318-66500	ASSY BOOM	1				114	250.8
020	68741-66524	BUSH	2				0.36	0.792
030	06616-25010	NIPPLE GREASE	1				0.008	0.0176
040	99999-99999	BLANK	0				0	0
050	68311-66540	PIN	1				3.94	8.668
060	01173-61201	BOLT	1				0.091	0.2002
070	02174-60120	NUT	2				0.01	0.022
080	68741-93183	PIN	1				2.18	4.796
090	68741-66920	SPACER	1				0.01	0.022
100	04015-60120	WASHER PLAIN	1				0.022	0.0484
110	01133-61225	BOLT	1				0.037	0.0814
120	68741-93190	COLLAR	2				0.14	0.308
130	68741-67560	PIN	1				1.45	3.19
140	01173-61285	BOLT	1				0.08	0.176
150	02174-60120	NUT	2				0.01	0.022

CYLINDER COVER (BOOM)



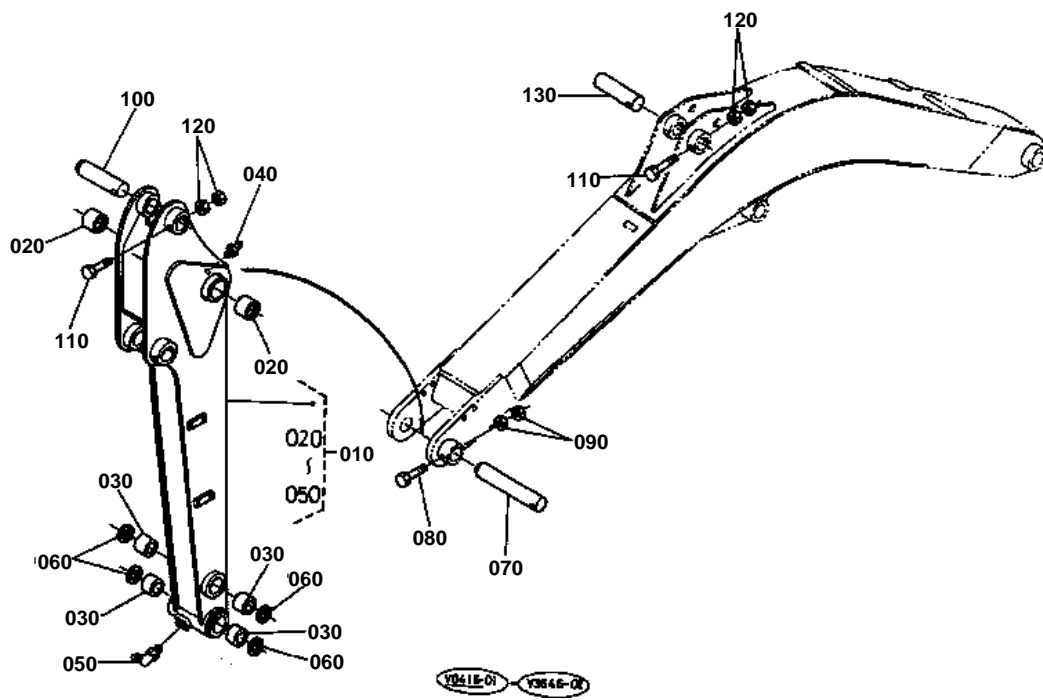


CYLINDER COVER (BOOM)

↔ Interchangeable; ≠ not interchangeable; ← new for old; → old for new

REF.No	Part No.	Description	Q'ty	S.No.	I/C	REMARKS	Weight (kgf)	Weight (lb)
010	68318-67530	COVER CYLINDER	1				4.32	9.504
020	01173-61220	BOLT	1				0.029	0.0638
030	68541-66580	COLLAR	1				0	0
040	04013-60120	WASHER PLAIN	1				0.01	0.022
050	68541-66560	CUSHION	1	≤11683			0	0
050	68541-66562	CUSHION	1	≥11684	←		0.01	0.022
060	04015-60160	WASHER PLAIN	1				0.058	0.1276

ARM



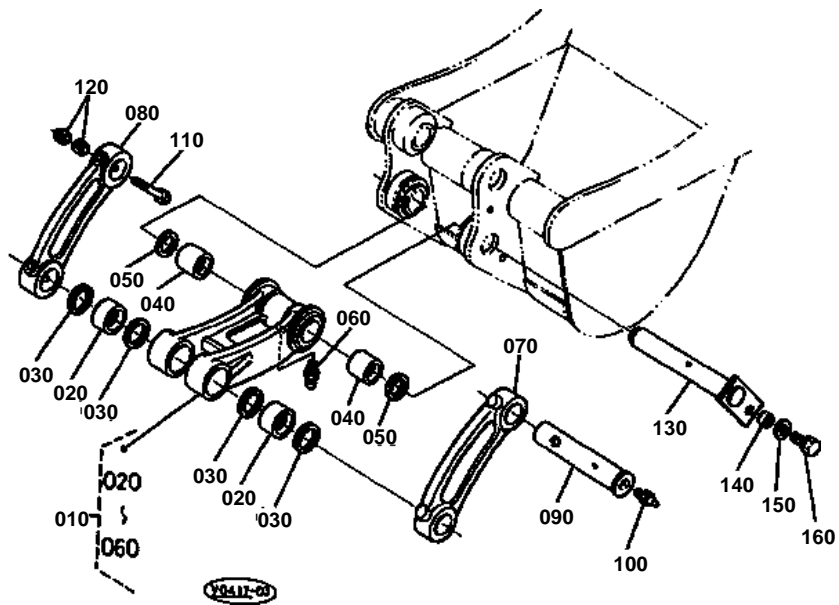


ARM

↔ Interchangeable; ≠ not interchangeable; ← new for old; → old for new

REF.No	Part No.	Description	Q'ty	S.No.	I/C	REMARKS	Weight (kgf)	Weight (lb)
010	68328-66600	ASSY ARM	1			1200MM	60	132
010	68318-95200	ASSY ARM	1	<=11683		1400MM	0	0
010	68318-95202	ASSY ARM	1	>=11684	←	1400MM	0	0
020	68741-66624	BUSH	2	<=11683			0	0
020	68741-66625	BUSH	2	>=11684	←		0.23	0.506
030	68741-66630	BUSH	4				0.15	0.33
040	06611-15010	NIPPLE GREASE	1				0.01	0.022
050	06616-25010	NIPPLE GREASE	1				0.008	0.0176
060	68741-66650	SEAL DUST	4				0.005	0.011
070	68761-66640	PIN	1				2.31	5.082
080	01173-61285	BOLT	1				0.08	0.176
090	02174-60120	NUT	2				0.01	0.022
100	68741-67560	PIN	1				1.45	3.19
110	01173-61285	BOLT	2				0.08	0.176
120	02174-60120	NUT	4				0.01	0.022
130	68481-74440	PIN	1				1.7	3.74

BUCKET LINK

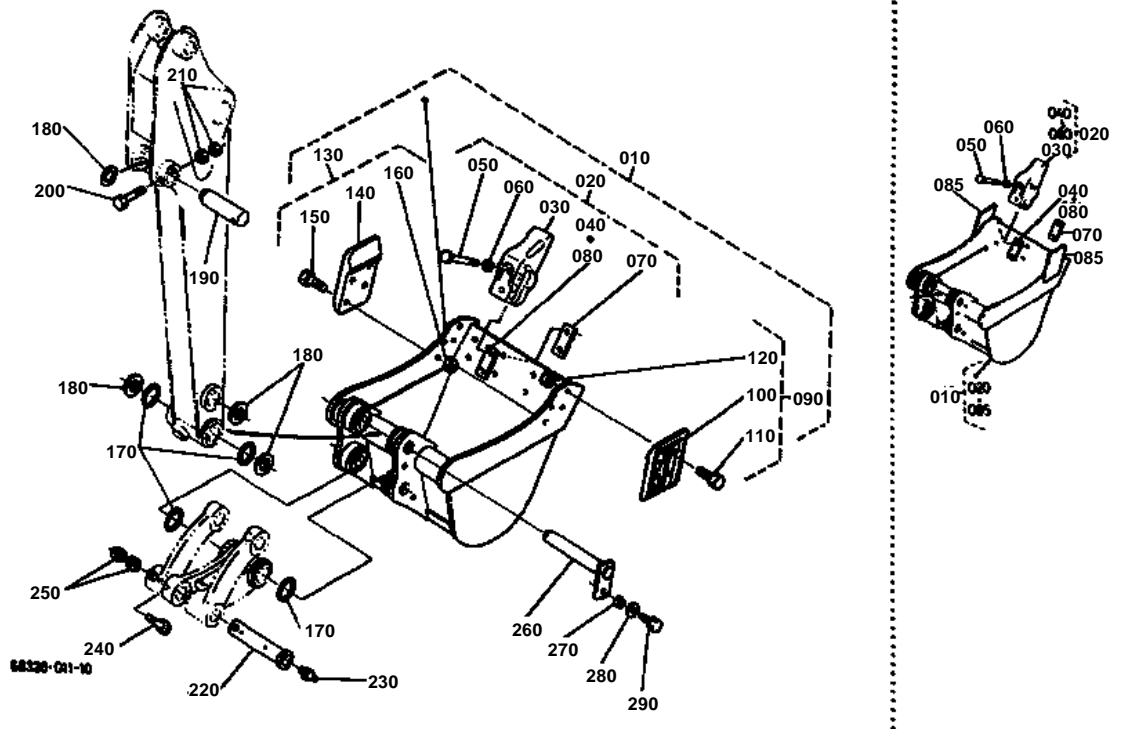


**BUCKET LINK**

↔ Interchangeable; ≠ not interchangeable; ← new for old; → old for new

REF.No	Part No.	Description	Q'ty	S.No.	I/C	REMARKS	Weight (kgf)	Weight (lb)
010	68318-66700	ASSY LINK BUCKET	1				7.2	15.84
020	68741-66770	BUSH	2				0.17	0.374
030	68741-66780	SEAL DUST	4				0.01	0.022
040	68741-66630	BUSH	2				0.15	0.33
050	68741-66650	SEAL DUST	2				0.005	0.011
060	06611-15010	NIPPLE GREASE	1				0.01	0.022
070	68318-66720	LINK BUCKET	1				0	0
080	68318-66730	LINK BUCKET	1				0	0
090	68741-66750	PIN	1				1.5	3.3
100	06611-15010	NIPPLE GREASE	1				0.01	0.022
110	01173-61200	BOLT	1				0.09	0.198
120	02174-60120	NUT	2				0.01	0.022
130	68311-66790	PIN	1				2	4.4
140	68741-66920	SPACER	1				0.01	0.022
150	04015-60120	WASHER PLAIN	1				0.022	0.0484
160	01133-61225	BOLT	1				0.037	0.0814

BUCKET

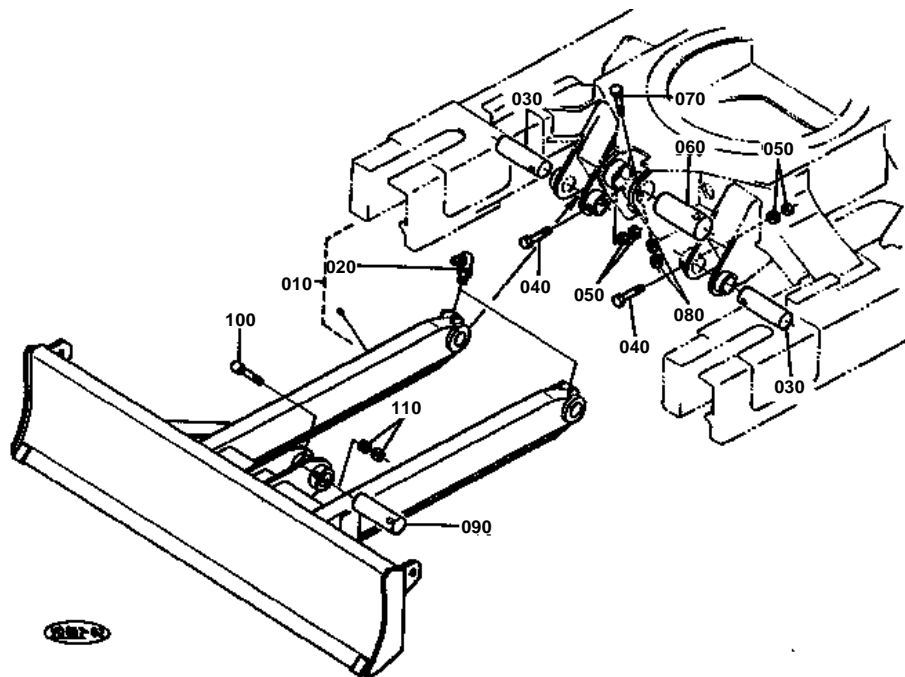


**BUCKET**

↔ Interchangeable; ≠ not interchangeable; ← new for old; → old for new

REF.No	Part No.	Description	Q'ty	S.No.	I/C	REMARKS	Weight (kgf)	Weight (lb)
010	68318-66010	ASSY BUCKET	1	≤11354		480MM EXCEPT KTC KCL	0	0
010	68318-66012	ASSY BUCKET	1	≥11355	←	480MM EXCEPT KTC KCL	0	0
020	68318-66900	ASSY TEETH	3	≤11354		EXCEPT KTC KCL	0	0
020	68318-66900	ASSY TEETH	4	≥11355		EXCEPT KTC KCL	0	0
020	68318-66100	ASSY TEETH	4	≥11896	←	EXCEPT KTC KCL	0	0
030	68131-66910	TEETH	3	≤11345		EXCEPT KTC KCL	0	0
030	68131-66910	TEETH	4	≥11355		EXCEPT KTC KCL	0	0
030	68311-66110	TEETH	4	≥11896	←	EXCEPT KTC KCL	0	0
040	68131-66930	SHIM	3	≤11354		EXCEPT KTC KCL	0.03	0.066
040	68131-66930	SHIM	4	≥11355		EXCEPT KTC KCL	0.03	0.066
050	01176-61448	BOLT	6	≤11354		EXCEPT KTC KCL	0.07	0.154
050	01176-61448	BOLT	8	≥11355		EXCEPT KTC KCL	0.07	0.154
060	04512-60140	WASHER SPRING	6	≤11354		EXCEPT KTC KCL	0.008	0.0176
060	04512-60140	WASHER SPRING	8	≥11355		EXCEPT KTC KCL	0.008	0.0176
070	68131-66920	NUT	3	≤11354		EXCEPT KTC KCL	0.14	0.308
070	68131-66920	NUT	4	≥11355		EXCEPT KTC KCL	0.14	0.308
080	69201-71390	SHIM	6	≤11354		EXCEPT KTC KCL	0.012	0.0264
080	69201-71390	SHIM	8	≥11355		EXCEPT KTC KCL	0.012	0.0264
085	68741-66980	CUTTER SIDE	2	≤11354		EXCEPT KTC KCL	1.08	2.376
090	68318-66200	ASSY SIDE-CUTTER LH	1	≥11355		EXCEPT KTC KCL	2.2	4.84
100	68318-66930	SIDE-CUTTER LH	1	≥11355		EXCEPT KTC KCL	1.8	3.96
110	68311-66950	BOLT	4	≥11355		EXCEPT KTC KCL	0.08	0.176
120	02076-60160	NUT	4	≥11355		EXCEPT KTC KCL	0.03	0.066
130	68318-66300	ASSY SIDE-CUTTER RH	1	≥11355		EXCEPT KTC KCL	2.2	4.84
140	68318-66940	SIDE-CUTTER RH	1	≥11355		EXCEPT KTC KCL	1.9	4.18
150	68311-66950	BOLT	4	≥11355		EXCEPT KTC KCL	0.08	0.176
160	02076-60160	NUT	4	≥11355		EXCEPT KTC KCL	0.03	0.066
170	68741-66850	O RING	4				0.02	0.044
180	68131-67720	SHIM	8				0.024	0.0528
180	68131-67730	SHIM	2				0.036	0.0792
190	68741-67560	PIN	1				1.45	3.19
200	01173-61285	BOLT	1				0.08	0.176
210	02174-60120	NUT	2				0.01	0.022
220	68741-66740	PIN	1				0	0
230	06611-15010	NIPPLE GREASE	1				0.01	0.022
240	01173-61201	BOLT	1				0.091	0.2002
250	02174-60120	NUT	2				0.01	0.022
260	68311-66790	PIN	1				2	4.4
270	68741-66920	SPACER	1				0.01	0.022
280	04015-60120	WASHER PLAIN	1				0.022	0.0484
290	01133-61225	BOLT	1				0.037	0.0814

BLADE

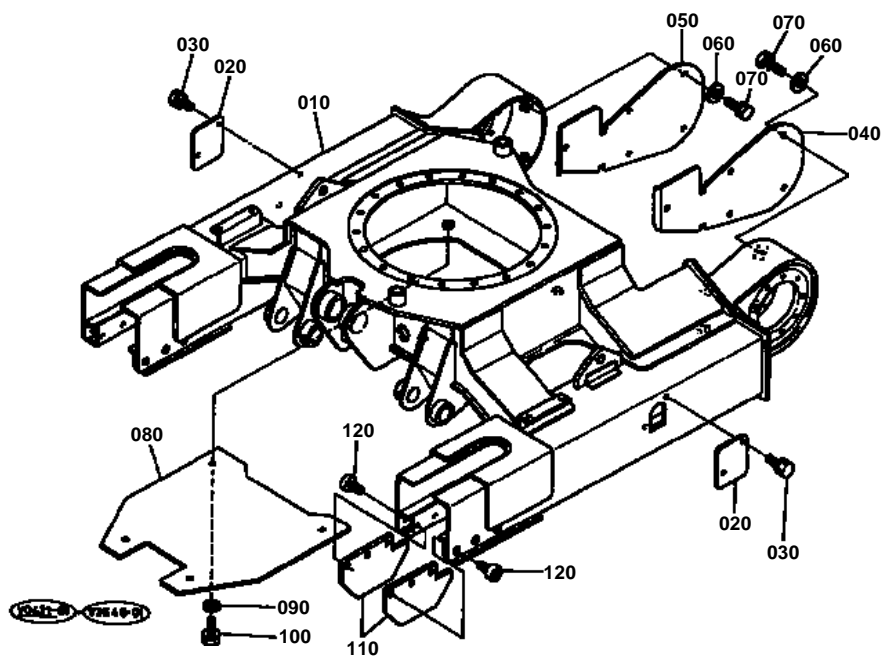


**BLADE**

↔ Interchangeable; ≠ not interchangeable; ← new for old; → old for new

REF.No	Part No.	Description	Q'ty	S.No.	I/C	REMARKS	Weight (kgf)	Weight (lb)
010	68398-94600	ASSY BLADE(L)	1			1450MM	95	209
020	06616-25010	NIPPLE GREASE	2				0.008	0.0176
030	68741-74440	PIN	2				1.6	3.52
040	01173-61285	BOLT	2				0.08	0.176
050	02174-60120	NUT	4				0.01	0.022
060	68161-74440	PIN	1				1.51	3.322
070	01176-61090	BOLT	1				0.054	0.1188
080	02118-60100	NUT	2				0.006	0.0132
090	68741-75120	PIN	1				1.62	3.564
100	01173-61295	BOLT	1				0.085	0.187
110	02174-60120	NUT	2				0.01	0.022

TRUCK FRAME



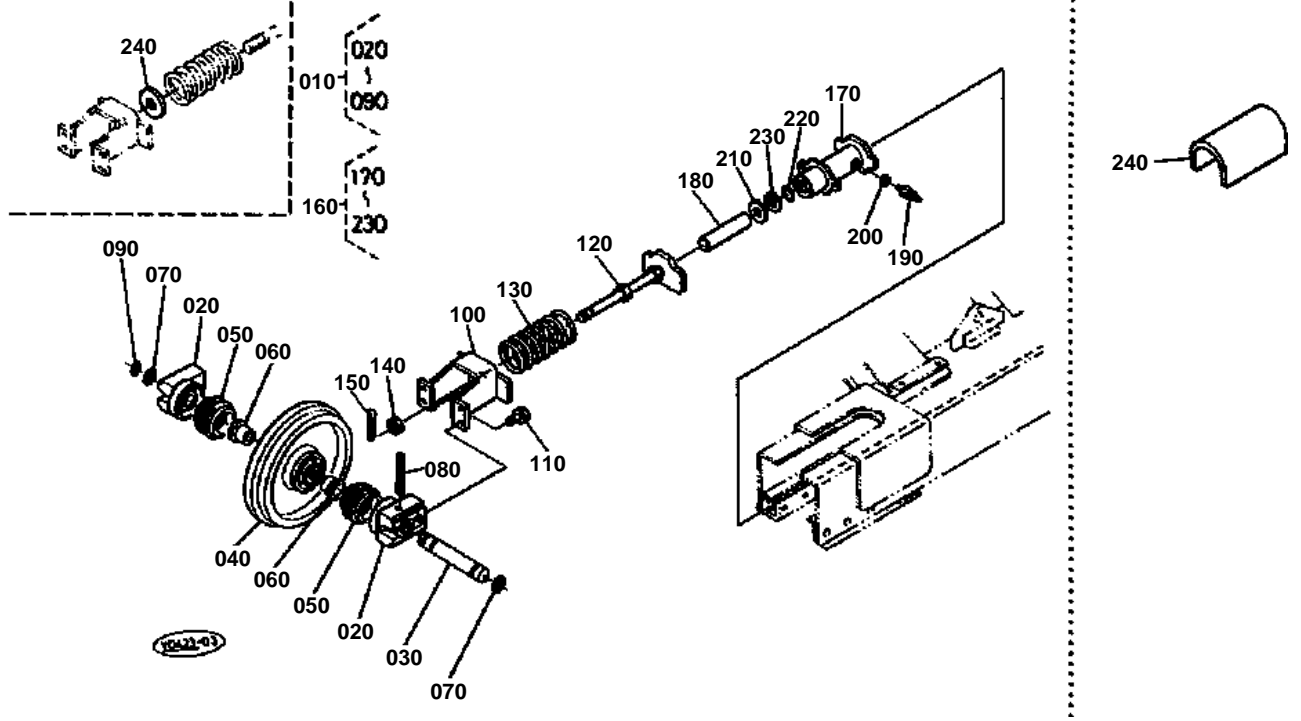


TRUCK FRAME

↔ Interchangeable; ≠ not interchangeable; ← new for old; → old for new

REF.No	Part No.	Description	Q'ty	S.No.	I/C	REMARKS	Weight (kgf)	Weight (lb)
010	68318-21110	FRAME TRACK	1			KE KDG KUK M.E.	0	0
010	68318-21210	FRAME TRACK	1			KTC KCL KTA	0	0
020	68318-21140	COVER	2				0.28	0.616
030	01133-61220	BOLT	4				0.033	0.0726
040	68318-21150	COVER MOTOR LH	1				1.64	3.608
050	68318-21160	COVER MOTOR RH	1				1.7	3.74
060	04015-60100	WASHER PLAIN	10				0.015	0.033
070	01133-61020	BOLT	10				0.02	0.044
080	68328-21170	COVER	1			KE KDG KUK M.E. KTA	4.75	10.45
080	68311-21170	COVER	1			KTC KCL	3.43	7.546
090	04015-60120	WASHER PLAIN	4				0.022	0.0484
100	01133-61225	BOLT	4				0.037	0.0814
110	68318-21180	GUIDE	4				0	0
120	68541-21180	BOLT HEX-SOC-HD	12				0.033	0.0726

RUBBER CRAWLER TYPE

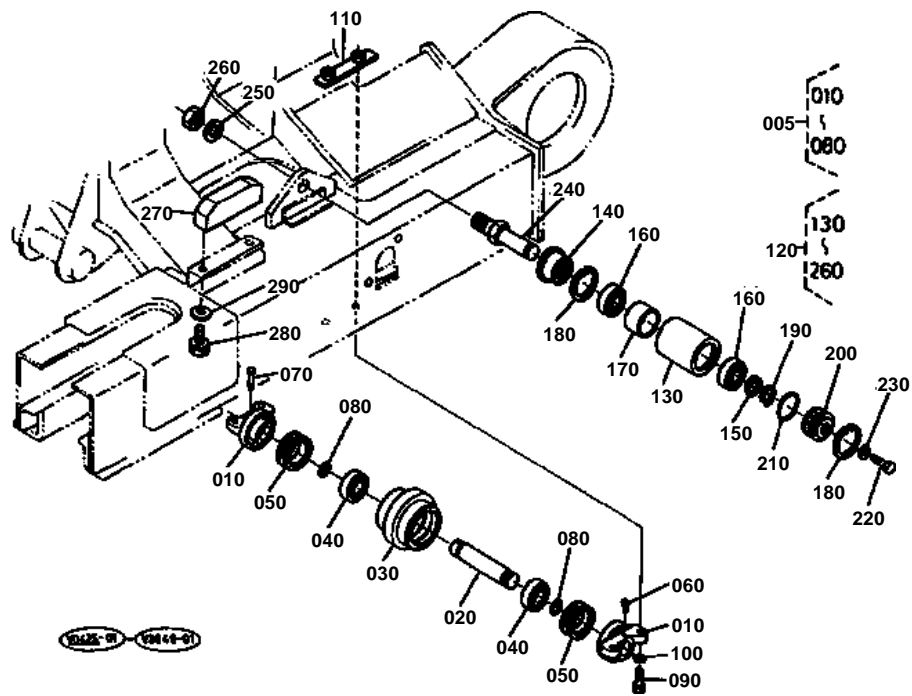


**IDLER**

↔ Interchangeable; ≠ not interchangeable; ← new for old; → old for new

REF.No	Part No.	Description	Q'ty	S.No.	I/C	REMARKS	Weight (kgf)	Weight (lb)
010	68318-21300	ASSY WHEEL IDLER	2				0	0
020	68318-21320	BRACKET	4				0	0
030	68761-21330	SHAFT IDLER	2				1.36	2.992
040	68318-21340	WHEEL IDLER	2				18.6	40.92
050	68221-14630	SEAL FLOATING	4				0.19	0.418
060	68761-21360	BUSH	4				0.13	0.286
070	04811-50300	O RING	4				0	0
080	05411-01080	PIN SPRING	2				0.015	0.033
090	68761-21380	WIRE	2				0.01	0.022
100	68311-21410	YOKE	2				5.5	12.1
110	01133-61225	BOLT	8				0.037	0.0814
120	68311-21430	RETAINER SPRING	2				0	0
130	68171-21422	SPRING	2				3.5	7.7
140	68741-21420	NUT	2				0.04	0.088
150	05511-50435	PIN SPLIT	2				0.004	0.0088
160	68311-21500	ASSY CYLINDER	2				0	0
170	68311-21510	TUBE CYLINDER	2				0	0
180	68371-21520	RAM	2				1.55	3.41
190	68371-21533	NIPPLE CYLINDER	2	<=11980			0	0
190	68371-21535	NIPPLE CYLINDER	2	>=11981	←		0.045	0.099
200	04724-00120	GASKET	2				0.002	0.0044
210	68241-21550	SEAL ROD	2				0.01	0.022
220	04810-00400	O RING	2				0	0
230	68051-62370	RING BACK UP	2				0.001	0.0022
240	68311-21440	SPACER	2	<=11571		RUBBER CRAWLER TYPE	2.5	5.5
240	90531-41130	SPACER	2	>=11572	≠	RUBBER CRAWLER TYPE	0.41	0.902

TRUCK ROLLER

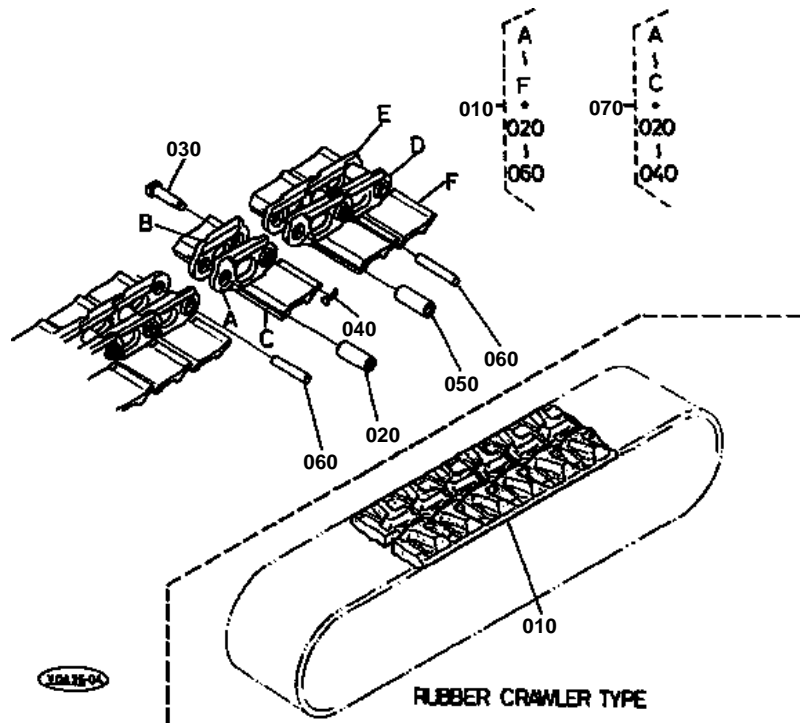


**TRUCK ROLLER**

↔ Interchangeable; ≠ not interchangeable; ← new for old; → old for new

REF.No	Part No.	Description	Q'ty	S.No.	I/C	REMARKS	Weight (kgf)	Weight (lb)
005	68318-21700	ASSY ROLLER TRUCK	6				0	0
010	68318-21710	BRACKET	12				0	0
020	68741-21720	SHAFT TRUCK ROLLER	6				0.8	1.76
030	68318-21750	ROLLER TRUCK	6				0	0
040	08101-06206	BEARING BALL	12				0.196	0.4312
050	68741-21350	SEAL FLOATING	12				0	0
060	68221-21730	PIN	6				0.005	0.011
070	68741-21770	PIN JOINT	6				0.01	0.022
080	04811-00240	O RING	12				0	0
090	01133-61240	BOLT	24			KE KDG KUK M.E. KTA	0.05	0.11
090	01173-61240	BOLT	24			KTC KCL	0.045	0.099
100	04512-60120	WASHER SPRING	24			KTC KCL	0.005	0.011
110	68311-21780	NUT	12				0.11	0.242
120	68318-21900	ASSY ROLLER CARRYER	2				3.8	8.36
130	68318-21950	ROLLER CARRIER	2				1.83	4.026
140	68221-21930	SEAL OIL	2				0.1	0.22
150	68351-21960	SPACER	2				0.006	0.0132
160	08141-06206	BEARING BALL	4				0.192	0.4224
170	68351-21970	COLLAR	2				0.125	0.275
180	04611-00620	CIR CLIP INTERNAL	4				0.011	0.0242
190	04612-00300	CIR CLIP EXTERNAL	2				0.003	0.0066
200	68351-21980	CAP	2				0.19	0.418
210	04811-07560	O RING	2				0.002	0.0044
220	06331-35010	PLUG	2				0.012	0.0264
230	04717-01000	WASHER WITH RUBBER	2				0.001	0.0022
240	68318-21920	SHAFT CARRIER ROLLER	2				0	0
250	69201-66320	WASHER SPRING	2				0.07	0.154
260	69201-66390	NUT	2				0.145	0.319
270	68311-21830	GUARD UPPER	2			RUBBER CRAWLER TYPE	2.1	4.62
280	01133-61220	BOLT	4			RUBBER CRAWLER TYPE	0.033	0.0726
290	04013-60120	WASHER PLAIN	4			RUBBER CRAWLER TYPE	0.01	0.022

CRAWLER



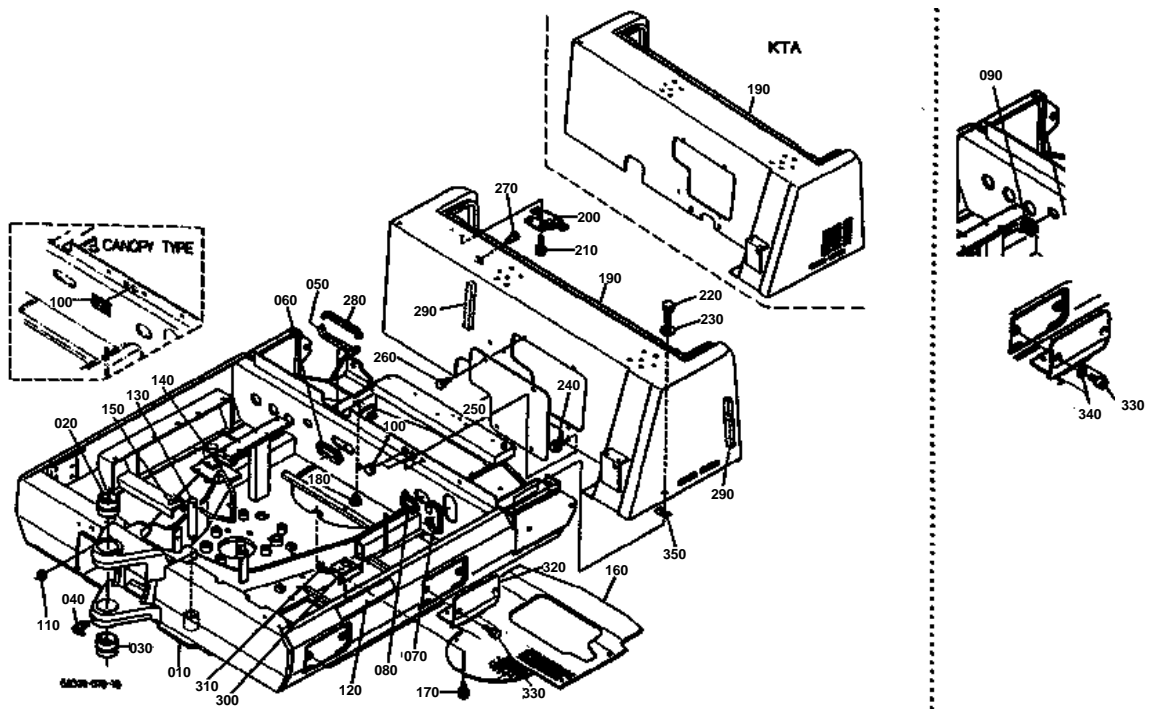


CRAWLER

↔ Interchangeable; ≠ not interchangeable; ← new for old; → old for new

REF.No	Part No.	Description	Q'ty	S.No.	I/C	REMARKS	Weight (kgf)	Weight (lb)
010	68328-22100	ASSY CRAWLER	2	<=11974		300MM	0	0
010	68325-22100	ASSY CRAWLER	2	>=11975	←	300MM	0	0
010	90731-51150	CRAWLER RUBBER	2			RUBBER CRAWLER TYPE	110.9	243.98
020	69110-22230	BUSH	2				0.155	0.341
030	69110-22242	PIN MASTER	2				0.18	0.396
040	68351-22190	PIN SET	2				0.007	0.0154
050	69110-22230	BUSH	72				0.155	0.341
060	69110-22290	PIN TRUCK	72				0.157	0.3454
070	68391-22250	ASSY LINK	2	<=12159		OPTION	0	0
070	68391-22252	ASSY LINK	2	>=12160	←	OPTION	3.9	8.58

SWIVEL FRAME



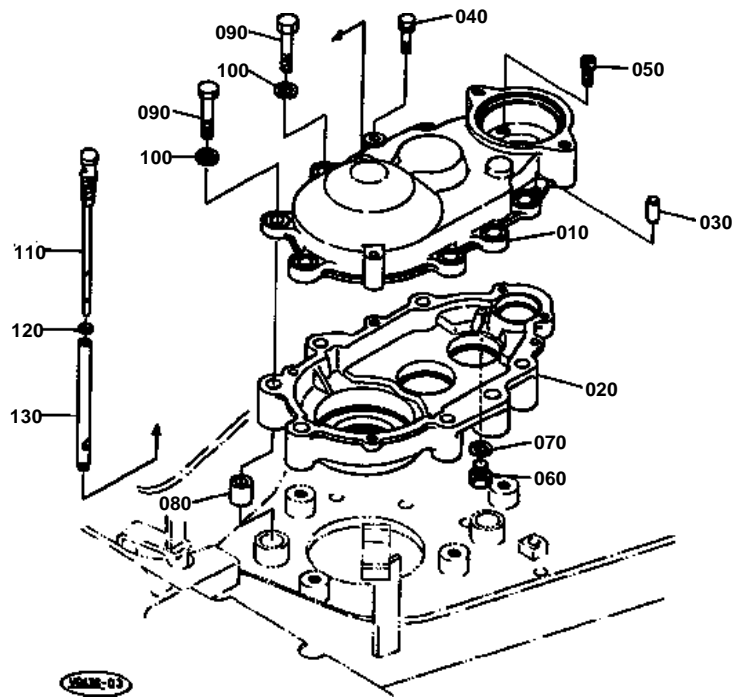


SWIVEL FRAME

↔ Interchangeable; ≠ not interchangeable; ← new for old; → old for new

REF.No	Part No.	Description	Q'ty	S.No.	I/C	REMARKS	Weight (kgf)	Weight (lb)
010	68398-41110	FRAME SWING	1	≤11631		KE KDG KUK M.E.	0	0
010	68398-41080	FRAME SWING	1	≥11632	↔	KE KDG KUK M.E.	0	0
010	68328-41120	FRAME SWING	1			KTC KCL KTA	0	0
020	68311-41120	BUSH	1				0.57	1.254
030	68311-41130	BUSH	1				0.43	0.946
040	06616-35010	NIPPLE GREASE	1				0.009	0.0198
050	68391-41370	GROMMET	1				0.012	0.0264
060	68311-41330	GROMMET	1	≤11448			0.03	0.066
060	68311-41460	TRIM	1	≥11449	↔		0.02	0.044
070	68311-41360	GROMMET	1	≤11448			0	0
070	68311-41470	TRIM	1	≥11449	↔		0.02	0.044
080	68741-41280	GROMMET	1	≤11448			0	0
080	68311-41480	TRIM	1	≥11449	↔		0.015	0.033
090	68311-41340	GROMMET	1	≤11448			0.01	0.022
100	68331-51430	GROMMET	2			CABIN TYPE	0.01	0.022
100	68331-51430	GROMMET	2	≤11489		CANOPY TYPE	0.01	0.022
100	68311-41380	LABEL	1	≥11490	≠	CANOPY TYPE	0.001	0.0022
110	68551-51250	CUSHION	1				0.001	0.0022
120	68311-41160	STOPPER	1			CANOPY TYPE	0.02	0.044
130	68311-41180	PIN SWING LOCK	1	≤11895			0	0
130	RD101-41180	PIN SWING LOCK	1	≥11896	←		0.89	1.958
140	68391-41192	LEVER SWING LOCK	1				0.3	0.66
150	05515-51000	PIN SNAP	1				0	0
160	68398-41140	COVER	1				3.55	7.81
170	01135-61020	BOLT	5				0.015	0.033
180	68741-66560	CAP	3				0.001	0.0022
190	68398-41210	FRAME ARCH	1	≤11448		KE KDG KUK M.E.	47.5	104.5
190	68398-41214	FRAME ARCH	1	≥11449	≠	KE KDG KUK M.E.	0	0
190	68328-41220	FRAME ARCH	1			KTC KCL KTA	75.5	166.1
190	68328-41310	FRAME ARCH	1	≥11975		KTA	0	0
200	68318-41220	HINGE	2				0.77	1.694
210	01133-61020	BOLT	4				0.02	0.044
220	01133-61225	BOLT	4				0.037	0.0814
230	04013-60120	WASHER PLAIN	4				0.01	0.022
240	01135-61020	BOLT	3				0.015	0.033
250	68318-41230	COVER	1			KE KDG KUK M.E.	1.78	3.916
250	68658-41230	COVER	1			KTC KCL KTA	1.9	4.18
260	01133-61016	BOLT	4				0.018	0.0396
270	68351-43220	CUSHION	2				0.004	0.0088
280	68773-42580	GROMMET	1				0.02	0.044
290	68311-41280	TRIM	2				0.027	0.0594
300	68311-41170	BRACKET	1				0.31	0.682
310	01135-61020	BOLT	2				0.015	0.033
320	68318-41410	COVER	2				0.61	1.342
330	68311-41450	BOLT HEX-SOC-HD	4	≤11571			0	0
330	01123-60816	BOLT	4	≥11572	←		0.01	0.022
330	01123-60820	BOLT	4	≥11677	↔		0.015	0.033
340	04512-60080	WASHER SPRING	4	≤11571			0.002	0.0044
350	68311-41250	SHIM	2	≥11756			0.003	0.0066

SWIVEL GEAR CASE



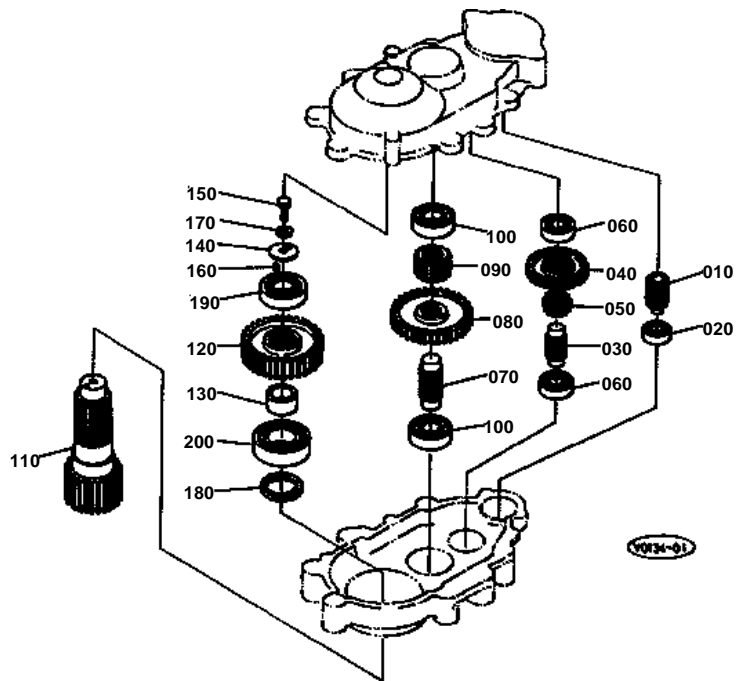


SWIVEL GEAR CASE

↔ Interchangeable; ≠ not interchangeable; ← new for old; → old for new

REF.No	Part No.	Description	Q'ty	S.No.	I/C	REMARKS	Weight (kgf)	Weight (lb)
010	68391-17110	COVER GEAR CASE	1				8.5	18.7
020	68741-17135	CASE GEAR SWING	1				10	22
030	05012-01022	PIN STRAIGHT	2				0.014	0.0308
040	01133-61060	BOLT	2				0.04	0.088
050	01315-11020	BOLT HEX-SOC-HD	2				0.02	0.044
060	06331-35016	PLUG	1				0.04	0.088
070	04717-01600	WASHER WITH RUBBER	1				0.003	0.0066
080	68773-17190	KNOCK COLLAR	2				0.1	0.22
090	01173-61600	BOLT	7				0.165	0.363
100	04512-60160	WASHER SPRING	7				0.01	0.022
110	68391-17140	GAUGE OIL	1	<=11531			0.08	0.176
110	68391-17150	GAUGE OIL	1	>=11532	≠		0.02	0.044
120	04717-01600	WASHER WITH RUBBER	1				0.003	0.0066
130	68391-17160	PIPE	1	<=11448			0.42	0.924
130	68391-17162	PIPE	1	>=11449	≠		0.38	0.836

SWIVEL GEAR



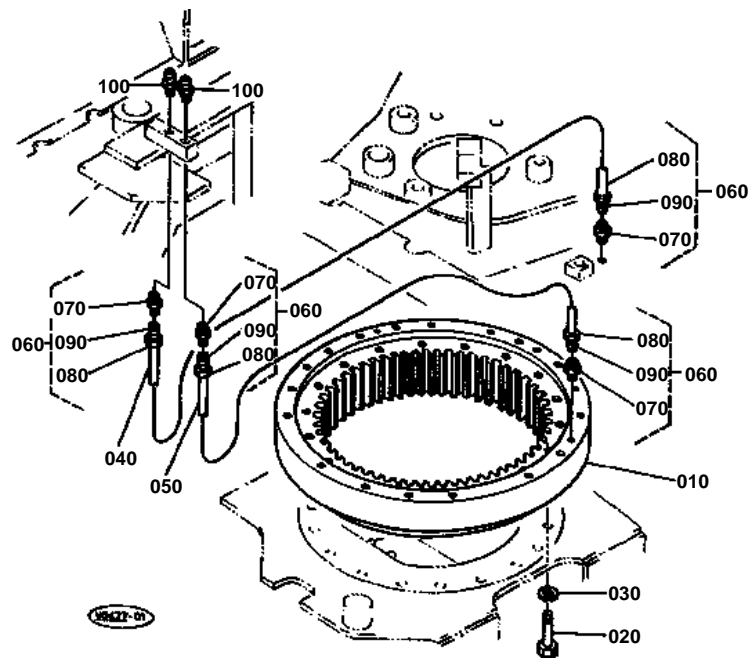


SWIVEL GEAR

↔ Interchangeable; ≠ not interchangeable; ← new for old; → old for new

REF.No	Part No.	Description	Q'ty	S.No.	I/C	REMARKS	Weight (kgf)	Weight (lb)
010	68741-13110	GEAR	1				0.21	0.462
020	08101-06006	BEARING BALL	1				0.13	0.286
030	68741-18210	SHAFT	1				0.2	0.44
040	68741-18220	GEAR	1				0.65	1.43
050	68741-18240	GEAR	1				0.26	0.572
060	08101-06305	BEARING BALL	2				0.23	0.506
070	68741-18310	SHAFT	1				0.6	1.32
080	68741-18340	GEAR	1				1.28	2.816
090	68741-18330	GEAR	1				0.46	1.012
100	38450-25350	BEARING BALL	2				0.345	0.759
110	68391-18410	SHAFT PINION	1				4.72	10.384
120	68741-18440	GEAR	1				4.92	10.824
130	68741-18430	COLLAR	1				0.23	0.506
140	68131-31480	WASHER	1				0.12	0.264
150	01173-61225	BOLT	1				0.034	0.0748
160	05012-00410	PIN STRAIGHT	1				0.001	0.0022
170	68131-31430	WASHER WITH CLAW	1				0.01	0.022
180	09506-08012	SEAL OIL	1				0.038	0.0836
190	08101-06309	BEARING BALL	1				0.82	1.804
200	08621-00311	BEARING ROLLER	1				1.48	3.256

SWIVEL BEARING



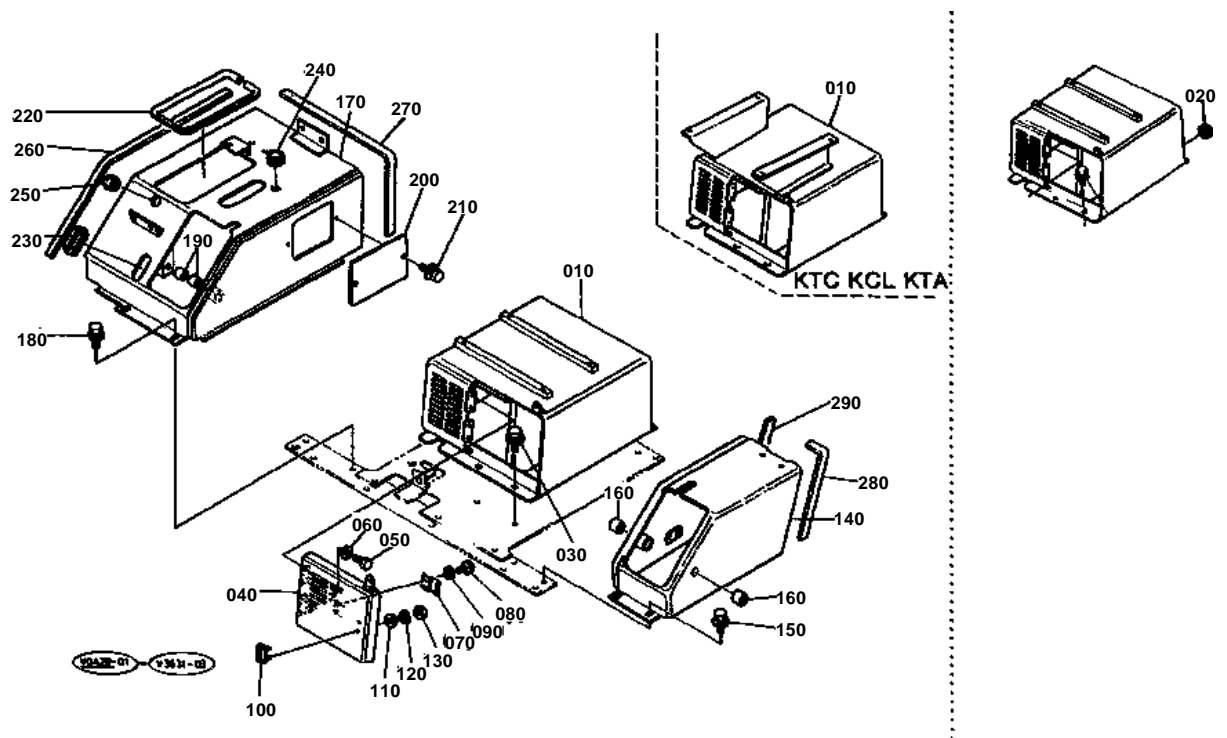


SWIVEL BEARING

↔ Interchangeable; ≠ not interchangeable; ← new for old; → old for new

REF.No	Part No.	Description	Q'ty	S.No.	I/C	REMARKS	Weight (kgf)	Weight (lb)
010	68391-19110	BEARING SWING	1				40	88
020	01176-61635	BOLT	35				0.04	0.088
030	04512-60160	WASHER SPRING	35				0.01	0.022
040	68741-19210	TUBE NYLON	1				0.02	0.044
050	68311-19220	TUBE GREASE	1				0.01	0.022
060	68241-67470	CONNECTOR	4				0.013	0.0286
070	68241-67480	BODY CONNECTOR	4				0.01	0.022
080	68331-41350	NUT	4				0.002	0.0044
090	68331-41340	SLEEVE	4				0.001	0.0022
100	06611-15010	NIPPLE GREASE	2				0.01	0.022

FLOOR PLATE (1)



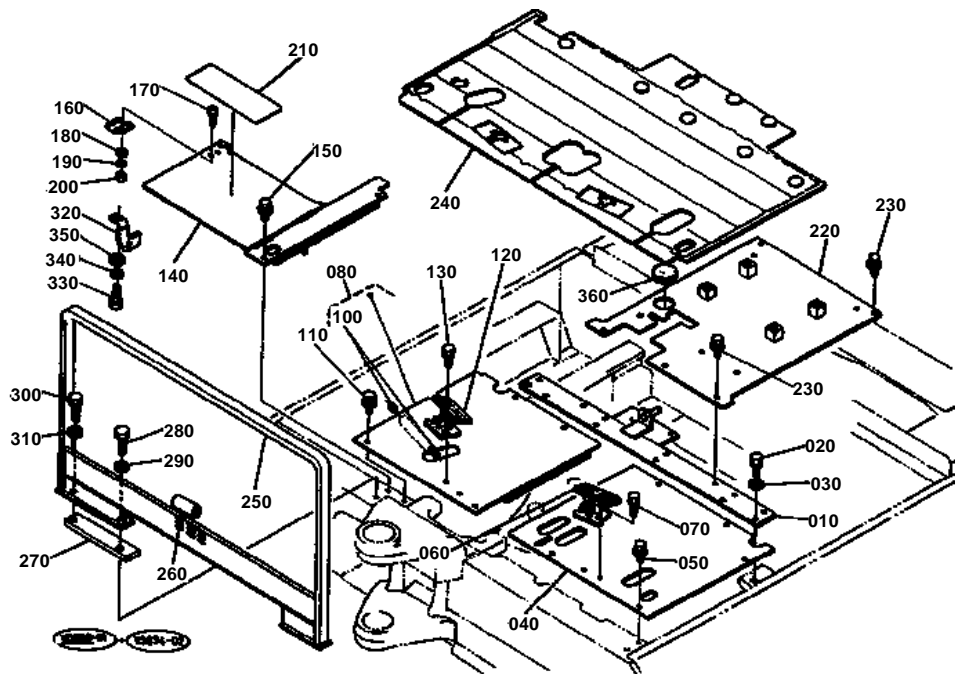


FLOOR PLATE (1)

↔ Interchangeable; ≠ not interchangeable; ← new for old; → old for new

REF.No	Part No.	Description	Q'ty	S.No.	I/C	REMARKS	Weight (kgf)	Weight (lb)
010	68328-44360	CASE TOOLS	1			KE KDG KUK M.E.	8.5	18.7
010	68328-44370	CASE TOOLS	1			KTC KCL KTA	10.306	22.6732
020	90407-11210	GROMMET	1	≤11703			0.006	0.0132
030	01135-61020	BOLT	4				0.015	0.033
040	68318-44370	COVER TOOLS BOX	1				0.6	1.32
050	01053-60612	BOLT	4				0.006	0.0132
060	04012-50060	WASHER PLAIN	4				0.001	0.0022
070	68701-41240	SPRING CATCH	1				0.01	0.022
080	03024-60512	SCREW WITH WASHER	2				0.002	0.0044
090	04012-50050	WASHER PLAIN	2				0.001	0.0022
100	55411-21360	CATCH	1				0.018	0.0396
110	04012-50050	WASHER PLAIN	2				0.001	0.0022
120	04512-60050	WASHER SPRING	2				0.002	0.0044
130	02054-60050	NUT	2				0.003	0.0066
140	68318-44210	COVER LH	1	≤11354			0	0
140	68318-44212	COVER LH	1	≥11355	←		0.45	0.99
150	01135-61020	BOLT	4				0.015	0.033
160	08511-01620	BUSH	2				0.008	0.0176
170	68318-44540	COVER RH	1				7.4	16.28
180	01135-61020	BOLT	4				0.015	0.033
190	08511-01620	BUSH	2				0.008	0.0176
200	68318-44550	COVER	1				0.25	0.55
210	01125-60816	BOLT	2				0.01	0.022
220	68311-44560	GROMMET	1	≤11448			0	0
220	68311-44520	TRIM	1	≥11449	↔		0.05	0.11
230	68311-44570	GROMMET	1				0.03	0.066
240	68331-51430	GROMMET	1				0.01	0.022
250	90407-11210	GROMMET	1				0.006	0.0132
260	68311-44710	SEAL RUBBER	1	≤11602			0.04	0.088
260	68311-44720	SEAL RUBBER	1	≥11603	←		0.03	0.066
270	68311-44720	SEAL RUBBER	1	≤11602			0.03	0.066
270	68311-44750	SEAL RUBBER	1	≥11603	←		0.018	0.0396
280	68311-44730	SEAL RUBBER	1				0.01	0.022
290	68311-44740	SEAL RUBBER	1				0.01	0.022

FLOOR PLATE (2)



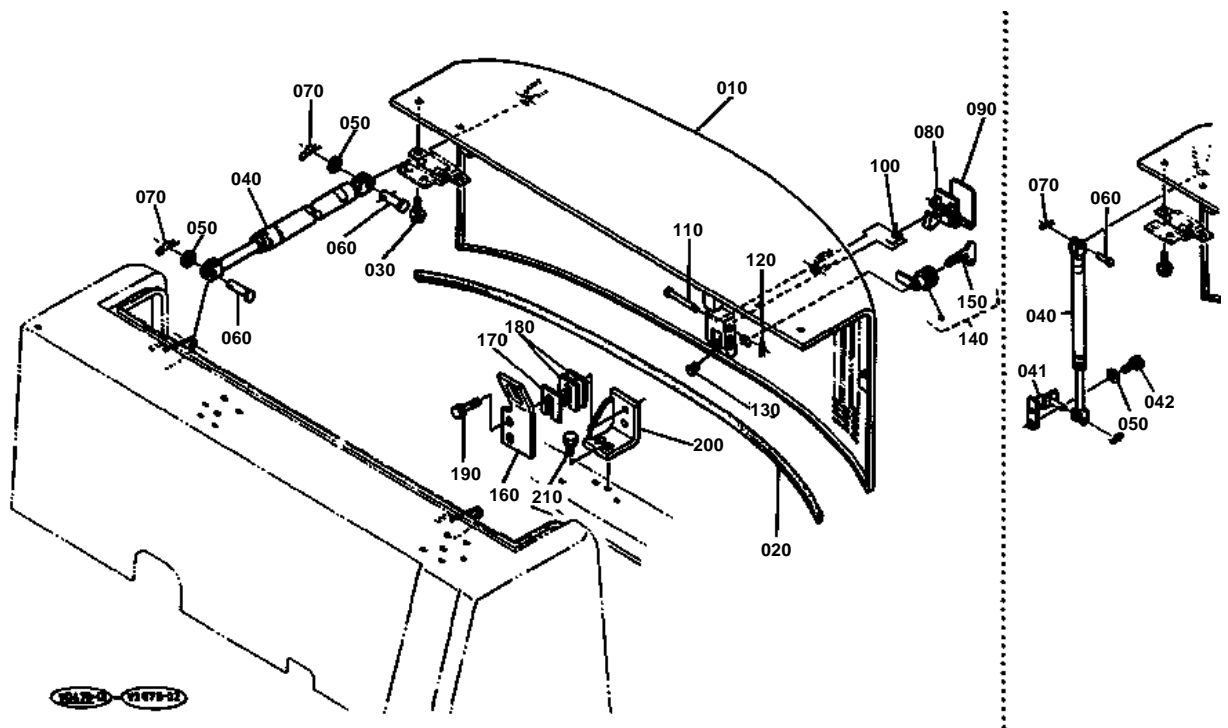


FLOOR PLATE (2)

↔ Interchangeable; ≠ not interchangeable; ← new for old; → old for new

REF.No	Part No.	Description	Q'ty	S.No.	I/C	REMARKS	Weight (kgf)	Weight (lb)
010	68318-44110	SUPPORT STEP	1				3	6.6
020	01133-61225	BOLT	2				0.037	0.0814
030	04013-60120	WASHER PLAIN	2				0.01	0.022
040	68318-44130	STEP	1			KE KDG KUK M.E. KTA	3.6	7.92
040	68318-44120	STEP	1			KTC KCL	3.65	8.03
050	01135-61020	BOLT	5				0.015	0.033
060	68318-44140	SUPPORT PLATE	1				1.1	2.42
070	01133-61025	BOLT	2				0.02	0.044
080	68328-44100	ASSY STEP	1				3.7	8.14
090	99999-99999	BLANK	0				0	0
100	08511-01210	BUSH	2				0.005	0.011
110	01135-61020	BOLT	4				0.015	0.033
120	68318-44140	SUPPORT PLATE	1				1.1	2.42
130	01133-61025	BOLT	2				0.02	0.044
140	68398-44170	COVER	1			KE KDG KUK M.E. KTA	3.2	7.04
140	68398-44180	COVER	1			KTC KCL	8	17.6
150	01135-61020	BOLT	2				0.015	0.033
160	68701-41240	SPRING CATCH	1				0.01	0.022
170	03024-60512	SCREW WITH WASHER	2				0.002	0.0044
180	04012-50050	WASHER PLAIN	2				0.001	0.0022
190	04512-60050	WASHER SPRING	2				0.002	0.0044
200	02054-60050	NUT	2				0.003	0.0066
210	68391-44180	STOPPER	1				0.09	0.198
220	68328-44350	STEP	1				6.2	13.64
230	01135-61020	BOLT	5				0.015	0.033
240	68318-44450	MAT	1			KE KDG KUK M.E. KTA CANOPY TYPE	3.2	7.04
240	68658-44450	MAT	1			KE KDG KUK KTA CABIN TYPE	3.8	8.36
240	68311-92130	MAT	1			KTC KCL CANOPY TYPE	4.5	9.9
240	68329-44450	MAT	1			KTC KCL CABIN TYPE	0	0
250	68311-44120	RAIL HAND	1			CANOPY TYPE	5	11
260	68311-44190	COVER	1			CANOPY TYPE	0.01	0.022
270	68391-44580	SPACER	1			CANOPY TYPE	0.11	0.242
280	01173-61635	BOLT	2			CANOPY TYPE	0.077	0.1694
290	04512-60160	WASHER SPRING	2			CANOPY TYPE	0.01	0.022
300	01133-61235	BOLT	2			CANOPY TYPE	0.043	0.0946
310	04013-60120	WASHER PLAIN	2			CANOPY TYPE	0.01	0.022
320	36200-77610	ASSY CLAMP CORD	1				0.002	0.0044
330	01173-61014	BOLT	1				0.02	0.044
340	04512-60100	WASHER SPRING	1				0.002	0.0044
350	04013-60100	WASHER PLAIN	1				0.003	0.0066
360	68748-53120	GROMMET	1				0.015	0.033

BONNET

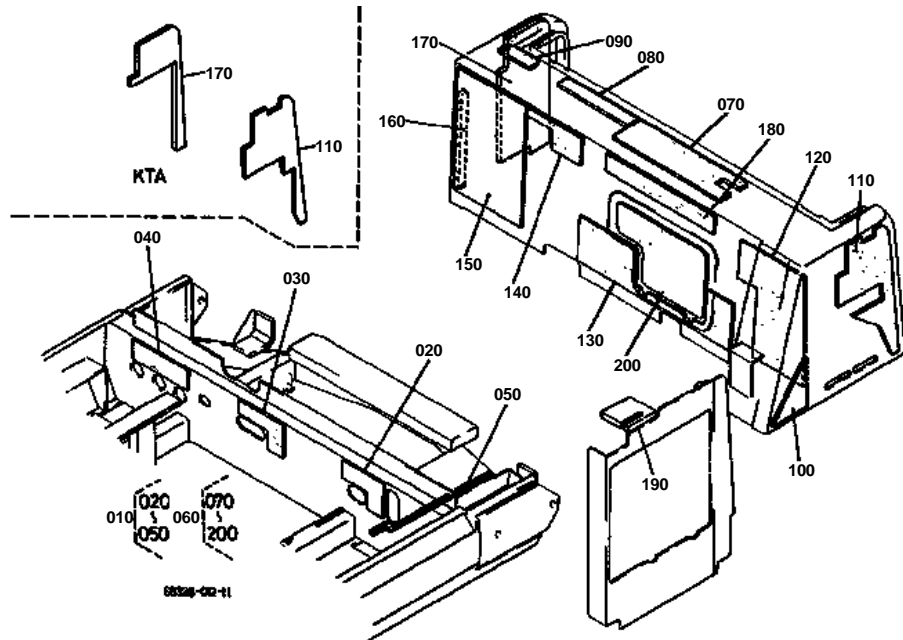


**BONNET**

↔ Interchangeable; ≠ not interchangeable; ← new for old; → old for new

REF.No	Part No.	Description	Q'ty	S.No.	I/C	REMARKS	Weight (kgf)	Weight (lb)
010	68628-43410	COVER BONNET	1	<=11448			29	63.8
010	68628-43412	COVER BONNET	1	>=11449	≠		28	61.6
020	68391-43520	TRIM	1				0.26	0.572
030	01135-61020	BOLT	4				0.015	0.033
040	68391-43453	STAY	1	<=11448			0.55	1.21
040	68621-43450	STAY	2	>=11449	≠		0.3	0.66
041	68391-43513	BRACKET	1	<=11448			0.55	1.21
042	01133-61025	BOLT	2	<=11448			0.02	0.044
050	04013-60100	WASHER PLAIN	2	<=11448			0.003	0.0066
050	04013-60100	WASHER PLAIN	4	>=11449			0.003	0.0066
060	05122-51028	PIN JOINT	1	<=11448			0	0
060	05122-51028	PIN JOINT	4	>=11449			0	0
070	05515-51000	PIN SNAP	2	<=11448			0	0
070	05515-51000	PIN SNAP	4	>=11449			0	0
080	68318-43420	HOOK	1				0.23	0.506
090	68311-43530	PLATE PARTITION	1				0.01	0.022
100	68311-43430	SPRING	1				0.01	0.022
110	05122-51080	PIN JOINT	1				0	0
120	05515-51000	PIN SNAP	1				0	0
130	38240-29870	CUSHION	1				0.004	0.0088
140	68311-43440	ASSY KEY	1				0.09	0.198
150	68285-99910	KEY CABIN	1				0.02	0.044
160	68391-43460	BRACKET	1				0.63	1.386
170	68311-43480	SHIM	1				0.1	0.22
180	68311-43490	SHIM	2				0.05	0.11
190	01133-61040	BOLT	2				0.03	0.066
200	68311-43470	BRACKET	1				1.34	2.948
210	01133-61025	BOLT	2				0.02	0.044

SPONGE (1) [KTC KCL KTA]

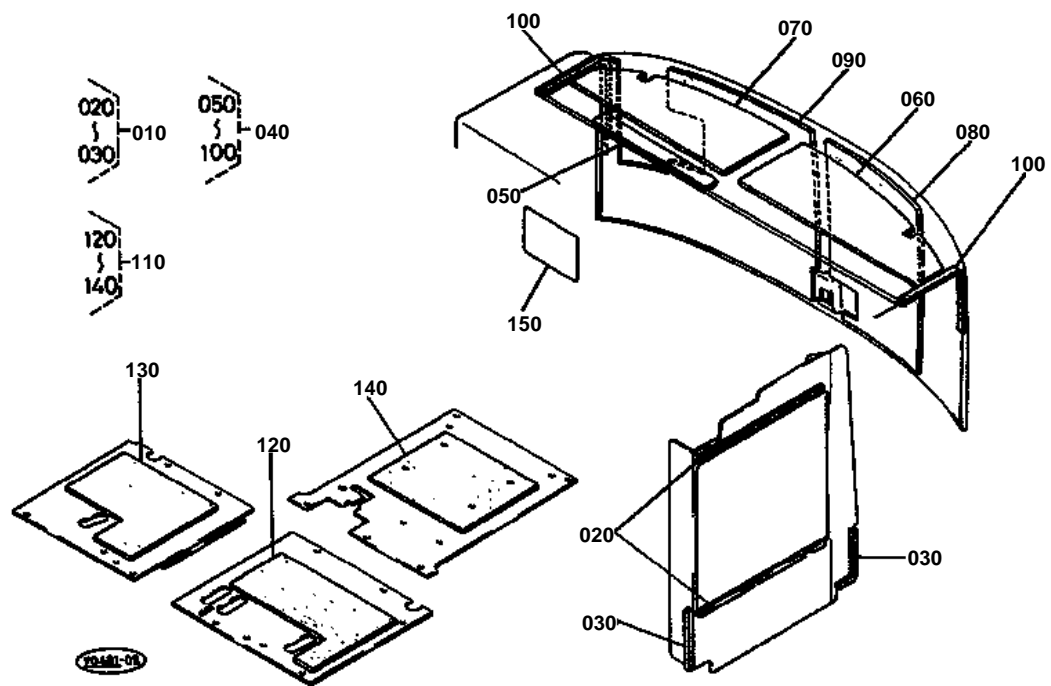


**SPONGE (1) [KTC KCL KTA]**

↔ Interchangeable; ≠ not interchangeable; ← new for old; → old for new

REF.No	Part No.	Description	Q'ty	S.No.	I/C	REMARKS	Weight (kgf)	Weight (lb)
010	68391-41500	KIT SPONGE	1				0.4	0.88
020	68391-41510	SPONGE	1				0.03	0.066
030	68391-41520	SPONGE	1				0.03	0.066
040	68391-41530	SPONGE	1				0.03	0.066
050	68391-41540	SPONGE	1				0.01	0.022
060	68328-41600	KIT SPONGE	1				0.174	0.3828
060	68328-41800	KIT SPONGE	1	>=11975		KTA	0.7	1.54
070	68328-41610	SPONGE	1				0.07	0.154
080	68391-41622	SPONGE	1				0.03	0.066
090	68391-41630	SPONGE	1				0.005	0.011
100	68328-41620	SPONGE	1				0.013	0.0286
110	68328-41630	SPONGE	1				0.052	0.1144
110	68328-41830	SPONGE	1	>=11975		KTA	0.02	0.044
120	68328-41640	SPONGE	1				0.08	0.176
130	68391-41670	SPONGE	1				0.065	0.143
140	68328-41650	SPONGE	1				0.008	0.0176
150	68328-41660	SPONGE	1				0.1	0.22
160	68658-41670	SPONGE	1				0.015	0.033
170	68328-41670	SPONGE	1				0.11	0.242
170	68328-41870	SPONGE	1	>=11975		KTA	0.11	0.242
180	68328-41680	SPONGE	1				0.008	0.0176
190	68391-41732	SPONGE	1				0.04	0.088
200	68311-41740	SPONGE	1				0.08	0.176

SPONGE (2)

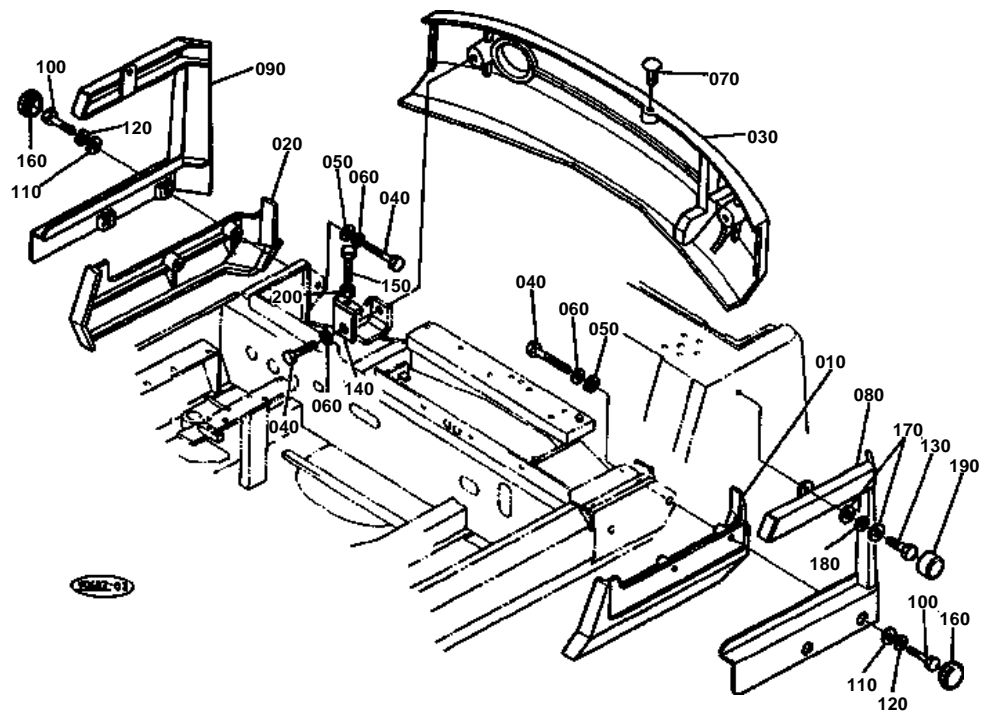


**SPONGE (2)**

↔ Interchangeable; ≠ not interchangeable; ← new for old; → old for new

REF.No	Part No.	Description	Q'ty	S.No.	I/C	REMARKS	Weight (kgf)	Weight (lb)
010	68391-42900	KIT SPONGE	1				0.03	0.066
020	68391-42910	SPONGE	2				0.005	0.011
030	68391-42920	SPONGE	2				0.005	0.011
040	68621-43700	KIT SPONGE	1	≤11448			3.4	7.48
040	68621-43702	KIT SPONGE	1	≥11449	≠		2.1	4.62
050	68391-43710	SPONGE	1				0.04	0.088
060	68621-43730	SPONGE	1	≤11448			0.12	0.264
060	68621-43733	SPONGE	1	≥11449	≠		0.11	0.242
070	68391-43740	SPONGE	1	≤11448			0.1	0.22
070	68391-43743	SPONGE	1	≥11449	≠		0.8	1.76
080	68391-43750	SPONGE	1				0.19	0.418
090	68391-43760	SPONGE	1	≤11755			0	0
090	68391-43763	SPONGE	1	≥11756	←		0.2	0.44
100	68391-43770	SPONGE	2				0.005	0.011
110	68311-44600	KIT SPONGE	1				0.3	0.66
120	68311-44610	SPONGE	1				0.1	0.22
130	68311-44620	SPONGE	1				0.085	0.187
140	68311-44630	SPONGE	1				0.07	0.154
150	68311-41390	PLATE PARTITION	1				0.02	0.044

WEIGHT



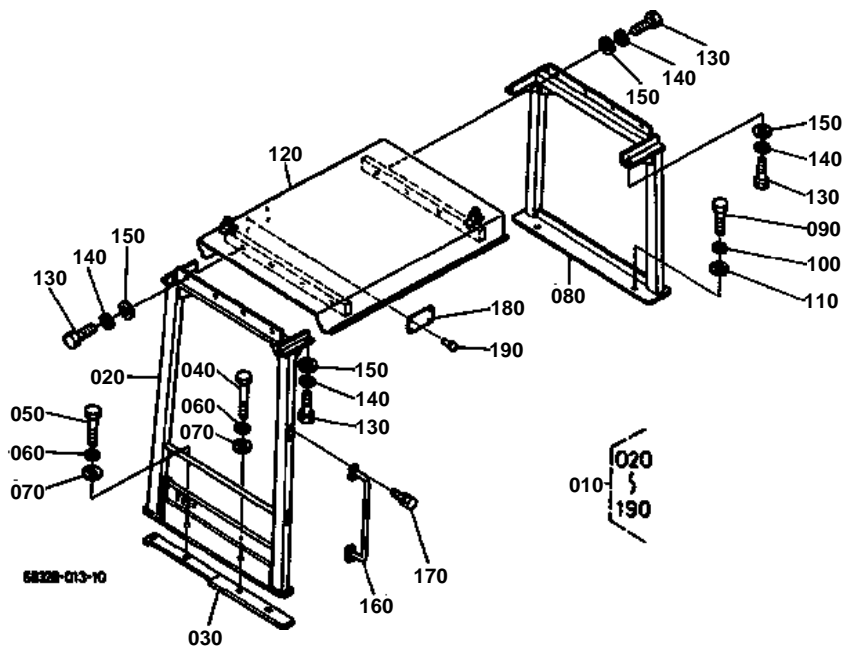


WEIGHT

↔ Interchangeable; ≠ not interchangeable; ← new for old; → old for new

REF.No	Part No.	Description	Q'ty	S.No.	I/C	REMARKS	Weight (kgf)	Weight (lb)
010	68398-48210	WEIGHT LH	1				14.4	31.68
020	68328-48220	WEIGHT RH	1				15	33
030	68328-48230	WEIGHT	1				47	103.4
040	01173-61645	BOLT	6				0.09	0.198
050	04015-60160	WASHER PLAIN	4				0.058	0.1276
060	04512-60160	WASHER SPRING	6				0.01	0.022
070	90545-11340	PLUG	1				0.002	0.0044
080	68398-48310	PROTECTOR LH	1				11.2	24.64
090	68398-48320	PROTECTOR RH	1				12.39	27.258
100	01173-61630	BOLT	4				0.07	0.154
110	04013-60160	WASHER PLAIN	4				0.01	0.022
120	04512-60160	WASHER SPRING	4				0.01	0.022
130	01173-61235	BOLT	2				0.04	0.088
140	68311-48240	WASHER	2				0.15	0.33
150	01175-61045	BOLT	2				0.04	0.088
160	68311-48380	GROMMET	4				0.02	0.044
170	04013-60120	WASHER PLAIN	4				0.01	0.022
180	04512-60120	WASHER SPRING	2				0.005	0.011
190	68311-48390	GROMMET	2				0.01	0.022
200	02116-60100	NUT	2	>=11603			0.004	0.0088

CANOPY (ROPS) [KTC KCL KTA]

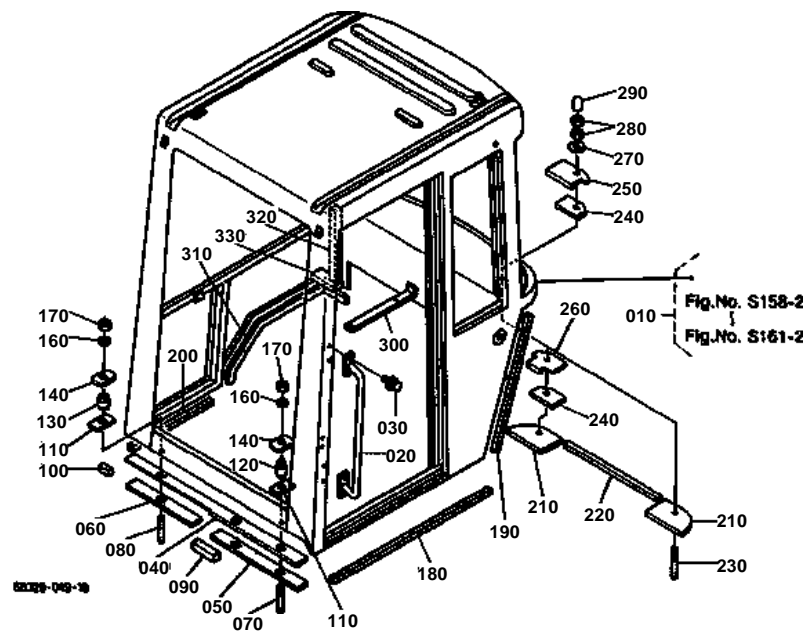


**CANOPY (ROPS) [KTC KCL KTA]**

↔ Interchangeable; ≠ not interchangeable; ← new for old; → old for new

REF.No	Part No.	Description	Q'ty	S.No.	I/C	REMARKS	Weight (kgf)	Weight (lb)
010	68328-45200	KIT CANOPY ROPS	1				274	602.8
020	68328-45210	POST	1				60	132
030	68328-45240	SPACER ROPS	1				5.4	11.88
040	01176-61680	BOLT	2				0.14	0.308
050	01176-61650	BOLT	1				0.1	0.22
060	04512-60160	WASHER SPRING	3				0.01	0.022
070	04013-60160	WASHER PLAIN	3				0.01	0.022
080	68328-45220	POST	1				47.6	104.72
090	01176-61640	BOLT	2				0.085	0.187
100	04512-60160	WASHER SPRING	2				0.01	0.022
110	04013-60160	WASHER PLAIN	2				0.01	0.022
120	68328-45230	ROOF ROPS	1				65	143
130	01176-61230	BOLT	12				0.036	0.0792
140	04512-60120	WASHER SPRING	12				0.005	0.011
150	04013-60120	WASHER PLAIN	12				0.01	0.022
160	68318-46150	RAIL HAND	2				1.27	2.794
170	01135-61020	BOLT	8				0.015	0.033
180	68328-57320	PLATE NAME	1				0.002	0.0044
190	54102-24420	RIVET	4				0.001	0.0022

CABIN (ROPS) (BODY) [KTC KCL KTA]

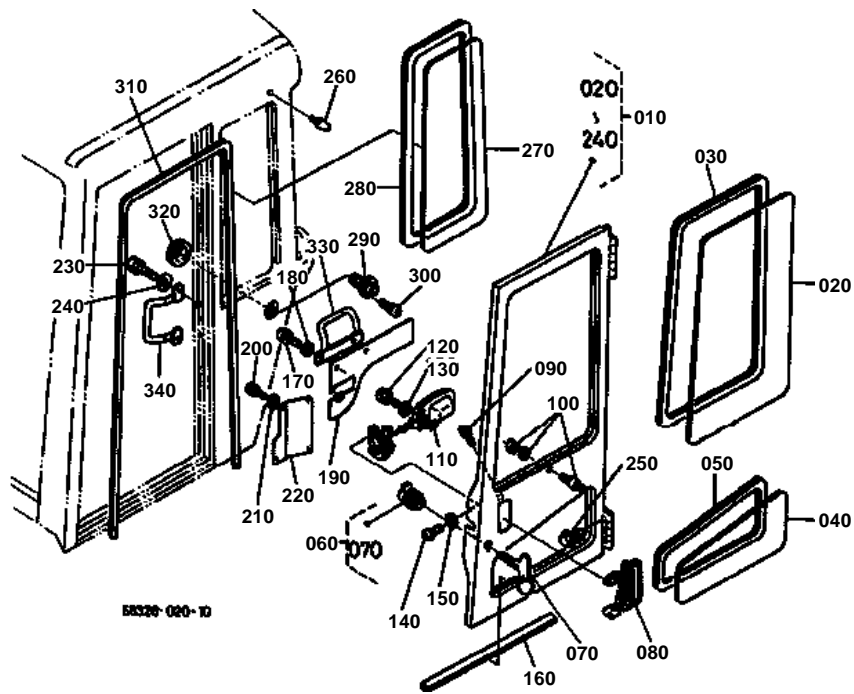


**CABIN (ROPS) (BODY) [KTC KCL KTA]**

↔ Interchangeable; ≠ not interchangeable; ← new for old; → old for new

REF.No	Part No.	Description	Q'ty	S.No.	I/C	REMARKS	Weight (kgf)	Weight (lb)
010	68329-46200	ASSY CABIN ROPS	1				307	675.4
020	68318-46150	RAIL HAND	1				1.27	2.794
030	01135-61020	BOLT	4				0.015	0.033
040	68329-46710	COVER	1				0.8	1.76
050	68329-46720	RUBBER	1				0.4	0.88
060	68329-46860	RUBBER	1				0.07	0.154
070	68549-46860	BOLT STUD	2	≤11895			0.11	0.242
070	68659-46710	BOLT STUD	2	≥11896	←		0.15	0.33
080	68659-46720	BOLT STUD	1				0.125	0.275
090	68329-46870	SEAL RUBBER	1	≤11602			0.009	0.0198
090	68329-46872	SEAL RUBBER	1	≥11603	←		0.006	0.0132
100	68391-46920	SEAL RUBBER	1	≤11602			0.01	0.022
100	68391-46922	SEAL RUBBER	1	≥11603	←		0.004	0.0088
110	68329-46730	RUBBER	3				0.1	0.22
120	68329-46610	COLLAR	2				0.15	0.33
130	68329-46620	COLLAR	1				0.11	0.242
140	68329-46740	PLATE	3				0.2	0.44
150	99999-99999	BLANK	0				0	0
160	04512-60160	WASHER SPRING	3				0.01	0.022
170	02176-60160	NUT	3				0.022	0.0484
180	68311-46930	SEAL RUBBER	1				0.07	0.154
190	68311-46950	SEAL RUBBER	1	≤11602			0.025	0.055
190	68311-46952	SEAL RUBBER	1	≥11603	←		0.025	0.055
200	68311-46940	SEAL RUBBER	1	≤11602			0	0
200	68311-46942	SEAL RUBBER	1	≥11603	←		0.05	0.11
210	68329-46750	RUBBER	2				0.48	1.056
220	68311-46960	SEAL RUBBER	1	≤11602			0.04	0.088
220	68311-46962	SEAL RUBBER	1	≥11603	←		0.002	0.0044
230	68329-46760	BOLT STUD	2				0.17	0.374
240	68329-46770	RUBBER	2				0.1	0.22
250	68329-46630	PLATE	1				0.904	1.9888
260	68329-46640	PLATE	1				0.826	1.8172
270	04013-60160	WASHER PLAIN	2				0.01	0.022
280	02176-60160	NUT	4				0.022	0.0484
290	68271-46910	CAP	2				0.005	0.011
300	68311-38190	STOPPER SEAT	1				0.43	0.946
310	68311-47140	SEAL RUBBER	1	≥11603			0.065	0.143
320	68311-47120	SEAL RUBBER	2	≥11603			0.02	0.044
330	68311-47130	SEAL RUBBER	1	≥11603			0.005	0.011

CABIN (ROPS) (DOOR) [KTC KCL KTA]



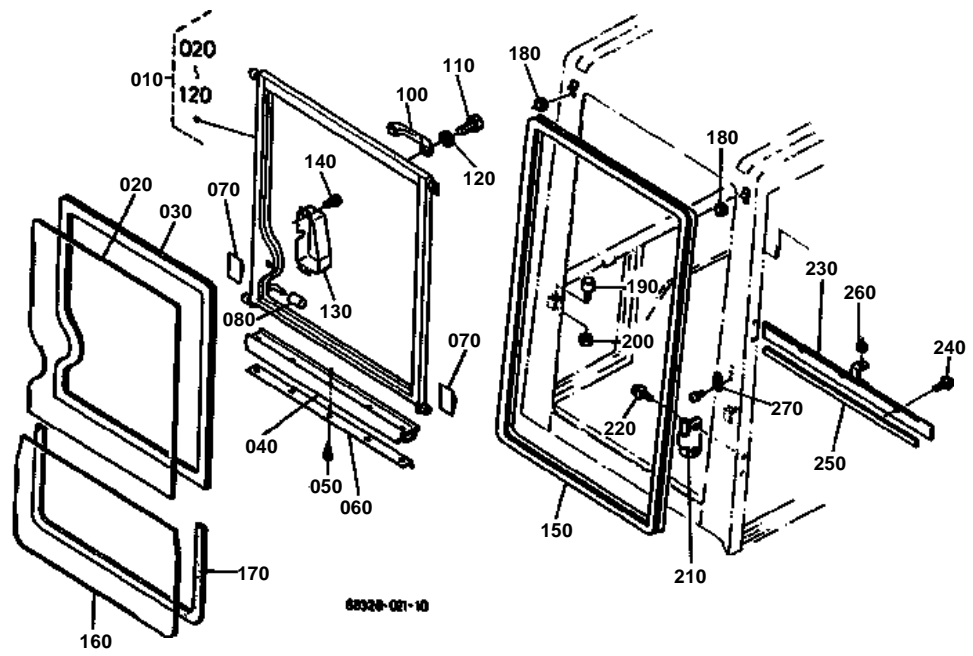


CABIN (ROPS) (DOOR) [KTC KCL KTA]

↔ Interchangeable; ≠ not interchangeable; ← new for old; → old for new

REF.No	Part No.	Description	Q'ty	S.No.	I/C	REMARKS	Weight (kgf)	Weight (lb)
010	68329-46300	ASSY DOOR	1				0	0
020	68329-46320	WINDOW DOOR	1				4	8.8
030	68329-46330	TRIM DOOR	1				1.12	2.464
040	68329-46340	WINDOW DOOR	1				1.5	3.3
050	68329-46350	TRIM DOOR	1				0.66	1.452
060	68311-46550	ASSY KEY	1				0.09	0.198
070	68285-99910	KEY CABIN	1				0.02	0.044
080	68329-46360	HANDLE	1				0.36	0.792
090	03004-60616	SCREW WITH WASHER	2				0.01	0.022
100	68743-46380	LOCK	1				0.1	0.22
110	68329-46370	ASSY HANDLE	1				0.06	0.132
120	03004-60616	SCREW WITH WASHER	2				0.01	0.022
130	04012-50060	WASHER PLAIN	2				0.001	0.0022
140	03004-60616	SCREW WITH WASHER	3				0.01	0.022
150	04012-50060	WASHER PLAIN	3				0.001	0.0022
160	68329-46380	TRIM DOOR	1				0.1	0.22
170	03004-60610	SCREW WITH WASHER	2				0.01	0.022
180	04012-50060	WASHER PLAIN	2				0.001	0.0022
190	68329-46450	COVER DOOR	1				0.571	1.2562
200	03004-60610	SCREW WITH WASHER	4				0.01	0.022
210	04012-50060	WASHER PLAIN	4				0.001	0.0022
220	68329-46460	TRIM DOOR	1				0.27	0.594
230	03004-60625	SCREW WITH WASHER	2				0.006	0.0132
240	04012-50060	WASHER PLAIN	2				0.001	0.0022
250	01754-51025	BOLT FLANGE	6				0.025	0.055
260	68329-46660	STOPPER	1				0.055	0.121
270	68329-46220	WINDOW(L)	1				3	6.6
280	68329-46250	RUBBER(L)	1				0.66	1.452
290	68743-46390	LOCK	1				0.24	0.528
300	03024-60516	SCREW WITH WASHER	3				0.003	0.0066
310	68311-46750	TRIM DOOR	1				0.79	1.738
320	68743-46290	GROMMET	1				0.03	0.066
330	68329-46910	BALUSTRADE	1			KTC KCL	0.1	0.22
330	68301-96912	BALUSTRADE	1			KTA	0	0
340	68329-46920	BALUSTRADE	1			KTC KCL	0.8	1.76
340	68329-47120	BALUSTRADE	1			KTA	0.45	0.99

CABIN (ROPS) (FRONT WINDOW) [KTC KCL KTA]

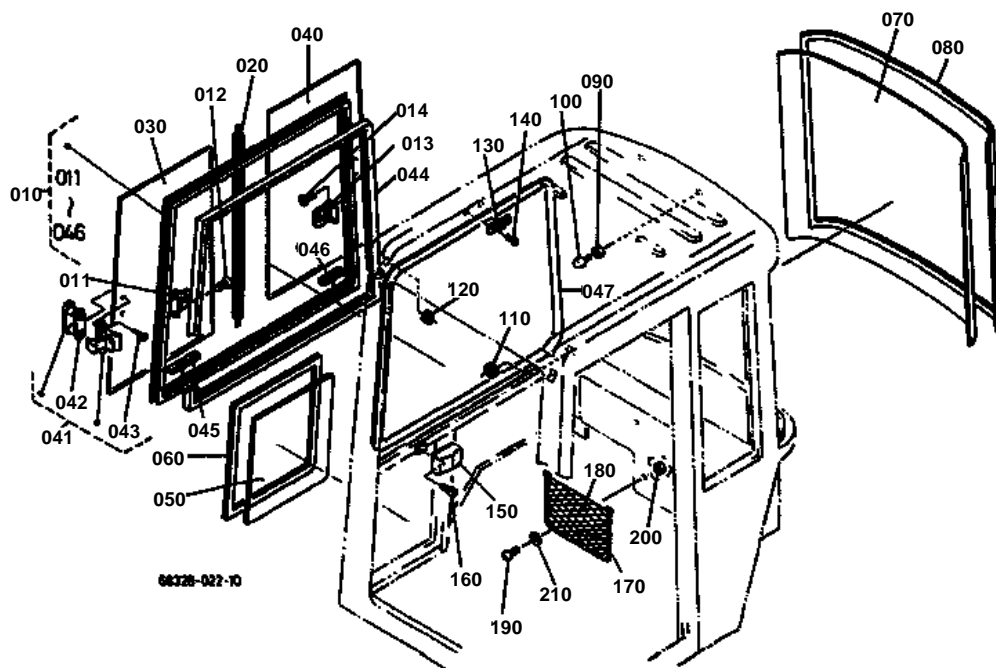


**CABIN (ROPS) (FRONT WINDOW) [KTC KCL KTA]**

↔ Interchangeable; ≠ not interchangeable; ← new for old; → old for new

REF.No	Part No.	Description	Q'ty	S.No.	I/C	REMARKS	Weight (kgf)	Weight (lb)
010	68329-46400	ASSY WINDOW FRONT	1				0	0
020	68329-46410	WINDOW	1				6.5	14.3
030	68329-46420	TRIM	1				0.02	0.044
040	68311-46120	RUBBER SEAL	1				0.25	0.55
050	03514-50310	SCREW TAPPING	5				0.001	0.0022
060	68311-46680	PLATE	1				0.15	0.33
070	68311-46990	RUBBER	2				0.002	0.0044
080	68329-46430	CAP	1				0.014	0.0308
090	99999-99999	BLANK	0				0	0
100	68311-46570	GRIP	1				0.05	0.11
110	03004-60610	SCREW WITH WASHER	2				0.01	0.022
120	04012-50060	WASHER PLAIN	2				0.001	0.0022
130	68311-46310	COVER WIPER	1				0.5	1.1
140	03004-60610	SCREW WITH WASHER	4				0.01	0.022
150	68311-46690	TRIM FRONT	1				0.97	2.134
160	68329-46130	WINDOW FRONT	1				4.7	10.34
170	68329-46970	RUBBER SEAL	1				0.135	0.297
180	68311-46710	GROMMET	2				0.01	0.022
190	68329-46790	STOPPER	2				0.06	0.132
200	02012-80100	NUT	2				0.008	0.0176
210	68311-46730	STAY	2				0.1	0.22
220	01125-60816	BOLT	2				0.01	0.022
230	68329-46930	COVER	1				1.5	3.3
240	01025-60616	BOLT	3				0.01	0.022
250	68311-46740	RUBBER	1				0.08	0.176
260	68311-46490	GROMMET	1				0.005	0.011
270	68329-46940	PLATE WASHER	1				0.012	0.0264

CABIN (ROPS) (WINDOW) [KTC KCL KTA]

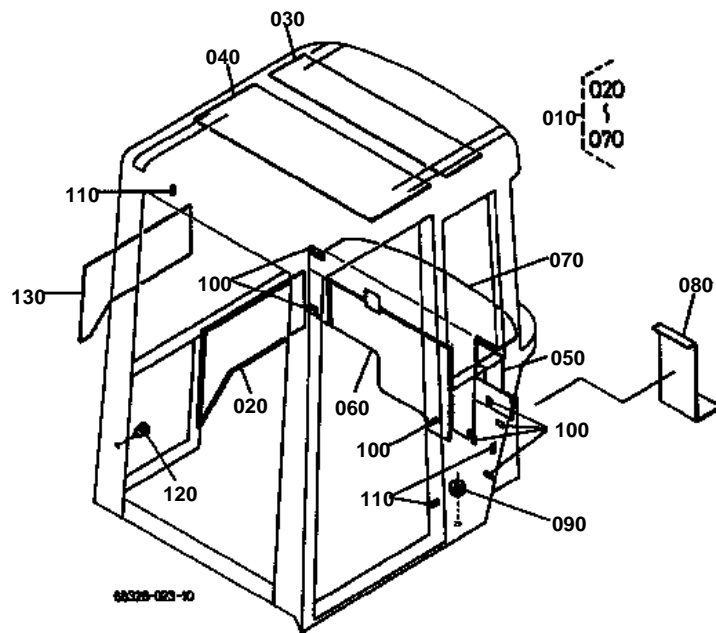


**CABIN (ROPS) (WINDOW) [KTC KCL KTA]**

↔ Interchangeable; ≠ not interchangeable; ← new for old; → old for new

REF.No	Part No.	Description	Q'ty	S.No.	I/C	REMARKS	Weight (kgf)	Weight (lb)
010	68311-46500	ASSY SASH	1				0	0
011	68311-47550	PLATE	1				0.017	0.0374
012	03056-50408	SCREW CSK-HD	2				0.002	0.0044
013	68311-47560	PLATE	1				0.012	0.0264
014	03024-50408	SCREW WITH WASHER	2				0.002	0.0044
020	68311-46270	TRIM	1				0.154	0.3388
030	68311-46160	WINDOW SASH A	1				4	8.8
040	68311-46170	WINDOW SASH B	1				3.8	8.36
041	68311-46760	ASSY LOCK	2				0.03	0.066
042	68311-46770	SPACER	2				0.005	0.011
043	03614-50412	SCREW TAPPING	4				0.002	0.0044
044	68311-47510	TRIM	1				0.57	1.254
045	68311-47530	RUBBER	1				0.015	0.033
046	68311-47540	RUBBER	1				0.012	0.0264
047	68329-46650	TRIM	1				0.65	1.43
050	68329-46280	WINDOW(R)	1				2.5	5.5
060	68329-46230	RUBBER(R)	1				0.66	1.452
070	68311-46620	WINDOW REAR	1				9.1	20.02
080	68311-46630	TRIM REAR	1				1.9	4.18
090	02012-80100	NUT	2				0.008	0.0176
100	68329-46660	CUSHION	2				0.055	0.121
110	68311-46480	GROMMET	1				0.005	0.011
120	68311-46670	GROMMET	1				0.01	0.022
130	68743-46480	STOPPER	1				0.05	0.11
140	03004-60812	SCREW WITH WASHER	2				0.01	0.022
150	68311-46660	ASHTRAY	1				0.18	0.396
160	03024-60410	SCREW WITH WASHER	2				0.002	0.0044
170	68311-46390	GUIDE NET	1				0.295	0.649
180	68311-46410	NET	1				0.01	0.022
190	03024-60420	SCREW WITH WASHER	4				0.01	0.022
200	02054-60040	NUT	4				0.001	0.0022
210	04013-60040	WASHER PLAIN	4				0.002	0.0044

CABIN (ROPS) (SPONGE) [KTC KCL KTA]



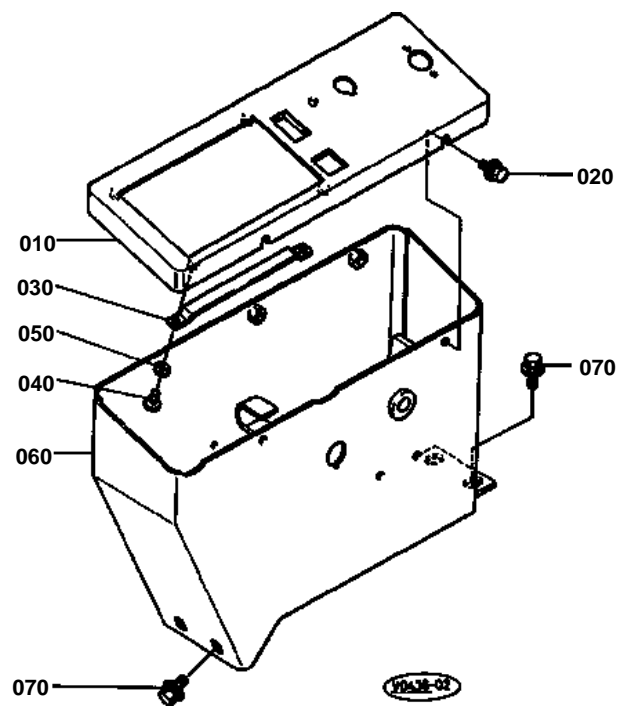


CABIN (ROPS) (SPONGE) [KTC KCL KTA]

↔ Interchangeable; ≠ not interchangeable; ← new for old; → old for new

REF.No	Part No.	Description	Q'ty	S.No.	I/C	REMARKS	Weight (kgf)	Weight (lb)
010	68329-46500	ASSY TRIM	1				2.3	5.06
020	68311-46360	TRIM	1				0.46	1.012
030	68329-46550	TRIM ROOF	1				0.5	1.1
040	68329-46560	TRIM ROOF	1				0.8	1.76
050	68329-46570	TRIM REAR	1				0.1	0.22
060	68329-46540	COVER REAR	1				0.6	1.32
070	68329-46580	TRIM	1				0.4	0.88
080	68329-46960	TRIM	1				0.15	0.33
090	68311-46710	GROMMET	1				0.01	0.022
100	68329-46980	CLAMP	7				0.001	0.0022
110	68329-46990	CLAMP	3				0.001	0.0022
120	68329-46670	CLIP	1				0.001	0.0022
130	68311-46920	PLATE PARTITION	1				0.2	0.44

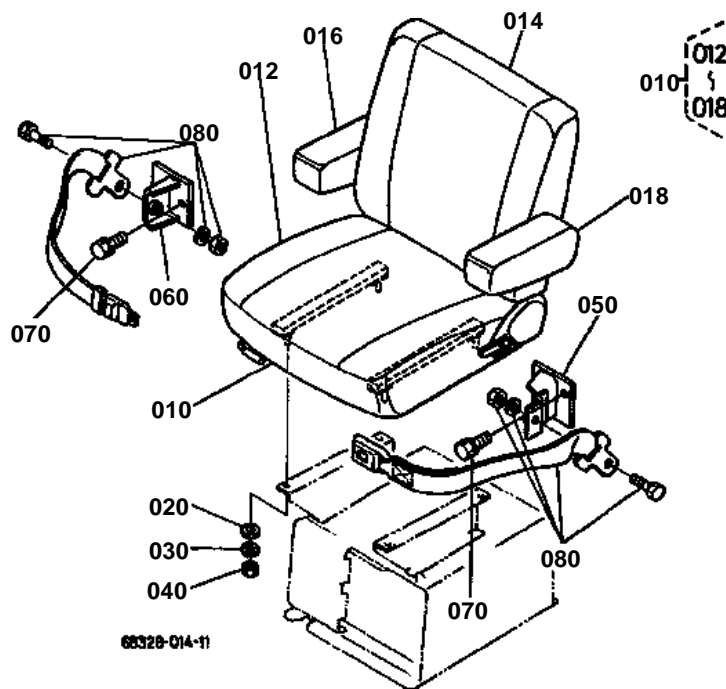
INSTRUMENT PANEL



**INSTRUMENT PANEL**

↔ Interchangeable; ≠ not interchangeable; ← new for old; → old for new

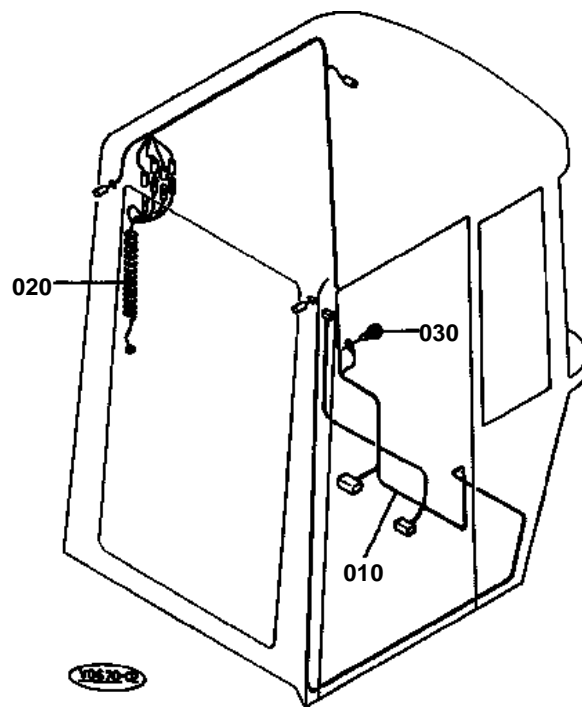
REF.No	Part No.	Description	Q'ty	S.No.	I/C	REMARKS	Weight (kgf)	Weight (lb)
010	68311-53130	PANEL	1				0.64	1.408
020	01125-60816	BOLT	4				0.01	0.022
030	68311-53160	PLATE	2				0.05	0.11
040	03054-60512	SCREW CR-REC-PAN-HD	4				0.002	0.0044
050	04512-60050	WASHER SPRING	4				0.002	0.0044
060	68318-53110	BOX PANEL	1	<=11489			0	0
060	68318-53113	BOX PANEL	1	>=11490	←		5	11
070	01135-61020	BOLT	4				0.015	0.033



**SEAT [KTC KCL M.E. KTA]**

↔ Interchangeable; ≠ not interchangeable; ← new for old; → old for new

REF.No	Part No.	Description	Q'ty	S.No.	I/C	REMARKS	Weight (kgf)	Weight (lb)
010	68311-38000	ASSY SEAT	1	<=11647			0	0
010	68311-38002	ASSY SEAT	1	>=11648	←		12	26.4
012	68311-38010	ASSY CUSHION	1				0.2	0.44
014	68311-38030	ASSY BACK	1				4	8.8
016	68311-38050	ASSY ARMREST (RH)	1				0.61	1.342
018	68311-38060	ASSY ARMREST (LH)	1				0.1	0.22
020	04013-60080	WASHER PLAIN	4				0.002	0.0044
030	04512-60080	WASHER SPRING	4				0.002	0.0044
040	02114-60080	NUT	4				0.002	0.0044
050	68328-41230	BRACKET LH	1			KTC KCL KTA CANOPY TYPE	0.8	1.76
060	68328-41240	BRACKET RH	1			KTC KCL KTA CANOPY TYPE	0.7	1.54
070	01133-61230	BOLT	4			KTC KCL KTA CANOPY TYPE	0.04	0.088
080	68817-43380	ASSY BELT SEAT	1			KTC KCL KTA	0.85	1.87



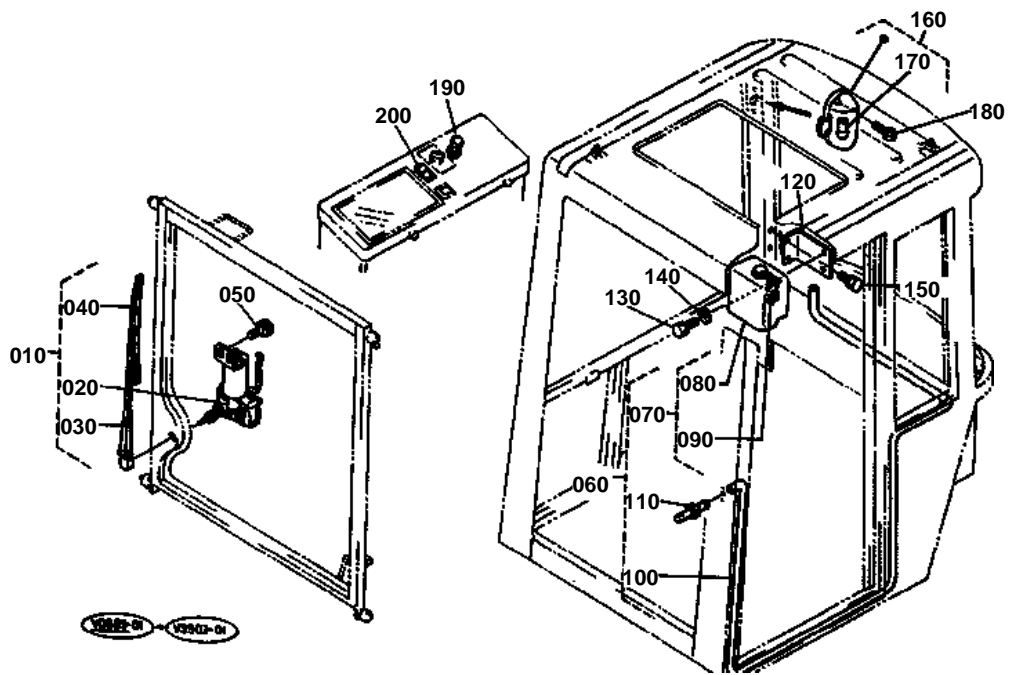


CABIN (ELECTRICAL)

↔ Interchangeable; ≠ not interchangeable; ← new for old; → old for new

REF.No	Part No.	Description	Q'ty	S.No.	I/C	REMARKS	Weight (kgf)	Weight (lb)
010	68311-53712	WIRE HARNESS CAB	1				0.34	0.748
020	68311-53720	WIRE HARNESS WIPER	1				0.2	0.44
030	03024-60512	SCREW WITH WASHER	1				0.002	0.0044

CABIN (WIPER MOTOR)

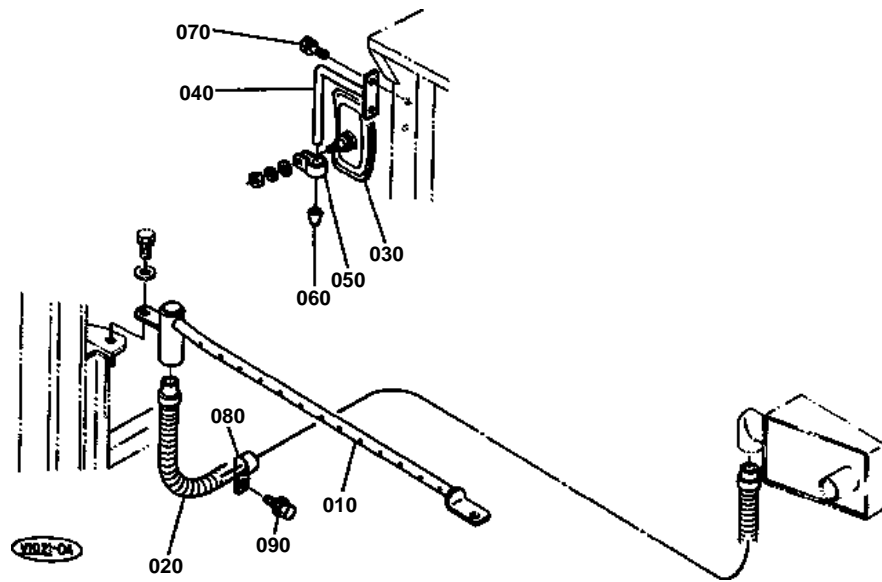


**CABIN (WIPER MOTOR)**

↔ Interchangeable; ≠ not interchangeable; ← new for old; → old for new

REF.No	Part No.	Description	Q'ty	S.No.	I/C	REMARKS	Weight (kgf)	Weight (lb)
010	68311-53600	ASSY WIPER	1				2.1	4.62
020	68311-53610	MOTOR WIPER	1				1.37	3.014
030	68311-53620	ARM WIPER	1				0.17	0.374
040	36919-54170	BLADE REAR WIPER	1				0.08	0.176
050	03024-60512	SCREW WITH WASHER	2				0.002	0.0044
060	68743-46900	ASSY WASHER WINDOW	1				0.44	0.968
070	68743-46910	TANK ASSY	1				0.3	0.66
080	68743-46740	TANK WASHER	1				0.23	0.506
090	68743-46750	BRACKET TANK	1				0.093	0.2046
100	68301-96930	TUBE	1				0.02	0.044
110	68353-46750	ASSY NOZZLE	1				0.006	0.0132
120	68301-96920	BRACKET TANK	1			KE KDG KUK M.E.	0.31	0.682
120	68329-46890	BRACKET TANK	1			KTC KCL KTA	0.356	0.7832
130	01202-60616	BOLT	2				0.005	0.011
140	04013-60060	WASHER PLAIN	2				0.001	0.0022
150	01123-60816	BOLT	2				0.01	0.022
160	68353-46400	ASSY LIGHT ROOM	1				0.04	0.088
170	68353-46680	ROOM LAMP	1				0.02	0.044
180	03024-60412	SCREW WITH WASHER	2				0.015	0.033
190	68331-53170	LIGHTER CIGARETTE	1				0.08	0.176
200	36919-75340	SWITCH REAR WIPER	1				0.03	0.066

CABIN (DEFROSTER)



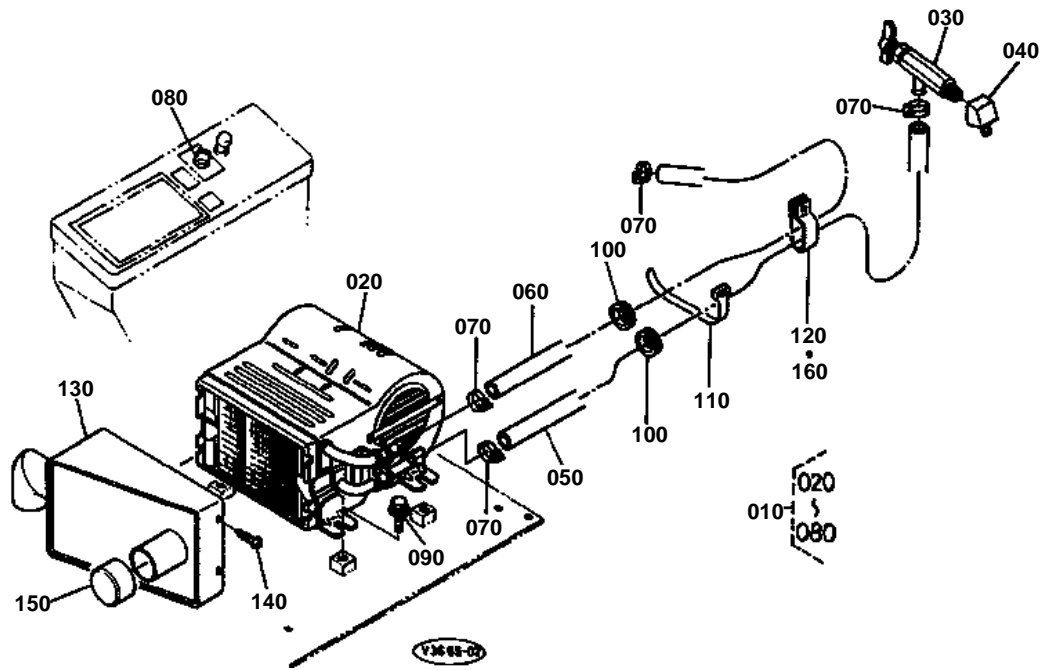


CABIN (DEFROSTER)

↔ Interchangeable; ≠ not interchangeable; ← new for old; → old for new

REF.No	Part No.	Description	Q'ty	S.No.	I/C	REMARKS	Weight (kgf)	Weight (lb)
010	68329-46830	PIPE DEFFROSTAR	1				0.9	1.98
020	68329-46840	HOSE DEFFROSTAR	1				0.43	0.946
030	36730-90300	MIRROR BACK	1			KE KDG KUK M.E.	0.485	1.067
040	68285-46910	SUPPORT MIRROR REARV	1			KE KDG KUK M.E.	0.5	1.1
050	68561-48330	CLAMP BACK MIRROR	1			KE KDG KUK M.E.	0.028	0.0616
060	68285-46920	CAP	1			KE KDG KUK M.E.	0.001	0.0022
070	01123-60814	BOLT	2			KE KDG KUK M.E.	0.01	0.022
080	68329-46850	CLAMP	1	>=11449			0.003	0.0066
080	15221-11710	HOLDER INLET PIPE	1	>=11603	←		0.045	0.099
090	01125-60820	BOLT	1	>=11603			0.015	0.033

CABIN (HEATER)

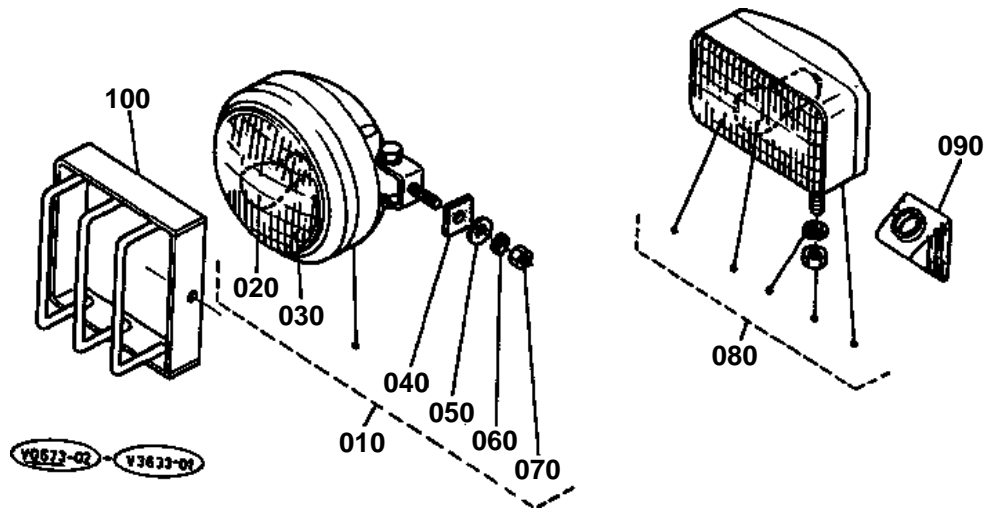


**CABIN (HEATER)**

↔ Interchangeable; ≠ not interchangeable; ← new for old; → old for new

REF.No	Part No.	Description	Q'ty	S.No.	I/C	REMARKS	Weight (kgf)	Weight (lb)
010	68391-53500	ASSY HEATER	1				6.5	14.3
020	68311-53510	HEATER	1				3.9	8.58
030	90038-11120	VALVE	1				0.2	0.44
040	68164-46620	ADAPTER	1				0.249	0.5478
050	68391-53520	HOSE	1				0.3	0.66
060	68391-53530	HOSE	1				0.35	0.77
070	90038-11150	BAND	4				0.02	0.044
080	68311-53540	ASSY SWITCH HEATER	1				0.1	0.22
090	01135-61020	BOLT	4				0.015	0.033
100	90407-11210	GROMMET	2				0.006	0.0132
110	55311-41260	BAND CORD	4				0.007	0.0154
120	68331-52480	CLAMP CORD	3	<=11489			0.003	0.0066
120	55311-41260	BAND CORD	3	>=11490	↔		0.007	0.0154
130	68329-46820	COVER HEATER	1				1.46	3.212
140	03614-50410	SCREW TAPPING	4				0.002	0.0044
150	15000-36550	CAP	1				0.045	0.099
160	90038-11180	CLAMP	1	>=11727			0.02	0.044

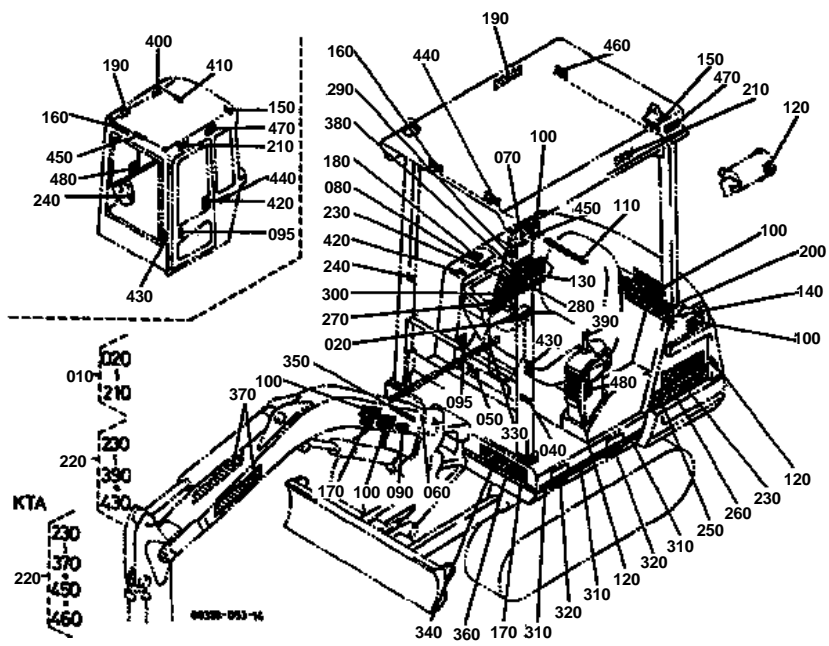
LIGHT



**LIGHT**

↔ Interchangeable; ≠ not interchangeable; ← new for old; → old for new

REF.No	Part No.	Description	Q'ty	S.No.	I/C	REMARKS	Weight (kgf)	Weight (lb)
010	68311-53430	ASSY LAMP	1				0.5	1.1
020	68311-53440	BULB	1				0.03	0.066
030	68311-53450	LENS	1				0.11	0.242
040	68311-53460	CUSHION	1				0.01	0.022
050	04013-60100	WASHER PLAIN	1				0.003	0.0066
060	04512-60100	WASHER SPRING	1				0.002	0.0044
070	02118-60100	NUT	1				0.006	0.0132
080	36919-75850	ASSY LIGHT WORKING	2			CABIN TYPE	0.52	1.144
090	68311-46980	BOOT LAMP	2			CABIN TYPE	0.04	0.088
100	68328-53450	GUARD LIGHT	1				0	0





LABEL [KTC KCL KTA]

↔ Interchangeable; ≠ not interchangeable; ← new for old; → old for new

REF.No	Part No.	Description	Q'ty	S.No.	I/C	REMARKS	Weight (kgf)	Weight (lb)
010	68198-57140	KIT LABEL	1			KTC	0	0
010	68328-57240	KIT LABEL	1			KCL KTA	0.125	0.275
020	68311-57430	LABEL	1				0.002	0.0044
030	99999-99999	BLANK	0				0	0
040	68198-57760	LABEL	1			KTC	0.001	0.0022
040	68328-57390	LABEL	1			KCL KTA	0.002	0.0044
050	68328-57450	LABEL	1			KTC	0.002	0.0044
050	68198-57410	LABEL	1			KCL KTA	0.001	0.0022
060	68658-57450	LABEL	1			KTC	0.002	0.0044
060	68198-57420	LABEL	1			KCL KTA	0.001	0.0022
070	68311-57470	LABEL	1				0.001	0.0022
080	68311-57490	LABEL	1				0.002	0.0044
090	68548-57420	LABEL	1			KTC	0	0
095	68328-57510	LABEL	1			KCL KTA	0.005	0.011
100	68728-57262	LABEL	5			KTC	0	0
100	68518-57260	LABEL	5			KCL KTA	0	0
110	68198-57750	LABEL	1			KTC	0.002	0.0044
110	68328-57850	LABEL	1			KCL KTA	0.005	0.011
120	68328-57330	LABEL	2			KTC	0.001	0.0022
120	68328-57550	LABEL	2			KCL KTA	0.003	0.0066
130	68311-57610	LABEL	2				0.001	0.0022
140	68328-57250	MARK KUBOTA	1				0.025	0.055
150	68198-57770	LABEL CAUTION	1			KTC	0.002	0.0044
150	68328-57660	LABEL CAUTION	1			KCL KTA	0.001	0.0022
160	68328-57890	LABEL	1			KTC	0.003	0.0066
170	68328-57350	LABEL	2			KTC	0.003	0.0066
170	68328-57360	LABEL	2			KCL KTA	0.001	0.0022
180	68285-57890	LABEL	1			KTC	0.001	0.0022
190	68198-57790	LABEL CAUTION	1			KTC	0	0
190	68328-57670	LABEL CAUTION	1			KCL KTA	0.001	0.0022
200	68198-57740	LABEL	1			KTC	0.001	0.0022
210	68328-57310	LABEL CAUTION	1	<=11837		KTC	0.005	0.011
210	68328-57314	LABEL CAUTION	1	>=11838	←	KTC	0.005	0.011
210	68328-57680	LABEL CAUTION	1			KCL KTA	0.005	0.011
220	68328-57160	KIT LABEL	1			KTC	0.28	0.616
220	68328-57170	KIT LABEL	1			KCL	0.3	0.66
220	68328-57210	KIT LABEL	1			KTA	0.245	0.539
220	68328-57212	KIT LABEL	1	>=11975		KTA	0	0
230	68328-57120	MARK	2				0.002	0.0044
240	68328-57480	LABEL	1			KTC KCL	0.001	0.0022
240	68328-57410	LABEL	1			KTA	0.003	0.0066
250	68391-57130	MARK ARCH LH	1				0.002	0.0044
250	68398-57130	MARK ARCH LH	1	>=11975		KTA	0.01	0.022
260	68391-57330	MARK ARCH LH	1				0.01	0.022
260	68398-57330	MARK ARCH LH	1	>=11975		KTA	0.006	0.0132
270	68391-57140	MARK ARCH RH	1				0.002	0.0044
270	68398-57320	MARK ARCH RH	1	>=11975		KTA	0.007	0.0154
280	68391-57340	MARK ARCH RH	1				0.001	0.0022
280	68398-57340	MARK ARCH RH	1	>=11975		KTA	0.002	0.0044
290	68658-57150	MARK TANK	1				0.025	0.055
300	68311-57160	MARK TANK	1				0.001	0.0022
310	68311-57180	MARK SWING LH	1				0.04	0.088
320	68311-57190	MARK SWING LH	2				0.001	0.0022
330	68311-57210	MARK SWING RH	1				0.015	0.033
340	68398-57230	MARK	1				0.01	0.022



LABEL [KTC KCL KTA]

↔ Interchangeable; ≠ not interchangeable; ← new for old; → old for new

REF.No	Part No.	Description	Q'ty	S.No.	I/C	REMARKS	Weight (kgf)	Weight (lb)
350	68391-57240	MARK	1				0.005	0.011
360	68191-57260	MARK KUBOTA	1				0.007	0.0154
370	68328-57270	MARK KUBOTA	2				0.02	0.044
380	68658-57280	MARK PANEL	1				0.005	0.011
390	68548-57340	LABEL	1				0.001	0.0022
400	68329-57320	PLATE NAME	1			CABIN TYPE	0.018	0.0396
410	54102-24420	RIVET	4			CABIN TYPE	0.001	0.0022
420	68328-57640	LABEL	2			KTC CANOPY	0.001	0.0022
420	68329-57860	LABEL	1			KTC CABIN	0.002	0.0044
420	68328-57650	LABEL	2			KCL KTA CANOPY	0.005	0.011
420	68329-57870	LABEL	1			KCL KTA CABIN	0.004	0.0088
430	68328-57780	LABEL LEVER LOCK	2			KTC CANOPY	0.005	0.011
430	68328-57780	LABEL LEVER LOCK	1			KTC CABIN	0.005	0.011
430	68328-57790	LABEL LEVER LOCK	2			KCL CANOPY	0.001	0.0022
430	68328-57790	LABEL LEVER LOCK	1			KCL CABIN	0.001	0.0022
430	68658-57730	LABEL LEVER LOCK	2			KTA CANOPY	0.002	0.0044
430	68658-57730	LABEL LEVER LOCK	1			KTA CABIN	0.002	0.0044
440	68328-57950	LABEL	1	>=11603			0.005	0.011
450	68658-57690	LABEL CAUTION	1			KTA	0.005	0.011
460	68658-57660	LABEL	1			KTA	0.003	0.0066
470	76611-47690	LABEL KUBOTA	1	>=11677		CANOPY TYPE	0	0
470	68658-57270	LABEL KUBOTA	1	>=11677		CABIN TYPE	0.018	0.0396
480	68198-57210	LABEL BREAKER	1	>=11993		KTA	0.002	0.0044

IMAGE NOT AVAILABLE



ACCESSORIES

↔ Interchangeable; ≠ not interchangeable; ← new for old; → old for new

REF.No	Part No.	Description	Q'ty	S.No.	I/C	REMARKS	Weight (kgf)	Weight (lb)
010	68318-81100	KIT TOOLS	1	<=11755			0	0
010	68311-81105	KIT TOOLS	1	>=11756	←		1.04	2.288
020	32360-19300	SCREW DRIVER	1				0.07	0.154
030	07211-10150	PLIERS	1				0.16	0.352
040	07012-11012	SPANNER	1				0.041	0.0902
050	07012-11417	SPANNER	1				0.084	0.1848
060	68311-81110	SPANNER	1				0.5	1.1
070	07013-01012	WIRENCH(SOCKET)	1				0.144	0.3168
080	07013-00022	WRENCH SOCKET	1				0.225	0.495
090	07014-00008	SPANNER	1				0.052	0.1144
100	07018-81922	SPANNER RING	1				0.312	0.6864
110	68061-81110	SQUEEZER GREASE	1				1.75	3.85
120	15221-86612	WRENCH FILTER	1	<=11489			0	0
130	15241-86612	WRENCH FILTER	1				0.115	0.253
140	68311-81120	BAG TOOLS	1				0	0
150	68318-81240	MANUAL INSTRUCTION	1	<=11593		KE KUK KCL M.E. KTA	0.23	0.506
150	68318-81242	MANUAL INSTRUCTION	1	>=11594	←	KE KUK KCL M.E. KTA	0	0
150	68318-81243	MANUAL INSTRUCTION	1	>=11896	←	KE KUK KCL M.E. KTA	0	0
150	68318-81244	MANUAL INSTRUCTION	1	>=11975	←	KE KUK KCL M.E. KTA	0.185	0.407
150	68318-81230	MANUAL INSTRUCTION	1			KDG	0.15	0.33
150	68328-81230	MANUAL INSTRUCTION	1			KTC	0.2	0.44
160	68398-81290	LIST PARTS	1	<=11571			0	0
160	68398-81292	LIST PARTS	1	>=11572	←		0	0
160	68398-81293	LIST PARTS	1	>=11896	←		0.365	0.803
160	68398-81294	LIST PARTS	1	>=11975	←		0	0
170	38430-34530	LINK FUSIBLE	1				0.01	0.022