

Instructions for Parts Books

The heading at the top of the page will be the same for the picture of the parts as it is for the page with the part numbers.

Definition of column headings on part number pages:

REF.No → The number referring to the part on the picture page of the parts book.

Part No. → The number assigned to this part at the time of printing the parts book.

Description → Description of part.

Q'ty → Quantity of part used on that page.

S.No. → Serial number range of the equipment that this part will fit.

>= Your serial number should be greater than or equal to the number shown.

<= Your serial number should be lesser than or equal to the serial number shown.

I/C → Interchangeability of part shown.

↔ The part shown will work for the older and later serial number.

The part shown is not interchangeable with the other serial number.

← new for old

→ old for new

Remarks → Notes about this particular part. Sometimes this may say except [FR] or [CA]

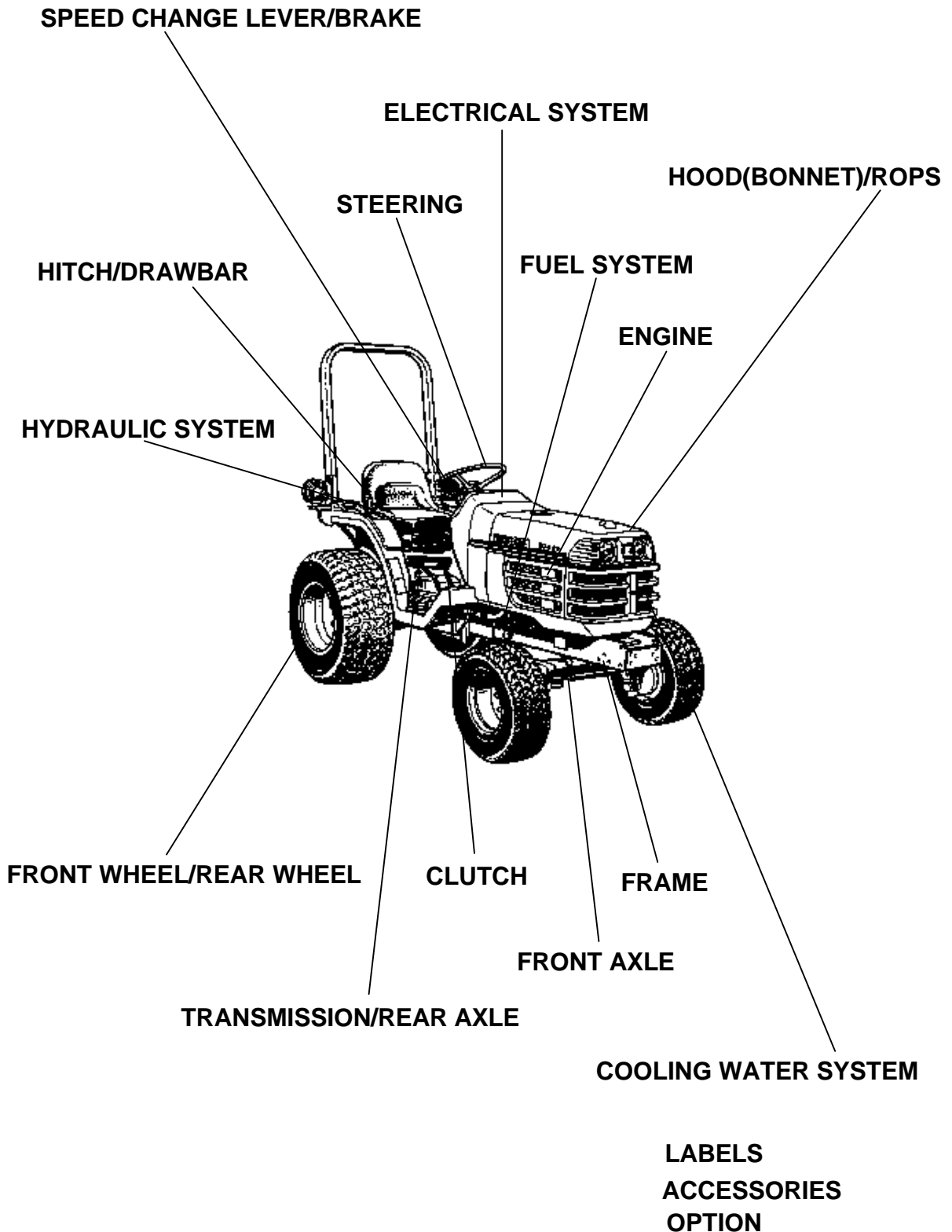
Note about Country Codes:

The parts books we use in the United States of America may also contain information about a part that would be different in another country. It is important that you are aware of the country codes in some instances.

Symbol	Country
A	United States of America
CA	Canada
FR	France
GR	Greece
PO	Portugal
AU	Australia

If the remarks column says for example EXCEPT [FR] this part works in all countries except France. That means it will work here in the USA.

ALL PRODUCT INDEX
B7500D

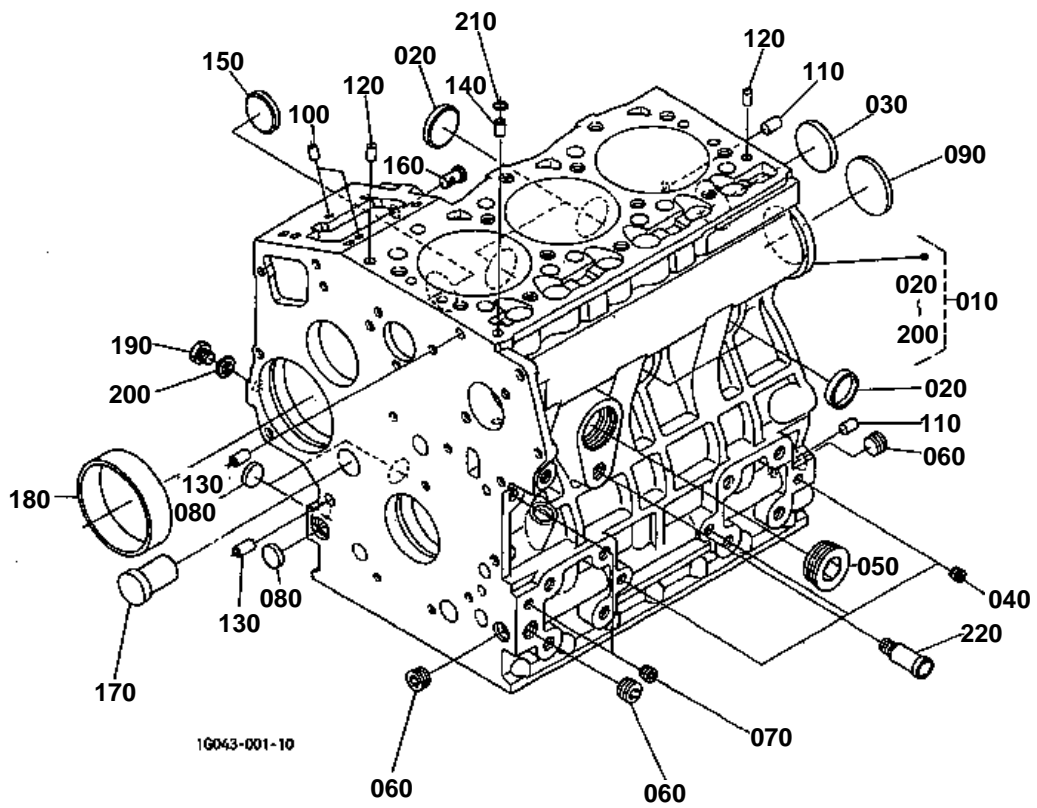


Item	Part No.	Description	Book
ENGINE	021001	CRANKCASE	100K0703
	021002	OIL PAN	100K0703
	021003	CYLINDER HEAD	100K0703
	021004	GEAR CASE	100K0703
	021005	HEAD COVER	100K0703
	021006	OIL FILTER	100K0703
	021007	DIPSTICK AND GUIDE	100K0703
	021100	MAIN BEARING CASE	100K0703
	021101	CAMSHAFT AND IDLE GEAR SHAFT	100K0703
	021102	PISTON AND CRANKSHAFT	100K0703
	021103	FLYWHEEL	100K0703
	021104	CLUTCH	100K0703
	021105	FUEL CAMSHAFT AND GOVERNOR SHAFT	100K0703
	021200	ENGINE STOP LEVER	100K0703
	021201	STOP SOLENOID	100K0703
	021202	INJECTION PUMP	100K0703
	021203	INJECTION PUMP [COMPONENT PARTS]	100K0703
	021204	GOVERNOR	100K0703
	021205	SPEED CONTROL PLATE	100K0703
	021206	NOZZLE HOLDER AND GLOW PLUG	100K0703
	021207	NOZZLE HOLDER [COMPONENT PARTS]	100K0703
	021301	FUEL PUMP(MECHANICAL)	100K0703
	021400	DYNAMO AND PULLEY	100K0703
	021401	DYNAMO [COMPONENT PARTS]	100K0703
	021500	WATER FLANGE AND THERMOSTAT	100K0703
	021501	WATER PUMP	100K0703
	021600	VALVE AND ROCKER ARM	100K0703
	021601	INLET MANIFOLD	100K0703
	021602	EXHAUST MANIFOLD	100K0703
	021700	HYDRAULIC PUMP	100K0703
	021701	HYDRAULIC PUMP [COMPONENT PARTS]	100K0703
	021900	UPPER GASKET KIT	100K0703
	021901	LOWER GASKET KIT	100K0703
	031603	AIR CLEANER	100K0703
	031605	MUFFLER	100K0703
031910	ALTERNATOR KIT	100K0703	
031911	ALTERNATOR [COMPONENT PARTS]	100K0703	
03A00102	ACCELERATOR LEVER [MANUAL T/M TYPE]	100K0703	
FUEL SYSTEM	03A10102	FUEL TANK	100K0703
	03A11002	FUEL PIPE	100K0703
	03A11003	FUEL PIPE	100K0703
	03A130	FUEL FILTER [COMPONENT PARTS]	100K0703
COOLING WATER SYSTEM	03A40102	FAN	100K0703
	03A41002	WATER PIPE	100K0703
	03A42003	RADIATOR [EXCEPT[AU]]	100K0703
	03A42004	RADIATOR [AU]	100K0703
	03A43003	RESERVE TANK	100K0703
ELECTRICAL SYSTEM	03A51002	STOP SOLENOID	100K0703
	03A52502	STARTER	100K0703
	03A53002	STARTER [COMPONENT PARTS]	100K0703
	03A53503	BATTERY [EXCEPT[AU]]	100K0703
	03A53504	BATTERY [AU]	100K0703
	03B10102	SWITCH [MANUAL T/M TYPE]	100K0703
	03B11502	PANEL BOARD	100K0703
	03B12002	PANEL BOARD [COMPONENT PARTS]	100K0703
	03B301	HEAD LIGHT	100K0703
	03B302	HAZARD LIGHT [OLD TYPE]	100K0703
	03B30201	HAZARD LIGHT [NEW TYPE]	100K0703
	03B304	TAIL LIGHT	100K0703

Item	Part No.	Description	Book
ELECTRICAL SYSTEM	03B50102	ELECTRICAL WIRING [MANUAL T/M TYPE]	100K0703
	03C11002	CLUTCH ROD	100K0703
CLUTCH	03C301	CLUTCH PEDAL	100K0703
	03C40102	CLUTCH HOUSING	100K0703
	03C41302	FRONT FRAME	100K0703
FRAME	03C41502	CENTER FRAME [MANUAL T/M TYPE]	100K0703
TRANSMISSION/REAR AXLE	03C42002	TRANSMISSION CASE [MANUAL T/M TYPE]	100K0703
	03C425	DIFFERENTIAL GEAR CASE	100K0703
	03C427	REAR AXLE CASE	100K0703
	03D00102	CLUTCH SHAFT	100K0703
	03D00502	PROPELLER SHAFT [MANUAL T/M TYPE]	100K0703
	03D10302	FRONT SHAFT [MANUAL T/M TYPE]	100K0703
	03D13502	PTO SHAFT [MANUAL T/M TYPE]	100K0703
	03D13702	MID PTO [MANUAL T/M TYPE]	100K0703
	03D140	REAR DIFFERENTIAL	100K0703
	03D14302	FRONT WHEEL PROPELLER SHAFT [MANUAL T/M TYPE]	100K0703
	03D14902	2ND SHAFT [MANUAL T/M TYPE]	100K0703
	03D15202	3RD SHAFT [MANUAL T/M TYPE]	100K0703
	03D15502	4TH SHAFT [MANUAL T/M TYPE]	100K0703
	03D201	MAIN GEAR SHIFT FORK [MANUAL T/M TYPE]	100K0703
	03D21702	RANGE GEAR SHIFT FORK [MANUAL T/M TYPE]	100K0703
	03D22002	PTO GEAR SHIFT FORK [MANUAL T/M TYPE]	100K0703
	03D225	DIFFERENTIAL LOCK SHIFT FORK	100K0703
SPEED CHANGE LEVER/BRAKE	03D301	REAR AXLE	100K0703
	03E00102	BRAKE [MANUAL T/M TYPE]	100K0703
	03E00502	BRAKE ROD 1 [MANUAL T/M TYPE]	100K0703
	03E01503	PARKING BRAKE LEVER [MANUAL T/M TYPE] [EXCEPT[AU]]	100K0703
	03E01504	PARKING BRAKE LEVER [MANUAL T/M TYPE] [AU]	100K0703
	03F101	MAIN GEAR SHIFT LEVER [MANUAL T/M TYPE]	100K0703
	03F110	RANGE GEAR SHIFT LEVER [HST TYPE]	100K0703
	03F113	FRONT WHEEL DRIVE LEVER	100K0703
	03F125	PTO GEAR SHIFT LEVER	100K0703
	03F143	HYDRAULIC CONTROL LEVER	100K0703
	03F201	BRAKE PEDAL	100K0703
	03F20502	DIFFERENTIAL LOCK PEDAL [MANUAL T/M TYPE]	100K0703
FRONT AXLE	03G105	FRONT AXLE CASE	100K0703
	03G115	FRONT DIFFERENTIAL	100K0703
	03G120	DIFFERENTIAL GEAR SHAFT	100K0703
	03G123	BEVEL GEAR CASE	100K0703
	03G125	FRONT AXLE CASE	100K0703
	03G130	FRONT AXLE	100K0703
	03G13502	FRONT DRIVE SHAFT [MANUAL T/M TYPE]	100K0703
STEERING	03H001	KNUCKLE ARM	100K0703
	03H003	DRAG LINK	100K0703
	03H005	TIE ROD	100K0703
	03H10102	STEERING HANDLE	100K0703
	03H10502	UNIVERSAL JOINT	100K0703
HYDRAULIC SYSTEM	03J101	HYDRAULIC PUMP(PS)	100K0703
	03J105	HYDRAULIC PUMP(PS) [COMPONENT PARTS]	100K0703
	03J20102	HYDRAULIC OIL LINE(SUCTION)	100K0703
	03J21002	HYDRAULIC OIL LINE(DELIVERY)	100K0703
	03J215	HYDRAULIC OIL LINE(STEERING)	100K0703
	03J24501	HYDRAULIC OIL LINE (F/M) [MANUAL T/M TYPE]	100K0703
	03J301	HYDRAULIC CYLINDER	100K0703
	03J310	HYDRAULIC PISTON/LIFT ARM	100K0703
	03J330	FEED BACK LEVER	100K0703
	03J405	CONTROL VALVE	100K0703

Item	Part No.	Description	Book	
HYDRAULIC SYSTEM	03J410	CONTROL VALVE [COMPONENT PARTS]	100K0703	
	03K101	3-POINT LINKAGE 2(LIFT ROD)	100K0703	
	03K115	LOWER LINK	100K0703	
	03K120	3-POINT LINKAGE 1(LOWER LINK)	100K0703	
HITCH/DRAWBAR	03K125	CHECK CHAIN	100K0703	
	03L105	DRAWBAR	100K0703	
	03L115	HITCH	100K0703	
	03L12501	PTO PROTECTOR [EXCEPT[AU]]	100K0703	
HOOD(BONNET)/ROPS	03L12502	PTO PROTECTOR [AU]	100K0703	
	03M10101	FRONT GRILLE [EXCEPT[AU]]	100K0703	
	03M10102	FRONT GRILLE [AU]	100K0703	
	03M10502	BONNET	100K0703	
	03M113	PANEL COVER	100K0703	
	03M120	SIDE COVER	100K0703	
	03M13003	SHUTTER PLATE [EXCEPT[AU]]	100K0703	
	03M13004	SHUTTER PLATE [AU]	100K0703	
	03M20702	LEVER GUIDE [MANUAL T/M TYPE]	100K0703	
	03M21001	FENDER [EXCEPT[AU]]	100K0703	
	03M21002	FENDER [AU]	100K0703	
	03M212	FENDER STAY	100K0703	
	03M215	FLOOR SEAT	100K0703	
	03M217	SEAT SUPPORT	100K0703	
	03M22502	STEP	100K0703	
	03M301	ROPS	100K0703	
	03M501	SMV EMBLEM	100K0703	
	FRONT WHEEL/REAR WHEEL	03R10101	FRONT WHEEL (6-12) [EXCEPT[AU]]	100K0703
		03R10102	FRONT WHEEL (21*8.00-10) [EXCEPT[AU]]	100K0703
03R10103		FRONT WHEEL (23*8.50-12) [EXCEPT[AU]]	100K0703	
03R10104		FRONT WHEEL (23*8.50-12) [EXCEPT[AU]]	100K0703	
03R10106		FRONT WHEEL (6-12) [AU]	100K0703	
03R10107		FRONT WHEEL (22*8.50-12) [AU]	100K0703	
03R11002		REAR WHEEL (9.5-16) [EXCEPT[AU]]	100K0703	
03R11004		REAR WHEEL (31*15.5-15) [EXCEPT[AU]]	100K0703	
03R11005		REAR WHEEL (33*12.5-15) [EXCEPT[AU]]	100K0703	
03R11006		REAR WHEEL (12-16.5) [EXCEPT[AU]]	100K0703	
03R11008		REAR WHEEL (9.5-16) [AU]	100K0703	
03R11009		REAR WHEEL (31*13.5-15) [AU]	100K0703	
LABELS		03S10104	LABEL [MANUAL T/M TYPE] [A]	100K0703
	03S10105	LABEL [MANUAL T/M TYPE] [CA]	100K0703	
	03S10106	LABEL [MANUAL T/M TYPE] [AU]	100K0703	
ACCESSORIES OPTION	03T105	ACCESSORIES AND SERVICE PARTS	100K0703	
	03U805	WARKING LIGHT KIT [OPTION]	100K0703	
	03U910	ROPS KIT [OPTION]	100K0703	

CRANKCASE



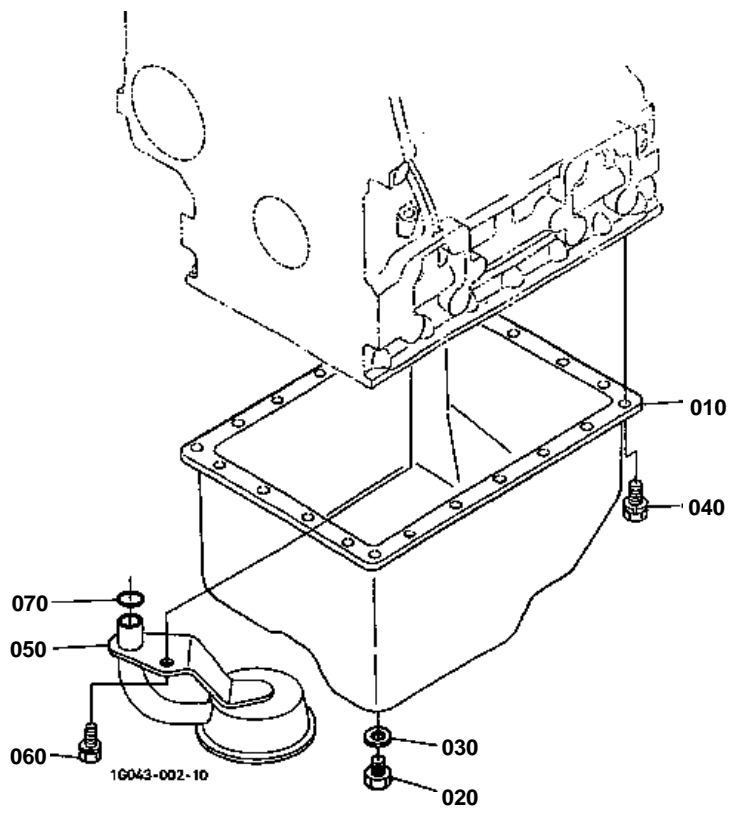


CRANKCASE

↔ Interchangeable; ≠ not interchangeable; ← new for old; → old for new

REF.No	Part No.	Description	Q'ty	S.No.	I/C	REMARKS	Weight (kgf)	Weight (lb)
010	16612-01013	COMP.CRANKCASE	1	<=YK0004			0	0
010	16612-01014	COMP.CRANKCASE	1	>=YL0001	←		32	70.4
010	16612-01016	COMP.CRANKCASE	1	>=1G0001	←		0	0
020	15451-96270	CAP SEALING	4				0.012	0.0264
030	15221-03490	CAP SEALING	1				0.02	0.044
040	15261-96010	PLUG	3				0.002	0.0044
050	16683-96020	PLUG	1				0.47	1.034
060	16241-96010	PLUG	3				0.007	0.0154
070	15521-96020	PLUG	2				0.003	0.0066
080	17391-96160	PLUG EXPANSION	3				0.003	0.0066
090	16271-96160	PLUG EXPANSION	1				0.025	0.055
100	16225-94510	PIN STRAIGHT	2				0.001	0.0022
110	16221-94530	PIN STRAIGHT	2				0.006	0.0132
120	16221-94520	PIN STRAIGHT	2				0.005	0.011
130	15231-33960	PIN PIPE	2				0.001	0.0022
140	16241-33650	PIN PIPE	1				0.002	0.0044
150	16241-96262	PLUG FUEL CAMSHAFT	1				0.007	0.0154
160	16261-56280	PIN START SPRING	1				0.004	0.0088
170	16282-96010	PLUG	1				0.09	0.198
180	16271-55350	BUSH GOVERNOR GEAR	1				0.06	0.132
190	15221-33610	PLUG	1				0.009	0.0198
200	15021-33660	GASKET	1				0.001	0.0022
210	15221-33700	O RING	1				0.001	0.0022
220	15321-73340	PIPE WATER RETURN	1				0.016	0.0352

OIL PAN



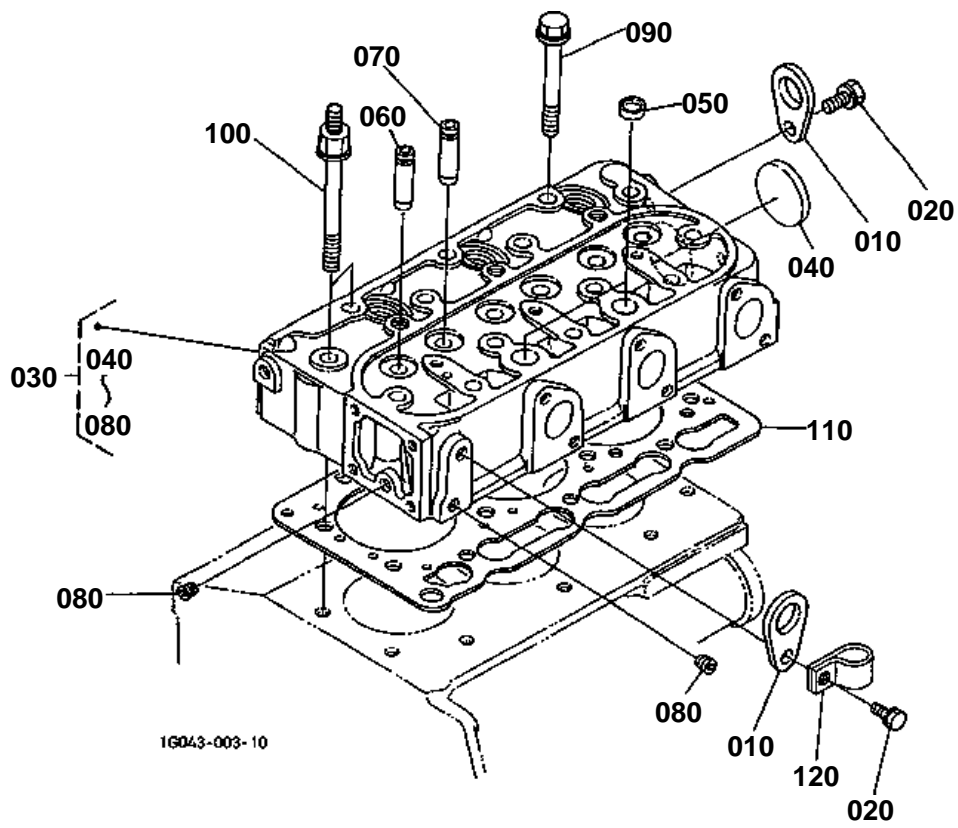


OIL PAN

↔ Interchangeable; ≠ not interchangeable; ← new for old; → old for new

REF.No	Part No.	Description	Q'ty	S.No.	I/C	REMARKS	Weight (kgf)	Weight (lb)
010	6C040-58920	COMP.OIL PAN	1				1.2	2.64
020	15221-33750	PLUG	1				0.032	0.0704
030	6C090-58960	GASKET	1				0.002	0.0044
040	01023-50612	BOLT	22				0.005	0.011
050	16261-32114	FILTER OIL	1				0.21	0.462
060	01123-60816	BOLT	1				0.01	0.022
070	04814-00160	O RING	1				0.001	0.0022

CYLINDER HEAD



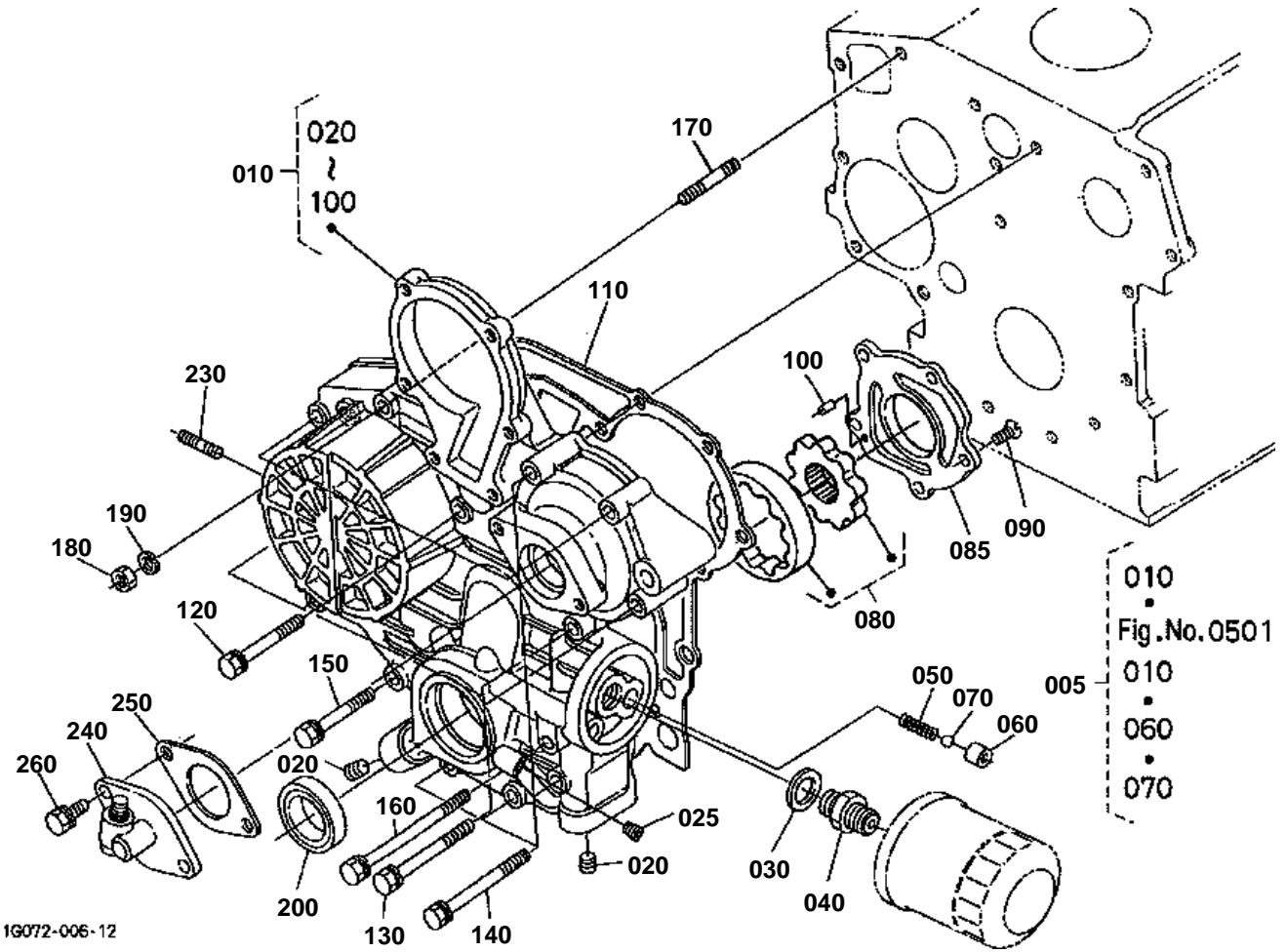


CYLINDER HEAD

↔ Interchangeable; ≠ not interchangeable; ← new for old; → old for new

REF.No	Part No.	Description	Q'ty	S.No.	I/C	REMARKS	Weight (kgf)	Weight (lb)
010	15221-01750	HOOK ENGINE	2				0.04	0.088
020	01123-60814	BOLT	2				0.008	0.0176
030	16027-03040	COMP.CYLINDER HEAD	1				10.2	22.44
040	15321-96260	CAP SEALING	1				0.014	0.0308
050	15261-03370	CAP SEALING	2				0.005	0.011
060	16241-13540	GUIDE INLET VALVE	3				0.02	0.044
070	16241-13560	GUIDE EXHAUST VALVE	3				0.01	0.022
080	15261-96010	PLUG	2				0.002	0.0044
090	16241-03450	BOLT CYLINDER HEAD	12				0.07	0.154
100	16216-03450	BOLT CYLINDER HEAD	2				0.07	0.154
110	16231-03310	GASKET CYLINDER HEAD	1				0.07	0.154
120	52200-41160	CLAMP CORD	1				0.01	0.022

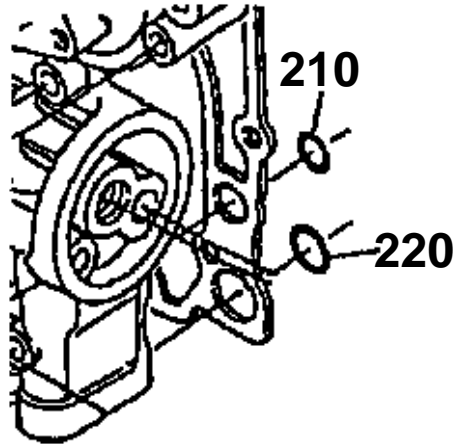
GEAR CASE



1G072-006-12

210 04814-06100

220 04814-00150



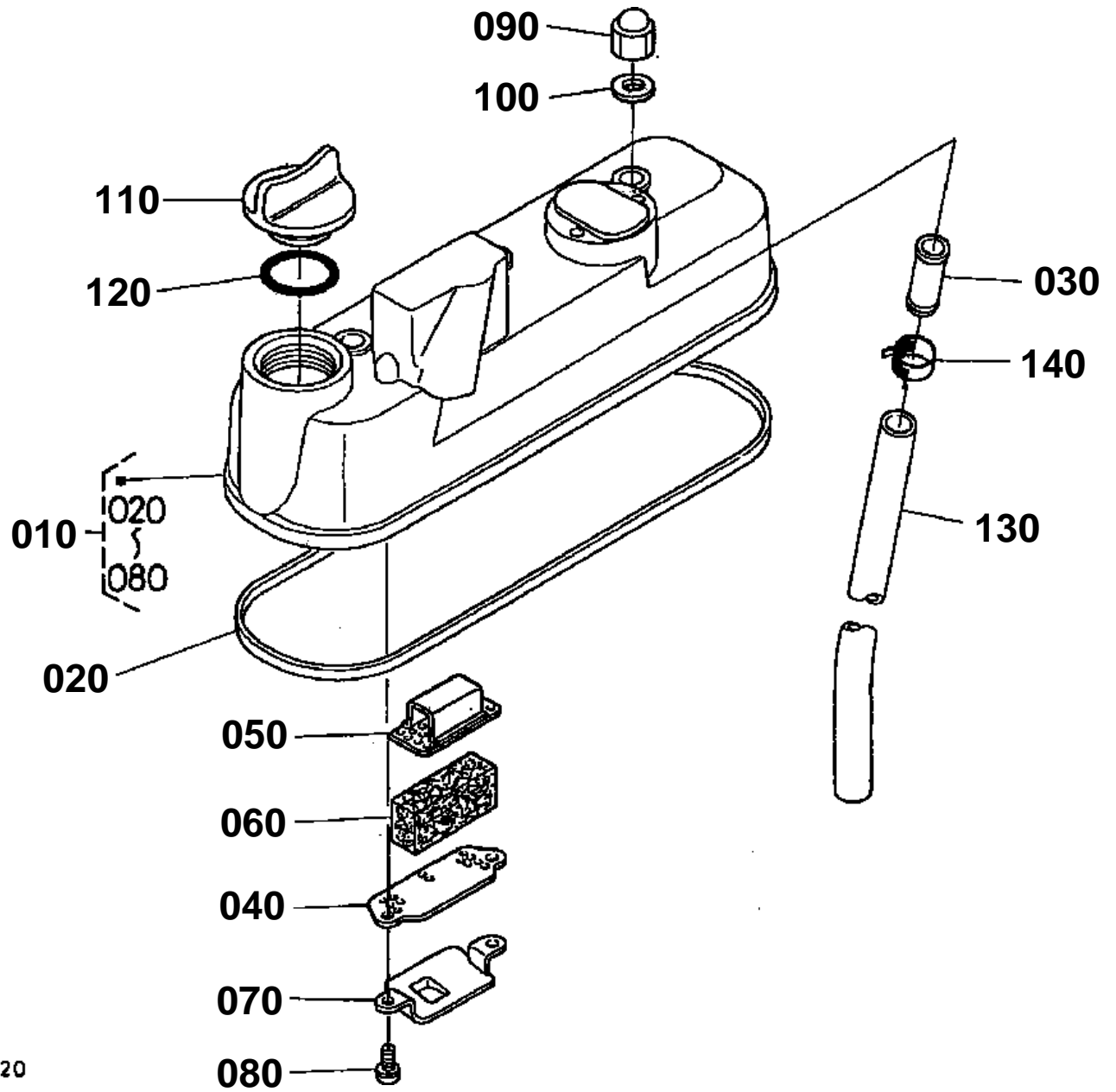
16216-806-10

**GEAR CASE**

↔ Interchangeable; ≠ not interchangeable; ← new for old; → old for new

REF.No	Part No.	Description	Q'ty	S.No.	I/C	REMARKS	Weight (kgf)	Weight (lb)
005	16216-04017	ASSY CASE GEAR	1				0	0
010	16216-04025	COMP.CASE GEAR	1	<=1U7903		NOT SALE ORDER BY REF.No.005	0	0
010	16216-04026	COMP.CASE GEAR	1	>=1W0001	≠		2.45	5.39
020	16241-96020	PLUG	2				0.015	0.033
025	15521-96020	PLUG	1				0.003	0.0066
030	04011-50180	WASHER PLAIN	1				0.012	0.0264
040	15241-32290	JOINT PIPE	1				0.053	0.1166
050	16241-36950	SPRING	1				0.015	0.033
060	16241-36930	SEAT VALVE	1				0.012	0.0264
070	07715-00201	BALL	1				0.008	0.0176
080	16241-35070	ASSY ROTOR OIL PUMP	1				0.27	0.594
085	16251-35130	COVER OIL PUMP	1				0.09	0.198
090	03017-50620	SCREW CR-REC-BD-HD	5				0.005	0.011
100	05012-00410	PIN STRAIGHT	2				0.001	0.0022
110	16264-04130	GASKET GEAR CASE	1				0.01	0.022
120	01023-50645	BOLT	3				0.01	0.022
130	01023-60650	BOLT	4				0.015	0.033
140	01023-50655	BOLT	4				0.012	0.0264
150	01023-50665	BOLT	1				0.015	0.033
160	16241-91040	BOLT	1				0.015	0.033
170	16245-91530	STUD	1				0.01	0.022
180	02056-50060	NUT	1				0.002	0.0044
190	04512-60060	WASHER SPRING	1				0.001	0.0022
200	16241-04212	SEAL OIL	1				0.012	0.0264
210	04814-06100	O RING	2	<=1S7639			0.003	0.0066
220	04814-00150	O RING	2	<=1S7639			0.001	0.0022
230	16245-91540	STUD	2				0.005	0.011
240	58417-25950	ASSY GEAR CASE H/M	1				0.29	0.638
250	16264-88130	GASKET H/METER UNIT	1				0.002	0.0044
260	01023-50618	BOLT	2				0.006	0.0132

HEAD COVER



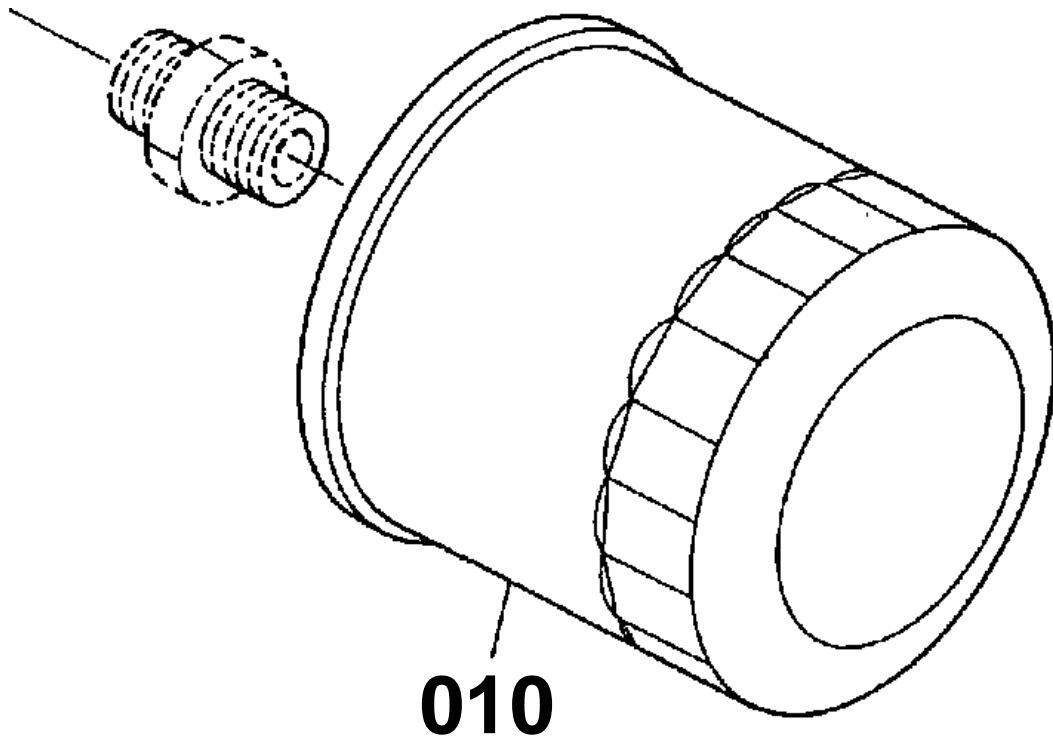
16216-006-20



HEAD COVER

↔ Interchangeable; ≠ not interchangeable; ← new for old; → old for new

REF.No	Part No.	Description	Q'ty	S.No.	I/C	REMARKS	Weight (kgf)	Weight (lb)
010	16261-14503	ASSY COVER CYL.HEAD	1				0.78	1.716
020	16261-14520	GASKET HEAD COVER	1				0.01	0.022
030	16241-05550	JOINT BREATHER PIPE	1				0.02	0.044
040	16241-05140	PLATE B/THER ELEMENT	1				0.005	0.011
050	16241-05150	PLATE B/THER ELEMENT	1				0.01	0.022
060	16241-05670	ELEMENT BREATHER	1				0.01	0.022
070	16241-05370	OIL SHIELD BREATHER	1				0.01	0.022
080	03024-50510	SCREW WITH WASHER	2				0.002	0.0044
090	15952-92330	NUT	3				0.01	0.022
100	15951-96660	GASKET	3				0.001	0.0022
110	15852-33140	PLUG OIL FILLER	1				0.038	0.0836
120	04814-50300	O RING	1				0.001	0.0022
130	16271-05510	PIPE BREATHER	1				0.06	0.132
140	16241-33510	BAND PIPE	1				0.005	0.011



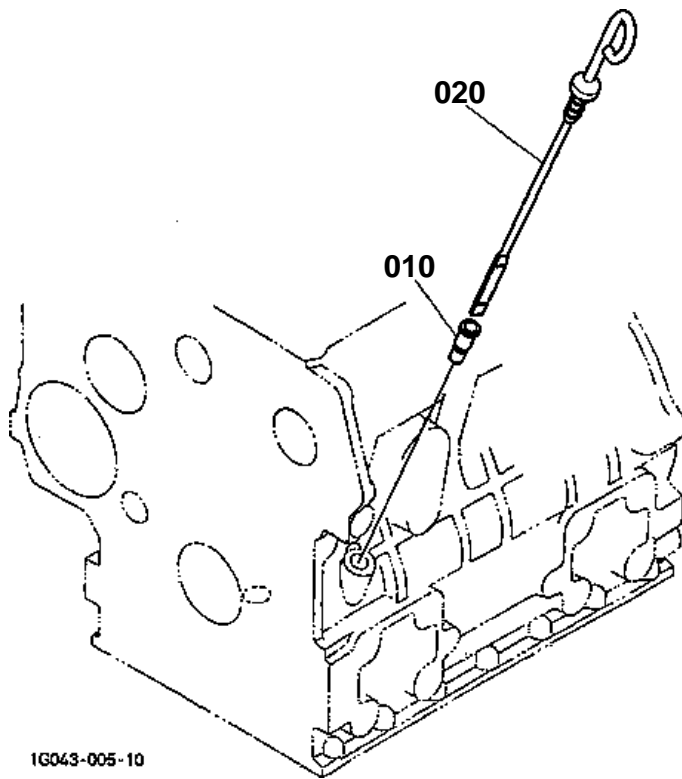
16615-003-10



OIL FILTER

↔ Interchangeable; ≠ not interchangeable; ← new for old; → old for new

REF.No	Part No.	Description	Q'ty	S.No.	I/C	REMARKS	Weight (kgf)	Weight (lb)
010	15241-32090	ASSY CARTRIDGE OIL	1				0.35	0.77



1G043-005-10

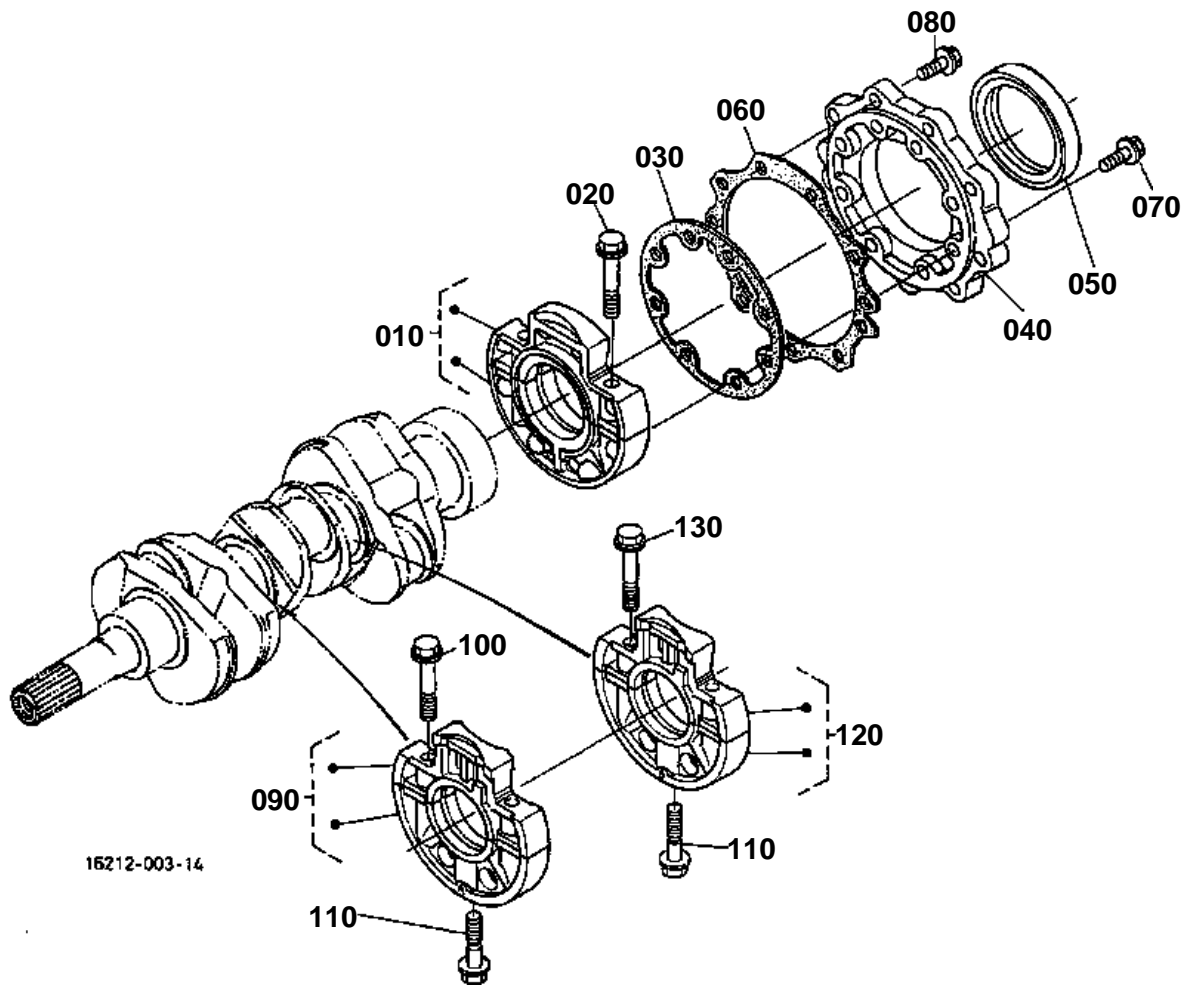


DIPSTICK AND GUIDE

↔ Interchangeable; ≠ not interchangeable; ← new for old; → old for new

REF.No	Part No.	Description	Q'ty	S.No.	I/C	REMARKS	Weight (kgf)	Weight (lb)
010	16809-36420	GUIDE OIL GAUGE	1				0.028	0.0616
020	17450-36410	GAUGE OIL	1				0.001	0.0022

MAIN BEARING CASE



15212-003-14

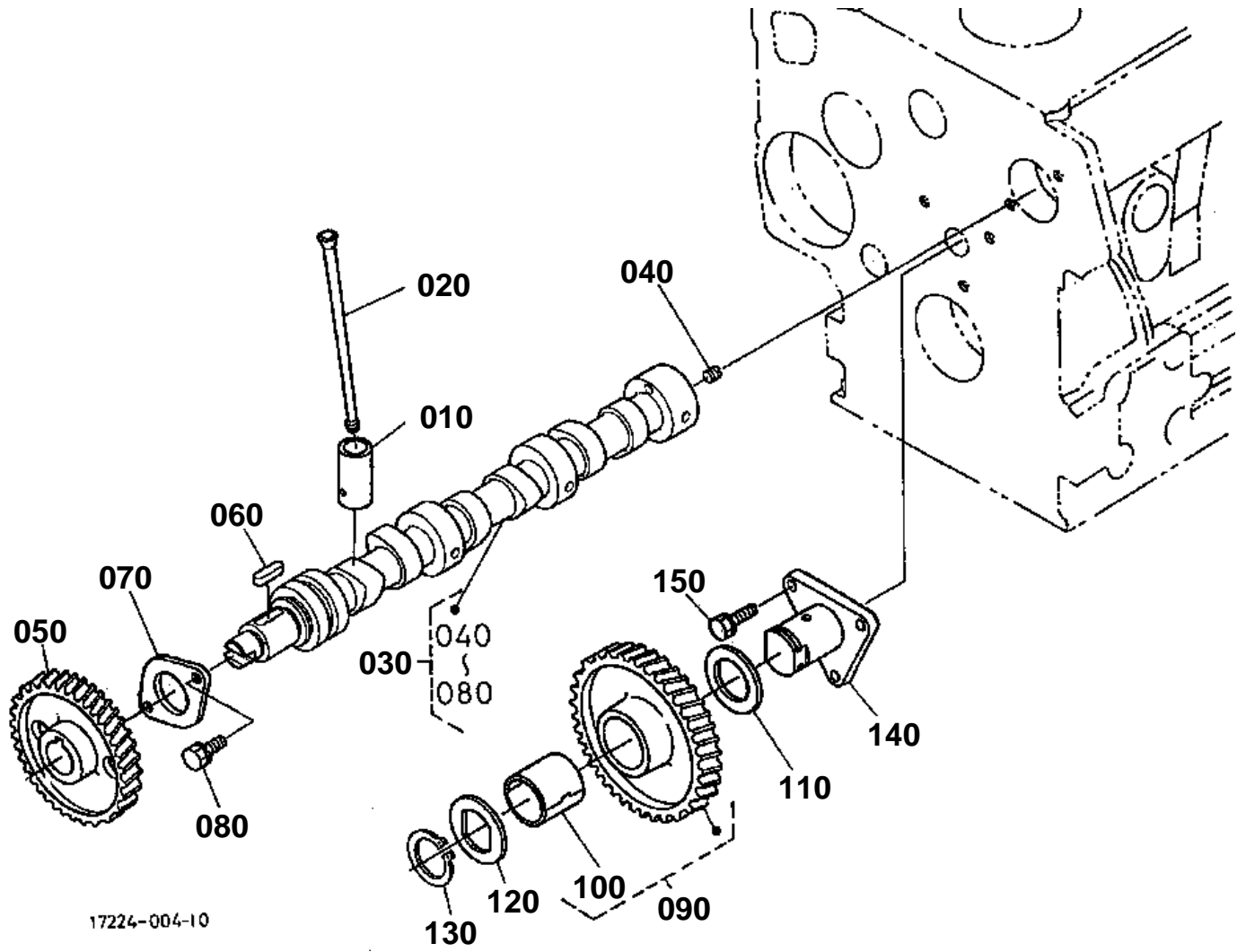


MAIN BEARING CASE

↔ Interchangeable; ≠ not interchangeable; ← new for old; → old for new

REF.No	Part No.	Description	Q'ty	S.No.	I/C	REMARKS	Weight (kgf)	Weight (lb)
010	16241-04092	ASSY CASE MAIN BRG.	1				1.13	2.486
020	16241-04540	BOLT BEARING CASE	2				0.02	0.044
030	16264-04360	GASKET BRG.CASE	1				0.002	0.0044
040	16241-04813	COVER BEARING CASE	1				0.22	0.484
050	16271-04460	SEAL OIL	1				0.04	0.088
060	16264-04820	GASKET	1				0.008	0.0176
070	01023-50625	BOLT	8				0.007	0.0154
080	01023-50620	BOLT	9				0.006	0.0132
090	16261-04040	ASSY CASE MAIN BRG.	1				0.9	1.98
100	16241-04540	BOLT BEARING CASE	2				0.02	0.044
110	16241-04560	BOLT BEARING CASE	2				0.03	0.066
120	16261-04050	ASSY CASE MAIN BRG.	1				1.11	2.442
130	16241-04540	BOLT BEARING CASE	2				0.02	0.044

CAMSHAFT AND IDLE GEAR SHAFT



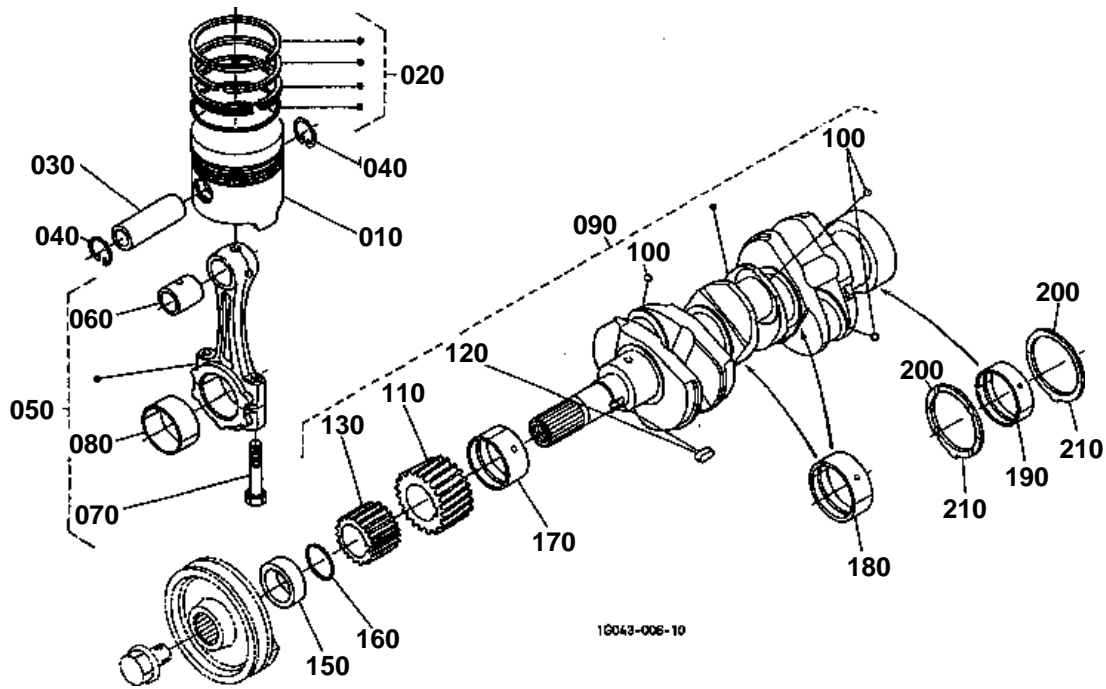


CAMSHAFT AND IDLE GEAR SHAFT

↔ Interchangeable; ≠ not interchangeable; ← new for old; → old for new

REF.No	Part No.	Description	Q'ty	S.No.	I/C	REMARKS	Weight (kgf)	Weight (lb)
010	16261-15550	TAPPET	6				0.035	0.077
020	16241-15110	PUSH ROD	6				0.03	0.066
030	16261-16010	ASSY CAMSHAFT	1				1.7	3.74
040	15521-93610	SCREW SET	1				0.002	0.0044
050	16241-16510	GEAR CAM	1				0.45	0.99
060	05712-00518	KEY FEATHER	1				0.003	0.0066
070	16241-16270	STOPPER CAMSHAFT	1				0.04	0.088
080	01023-50614	BOLT	2				0.005	0.011
080	01023-50616	BOLT	2		↔		0.005	0.011
090	16251-24010	COMP GEAR IDLE	1				0.63	1.386
100	16251-24980	BUSH IDLE GEAR	1				0.035	0.077
110	16251-24360	COLLAR IDLE GEAR	1				0.012	0.0264
120	15741-24370	COLLAR IDLE GEAR	1				0.015	0.033
130	15741-24320	CIR CLIP IDLE GEAR	1				0.01	0.022
140	16251-24250	SHAFT IDLE GEAR	1				0.36	0.792
150	01023-50616	BOLT	3				0.005	0.011

PISTON AND CRANKSHAFT



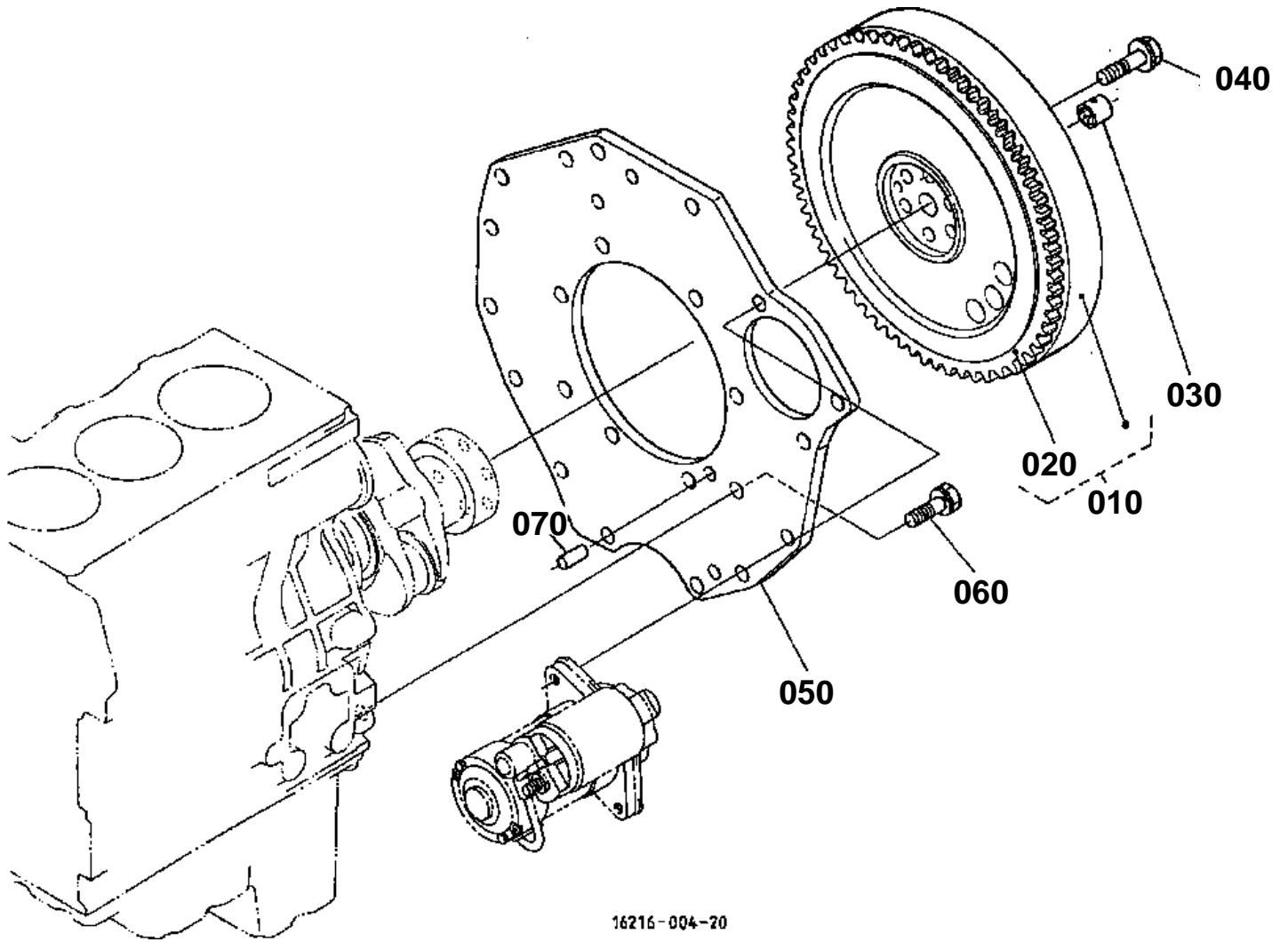


PISTON AND CRANKSHAFT

↔ Interchangeable; ≠ not interchangeable; ← new for old; → old for new

REF.No	Part No.	Description	Q'ty	S.No.	I/C	REMARKS	Weight (kgf)	Weight (lb)
010	16050-21110	PISTON	3			STD	0.4	0.88
010	16050-21910	PISTON	3			+0.50mm	0.4	0.88
020	16271-21050	ASSY PISTON RING	3			STD	0.05	0.11
020	16271-21090	ASSY PISTON RING	3			+0.50mm	0.06	0.132
030	16241-21310	PIN PISTON	3				0.135	0.297
040	16241-21330	CIR CLIP PISTON PIN	6				0.002	0.0044
050	16241-22012	ASSY ROD CONNECTING	3				0.545	1.199
060	16241-21980	BUSH PISTON PIN	3				0.03	0.066
070	16241-22140	BOLT CONNECTING ROD	6				0.024	0.0528
080	16241-22310	METAL CRANKPIN	3			STD SET	0.038	0.0836
080	16241-22970	METAL CRANKPIN	3			-0.20mm SET	0.08	0.176
080	16241-22980	METAL CRANKPIN	3			-0.40mm SET	0.1	0.22
090	16231-23013	COMP.CRANKSHAFT	1				9.35	20.57
100	07715-00401	BALL	3				0.001	0.0022
110	16241-24110	GEAR CRANK	1				0.15	0.33
120	16271-95230	KEY	1				0.005	0.011
130	16241-35630	GEAR OIL PUMP DRIVE	1				0.102	0.2244
140	99999-99999	BLANK	0				0	0
150	16271-23250	COLLAR CRANKSHAFT	1				0.055	0.121
160	04814-10280	O RING	1				0.001	0.0022
170	16241-23470	METAL CRANKSHAFT	1			STD	0.06	0.132
170	16241-23910	METAL CRANKSHAFT	1			-0.20mm	0.03	0.066
170	16241-23920	METAL CRANKSHAFT	1			-0.40mm	0.068	0.1496
180	16241-23480	METAL CRANKSHAFT	2			STD SET	0.05	0.11
180	16241-23930	METAL CRANKSHAFT	2			-0.20mm SET	0.1	0.22
180	16241-23940	METAL CRANKSHAFT	2			-0.40mm SET	0.05	0.11
190	16292-23490	METAL CRANKSHAFT	1			STD SET	0.07	0.154
190	16292-23860	METAL CRANKSHAFT	1			-0.20mm SET	0.05	0.11
190	16292-23870	METAL CRANKSHAFT	1			-0.40mm SET	0.05	0.11
200	15521-23530	METAL SIDE	2			STD	0.01	0.022
200	15521-23950	METAL SIDE	2			+0.20mm	0.01	0.022
200	15521-23960	METAL SIDE	2			+0.40mm	0.01	0.022
210	19202-23540	METAL SIDE	2			STD	0.01	0.022
210	19202-23970	METAL SIDE	2			+0.20mm	0.01	0.022
210	19202-23980	METAL SIDE	2			+0.40mm	0.01	0.022

FLYWHEEL

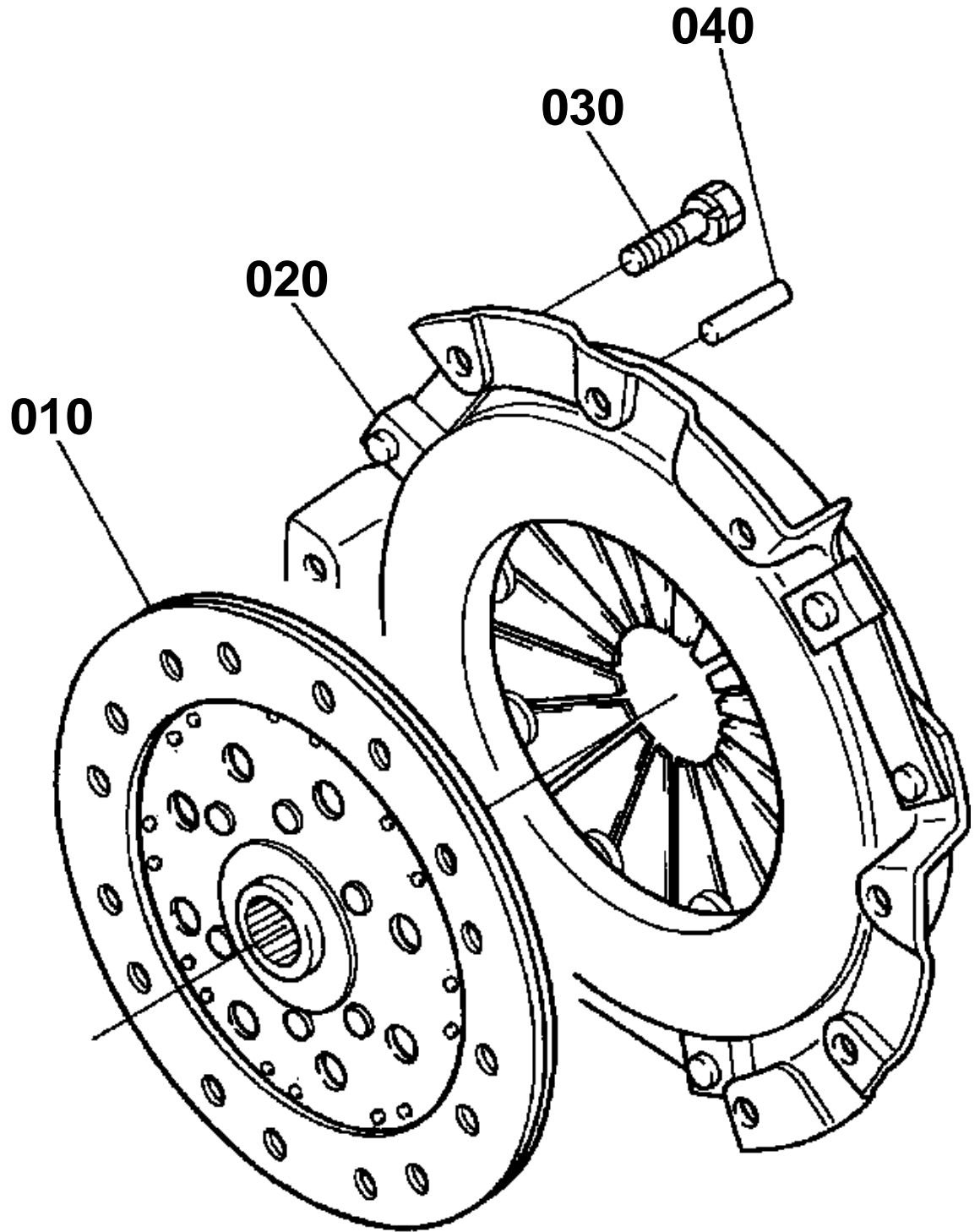


16216-004-20

**FLYWHEEL**

↔ Interchangeable; ≠ not interchangeable; ← new for old; → old for new

REF.No	Part No.	Description	Q'ty	S.No.	I/C	REMARKS	Weight (kgf)	Weight (lb)
010	16261-25015	COMP.FLYWHEEL	1				17.2	37.84
020	16261-63822	GEAR RING	1				0.75	1.65
030	66621-14120	BEARING DRY	1				0.006	0.0132
040	16271-25160	BOLT FLYWHEEL	6				0.036	0.0792
050	6C040-58912	PLATE REAR END	1				3.6	7.92
060	15261-91190	BOLT	8				0.03	0.066
070	16221-94530	PIN STRAIGHT	1				0.006	0.0132



16216-001-10

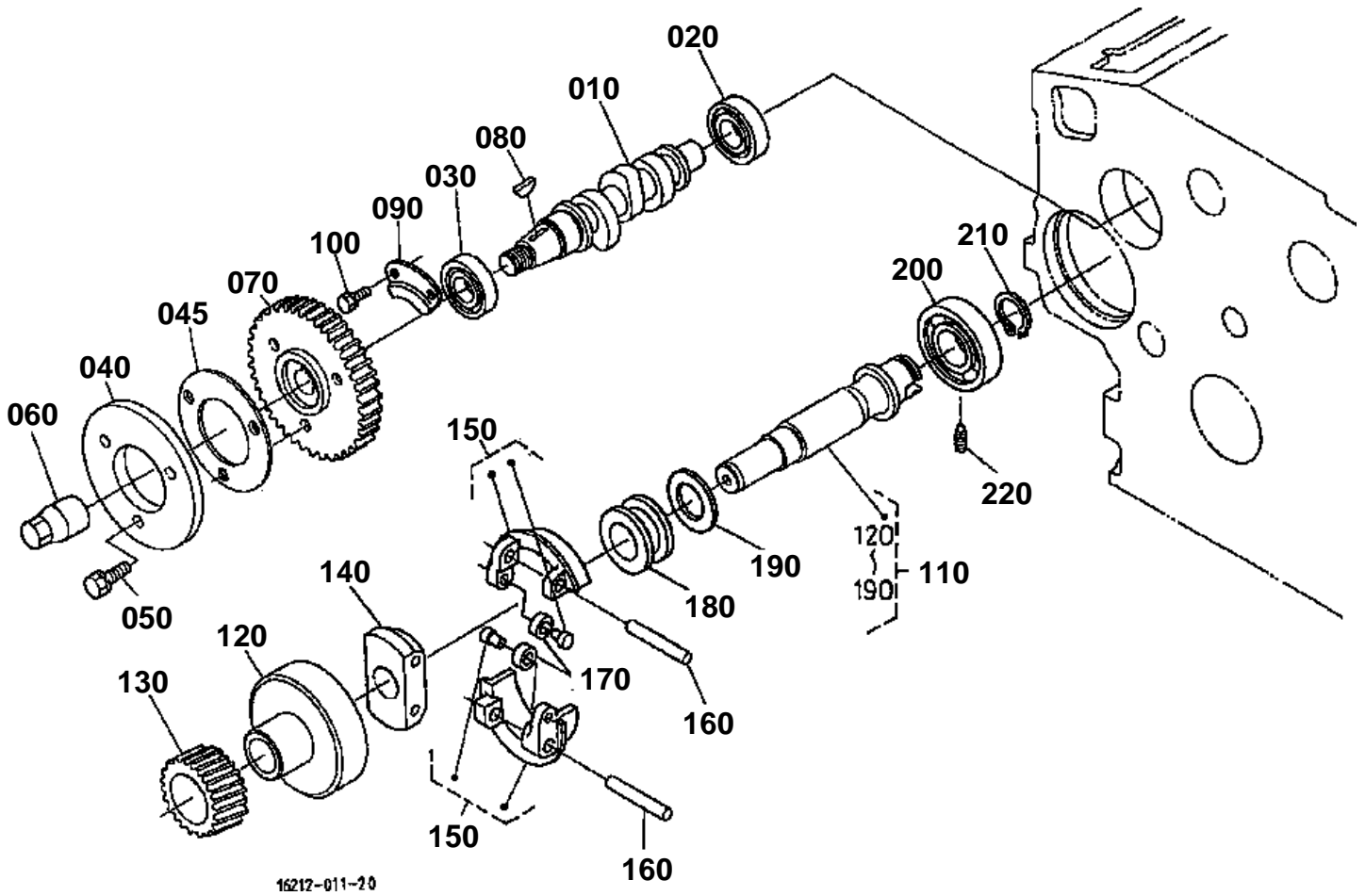


CLUTCH

↔ Interchangeable; ≠ not interchangeable; ← new for old; → old for new

REF.No	Part No.	Description	Q'ty	S.No.	I/C	REMARKS	Weight (kgf)	Weight (lb)
010	6C040-13402	COMP.DISK CLUTCH	1				0.88	1.936
020	6C040-13300	COMP.PLATE PRESSURE	1				4.01	8.822
030	01123-60816	BOLT	6				0.01	0.022
040	16221-94530	PIN STRAIGHT	3				0.006	0.0132

FUEL CAMSHAFT AND GOVERNOR SHAFT

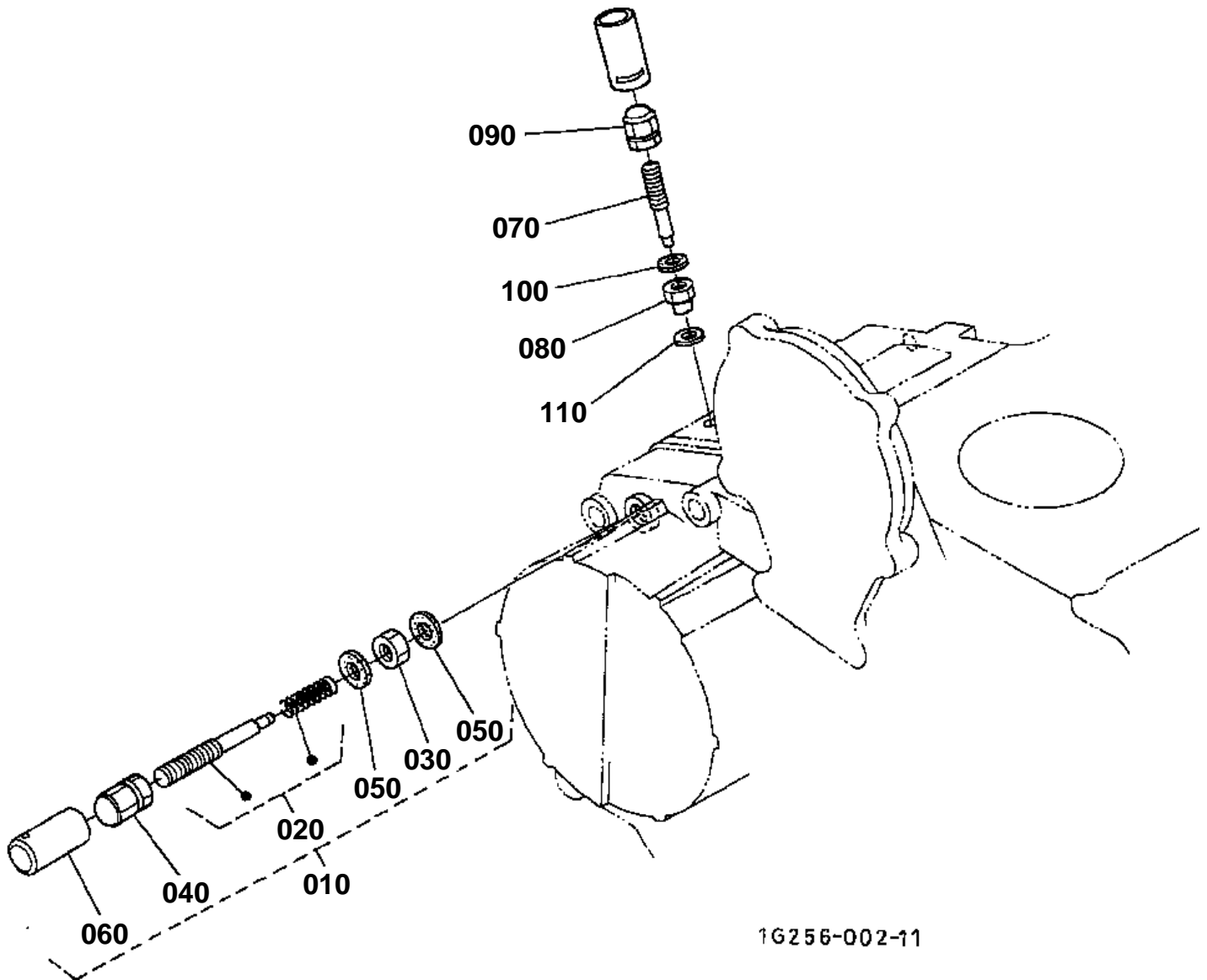


**FUEL CAMSHAFT AND GOVERNOR SHAFT**

↔ Interchangeable; ≠ not interchangeable; ← new for old; → old for new

REF.No	Part No.	Description	Q'ty	S.No.	I/C	REMARKS	Weight (kgf)	Weight (lb)
010	16020-16170	CAMSHAFT FUEL	1				0.38	0.836
020	08103-06202	BEARING BALL	1				0.05	0.11
030	08153-06204	BEARING BALL	1				0.11	0.242
040	16241-51113	CAM FUEL	1				0.196	0.4312
045	16241-51190	WASHER	1				0.029	0.0638
050	01023-50618	BOLT	3				0.006	0.0132
060	16241-92330	NUT	1				0.035	0.077
070	16272-51150	GEAR INJECTION PUMP	1				0.49	1.078
080	16241-95230	KEY WOODRUFF	1				0.001	0.0022
090	16241-16320	STOPPER FUEL.C/SHAFT	1				0.04	0.088
100	01023-50612	BOLT	2				0.005	0.011
100	01023-50616	BOLT	2		↔		0.005	0.011
110	16265-55013	ASSY SHAFT GOVERNOR	1				1.22	2.684
120	16241-55392	HOLDER GOVERNOR GEAR	1				0.34	0.748
130	16282-55320	GEAR GOVERNOR	1				0.24	0.528
140	16241-55270	HOLDER GOV.WEIGHT	1				0.085	0.187
150	16241-55062	COMP.WEIGHT GOVERNOR	2				0.085	0.187
160	16241-55260	SHAFT GOV. WEIGHT	2				0.013	0.0286
170	19484-55440	ROLLER	2				0.005	0.011
180	16241-55450	SLEEVE GOVERNOR	1				0.04	0.088
190	16241-55463	WASHER THRUST	1				0.005	0.011
200	08101-06304	BEARING BALL	1				0.146	0.3212
210	16271-55410	CIR CLIP GOV.SHAFT	1				0.005	0.011
220	16241-55554	SCREW SET	1				0.007	0.0154

ENGINE STOP LEVER



16256-002-11

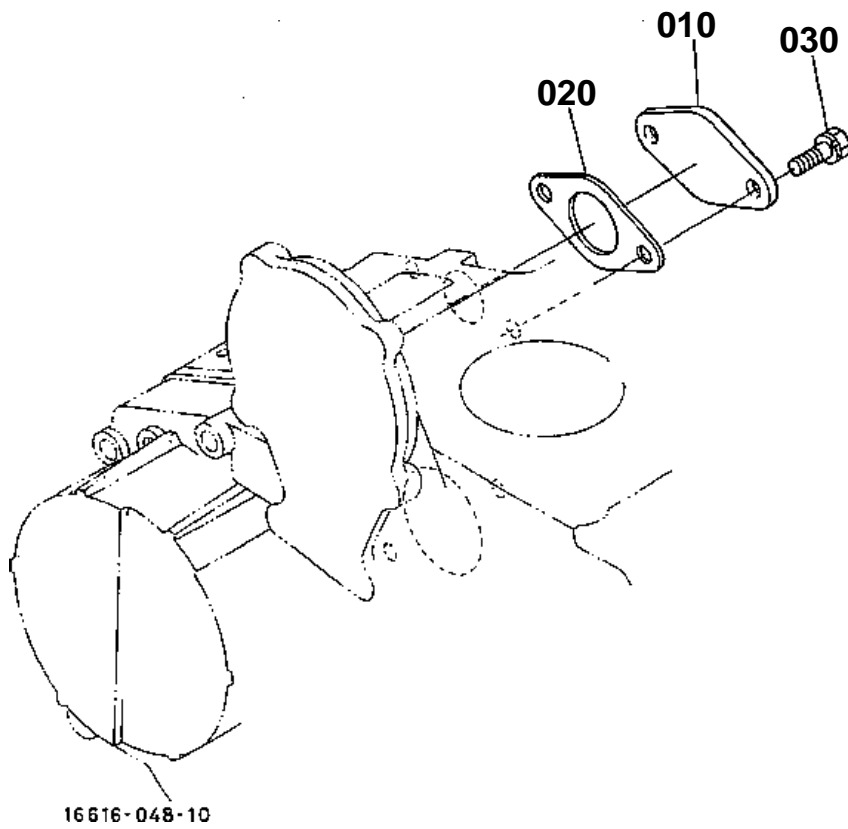


ENGINE STOP LEVER

↔ Interchangeable; ≠ not interchangeable; ← new for old; → old for new

REF.No	Part No.	Description	Q'ty	S.No.	I/C	REMARKS	Weight (kgf)	Weight (lb)
010	16271-54090	APPARATUS FUEL LIMIT	1				0.029	0.0638
020	16241-54102	ASSY BOLT ADJUSTING	1				0.008	0.0176
030	15841-92020	NUT	1				0.004	0.0088
040	15841-92330	NUT	1				0.006	0.0132
050	15601-96650	GASKET	2				0.001	0.0022
060	16221-54420	CAP	1				0.001	0.0022
070	16241-54120	BOLT ADJUSTING	1				0.005	0.011
080	1G031-54210	NUT LOCK	1				0.003	0.0066
090	15841-92330	NUT	1				0.006	0.0132
100	15601-96650	GASKET	1				0.001	0.0022
110	1G031-96650	GASKET	1				0.001	0.0022

STOP SOLENOID



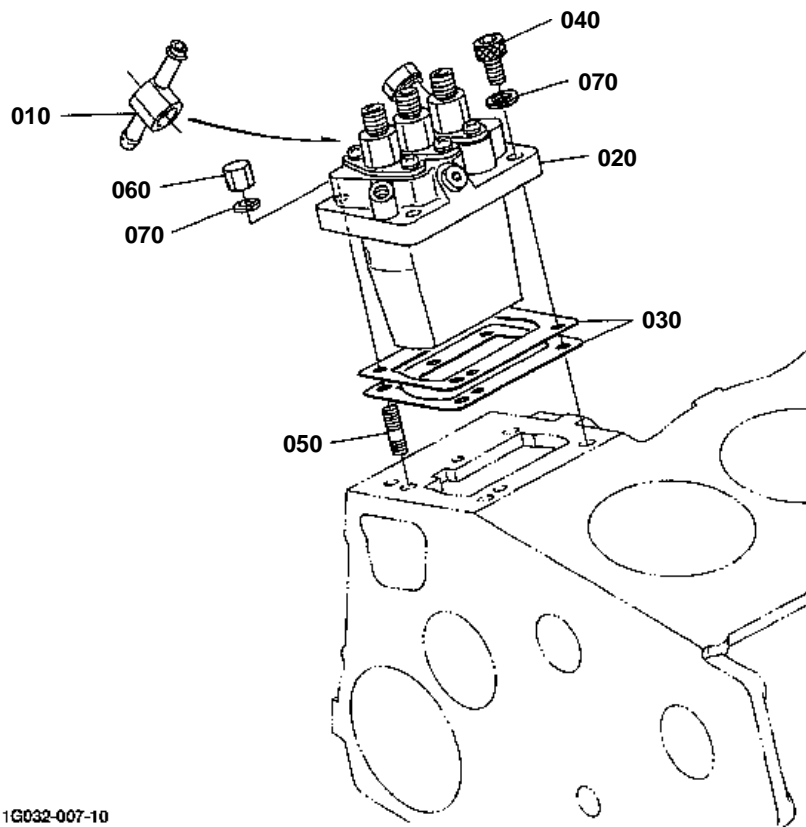


STOP SOLENOID

↔ Interchangeable; ≠ not interchangeable; ← new for old; → old for new

REF.No	Part No.	Description	Q'ty	S.No.	I/C	REMARKS	Weight (kgf)	Weight (lb)
010	16231-60110	COVER SOLENOID	1				0.04	0.088
020	16299-60150	GASKET	1				0.003	0.0066
030	01023-50616	BOLT	2				0.005	0.011

INJECTION PUMP



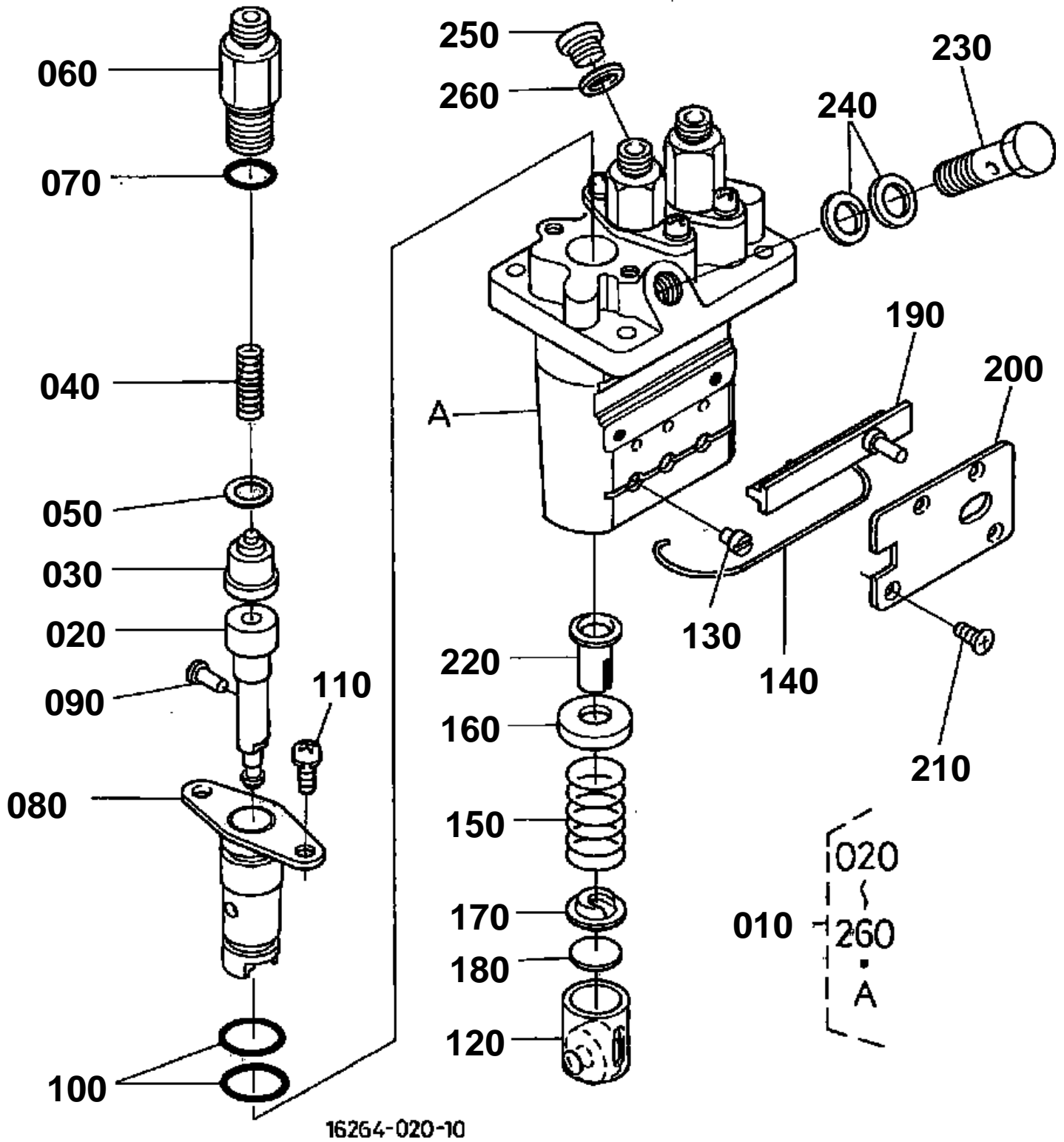
1G032-007-10



INJECTION PUMP

↔ Interchangeable; ≠ not interchangeable; ← new for old; → old for new

REF.No	Part No.	Description	Q'ty	S.No.	I/C	REMARKS	Weight (kgf)	Weight (lb)
010	16271-95690	JOINT EYE	1				0.046	0.1012
020	16032-51010	ASSY PUMP INJECTION	1				1	2.2
030	16006-52092	SHIM INJECTION PUMP	1			0.20mm	0.004	0.0088
030	16006-52112	SHIM INJECTION PUMP	1			0.25mm	0.004	0.0088
030	16006-52122	SHIM INJECTION PUMP	1			0.30mm	0.006	0.0132
040	01311-10620	BOLT HEX-SOC-HD	2				0.012	0.0264
050	15841-91500	STUD	2				0.04	0.088
060	15841-92320	NUT	2				0.01	0.022
070	04512-60060	WASHER SPRING	4				0.001	0.0022

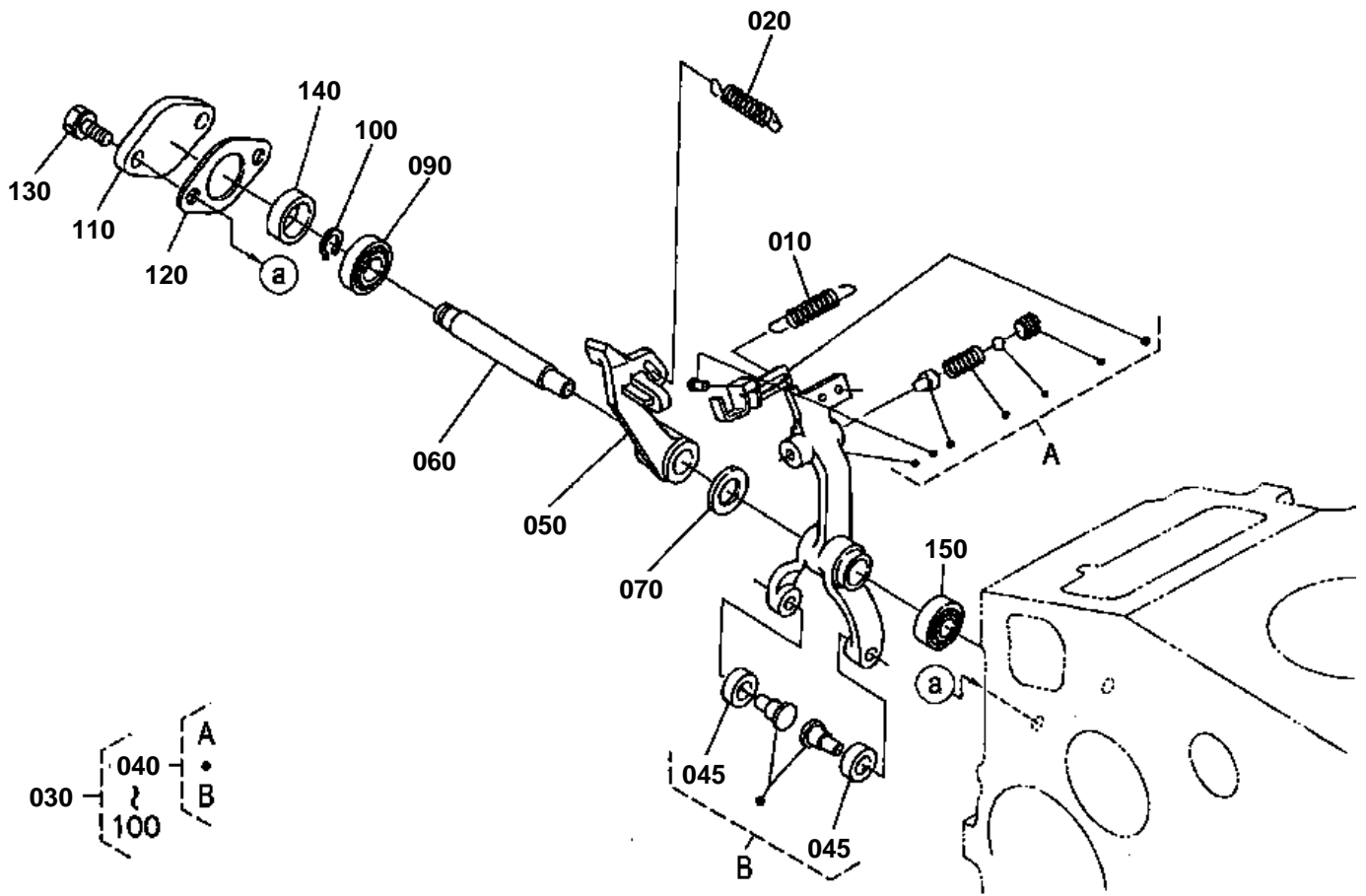


**INJECTION PUMP [COMPONENT PARTS]**

↔ Interchangeable; ≠ not interchangeable; ← new for old; → old for new

REF.No	Part No.	Description	Q'ty	S.No.	I/C	REMARKS	Weight (kgf)	Weight (lb)
010	16032-51010	ASSY PUMP INJECTION	1				1	2.2
020	16030-51052	PLUNGER PUMP	3				0.024	0.0528
030	15841-51030	VALVE DELIVERY	3				0.015	0.033
040	15841-51230	SPRING DELIV.VALVE	3				0.004	0.0088
050	15841-51240	GASKET DELIV.VALVE	3				0.001	0.0022
060	16271-51220	HOLDER DELIV.VALVE	3				0.045	0.099
070	15841-96760	O RING	3				0.001	0.0022
080	15841-51560	FLANGE SLEEVE	3				0.06	0.132
090	15841-94570	PIN JOINT	3				0.001	0.0022
100	15841-51200	O RING	6				0.001	0.0022
110	15862-91430	SCREW	6				0.01	0.022
120	15841-51070	ASSY TAPPET	3				0.03	0.066
130	15841-51250	PIN TAPPET GUIDE	3				0.001	0.0022
140	15861-51430	PIN CLAMP	1				0.002	0.0044
150	15841-51280	SPRING PLUNGER	3				0.015	0.033
160	15841-51270	SEAT SPRING UPPER	3				0.005	0.011
170	15841-51290	SEAT SPRING LOWER	3				0.005	0.011
180	15841-51490	SHIM	3				0.005	0.011
190	16030-51060	RACK CONTROL	1				0.027	0.0594
200	16030-51540	PLATE	1				0.035	0.077
210	15841-93110	SCREW CSK-HD	4				0.001	0.0022
220	15841-51380	SLEEVE CONTROL	3				0.006	0.0132
230	16271-51320	SCREW FOLLOW	1				0.031	0.0682
240	15841-96650	GASKET	2				0.001	0.0022
250	16030-96010	PLUG	1				0.008	0.0176
260	15861-96650	GASKET	1				0.001	0.0022

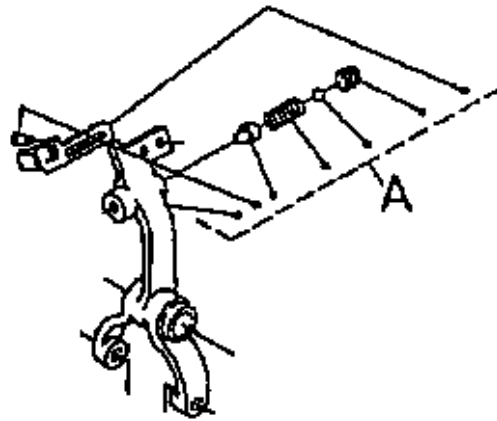
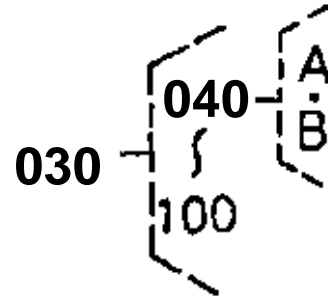
GOVERNOR



1G299-032-11

030 16216-5605-4

040 16216-5604-4



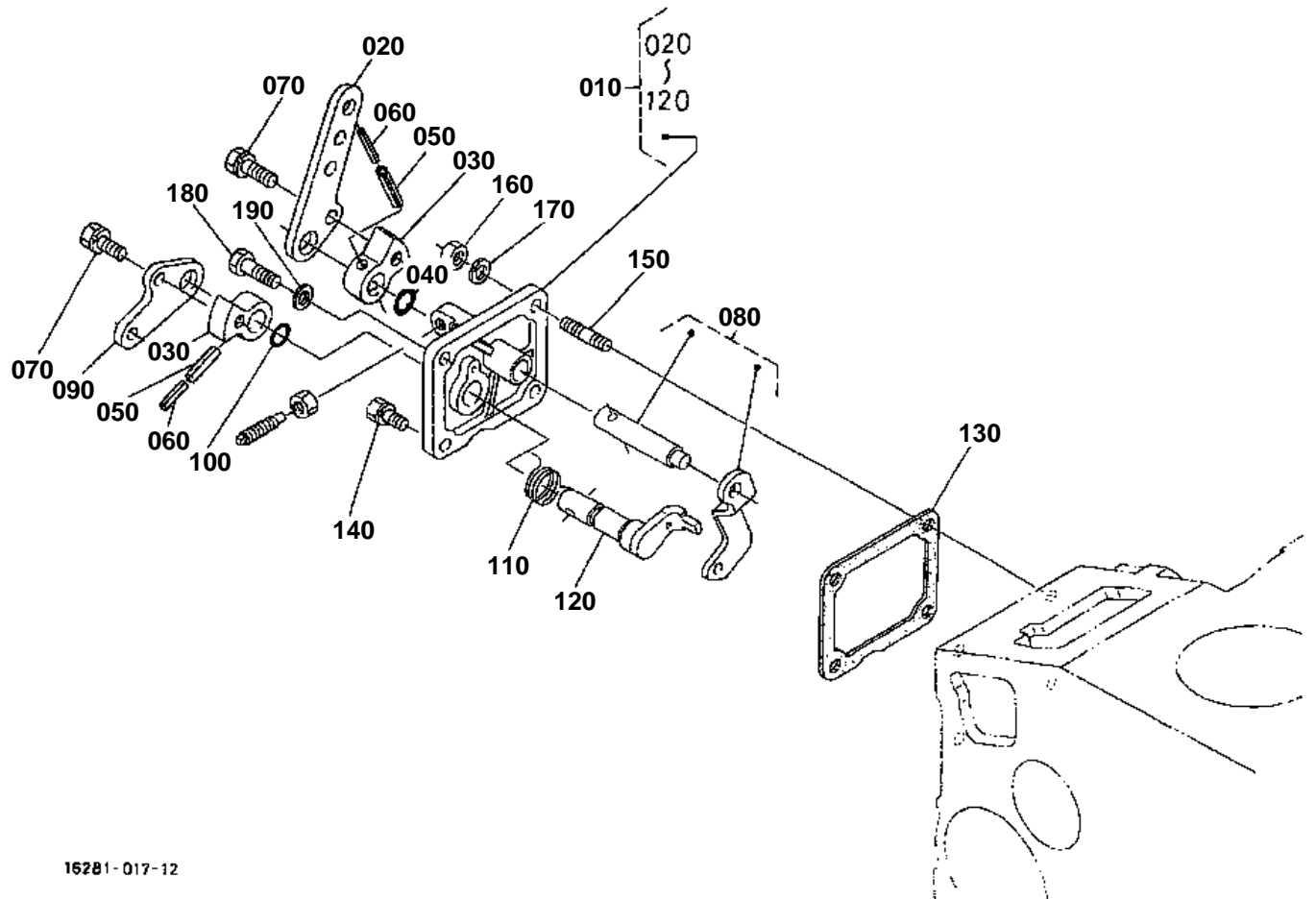
1G043-800-10



↔ Interchangeable; ≠ not interchangeable; ← new for old; → old for new

REF.No	Part No.	Description	Q'ty	S.No.	I/C	REMARKS	Weight (kgf)	Weight (lb)
010	16261-56480	SPRING START	1				0.002	0.0044
020	1G043-56410	SPRING GOVERNOR	1				0	0
030	16216-56054	ASSY LEVER FORK	1	<=2E7058			0	0
030	16216-56055	ASSY LEVER FORK	1	>=2G0001	←		0.25	0.55
040	16216-56044	COMP.LEVER FORK	1	<=2E7058			0	0
040	16216-56045	COMP.LEVER FORK	1	>=2G0001	←		0.13	0.286
045	19484-55440	ROLLER	2				0.005	0.011
050	16222-56130	LEVER FORK	1	<=2E7058			0	0
050	16222-56133	LEVER FORK	1	>=2G0001	←		0.06	0.132
060	16241-56153	SHAFT FORK LEVER	1				0.04	0.088
070	16241-94010	WASHER PLAIN	1				0.002	0.0044
080	99999-99999	BLANK	0				0	0
090	16241-56330	BEARING MINIATURIZE	1				0.007	0.0154
100	04612-00090	CIR CLIP EXTERNAL	1				0.001	0.0022
110	16241-56250	COVER FORK LEV.SHAFT	1				0.013	0.0286
120	16299-56260	GASKET	1				0.002	0.0044
130	01023-50614	BOLT	2				0.005	0.011
140	16241-56210	COLLAR	1				0.008	0.0176
150	16241-56340	BEARING MINIATURIZE	1				0.007	0.0154

SPEED CONTROL PLATE



16281-017-12



SPEED CONTROL PLATE

↔ Interchangeable; ≠ not interchangeable; ← new for old; → old for new

REF.No	Part No.	Description	Q'ty	S.No.	I/C	REMARKS	Weight (kgf)	Weight (lb)
010	16231-57016	ASSY PLATE CONTROL	1				0.34	0.748
020	16205-57150	LEVER SPEED CONTROL	1				0.033	0.0726
030	16205-57160	LEVER SPEED CONTROL	2				0.03	0.066
040	04814-00100	O RING	1				0.001	0.0022
050	05411-00420	PIN SPRING	2				0.001	0.0022
060	05411-02520	PIN SPRING	2				0.001	0.0022
070	01023-50612	BOLT	2				0.005	0.011
080	16205-56020	COMP.LEVER GOVERNOR	1				0.02	0.044
090	16234-57720	LEVER ENGINE STOP	1				0.03	0.066
100	04814-10070	O RING	1				0.001	0.0022
110	16205-57510	SPRING RETURN	1				0.002	0.0044
120	16205-57740	COMP.LEVER STOP	1				0.046	0.1012
130	16264-57210	GASKET	1				0.002	0.0044
140	01023-50616	BOLT	1				0.005	0.011
145	01053-50618	BOLT	1				0.006	0.0132
150	16245-91540	STUD	2				0.005	0.011
160	02056-50060	NUT	2				0.002	0.0044
170	04512-60060	WASHER SPRING	2				0.001	0.0022
180	15601-96650	GASKET	1				0.001	0.0022

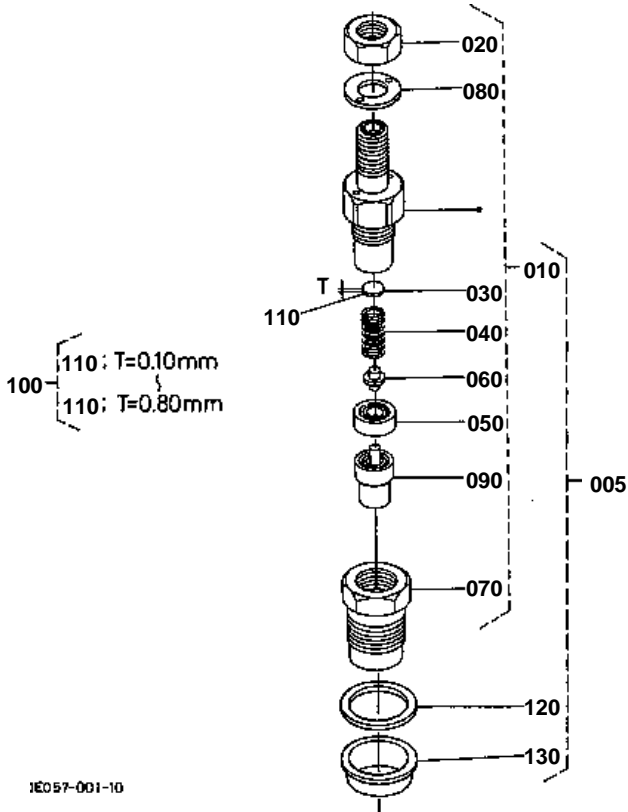


NOZZLE HOLDER AND GLOW PLUG

↔ Interchangeable; ≠ not interchangeable; ← new for old; → old for new

REF.No	Part No.	Description	Q'ty	S.No.	I/C	REMARKS	Weight (kgf)	Weight (lb)
010	16261-42502	ASSY PIPE OVER FLOW	1				0.04	0.088
020	15841-51360	SCREW AIR BREEDER	1				0.008	0.0176
030	15601-96650	GASKET	1				0.001	0.0022
040	16032-53000	ASSY HOLDER NOZZLE	3				0.14	0.308
050	15841-53622	GASKET	3				0.002	0.0044
060	19077-53650	SEAL HEAT	3				0.005	0.011
070	16231-53712	PIPE INJECTION	1				0.12	0.264
080	16231-53722	PIPE INJECTION	1				0.12	0.264
090	16231-53732	PIPE INJECTION	1				0.12	0.264
100	15841-53850	CLAMP PIPE	2				0.01	0.022
110	15841-53860	CLAMP PIPE	2				0.009	0.0198
120	03024-50520	SCREW WITH WASHER	2				0.004	0.0088
130	16851-65510	GLOW PLUG	3				0.02	0.044
140	16261-65560	CORD GLOW PLUG	1				0.01	0.022
150	02761-50040	NUT FLANGE	3				0.002	0.0044

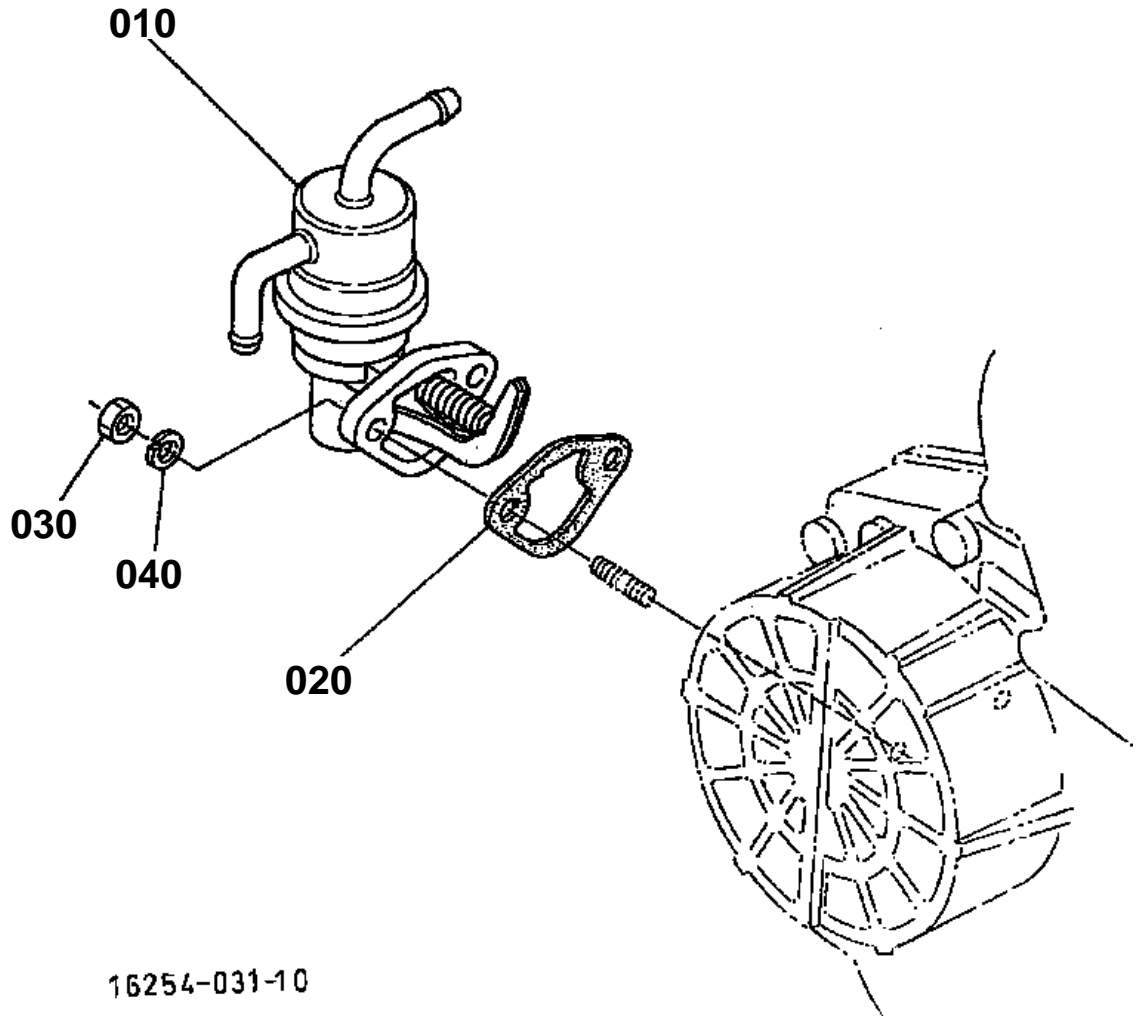
NOZZLE HOLDER [COMPONENT PARTS]



**NOZZLE HOLDER [COMPONENT PARTS]**

↔ Interchangeable; ≠ not interchangeable; ← new for old; → old for new

REF.No	Part No.	Description	Q'ty	S.No.	I/C	REMARKS	Weight (kgf)	Weight (lb)
005	16032-53900	KIT HOLDER NOZZLE	3				0.16	0.352
010	16032-53000	ASSY HOLDER NOZZLE	3				0.14	0.308
020	16032-92030	NUT	3				0.007	0.0154
030	16032-53230	WASHER ADJUSTING	3				0.001	0.0022
040	16032-53170	SPRING NOZZLE	3				0.007	0.0154
050	16032-53350	SPACER DISTANCE	3				0.02	0.044
060	16032-53160	PUSH ROD	3				0.001	0.0022
070	16032-53280	NUT NOZZLE	3				0.037	0.0814
080	16032-94040	WASHER PLAIN	3				0.002	0.0044
090	16032-53610	PIECE NOZZLE	3				0.021	0.0462
100	16032-98100	ASSY WASHER ADJUST	3			OPTION	0.016	0.0352
110	16032-98500	WASHER ADJUSTING	3			0.10mm	0.001	0.0022
110	16032-98510	WASHER ADJUSTING	3			0.20mm	0.001	0.0022
110	16032-98520	WASHER ADJUSTING	3			0.30mm	0.001	0.0022
110	16032-98530	WASHER ADJUSTING	3			0.40mm	0.001	0.0022
110	16032-98540	WASHER ADJUSTING	3			0.50mm	0.001	0.0022
110	16032-98550	WASHER ADJUSTING	3			0.52mm	0.001	0.0022
110	16032-98560	WASHER ADJUSTING	3			0.54mm	0.001	0.0022
110	16032-98570	WASHER ADJUSTING	3			0.56mm	0.001	0.0022
110	16032-98580	WASHER ADJUSTING	3			0.58mm	0.001	0.0022
110	16032-98590	WASHER ADJUSTING	3			0.80mm	0.001	0.0022
120	15841-53622	GASKET	3				0.002	0.0044
130	19077-53650	SEAL HEAT	3				0.005	0.011



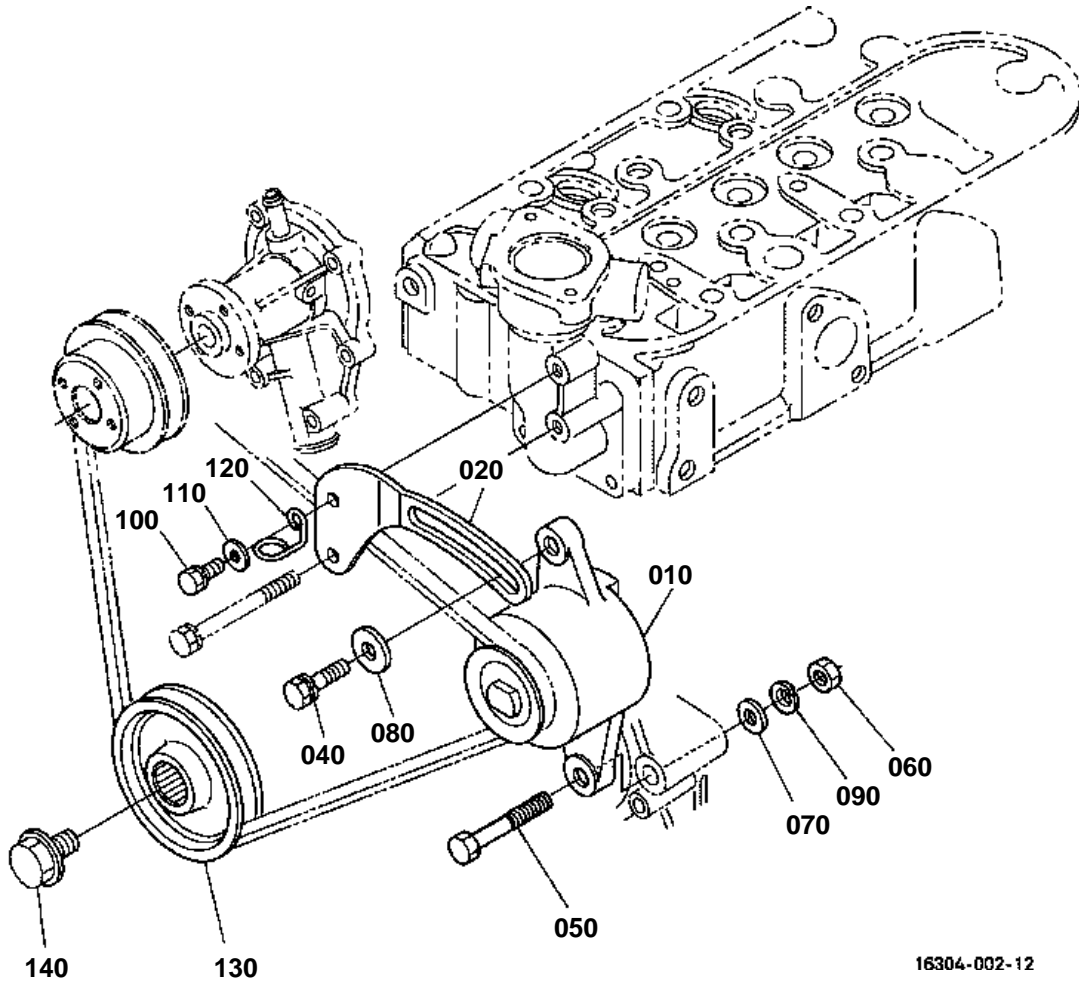
16254-031-10



FUEL PUMP(MECHANICAL)

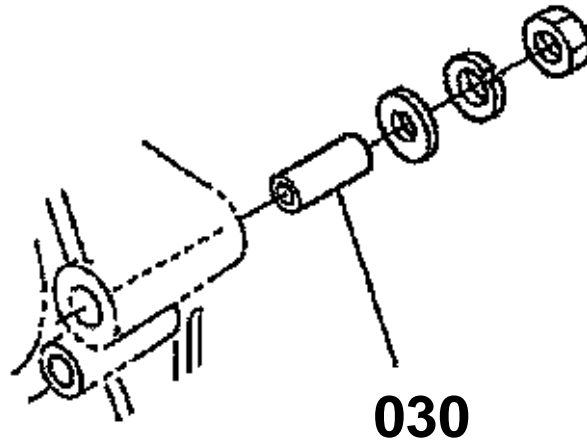
↔ Interchangeable; ≠ not interchangeable; ← new for old; → old for new

REF.No	Part No.	Description	Q'ty	S.No.	I/C	REMARKS	Weight (kgf)	Weight (lb)
010	16241-52032	ASSY PUMP FUEL	1				0.13	0.286
020	16264-52140	GASKET FUEL PUMP	1				0.001	0.0022
030	02056-50060	NUT	2				0.002	0.0044
040	04512-60060	WASHER SPRING	2				0.001	0.0022



16304-002-12

030 6C040-5931-0



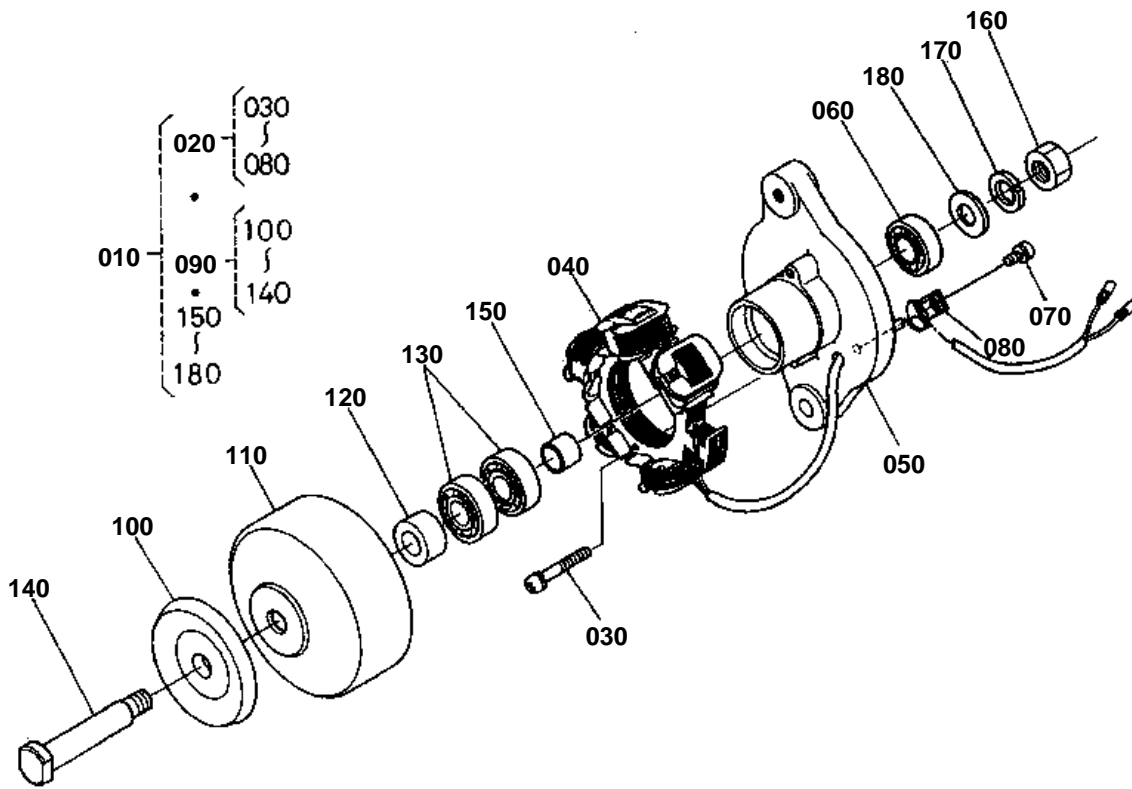
16304-801-10



DYNAMO AND PULLEY

↔ Interchangeable; ≠ not interchangeable; ← new for old; → old for new

REF.No	Part No.	Description	Q'ty	S.No.	I/C	REMARKS	Weight (kgf)	Weight (lb)
010	6C040-59250	ASSY DYNAMO	1				1.33	2.926
020	16225-64420	STAY DYNAMO	1				0.08	0.176
030	6C040-59310	COLLAR	1	≤1U7903			0.005	0.011
040	01123-50830	BOLT	1				0.015	0.033
050	01153-50860	BOLT	1				0.024	0.0528
060	02112-50080	NUT	1				0.003	0.0066
070	04012-50080	WASHER PLAIN	2				0.001	0.0022
080	04015-60080	WASHER PLAIN	1				0.01	0.022
090	04512-60080	WASHER SPRING	1				0.002	0.0044
100	01023-50618	BOLT	1				0.006	0.0132
110	04012-50060	WASHER PLAIN	1				0.001	0.0022
120	16271-83370	CLAMP CORD	1				0.005	0.011
130	16261-74280	PULLEY FAN DRIVE	1				1.14	2.508
140	16241-91020	BOLT FAN DRIVE	1				0.1	0.22



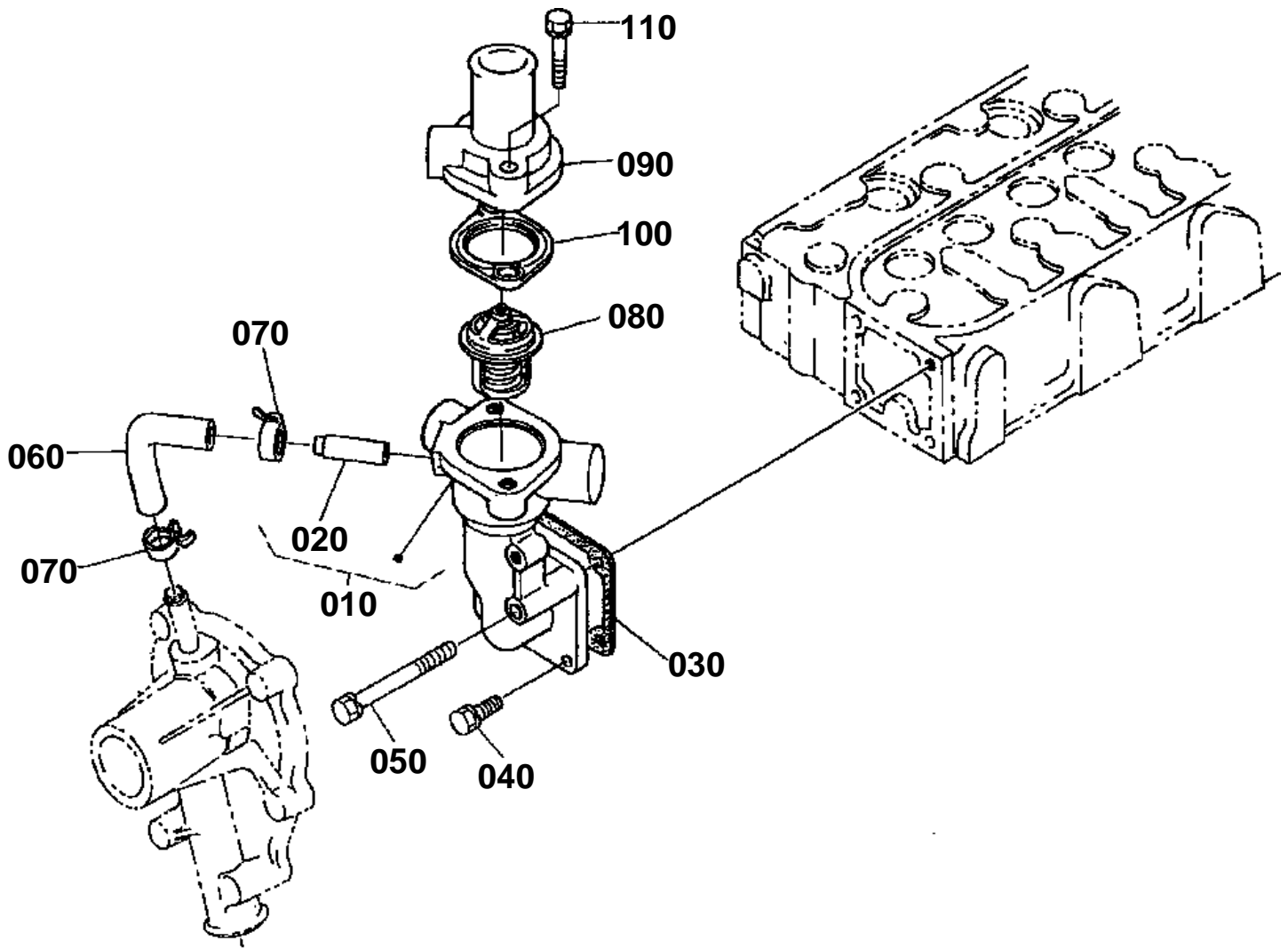
5C040-009-10

**DYNAMO [COMPONENT PARTS]**

↔ Interchangeable; ≠ not interchangeable; ← new for old; → old for new

REF.No	Part No.	Description	Q'ty	S.No.	I/C	REMARKS	Weight (kgf)	Weight (lb)
010	6C040-59250	ASSY DYNAMO	1				1.33	2.926
020	6C040-59260	COMP.STATOR	1				0.55	1.21
030	15261-93010	SCREW ROUND HEAD	2				0.003	0.0066
040	15531-64292	STATOR	1				0.29	0.638
050	6C040-82880	PLATE	1				0.267	0.5874
060	15531-74180	BEARING BALL	1				0.04	0.088
070	15531-93010	SCREW ROUND HEAD	1				0.002	0.0044
080	15531-64190	CLAMP CORD	1				0.005	0.011
090	6C040-59270	COMP.FLYWHEEL	1				0.75	1.65
100	15531-64110	PULLEY	1				0.15	0.33
110	6C040-82850	FLYWHEEL DYNAMO	1				0.48	1.056
120	6C040-82860	COLLAR	1				0.014	0.0308
130	15531-74180	BEARING BALL	2				0.04	0.088
140	6C040-82870	SHAFT	1				0.075	0.165
150	15261-64150	COLLAR	1				0.02	0.044
160	15261-92030	NUT	1				0.01	0.022
170	15261-94070	WASHER SPRING	1				0.003	0.0066
180	15261-94020	WASHER PLAIN	1				0.007	0.0154

WATER FLANGE AND THERMOSTAT



16220-001-10

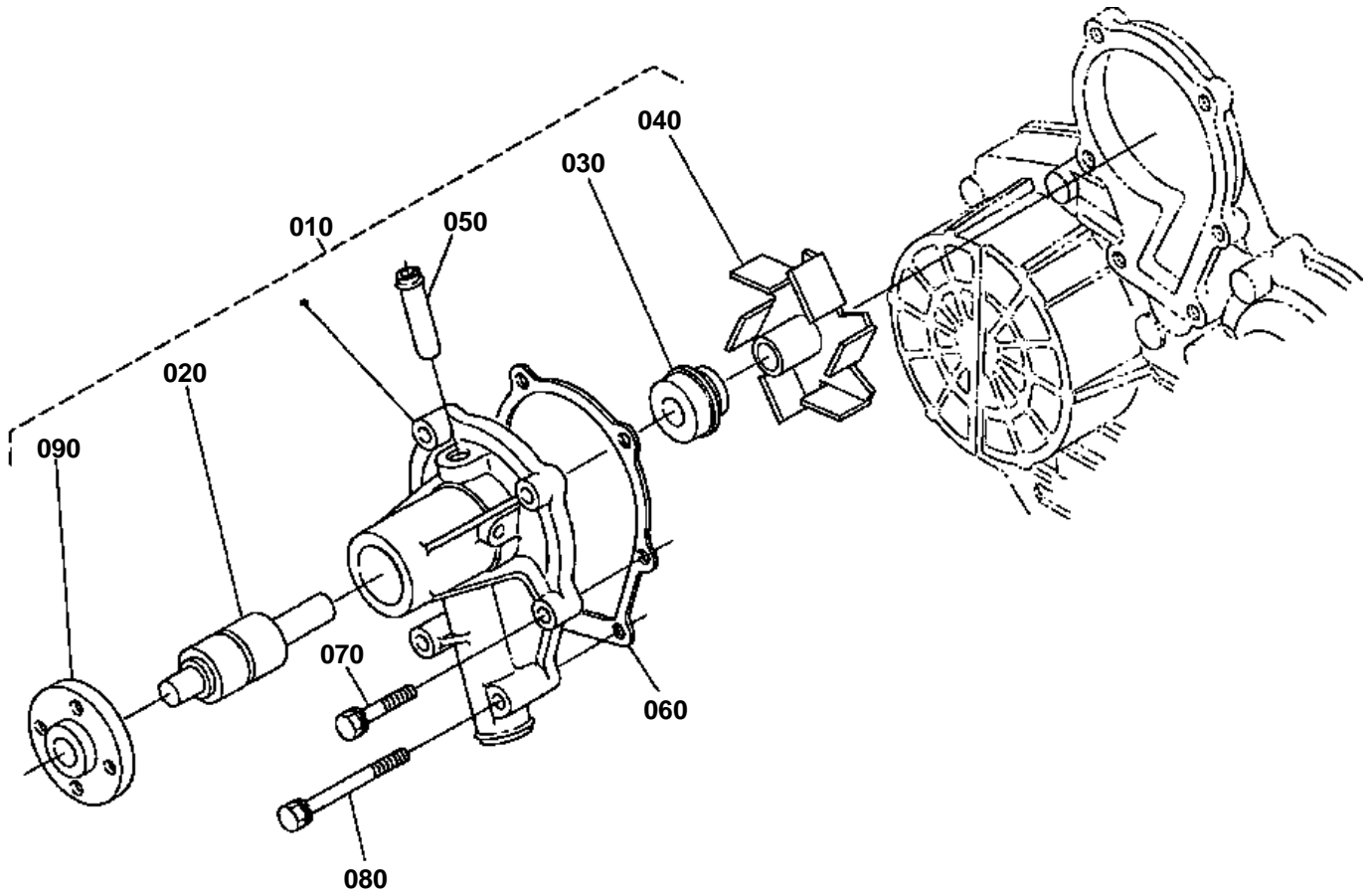


WATER FLANGE AND THERMOSTAT

↔ Interchangeable; ≠ not interchangeable; ← new for old; → old for new

REF.No	Part No.	Description	Q'ty	S.No.	I/C	REMARKS	Weight (kgf)	Weight (lb)
010	16203-72700	COMP FLANGE WATER	1				0.284	0.6248
020	16241-73370	PIPE WATER RETURN	1				0.007	0.0154
030	16264-72920	GASKET WATER FLANGE	1				0.001	0.0022
040	01023-50616	BOLT	3				0.005	0.011
050	01023-50655	BOLT	1				0.012	0.0264
060	16241-73350	PIPE WATER RETURN	1				0.015	0.033
070	16241-73360	BAND PIPE	2				0.003	0.0066
080	15321-73010	ASSY THERMOSTAT	1	<=1D1132			0	0
080	15321-73014	ASSY THERMOSTAT	1	>=1E0001	←		0	0
090	16219-73260	COVER THERMOSTAT	1				0.094	0.2068
100	16221-73270	GASKET THERMOSTAT	1				0.003	0.0066
110	01123-50835	BOLT	2				0.02	0.044

WATER PUMP



15224-016-11

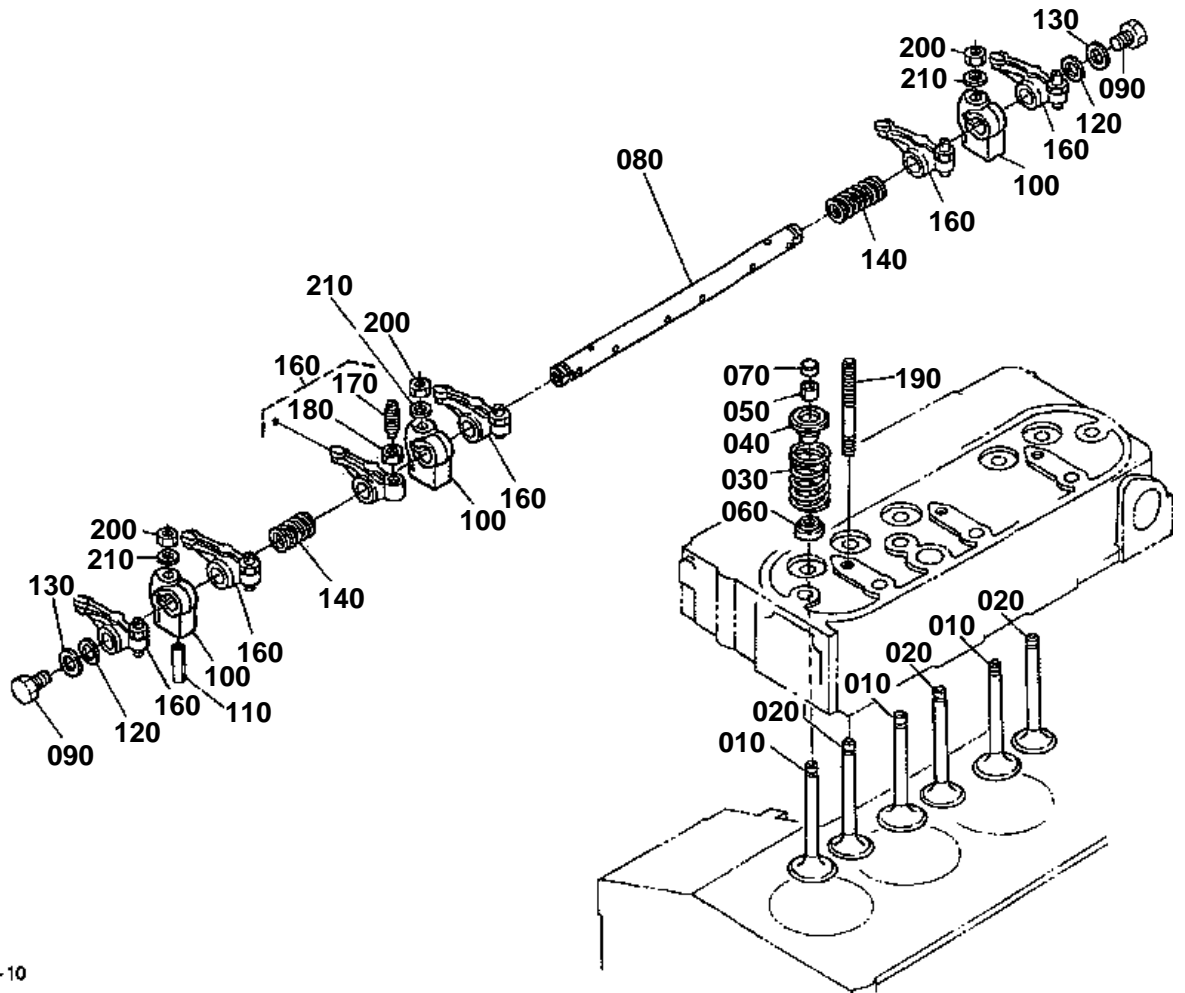


WATER PUMP

↔ Interchangeable; ≠ not interchangeable; ← new for old; → old for new

REF.No	Part No.	Description	Q'ty	S.No.	I/C	REMARKS	Weight (kgf)	Weight (lb)
010	16251-73032	ASSY PUMP WATER	1	<=1U7903			0.9	1.98
010	16251-73034	ASSY PUMP WATER	1	>=1W0001	≠		0.9	1.98
020	16259-73550	BEARING	1	<=1U7903			0	0
020	16259-73552	BEARING	1	>=1W0001	←		0.21	0.462
030	15481-73050	ASSY SEAL MECHANICAL	1	<=1U7903			0.02	0.044
030	1G642-73050	ASSY SEAL MECHANICAL	1	>=1W0001	≠		0	0
040	16251-73510	IMPELLER WATER PUMP	1	<=1U7903			0.075	0.165
040	16259-73512	IMPELLER WATER PUMP	1	>=1W0001	≠		0	0
050	16241-73340	PIPE WATER RETURN	1				0.006	0.0132
060	16251-73430	GASKET WATER PUMP	1	<=1U7903			0.005	0.011
060	16239-73430	GASKET WATER PUMP	1	>=1W0001	≠		0.007	0.0154
070	01023-50630	BOLT	4				0.008	0.0176
080	01023-50685	BOLT	2				0.018	0.0396
090	16259-73520	FLANGE WATER PUMP	1				0.15	0.33

VALVE AND ROCKER ARM



17454-019-10

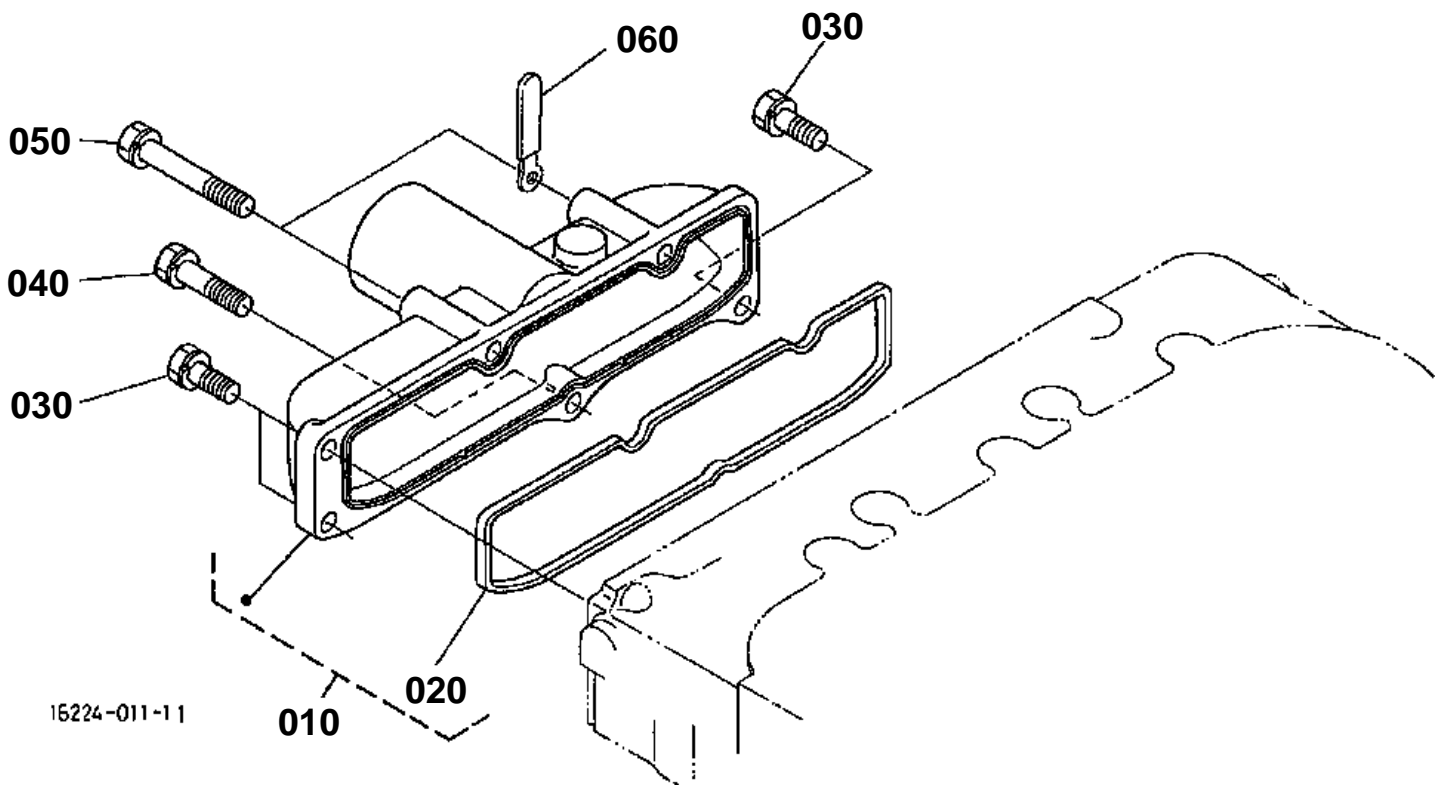


VALVE AND ROCKER ARM

↔ Interchangeable; ≠ not interchangeable; ← new for old; → old for new

REF.No	Part No.	Description	Q'ty	S.No.	I/C	REMARKS	Weight (kgf)	Weight (lb)
010	16241-13110	VALVE INLET	3				0.05	0.11
020	16241-13120	VALVE EXHAUST	3				0.045	0.099
030	16271-13240	SPRING VALVE	6				0.015	0.033
040	16241-13330	RETAINER VALVE SP.	6				0.012	0.0264
050	15261-13360	COLLET VALVE SPRING	6			SET	0.004	0.0088
060	1C010-13150	SEAL VALVE STEM	6				0.002	0.0044
070	16241-13280	CAP VALVE	6				0.005	0.011
080	16261-14264	SHAFT ROCKER ARM	1				0.16	0.352
090	01023-50610	BOLT	2				0.005	0.011
100	16241-14350	BRACKET ROCKER ARM	3				0.04	0.088
110	05411-00428	PIN SPRING	1				0.002	0.0044
120	16241-14430	WASHER R-ARM.SHAFT	2				0.002	0.0044
130	15841-94022	WASHER PLAIN	2				0.005	0.011
140	16241-14310	SPRING ROCKER ARM	2				0.004	0.0088
150	99999-99999	BLANK	0				0	0
160	16241-14032	ASSY ROCKER ARM	6				0.052	0.1144
170	16241-14230	SCREW ADJUSTING	6				0.008	0.0176
180	16241-14240	NUT	6				0.004	0.0088
190	16241-14410	STUD	3				0.022	0.0484
200	15261-92010	NUT	3				0.005	0.011
210	15261-94010	WASHER PLAIN	3				0.002	0.0044

INLET MANIFOLD



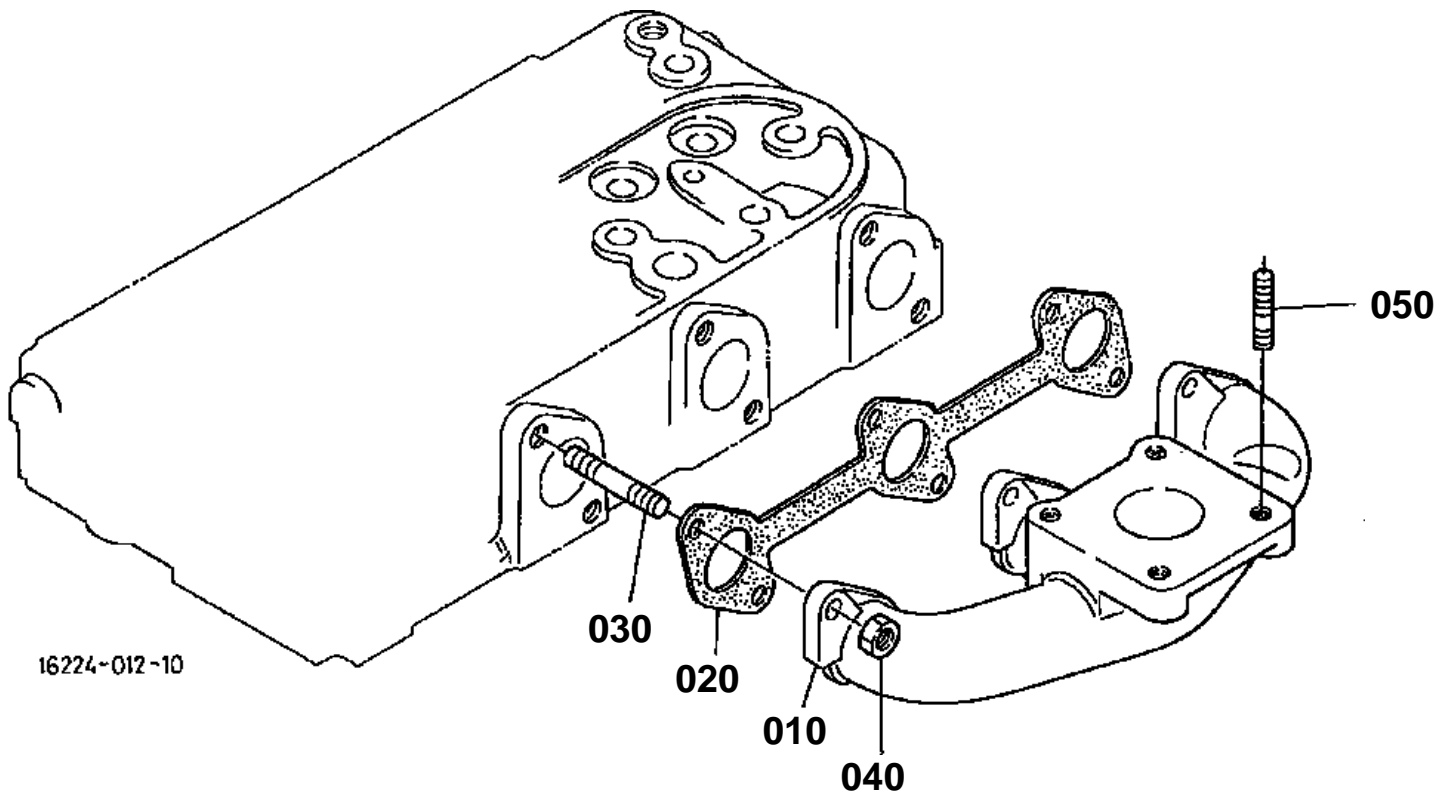


INLET MANIFOLD

↔ Interchangeable; ≠ not interchangeable; ← new for old; → old for new

REF.No	Part No.	Description	Q'ty	S.No.	I/C	REMARKS	Weight (kgf)	Weight (lb)
010	16261-11770	ASSY MANIFOLD INLET	1				0.3	0.66
020	16261-11822	GASKET IN-MANIFOLD	1				0.01	0.022
030	01023-50618	BOLT	3				0.006	0.0132
040	01023-50630	BOLT	1				0.008	0.0176
050	01023-60650	BOLT	2				0.015	0.033
060	15272-67590	CLAMP CORD	1				0.004	0.0088

EXHAUST MANIFOLD



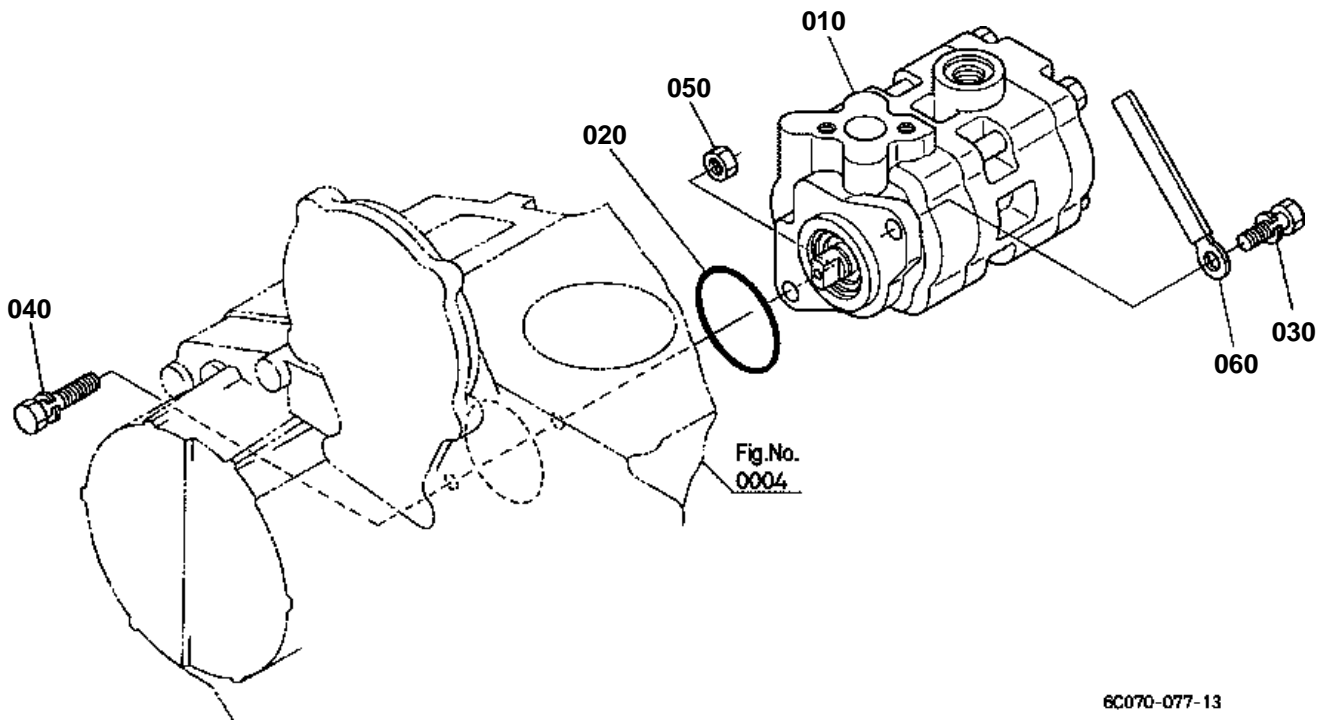


EXHAUST MANIFOLD

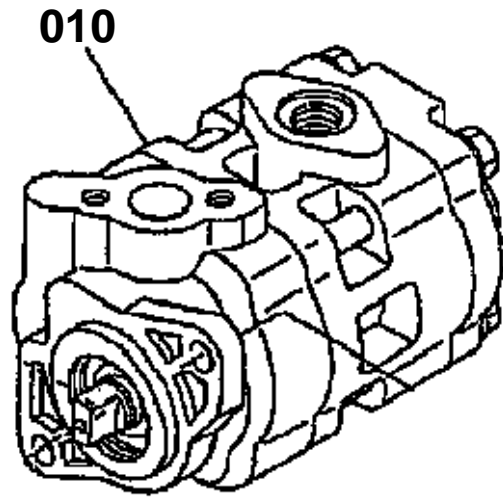
↔ Interchangeable; ≠ not interchangeable; ← new for old; → old for new

REF.No	Part No.	Description	Q'ty	S.No.	I/C	REMARKS	Weight (kgf)	Weight (lb)
010	16265-12312	MANIFOLD EXHAUST	1				1.35	2.97
020	16261-12350	GASKET EX-MANIFOLD	1				0.019	0.0418
030	16241-91490	STUD	6				0.005	0.011
040	16271-92010	NUT	6				0.005	0.011
050	01513-50818	STUD	4				0.009	0.0198

HYDRAULIC PUMP



010 6C140-3730-0



6C110-800-10

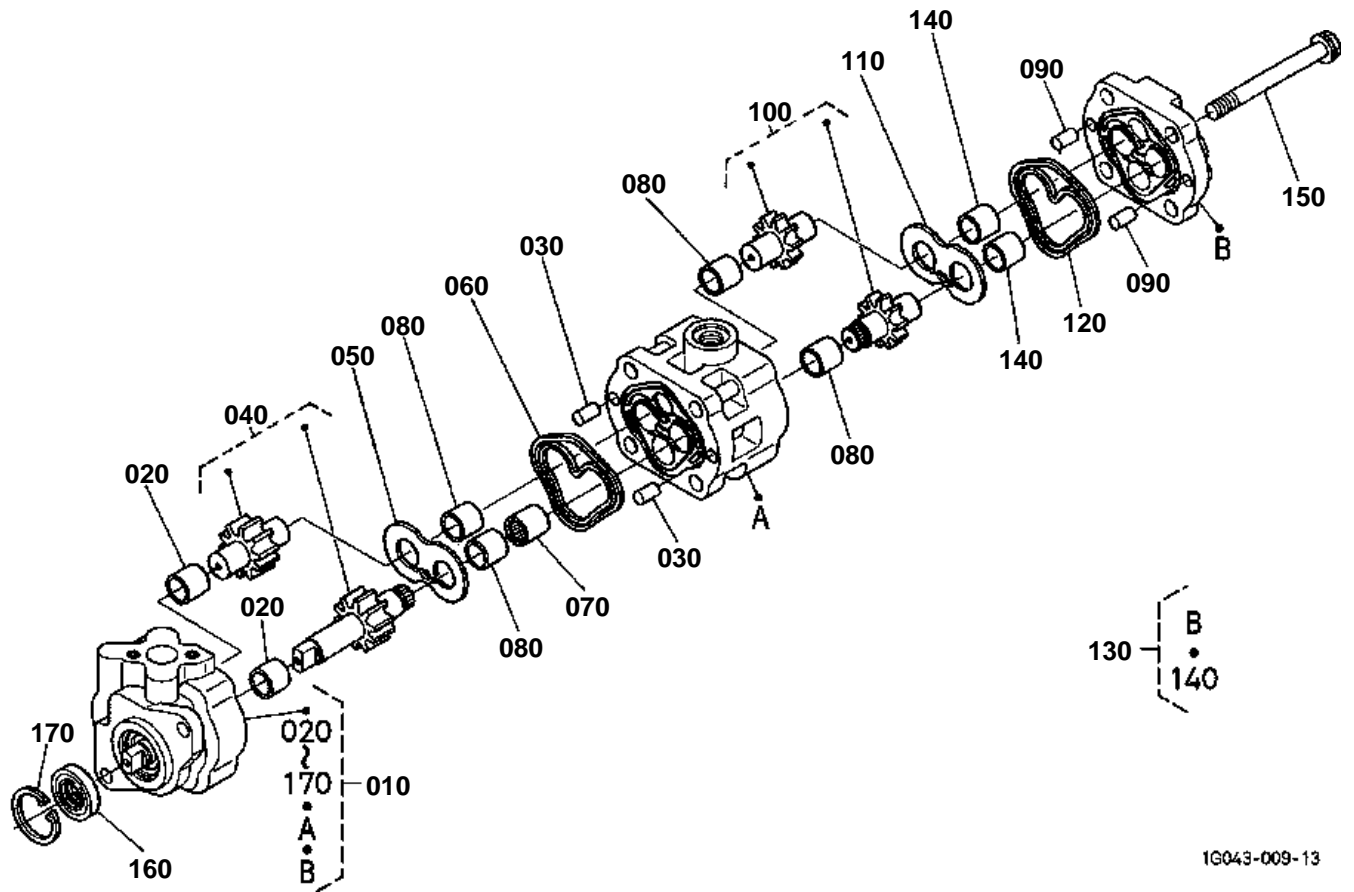


HYDRAULIC PUMP

↔ Interchangeable; ≠ not interchangeable; ← new for old; → old for new

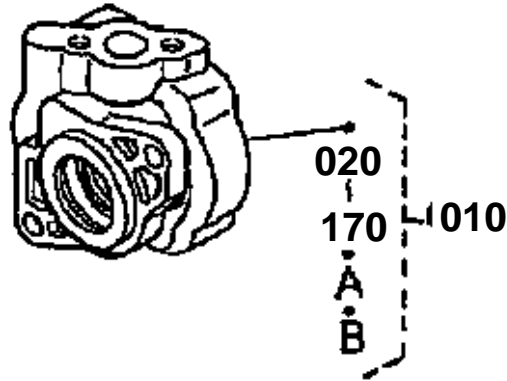
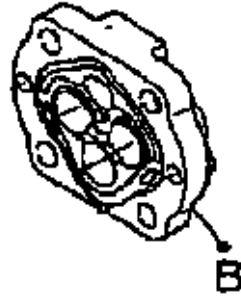
REF.No	Part No.	Description	Q'ty	S.No.	I/C	REMARKS	Weight (kgf)	Weight (lb)
010	6C140-37303	ASSY PUMP HYDRAULIC	1	<=2K0898			0	0
010	6C140-37304	ASSY PUMP HYDRAULIC	1	>=2L0006	←		2.22	4.884
020	04811-10460	O RING	1				0.002	0.0044
030	01123-50825	BOLT	1				0.013	0.0286
040	01123-50835	BOLT	1				0.02	0.044
050	02056-50080	NUT	1				0.005	0.011
060	13824-67590	CLAMP CORD	1				0.002	0.0044

HYDRAULIC PUMP [COMPONENT PARTS]



1G043-009-13

010 6C140-3730-0



1G043-801-10


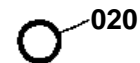
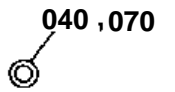
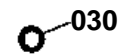
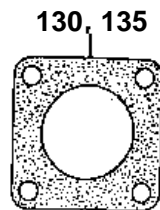
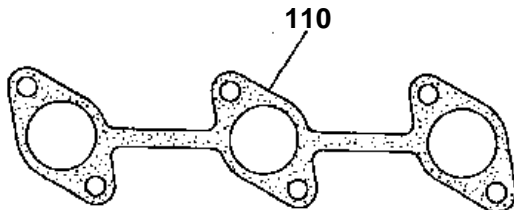
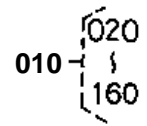
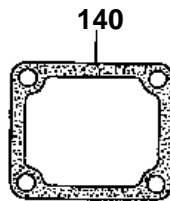
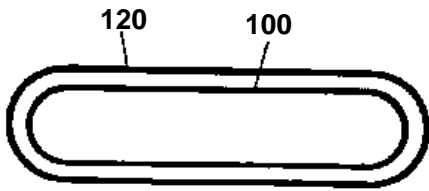
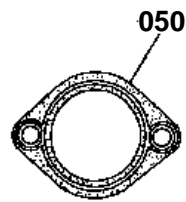
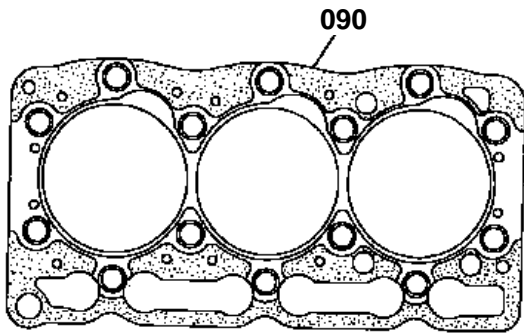


HYDRAULIC PUMP [COMPONENT PARTS]

↔ Interchangeable; ≠ not interchangeable; ← new for old; → old for new

REF.No	Part No.	Description	Q'ty	S.No.	I/C	REMARKS	Weight (kgf)	Weight (lb)
010	6C140-37303	ASSY PUMP HYDRAULIC	1	<=2K0898			0	0
010	6C140-37304	ASSY PUMP HYDRAULIC	1	>=2L0006	←		2.22	4.884
020	6A100-37230	BUSH	2	<=2K0898			0.005	0.011
020	6A100-37232	BUSH	2	>=2L0006	←		0.005	0.011
030	05012-00814	PIN STRAIGHT	2				0.006	0.0132
040	6A100-37342	COMP.GEAR HYD.PUMP	1				0.27	0.594
050	6C140-36350	PLATE SIDE	1				0.05	0.11
060	6C040-36342	RING DOUBLE	1	<=2K0898			0	0
060	6C040-36344	RING DOUBLE	1	>=2L0006	←		0.003	0.0066
070	6A100-37430	COUPLING	1				0.01	0.022
080	6A100-37230	BUSH	4	<=2K0898			0.005	0.011
080	6A100-37232	BUSH	4	>=2L0006	←		0.005	0.011
090	05012-00814	PIN STRAIGHT	2				0.006	0.0132
100	6A100-37442	COMP.GEAR HYD.PUMP	1				0.18	0.396
110	6C140-36350	PLATE SIDE	1				0.05	0.11
120	6C040-36342	RING DOUBLE	1	<=2K0898			0	0
120	6C040-36344	RING DOUBLE	1	>=2L0006	←		0.003	0.0066
130	6C140-37400	COMP.COVER	1				0.23	0.506
140	6A100-37230	BUSH	2	<=2K0898			0.005	0.011
140	6A100-37232	BUSH	2	>=2L0006	←		0.005	0.011
150	01754-51090	BOLT FLANGE	4				0.05	0.11
160	31381-76390	SEAL OIL	1				0.01	0.022
170	04611-00300	CIR CLIP INTERNAL	1				0.004	0.0088

UPPER GASKET KIT



16216-007-23

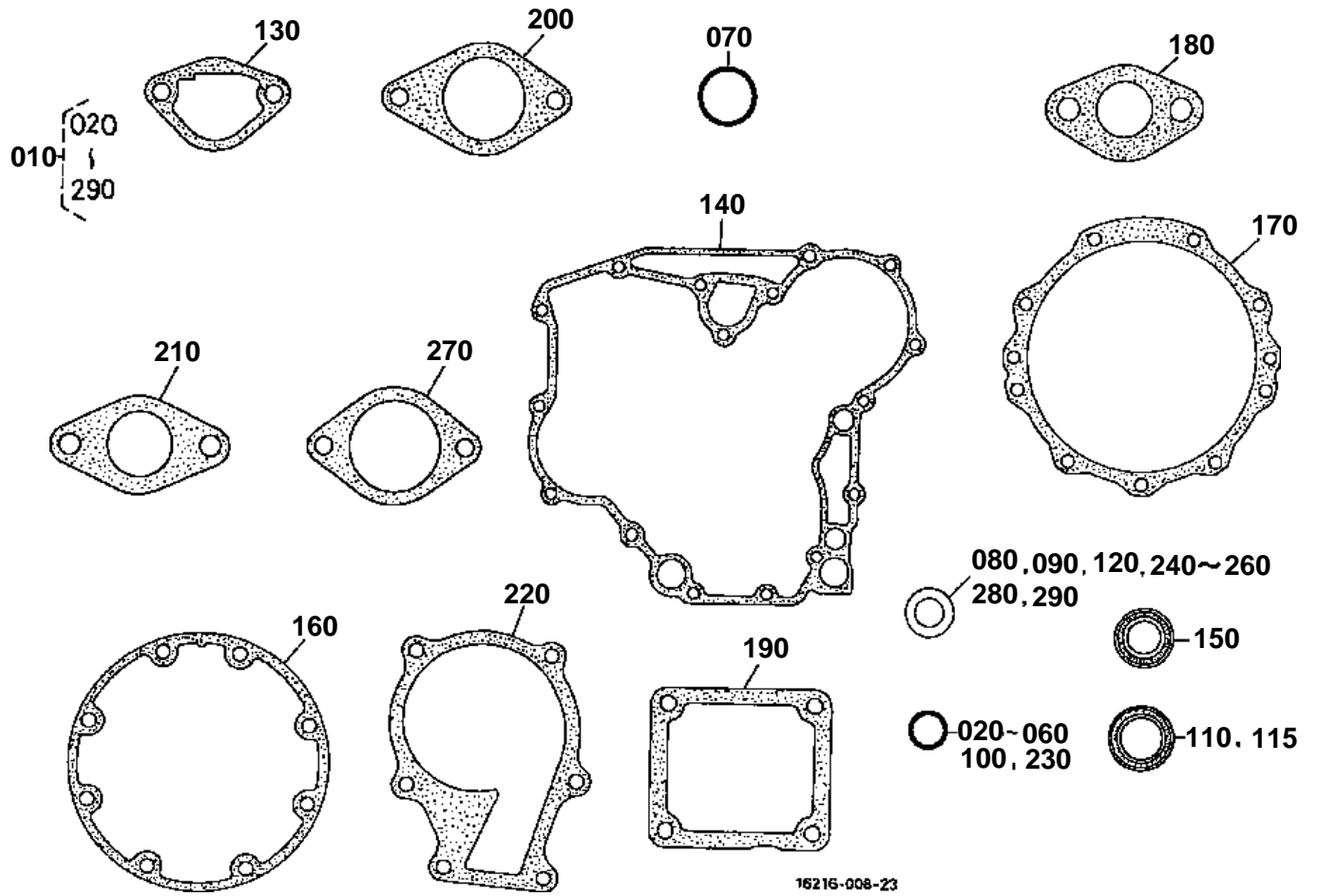


UPPER GASKET KIT

↔ Interchangeable; ≠ not interchangeable; ← new for old; → old for new

REF.No	Part No.	Description	Q'ty	S.No.	I/C	REMARKS	Weight (kgf)	Weight (lb)
010	07916-27787	KIT GASKET UPPER	1				0	0
020	04814-50300	O RING	2				0.001	0.0022
030	15221-33700	O RING	1				0.001	0.0022
040	15601-96650	GASKET	1				0.001	0.0022
050	16221-73270	GASKET THERMOSTAT	1				0.003	0.0066
060	15841-53622	GASKET	3				0.002	0.0044
070	15951-96660	GASKET	3				0.001	0.0022
080	1C010-13150	SEAL VALVE STEM	6				0.002	0.0044
090	16231-03310	GASKET CYLINDER HEAD	1				0.07	0.154
100	16261-11822	GASKET IN-MANIFOLD	1				0.01	0.022
110	16261-12350	GASKET EX-MANIFOLD	1				0.019	0.0418
120	16261-14520	GASKET HEAD COVER	1				0.01	0.022
130	15263-12370	GASKET MUFFLER NA	1				0.015	0.033
135	15313-12370	GASKET NA	1			OUT OF USE	0.008	0.0176
140	16264-72920	GASKET WATER FLANGE	1				0.001	0.0022
150	16261-96710	GASKET	1			OUT OF USE	0.002	0.0044
160	19077-53650	SEAL HEAT	3				0.005	0.011

LOWER GASKET KIT



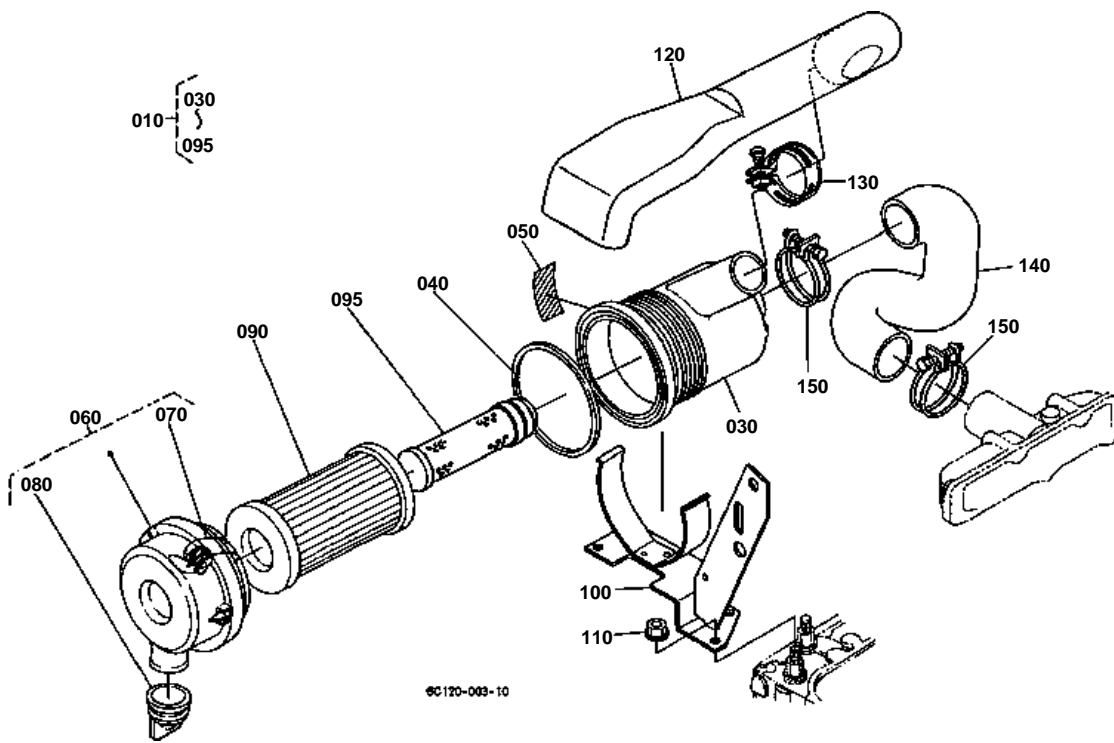


LOWER GASKET KIT

↔ Interchangeable; ≠ not interchangeable; ← new for old; → old for new

REF.No	Part No.	Description	Q'ty	S.No.	I/C	REMARKS	Weight (kgf)	Weight (lb)
010	07916-27797	LOWER GASKET KIT	1				0	0
020	04814-00100	O RING	1				0.001	0.0022
030	04814-00150	O RING	2	<=1S7639			0.001	0.0022
040	04814-00160	O RING	1				0.001	0.0022
050	04814-06100	O RING	2	<=1S7639			0.003	0.0066
060	04814-10280	O RING	1				0.001	0.0022
070	04811-10460	O RING	1				0.002	0.0044
080	15021-33660	GASKET	1				0.001	0.0022
090	6C090-58960	GASKET	2				0.002	0.0044
100	04814-00090	O RING	1			OUT OF USE	0.001	0.0022
110	16241-04460	SEAL OIL	1			OUT OF USE	0.02	0.044
115	16271-04460	SEAL OIL	1				0.04	0.088
120	15601-96650	GASKET	5				0.001	0.0022
130	16264-52140	GASKET FUEL PUMP	1				0.001	0.0022
140	16264-04130	GASKET GEAR CASE	1				0.01	0.022
150	16241-04212	SEAL OIL	1				0.012	0.0264
160	16264-04360	GASKET BRG.CASE	1				0.002	0.0044
170	16264-04820	GASKET	1				0.008	0.0176
180	16299-56260	GASKET	1				0.002	0.0044
190	16264-57210	GASKET	1				0.002	0.0044
200	16264-88130	GASKET H/METER UNIT	1				0.002	0.0044
210	16299-60150	GASKET	1				0.003	0.0066
220	16251-73430	GASKET WATER PUMP	1	<=1U7903			0.005	0.011
220	16239-73430	GASKET WATER PUMP	1	>=1W0001	≠		0.007	0.0154
230	04814-10070	O RING	1				0.001	0.0022
240	04724-00100	GASKET	1			OUT OF USE	0.001	0.0022
250	1G031-96650	GASKET	1				0.001	0.0022
260	04714-00200	GASKET	1			OUT OF USE	0.002	0.0044
270	16299-83110	GASKET PUMP COVER NA	1			OUT OF USE	0.005	0.011
280	15841-96650	GASKET	2				0.001	0.0022
290	15861-96650	GASKET	1				0.001	0.0022

AIR CLEANER

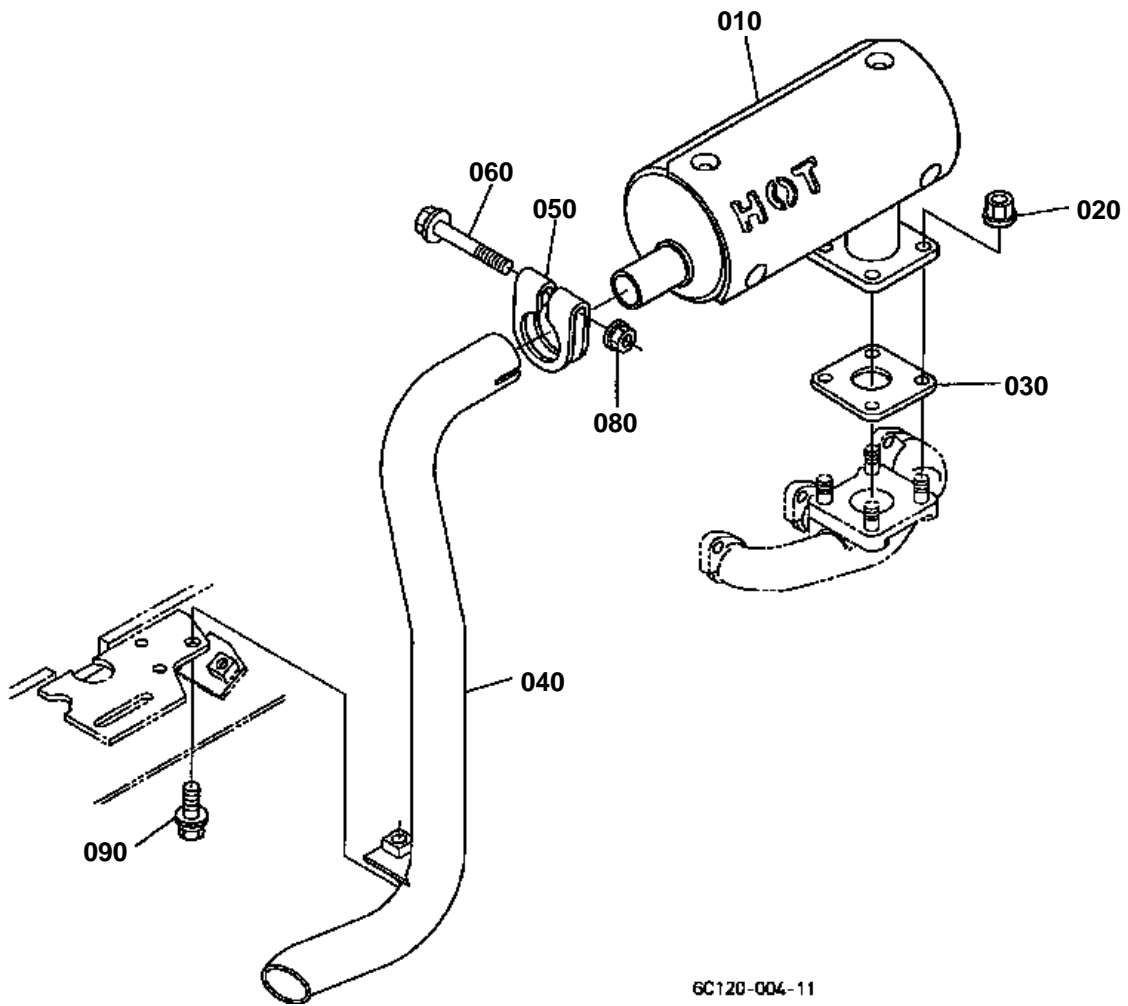


**AIR CLEANER**

↔ Interchangeable; ≠ not interchangeable; ← new for old; → old for new

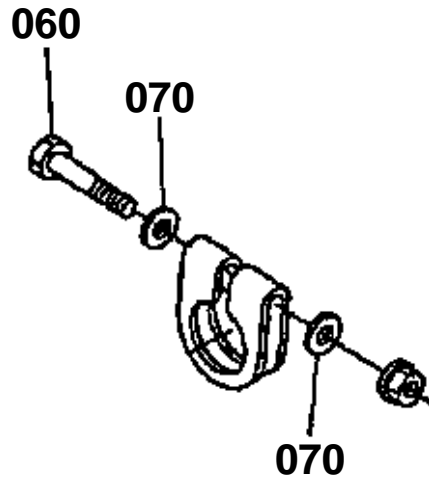
REF.No	Part No.	Description	Q'ty	S.No.	I/C	REMARKS	Weight (kgf)	Weight (lb)
010	6C095-58200	ASSY CLEANER AIR	1				0.66	1.452
020	99999-99999	BLANK	0				0	0
030	6A100-82520	BODY AIR CLEANER	1				0.23	0.506
040	6A100-82530	GASKET	1				0.03	0.066
050	32721-58282	LABEL CAUTION	1				0.001	0.0022
060	6A100-82550	ASSY COVER A/C	1				0.179	0.3938
070	6A100-82570	SPRING	2				0.005	0.011
080	67980-82580	VALVE UNLOADER	1				0.011	0.0242
090	6A100-82630	ASSY ELEMENT	1				0.24	0.528
095	32721-58242	ELEMENT INNER	1				0.2	0.44
100	6A320-58230	BRACKET AIR CLEANER	1				0.56	1.232
110	02131-50100	NUT	2				0.01	0.022
110	02783-50100	NUT FLANGE	2			↔	0.01	0.022
120	6C090-58250	HOSE INLET	1				0.13	0.286
130	15261-11720	BAND PIPE	1				0.03	0.066
140	6A320-58260	HOSE INLET	1				0.29	0.638
150	67955-58260	BAND AIR CLEANER	2				0.028	0.0616

MUFFLER



6C120-004-11

060 01153-50865
070 04013-60080



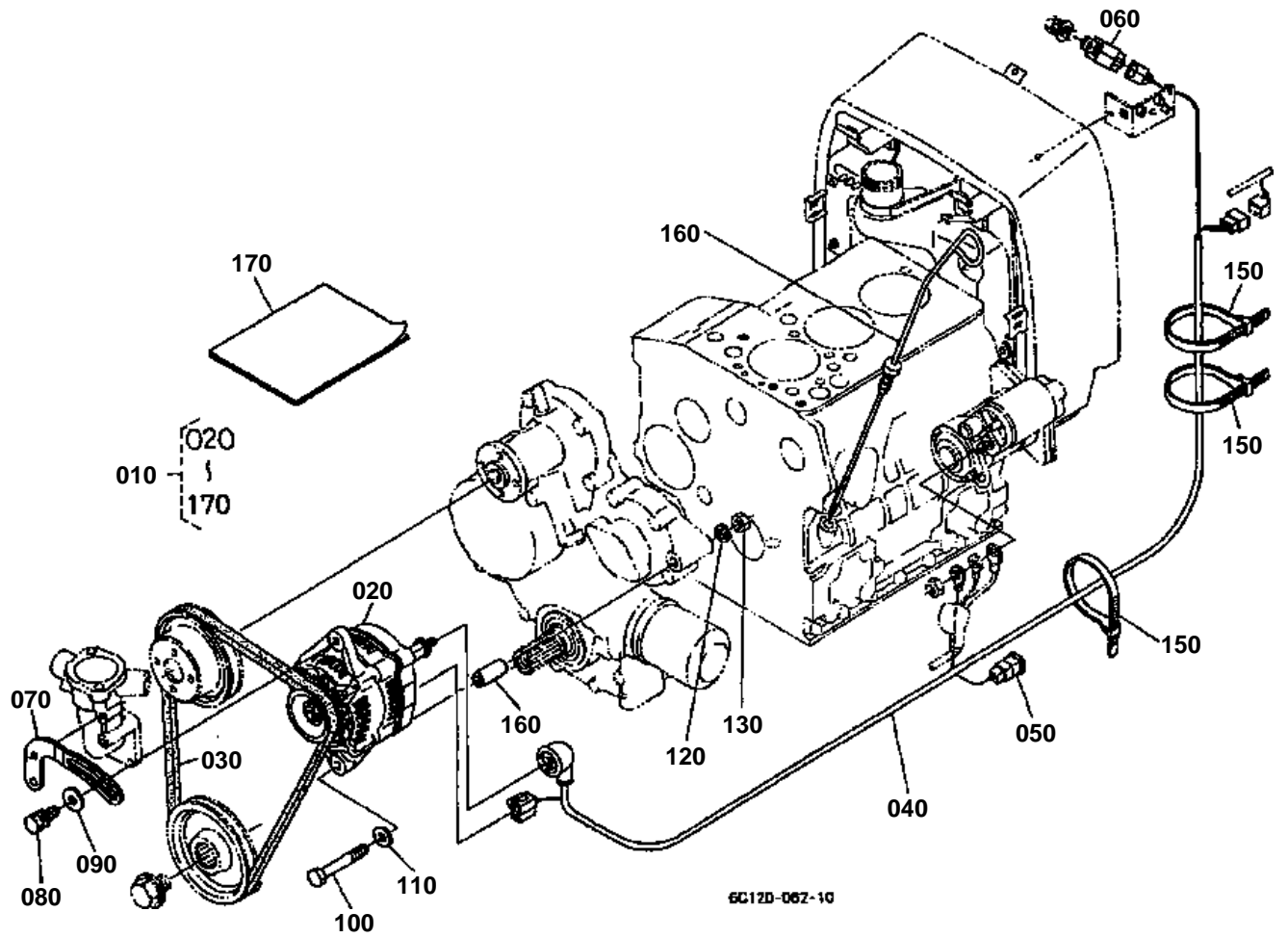
6C150-802-10

**MUFFLER**

↔ Interchangeable; ≠ not interchangeable; ← new for old; → old for new

REF.No	Part No.	Description	Q'ty	S.No.	I/C	REMARKS	Weight (kgf)	Weight (lb)
010	6A320-58400	COMP.MUFFLER	1				1.97	4.334
020	02121-50080	NUT	4				0.01	0.022
030	15263-12370	GASKET MUFFLER NA	1				0.015	0.033
040	6C120-58420	PIPE EXHAUST	1	≤31317			0.51	1.122
040	6C120-58430	PIPE EXHAUST	1	≥31318	←		0	0
050	15221-12433	CLAMP MUFFLER PIPE	1				0.05	0.11
060	01153-50865	BOLT	1	≤31606			0.025	0.055
060	01754-50855	BOLT FLANGE	1	≥30607	←		0.02	0.044
070	04013-60080	WASHER PLAIN	2	≤31606			0.002	0.0044
080	02121-50080	NUT	1				0.01	0.022
090	01125-50822	BOLT	1				0.015	0.033

ALTERNATOR KIT

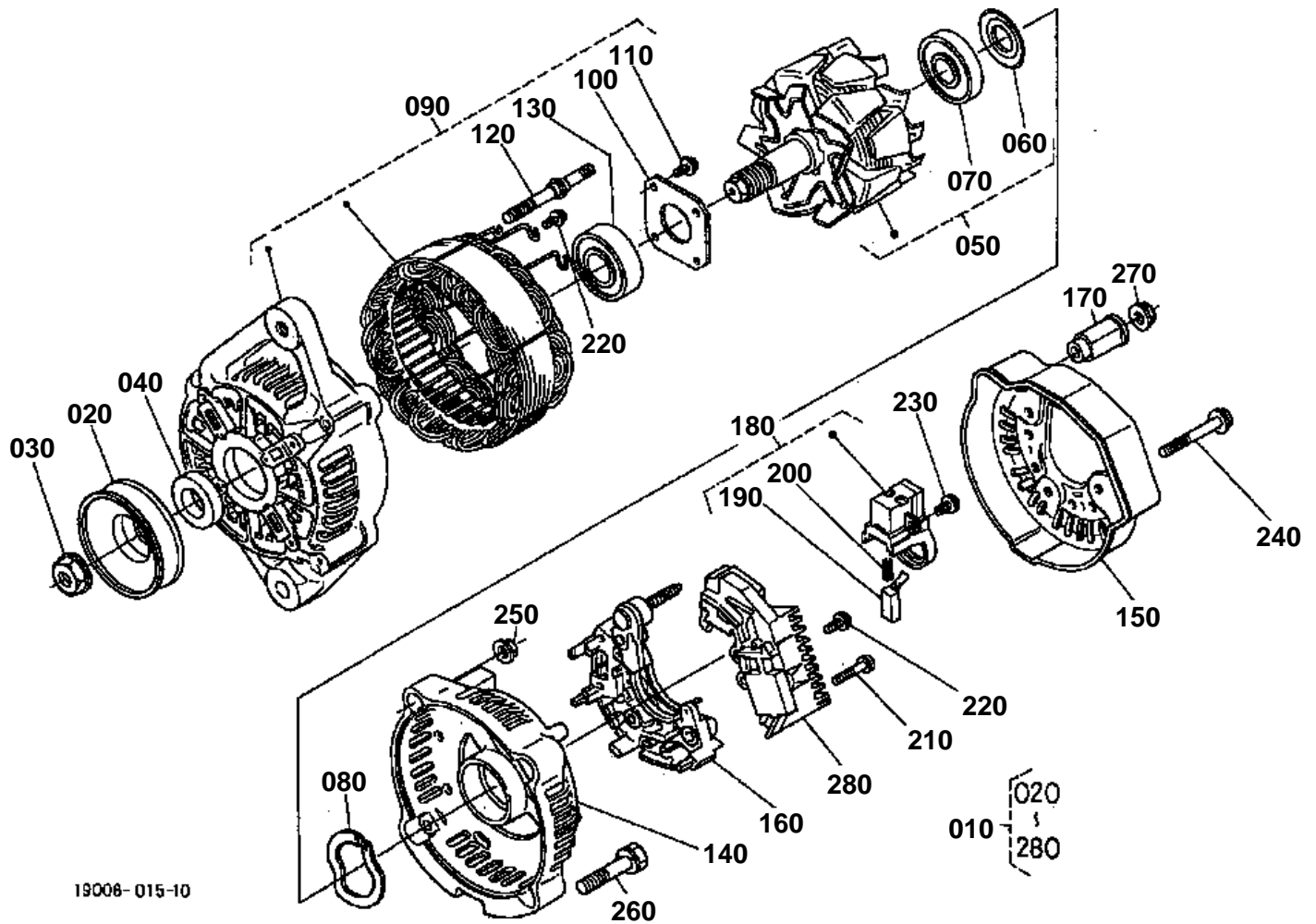


**ALTERNATOR KIT**

↔ Interchangeable; ≠ not interchangeable; ← new for old; → old for new

REF.No	Part No.	Description	Q'ty	S.No.	I/C	REMARKS	Weight (kgf)	Weight (lb)
010	6C040-95300	KIT ALTERNATOR	1			NOT SALE	0	0
020	16241-64010	ASSY ALTERNATOR	1	≤=31983			0	0
020	16241-64012	ASSY ALTERNATOR	1	≥=31984	←		0	0
030	14911-97010	V BELT	1				0.084	0.1848
040	6C040-95310	ASSY WIRE HARNESS	1				0.12	0.264
050	17478-60080	FUSE	1				0.008	0.0176
060	68881-53540	COMP.RELAY	1				0.04	0.088
070	16241-64420	STAY DYNAMO	1				0.095	0.209
080	01123-50825	BOLT	1				0.013	0.0286
090	04015-60080	WASHER PLAIN	1				0.01	0.022
100	01173-51085	BOLT	1				0.051	0.1122
110	04011-50100	WASHER PLAIN	1				0.002	0.0044
120	04512-60100	WASHER SPRING	1				0.002	0.0044
130	02176-50100	NUT	1				0.005	0.011
140	6C040-95330	COLLAR ALTERNATOR	1				0.031	0.0682
150	53581-64150	BAND CORD	3				0.002	0.0044
160	16224-36410	GAUGE OIL	1				0.057	0.1254
170	6C040-95340	MANUAL ALTERNATOR K.	1				0	0

ALTERNATOR [COMPONENT PARTS]

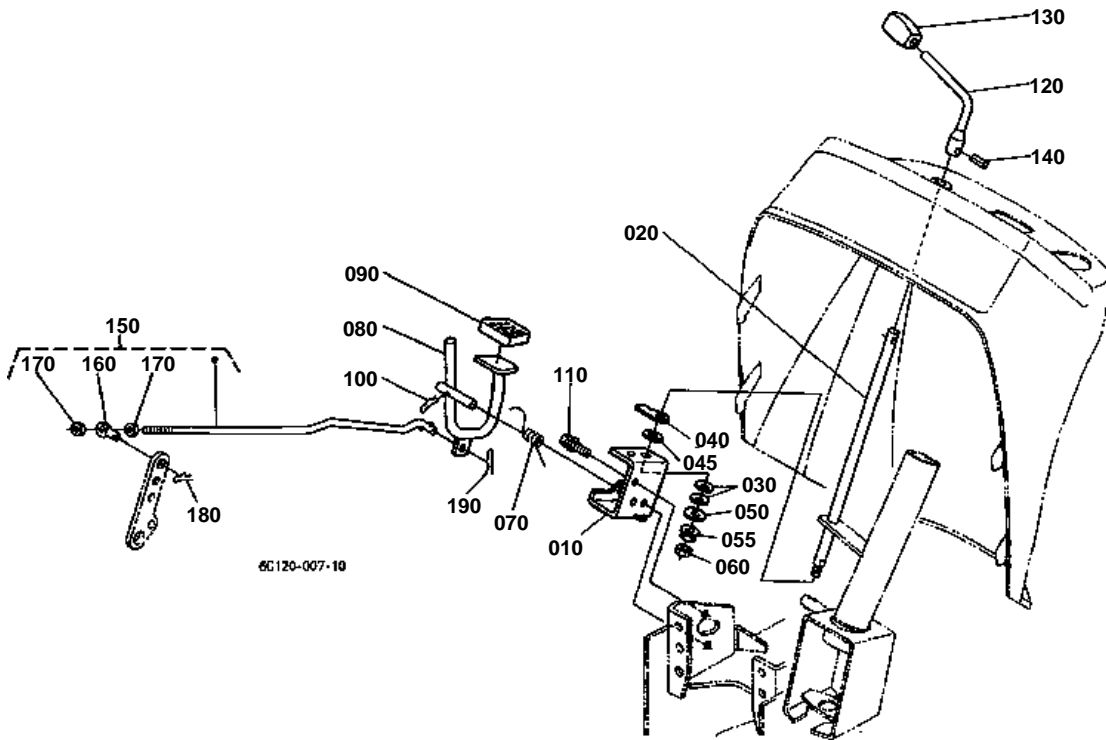


**ALTERNATOR [COMPONENT PARTS]**

↔ Interchangeable; ≠ not interchangeable; ← new for old; → old for new

REF.No	Part No.	Description	Q'ty	S.No.	I/C	REMARKS	Weight (kgf)	Weight (lb)
010	16241-64010	ASSY ALTERNATOR	1	<=31983			0	0
010	16241-64012	ASSY ALTERNATOR	1	>=31984	←		0	0
020	15881-64110	PULLEY DYNAMO	1				0.16	0.352
030	15881-92010	NUT	1				0.02	0.044
040	15881-64150	COLLAR	1				0.004	0.0088
050	66436-64040	ROTOR	1	<=31983		NOT SALE	1.2	2.64
050	66436-64040	ROTOR	1	>=31984	←		1.2	2.64
060	15881-64800	COVER BEARING	1				0.001	0.0022
070	16652-64770	BEARING BALL	1				0.045	0.099
080	15881-64810	WASHER THRUST	1				0.002	0.0044
090	66436-64020	FRAME DRIVE END	1				1.11	2.442
100	15881-64710	PLATE RETAINER	1				0.01	0.022
110	15881-93010	SCREW ROUND HEAD	4				0.003	0.0066
120	15881-64260	BOLT THROUGH	2				0.01	0.022
130	16652-64780	BEARING BALL	1				0.05	0.11
140	16241-64060	FRAME END	1	<=31983			0.2	0.44
140	16231-64060	FRAME END	1	>=31984	←		0	0
150	16231-64230	COVER END	1				0.035	0.077
160	16241-64850	ASSY RECTIFIER	1				0.16	0.352
170	16241-64900	BUSH INSULATION	1				0.007	0.0154
180	16652-64310	HOLDER BRUSH	1				0.025	0.055
190	15881-64090	BRUSH	2				0.002	0.0044
200	15881-64330	SPRING BRUSH	2				0.002	0.0044
210	15881-93020	SCREW ROUND HEAD	2				0.005	0.011
220	15881-93030	SCREW ROUND HEAD	6				0.003	0.0066
230	15881-93040	SCREW ROUND HEAD	1				0.003	0.0066
240	15881-91040	BOLT	3				0.005	0.011
250	15881-92020	NUT	2				0.02	0.044
260	15881-91050	BOLT	2				0.01	0.022
270	14182-92030	NUT	1				0.003	0.0066
280	66436-64600	ASSY REGULATOR	1				0.08	0.176

ACCELERATOR LEVER [MANUAL T/M TYPE]

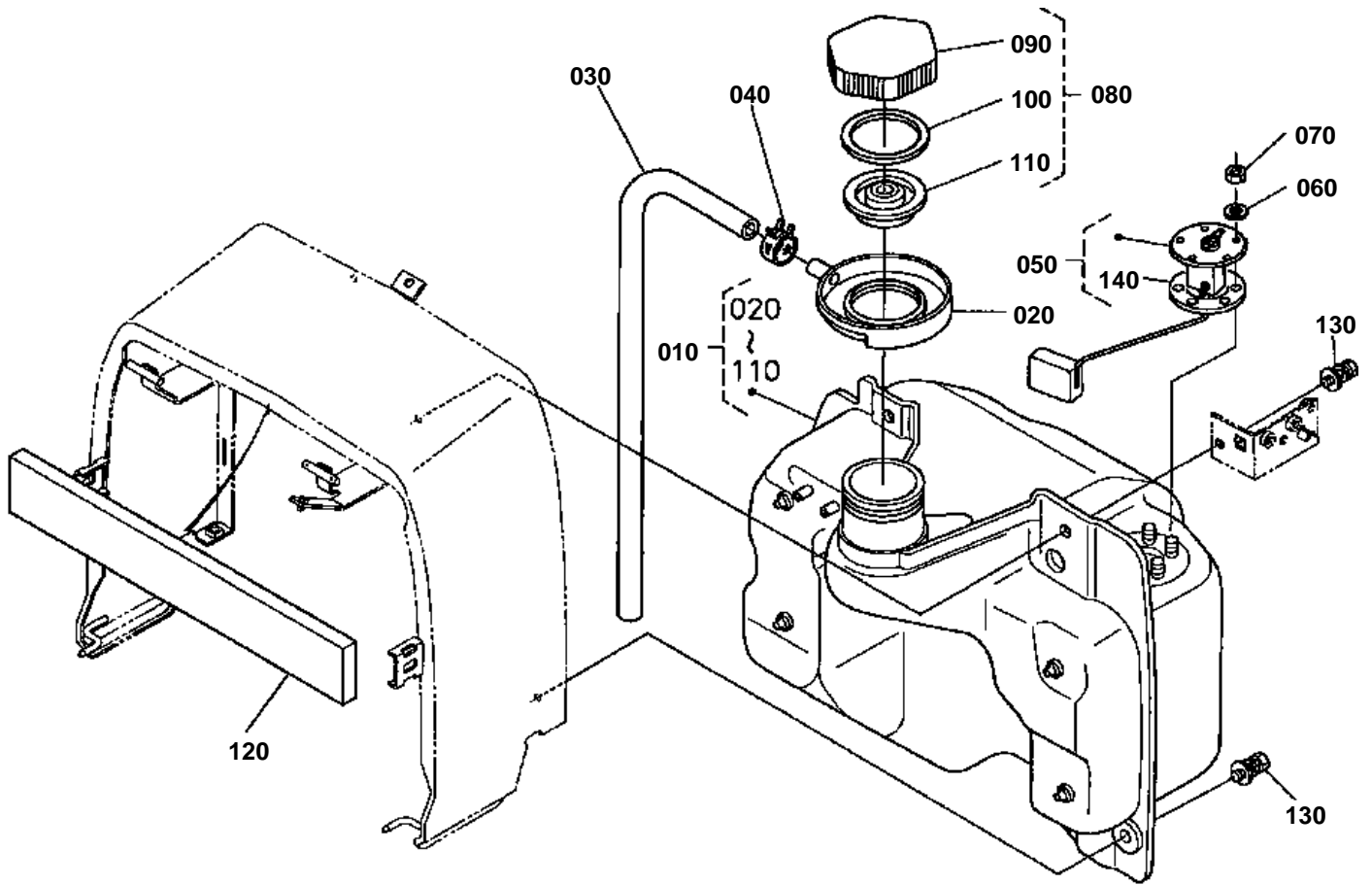


**ACCELERATOR LEVER [MANUAL T/M TYPE]**

↔ Interchangeable; ≠ not interchangeable; ← new for old; → old for new

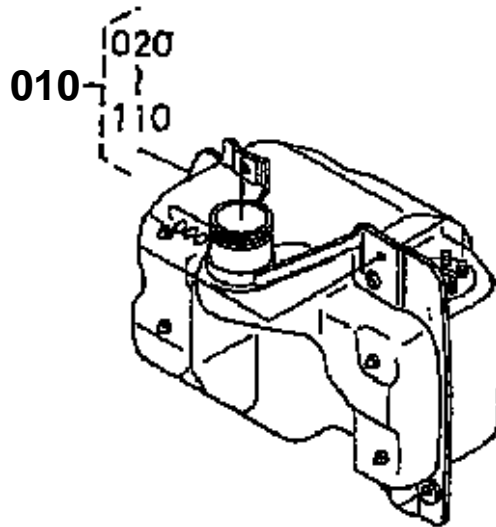
REF.No	Part No.	Description	Q'ty	S.No.	I/C	REMARKS	Weight (kgf)	Weight (lb)
010	6C040-43212	BRACKET ACCEL.	1				0.163	0.3586
020	6C040-43220	ROD ACCEL.	1				0.35	0.77
030	66116-51530	SPRING PLATE	2				0.004	0.0088
040	6C040-43250	ARM ACCELERATOR	1				0.04	0.088
045	6C040-43380	WASHER ACCEL.	1				0.004	0.0088
050	04015-60080	WASHER PLAIN	1				0.01	0.022
055	02751-50080	NUT FLANGE	1				0.006	0.0132
060	02156-50080	NUT	1				0.004	0.0088
070	6C040-43290	SPRING	1				0.005	0.011
080	6C040-43230	PEDAL ACCEL.	1				0.27	0.594
090	37410-42760	COVER PEDAL	1				0.025	0.055
100	05525-61000	PIN SNAP	1				0.002	0.0044
110	01125-60820	BOLT	1				0.015	0.033
120	6C040-43244	LEVER ACCEL.	1				0.115	0.253
130	TA040-49873	GRIP	1				0.024	0.0528
140	05411-00520	PIN SPRING	1				0.002	0.0044
150	6C140-43302	ASSY ROD RELEASE	1				0.11	0.242
160	6C040-43280	CONNECTOR	1				0.008	0.0176
170	02014-50060	NUT	2				0.003	0.0066
180	05525-50800	PIN SNAP	1				0.001	0.0022
190	05525-60600	PIN SNAP	1				0.001	0.0022

FUEL TANK



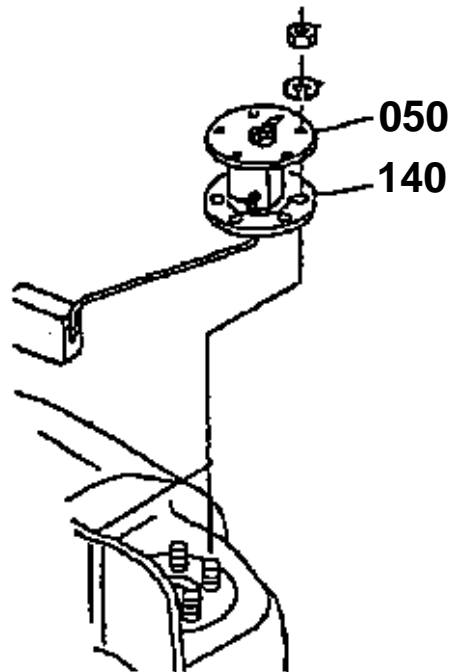
6C120-012-12

010 6C120-5470-4



050 6C120-5475-0

140 6A320-8581-0



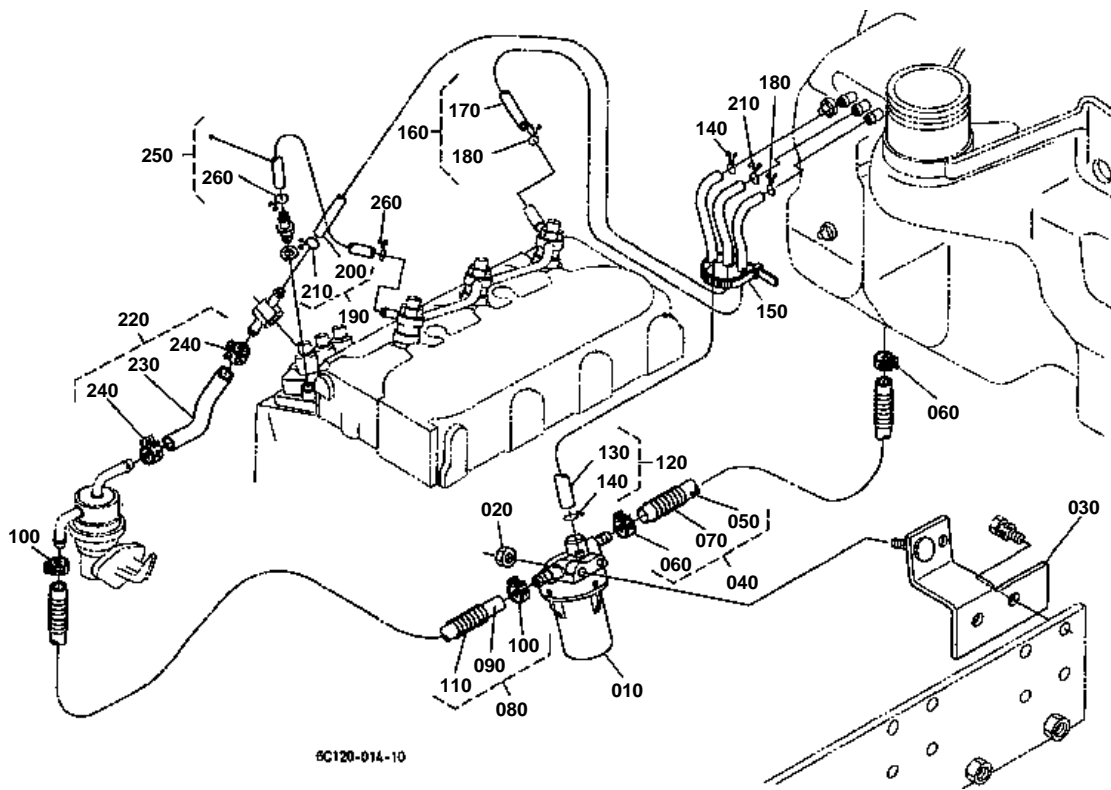
6C120-807-11

**FUEL TANK**

↔ Interchangeable; ≠ not interchangeable; ← new for old; → old for new

REF.No	Part No.	Description	Q'ty	S.No.	I/C	REMARKS	Weight (kgf)	Weight (lb)
010	6C120-54703	ASSY TANK FUEL	1	<=30670		NOT SALE	0	0
010	6C120-54704	ASSY TANK FUEL	1	>=30671	←	NOT SALE	0	0
010	6C120-54705	ASSY TANK FUEL	1	>=31512	←		0	0
020	6C090-54740	TRAY FUEL	1				0.04	0.088
030	6C090-54760	PIPE	1				0.14	0.308
030	6C120-54760	PIPE	1		↔		0.09	0.198
040	6C090-54780	CLAMP	1	<=30670			0.007	0.0154
040	09318-88185	CLAMP HOSE	1	>=30671	≠		0.003	0.0066
050	6C090-54750	GAUGE FUEL	1	<=30670			0	0
050	6C120-54750	GAUGE FUEL	1	>=30671	←		0	0
060	04512-60050	WASHER SPRING	5				0.002	0.0044
070	02054-60050	NUT	5				0.003	0.0066
080	6A100-54910	ASSY CAP FUEL	1				0.05	0.11
090	6A100-54920	CAP FUEL	1				0.041	0.0902
100	6A100-54942	SPACER	1				0.001	0.0022
110	6A100-54952	GASKET	1				0.02	0.044
120	6C090-54790	SPONGE	1				0.018	0.0396
130	01127-50820	BOLT	4				0.02	0.044
140	6A320-85810	GASKET GAUGE	1	<=30722		NOT SALE	0	0
140	6A320-85812	GASKET GAUGE	1	>=30723	←		0	0

FUEL PIPE



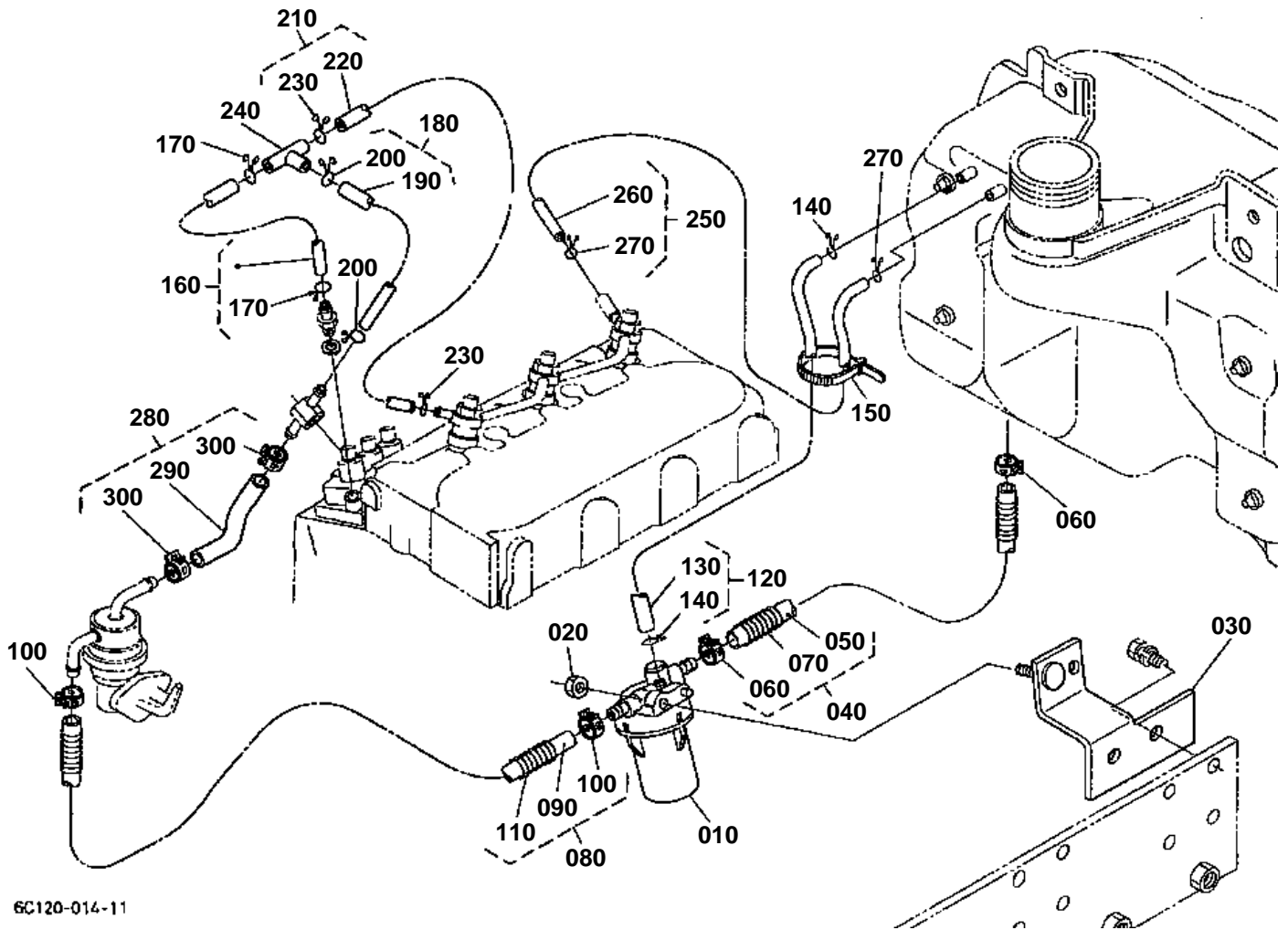


FUEL PIPE
S.No.;<=31511

↔ Interchangeable; ≠ not interchangeable; ← new for old; → old for new

REF.No	Part No.	Description	Q'ty	S.No.	I/C	REMARKS	Weight (kgf)	Weight (lb)
010	6A320-58862	ASSY FILTER FUEL	1				0.09	0.198
020	02121-50080	NUT	1				0.01	0.022
030	6C140-58312	STAY FUEL FILTER	1				0.17	0.374
040	6C090-54812	ASSY TUBE FUEL	1				0.04	0.088
050	09661-80260	PIPE FUEL	1				0.03	0.066
060	14911-42750	CLIP PIPE	2				0.002	0.0044
070	67111-58320	SPRING PIPE PROTECT.	1				0.02	0.044
080	6C040-59410	ASSY TUBE FUEL	1				0.058	0.1276
090	09661-70380	TUBE FUEL	1				0.04	0.088
100	14911-42750	CLIP PIPE	2				0.002	0.0044
110	76611-53370	SPRING PIPE PROTECT.	1				0.01	0.022
120	6C090-54850	ASSY PIPE AIR VENT	1				0.026	0.0572
130	09661-40460	TUBE FUEL	1				0.024	0.0528
140	14971-42750	CLIP PIPE	2				0.001	0.0022
150	55311-41260	BAND CORD	1				0.007	0.0154
160	6C040-59450	ASSY PIPE OVER FLOW	1				0.017	0.0374
170	09661-40300	PIPE FUEL	1				0.016	0.0352
180	14971-42750	CLIP PIPE	2				0.001	0.0022
190	6C040-59440	ASSY PIPE AIR VENT	1				0.022	0.0484
200	09661-40400	TUBE FUEL	1				0.02	0.044
210	14971-42750	CLIP PIPE	2				0.001	0.0022
220	16032-42010	TUBE ASSY FUEL	1				0.012	0.0264
230	09661-80075	TUBE FUEL	1				0.01	0.022
240	14911-42750	CLIP PIPE	2				0.002	0.0044
250	15841-42500	ASSY PIPE OVER FLOW	1				0.015	0.033
260	14971-42750	CLIP PIPE	2				0.001	0.0022

FUEL PIPE



6C120-014-11

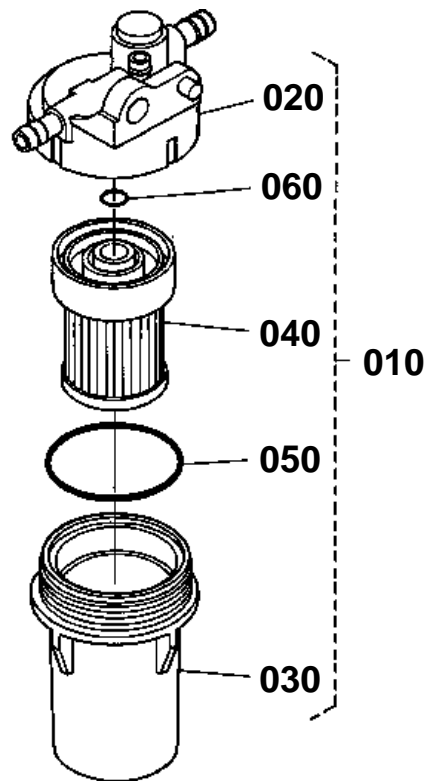


FUEL PIPE
S.No.;>=31512

↔ Interchangeable; ≠ not interchangeable; ← new for old; → old for new

REF.No	Part No.	Description	Q'ty	S.No.	I/C	REMARKS	Weight (kgf)	Weight (lb)
010	6A320-58862	ASSY FILTER FUEL	1				0.09	0.198
020	02121-50080	NUT	1				0.01	0.022
030	6C140-58312	STAY FUEL FILTER	1				0.17	0.374
040	6C090-54812	ASSY TUBE FUEL	1				0.04	0.088
050	09661-80260	TUBE FUEL	1				0.03	0.066
060	14911-42750	CLIP PIPE	2				0.002	0.0044
070	67111-58320	SPRING PIPE PROTECT.	1				0.02	0.044
080	6C040-59410	ASSY TUBE FUEL	1				0.058	0.1276
090	09661-70380	TUBE FUEL	1				0.04	0.088
100	14911-42750	CLIP PIPE	2				0.002	0.0044
110	76611-53370	SPRING PIPE PROTECT.	1				0.01	0.022
120	6C090-54850	ASSY PIPE AIR VENT	1				0.026	0.0572
130	09661-40460	TUBE FUEL	1				0.024	0.0528
140	14971-42750	CLIP PIPE	2				0.001	0.0022
150	55311-41260	BAND CORD	1				0.007	0.0154
160	17208-42500	ASSY PIPE OVER FLOW	1				0.007	0.0154
170	14971-42750	CLIP PIPE	2				0.001	0.0022
180	16282-42020	ASSY PIPE OVER FLOW	1				0.01	0.022
190	09661-40040	TUBE FUEL	1				0.005	0.011
200	14971-42750	CLIP PIPE	2				0.001	0.0022
210	17208-42030	ASSY PIPE OVER FLOW	1				0.006	0.0132
220	09661-40100	TUBE FUEL	1				0.006	0.0132
230	14971-42750	CLIP PIPE	2				0.001	0.0022
240	K3511-58390	JOINT T-PIPE	1				0.001	0.0022
250	6C040-59450	ASSY PIPE OVER FLOW	1				0.017	0.0374
260	09661-40300	TUBE FUEL	1				0.016	0.0352
270	14971-42750	CLIP PIPE	2				0.001	0.0022
280	16032-42010	ASSY TUBE FUEL	1				0.012	0.0264
290	09661-80075	TUBE FUEL	1				0.01	0.022
300	14911-42750	CLIP PIPE	2				0.002	0.0044

FUEL FILTER [COMPONENT PARTS]



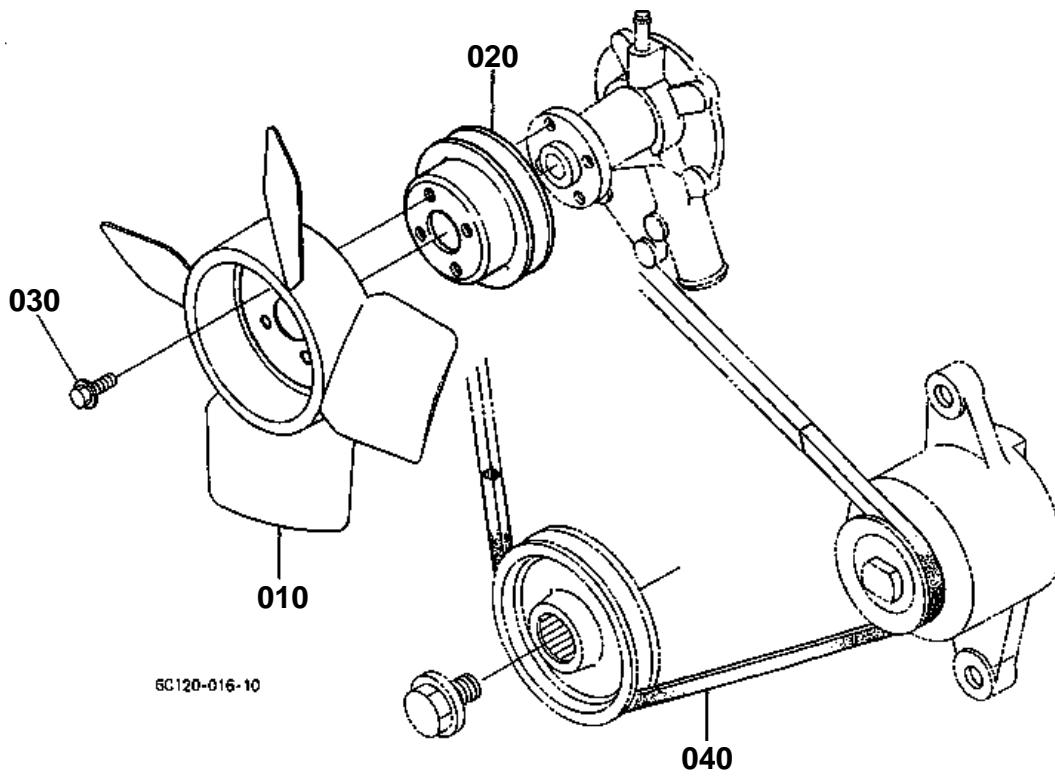
6A320-010-10



FUEL FILTER [COMPONENT PARTS]

↔ Interchangeable; ≠ not interchangeable; ← new for old; → old for new

REF.No	Part No.	Description	Q'ty	S.No.	I/C	REMARKS	Weight (kgf)	Weight (lb)
010	6A320-58862	ASSY FILTER FUEL	1				0.09	0.198
020	6A320-59912	BODY	1				0.035	0.077
030	6A320-59920	CUP	1				0.03	0.066
040	6A320-59930	FILTER	1				0.025	0.055
050	6A320-59940	O-RING	1				0.001	0.0022
060	6A320-59950	O-RING	1				0.001	0.0022

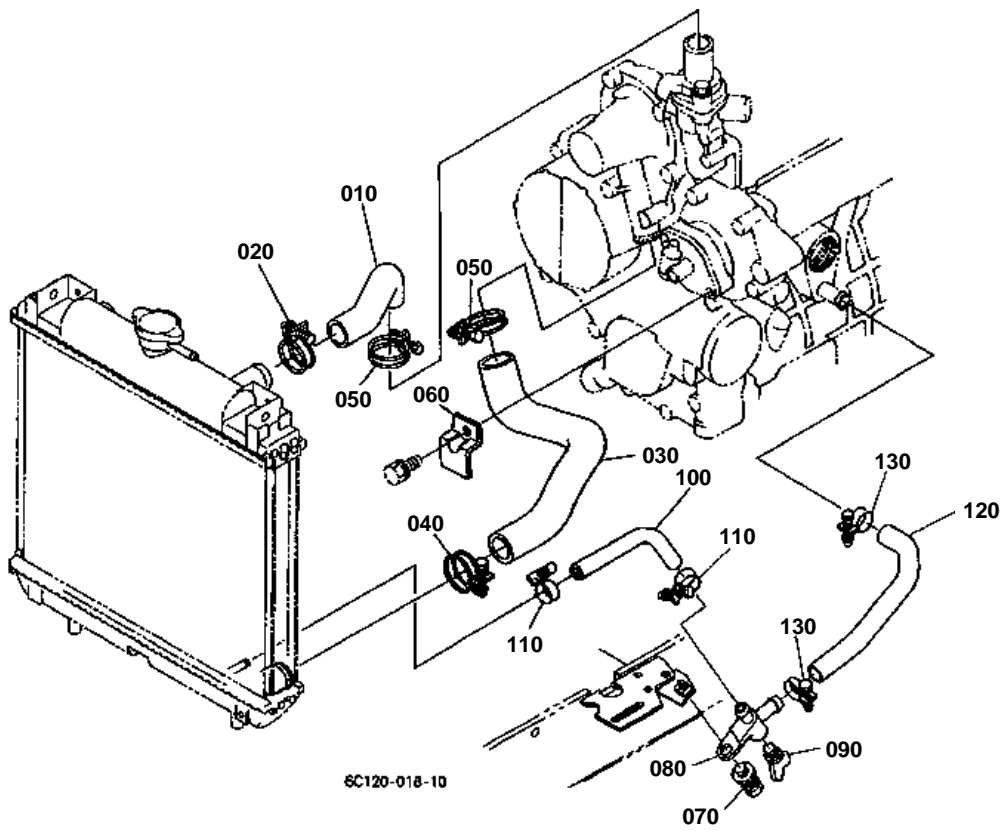


**FAN**

↔ Interchangeable; ≠ not interchangeable; ← new for old; → old for new

REF.No	Part No.	Description	Q'ty	S.No.	I/C	REMARKS	Weight (kgf)	Weight (lb)
010	6A330-59230	FAN	1				0.29	0.638
020	16241-74250	PULLEY FAN	1				0.24	0.528
030	01754-50612	BOLT FLANGE	4				0.005	0.011
040	16241-97010	V BELT	1				0.08	0.176

WATER PIPE



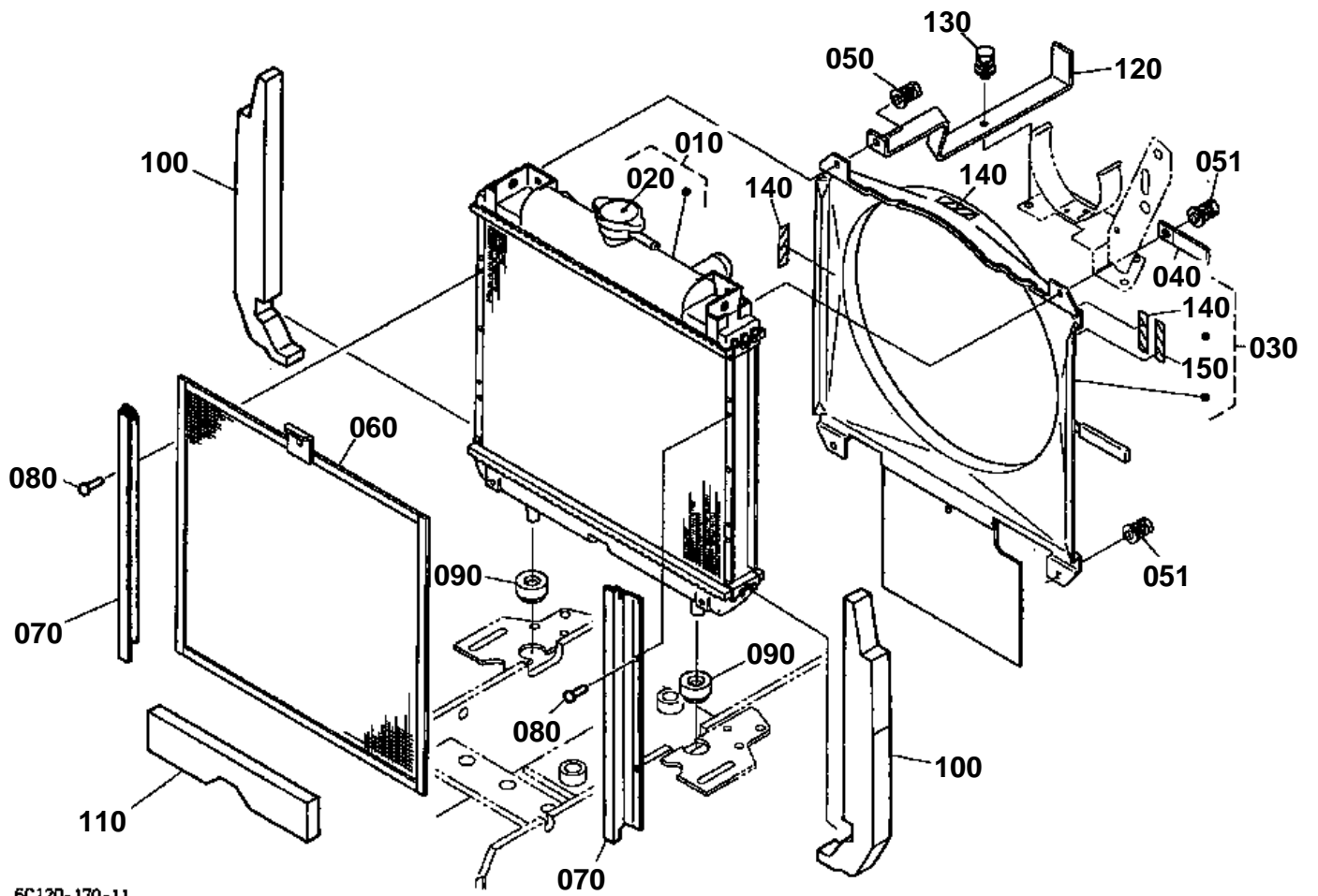


WATER PIPE

↔ Interchangeable; ≠ not interchangeable; ← new for old; → old for new

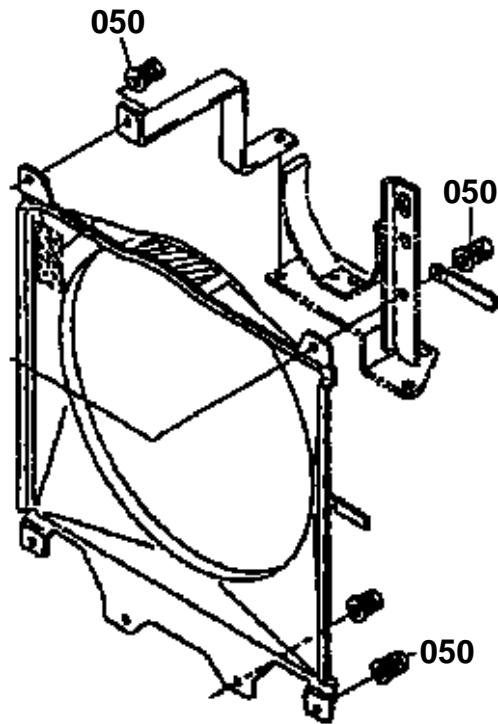
REF.No	Part No.	Description	Q'ty	S.No.	I/C	REMARKS	Weight (kgf)	Weight (lb)
010	6C120-58630	HOSE WATER	1				0.1	0.22
020	67955-58630	CLAMP HOSE	1				0.025	0.055
030	6A320-58570	HOSE WATER	1				0.16	0.352
040	67955-58630	CLAMP HOSE	1				0.025	0.055
050	67955-58630	CLAMP HOSE	2				0.025	0.055
060	6C040-58640	CLAMP WATER HOSE	1				0.031	0.0682
070	01125-50822	BOLT	1				0.015	0.033
080	6C040-58650	COCK	1				0.017	0.0374
090	55364-82110	COCK DRAIN	1				0.005	0.011
100	6C090-58680	HOSE DRAIN	1				0.025	0.055
110	6C040-58720	CLAMP HOSE	2				0.017	0.0374
120	6A320-58690	HOSE DRAIN	1				0.04	0.088
130	6C040-58730	CLAMP HOSE	2				0.017	0.0374

RADIATOR [EXCEPT[AU]]



6C120-170-11

050 01025-50616



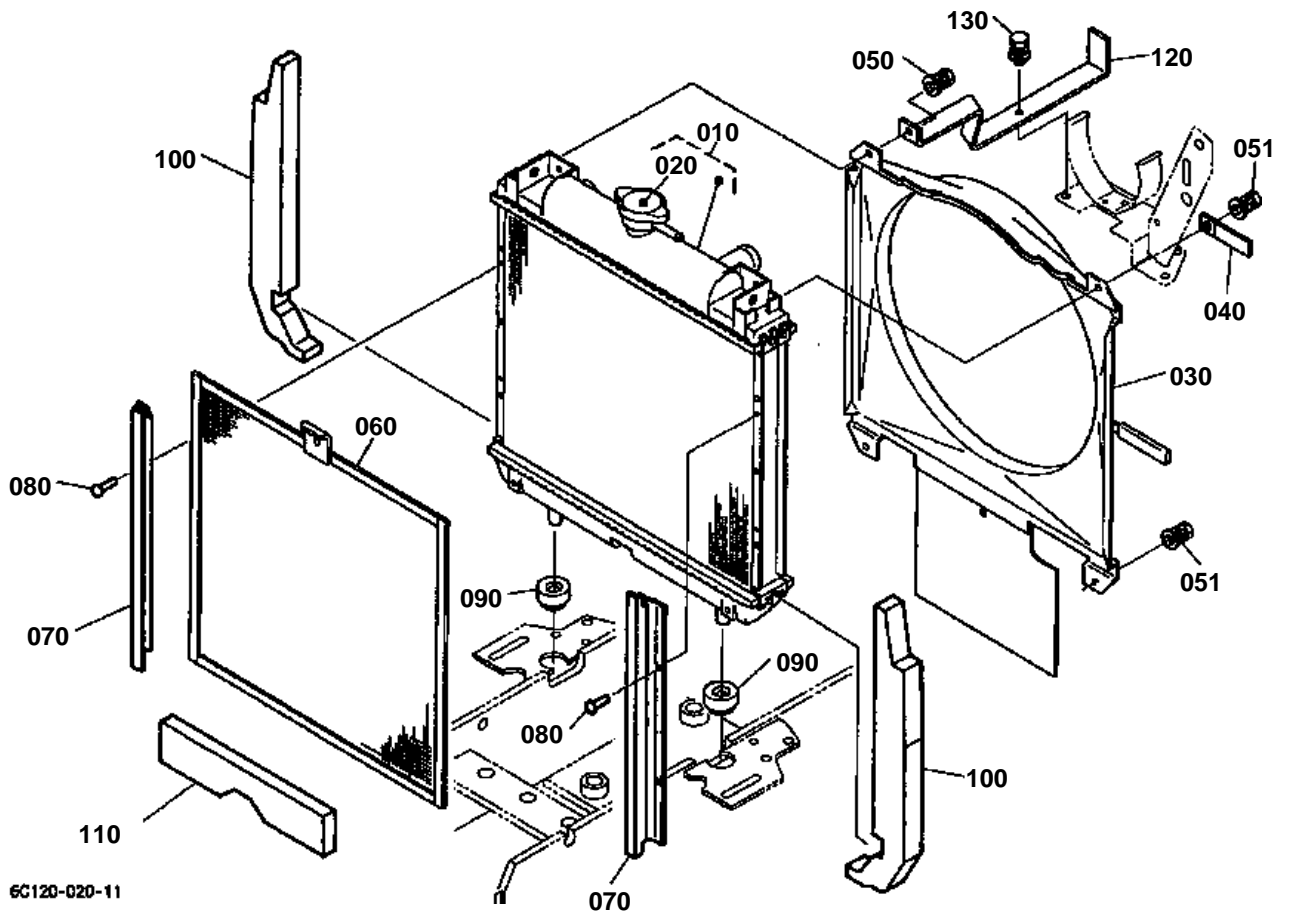
6C102-803-10

**RADIATOR [EXCEPT[AU]]**

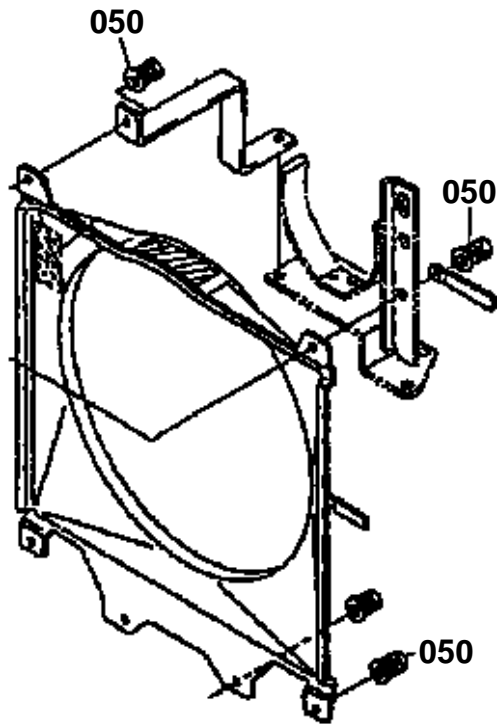
↔ Interchangeable; ≠ not interchangeable; ← new for old; → old for new

REF.No	Part No.	Description	Q'ty	S.No.	I/C	REMARKS	Weight (kgf)	Weight (lb)
010	6C120-58500	ASSY RADIATOR	1				2.5	5.5
020	6C040-58660	ASSY CAP RADIATOR	1				0	0
030	6C120-99300	KIT SHROUD FAN	1	<=30801		NOT SALE	0	0
030	6C120-99302	KIT SHROUD FAN	1	>=30802	←		0	0
040	15272-67590	CLAMP CORD	1				0.004	0.0088
050	01025-50616	BOLT	4	<=32076			0.005	0.011
050	01025-50616	BOLT	1	>=32077			0.005	0.011
051	01025-50612	BOLT	3	>=32077			0.005	0.011
060	6C120-58530	NET RADIATOR	1				0.24	0.528
070	6C090-58540	GUIDE	2				0.107	0.2354
080	54102-24410	RIVET	4				0.001	0.0022
090	6C040-58580	CUSHION RADIATOR	2				0.021	0.0462
100	6C090-54453	TAPE RADIATOR	2				0.03	0.066
110	6C090-54470	TAPE RADIATOR	1				0.017	0.0374
120	6C120-58590	STAY RADIATOR	1				0.21	0.462
130	01025-50616	BOLT	1				0.005	0.011
140	6C090-49580	LABEL FAN WARNING	3				0.005	0.011
150	6C090-49590	LABEL MUFFLER	1				0.005	0.011

RADIATOR [AU]



050 01025-50616



6C102-803-10

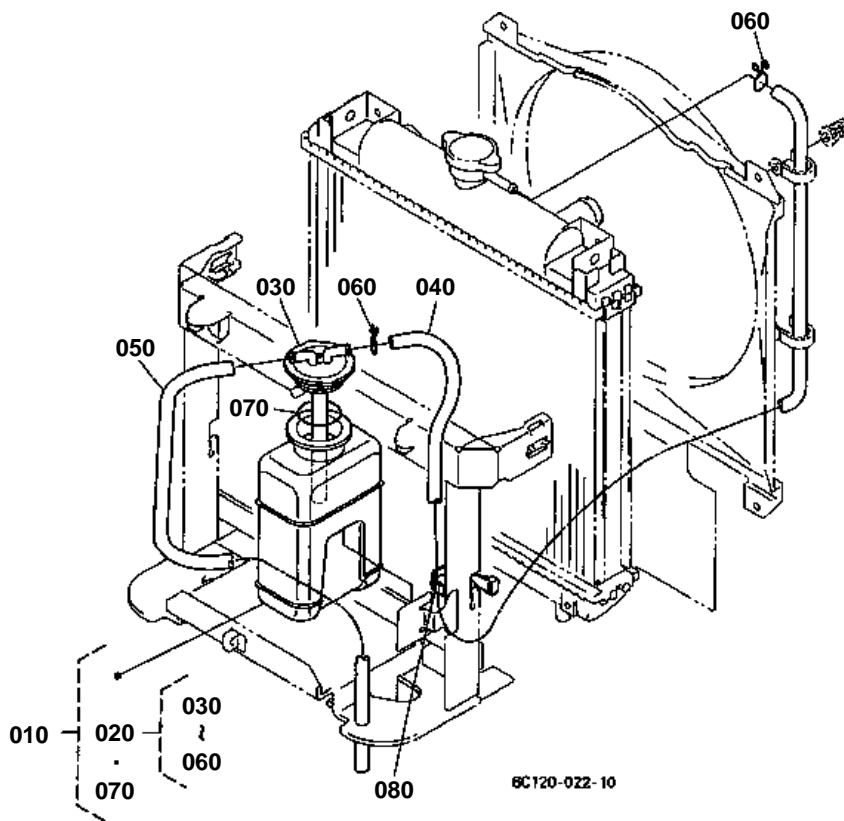


RADIATOR [AU]

↔ Interchangeable; ≠ not interchangeable; ← new for old; → old for new

REF.No	Part No.	Description	Q'ty	S.No.	I/C	REMARKS	Weight (kgf)	Weight (lb)
010	6C120-58500	ASSY RADIATOR	1				2.5	5.5
020	6C040-58660	ASSY CAP RADIATOR	1				0	0
030	6C120-58610	SHROUD FAN	1	<=30801		NOT SALE	0	0
030	6C120-58613	SHROUD FAN	1	>=30802	←		0.001	0.0022
040	15272-67590	CLAMP CORD	1				0.004	0.0088
050	01025-50616	BOLT	4	<=32076			0.005	0.011
050	01025-50616	BOLT	1	>=32077			0.005	0.011
051	01025-50612	BOLT	3	>=32077			0.005	0.011
060	6C120-58530	NET RADIATOR	1				0.24	0.528
070	6C090-58540	GUIDE	2				0.107	0.2354
080	54102-24410	RIVET	4				0.001	0.0022
090	6C040-58580	CUSHION RADIATOR	2				0.021	0.0462
100	6C090-54453	TAPE RADIATOR	2				0.03	0.066
110	6C090-54470	TAPE RADIATOR	1				0.017	0.0374
120	6C120-58590	STAY RADIATOR	1				0.21	0.462
130	01025-50616	BOLT	1				0.005	0.011

RESERVE TANK



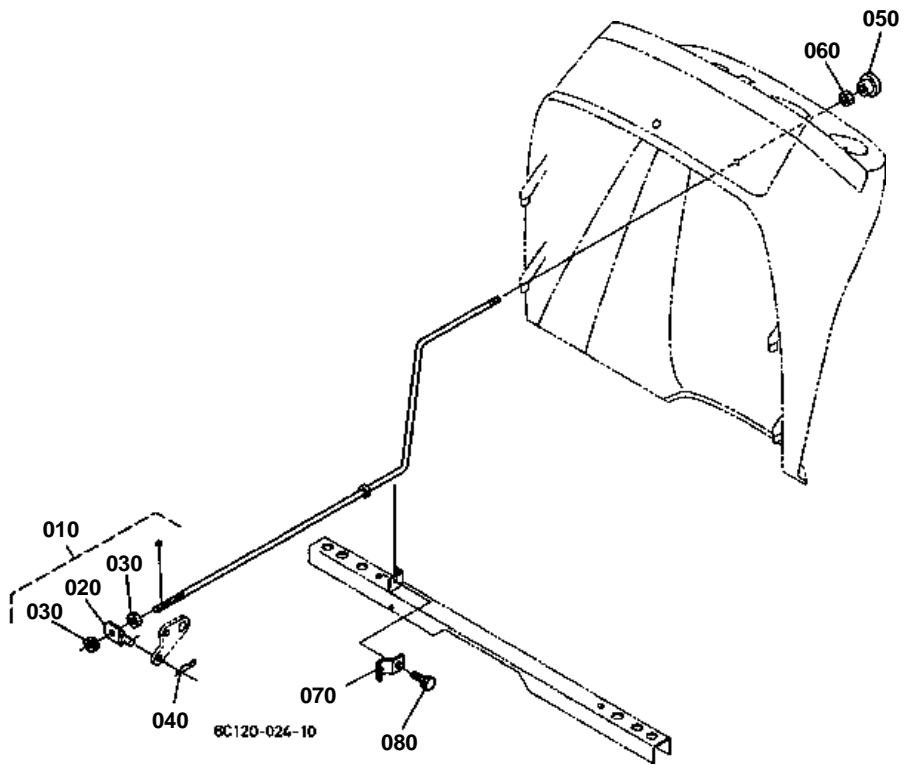


RESERVE TANK

↔ Interchangeable; ≠ not interchangeable; ← new for old; → old for new

REF.No	Part No.	Description	Q'ty	S.No.	I/C	REMARKS	Weight (kgf)	Weight (lb)
010	6A320-58810	ASSY TANK RESERVE	1	<=32669			0	0
010	6A320-58812	ASSY TANK RESERVE	1	>=32670	←		0.28	0.616
020	6A320-58820	ASSY CAP	1	<=32669			0.08	0.176
020	6A320-58822	ASSY CAP	1	>=32670	←		0.08	0.176
030	37410-88640	CAP	1				0.01	0.022
040	6A320-58830	TUBE	1				0.007	0.0154
050	6A320-58840	TUBE	1				0.05	0.11
060	37410-88680	CLIP	2				0.003	0.0066
070	04811-00380	O RING	1				0	0
070	04816-00380	O RING	1		←		0.004	0.0088
080	53581-64150	BAND CORD	1				0.002	0.0044

STOP SOLENOID

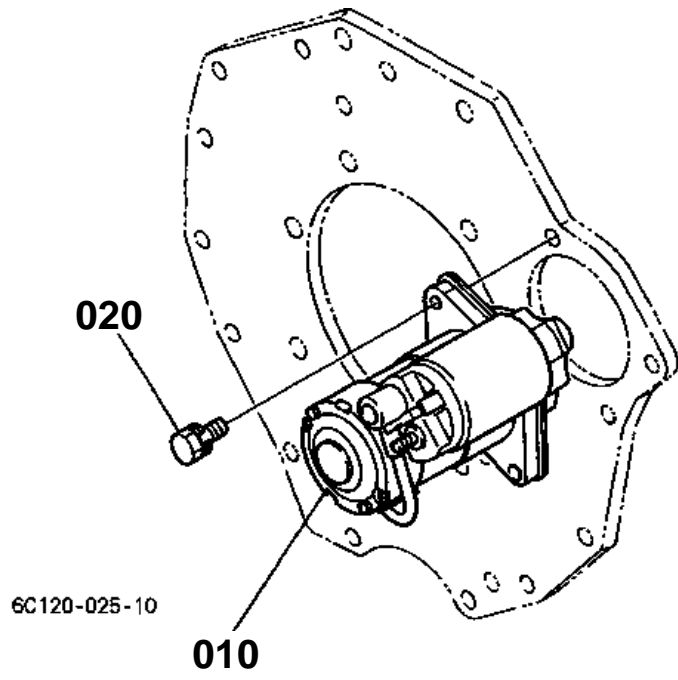




STOP SOLENOID

↔ Interchangeable; ≠ not interchangeable; ← new for old; → old for new

REF.No	Part No.	Description	Q'ty	S.No.	I/C	REMARKS	Weight (kgf)	Weight (lb)
010	6C120-43220	ASSY ROD ENGINE STOP	1				0.15	0.33
020	6C090-43280	CONNECTOR	1				0.004	0.0088
030	02014-50060	NUT	2				0.003	0.0066
040	05525-50800	PIN SNAP	1				0.001	0.0022
050	6A310-43220	KNOB	1				0.01	0.022
060	02014-50060	NUT	1				0.003	0.0066
070	38430-17180	SPRING	1				0.1	0.22
080	01025-50620	BOLT	1				0.02	0.044



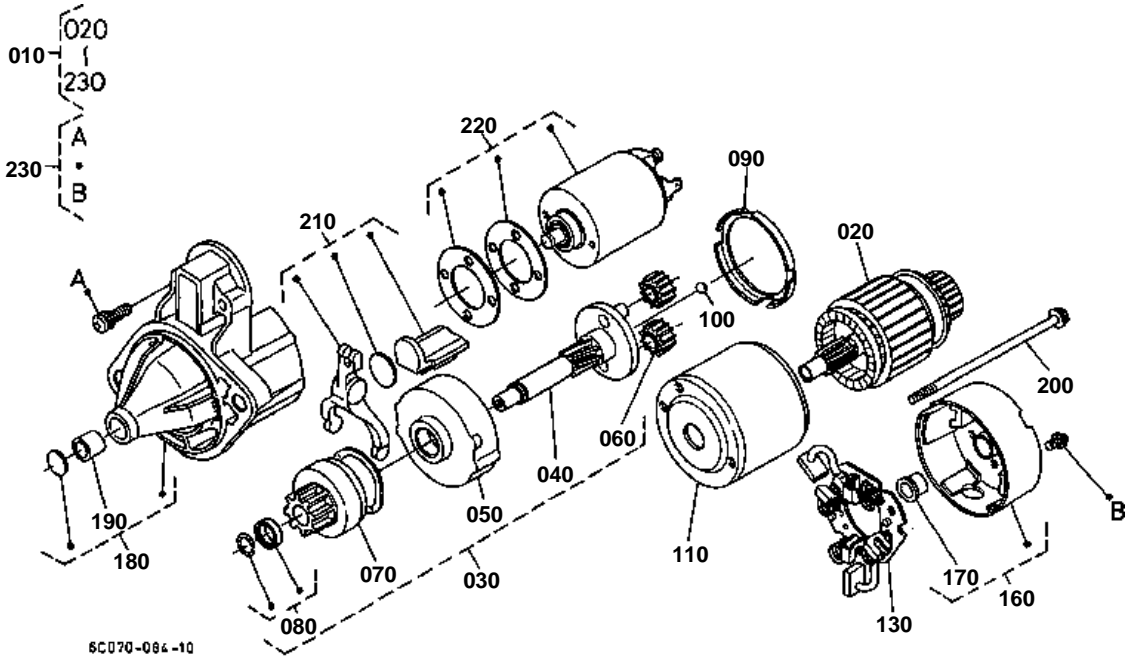


STARTER

↔ Interchangeable; ≠ not interchangeable; ← new for old; → old for new

REF.No	Part No.	Description	Q'ty	S.No.	I/C	REMARKS	Weight (kgf)	Weight (lb)
010	6C140-59210	ASSY STARTER	1				2.75	6.05
020	01123-50840	BOLT	2				0.018	0.0396

STARTER [COMPONENT PARTS]

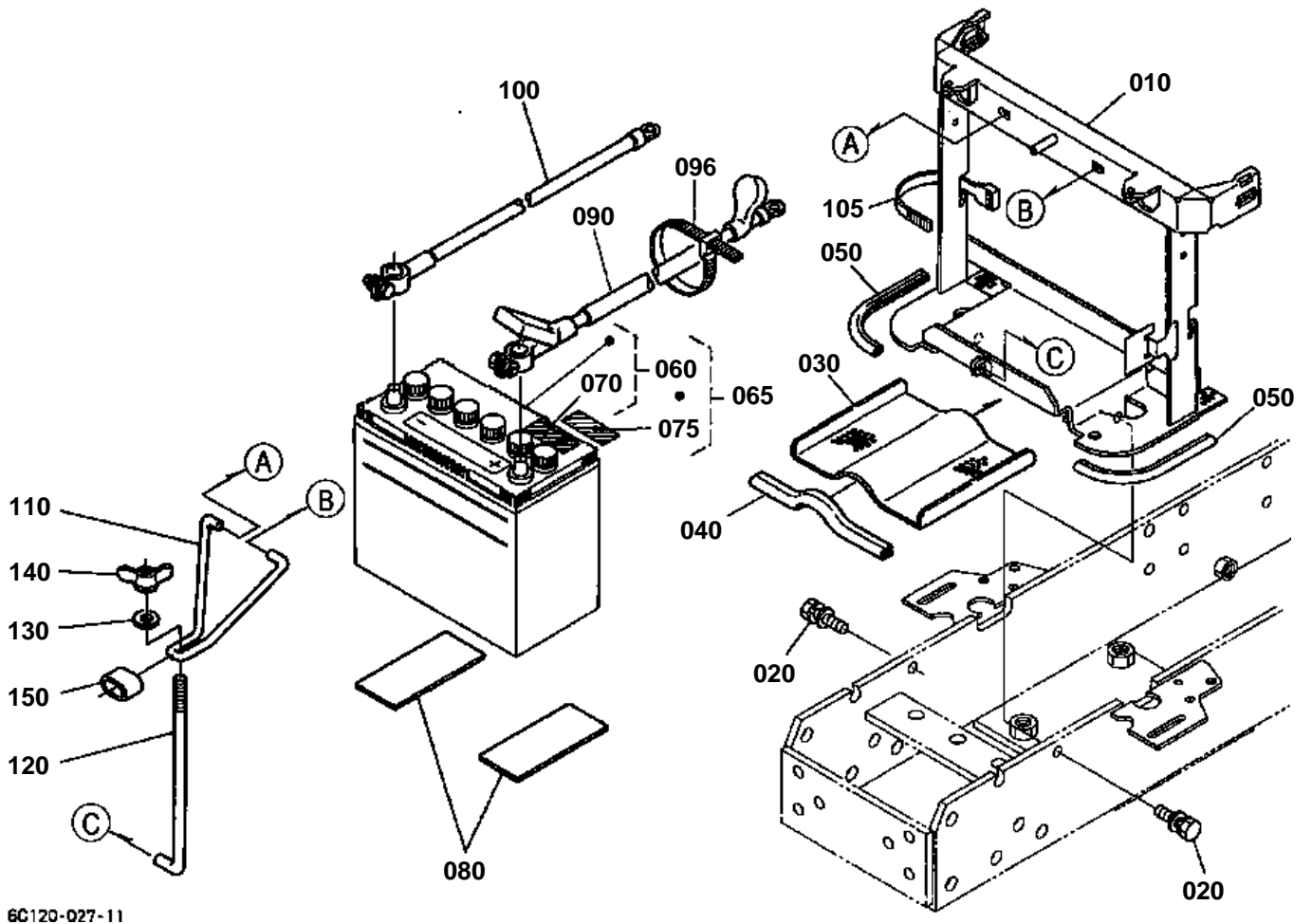




STARTER [COMPONENT PARTS]

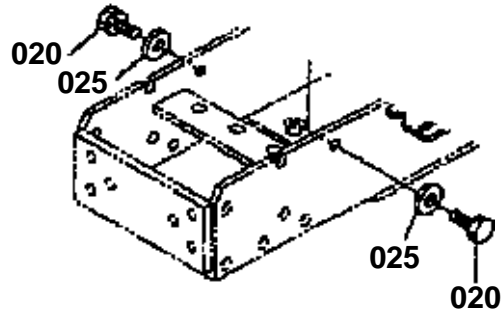
↔ Interchangeable; ≠ not interchangeable; ← new for old; → old for new

REF.No	Part No.	Description	Q'ty	S.No.	I/C	REMARKS	Weight (kgf)	Weight (lb)
010	6C140-59210	ASSY STARTER	1				2.75	6.05
020	6C140-82610	ARMATURE	1				0.52	1.144
030	6C140-82620	ASSY SHAFT	1				0.53	1.166
040	6C070-82630	GEAR-SHAFT	1			NOT SALE	0	0
050	6C140-82640	GEAR.INTERNAL	1				0.05	0.11
060	6C040-82650	GEAR PLANETARY	3				0.016	0.0352
070	6C040-82660	CLUTCH OVER RUNNING	1				0.3	0.66
080	6C040-82670	STOPPER	1				0.004	0.0088
090	6C040-82680	GASKET	1				0.003	0.0066
100	6C040-82690	BALL	1				0.001	0.0022
110	6C140-82700	ASSY YOKE	1				0.35	0.77
120	99999-99999	BLANK	0				0	0
130	6C140-82720	ASSY HOLDER BRUSH	1				0.07	0.154
140	99999-99999	BLANK	0				0	0
150	99999-99999	BLANK	0				0	0
160	6C140-82750	ASSY BRACKET REAR	1				0.14	0.308
170	6C040-82760	BUSH	1				0.005	0.011
180	6C040-82770	ASSY BRACKET FRONT	1				0.4	0.88
190	15852-63240	BUSH	1				0.006	0.0132
200	6C140-82780	BOLT	2				0.015	0.033
210	6C040-82790	LEVER FORK	1				0.022	0.0484
220	6C040-82800	ASSY SWITCH MAGNETIC	1				0.63	1.386
230	15852-93310	SCREW PAN-HEAD	1				0.02	0.044



6C120-027-11

020 01133-51030
025 04013-50100

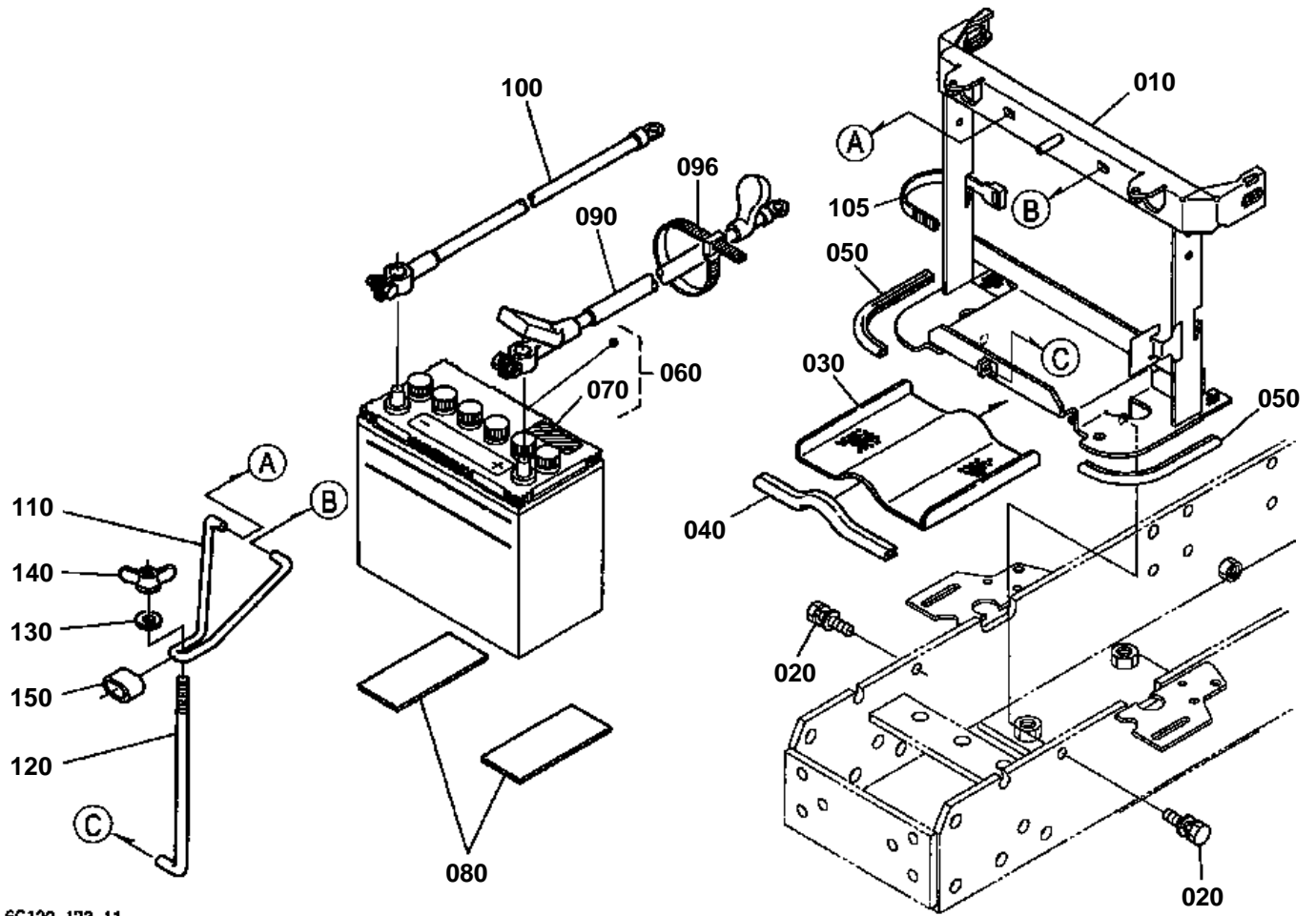


6C120-816-10

**BATTERY [EXCEPT[AU]]**

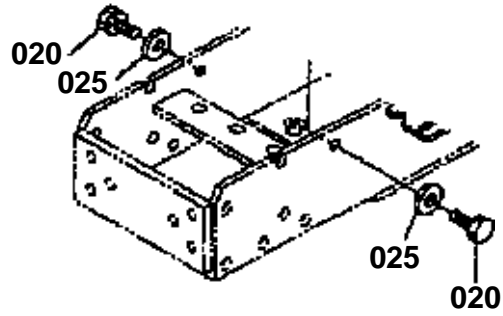
↔ Interchangeable; ≠ not interchangeable; ← new for old; → old for new

REF.No	Part No.	Description	Q'ty	S.No.	I/C	REMARKS	Weight (kgf)	Weight (lb)
010	6C120-51220	BRACKET BATTERY	1				2.6	5.72
020	01133-51030	BOLT	2	≤=32643			0.025	0.055
020	01135-51030	BOLT	2	≥=32644	←		0	0
025	04013-60100	WASHER PLAIN	2	≤=32643			0.004	0.0088
030	6C090-51260	NET	1				0.26	0.572
040	76650-42520	TRIM DUSTPROOF	1				0.03	0.066
050	76611-56920	TRIM DUSTPROOF PLATE	2				0.025	0.055
060	6C021-55510	ASSY BATTERY	1			ENGLISH	0	0
065	6C021-99190	KIT BATTERY (B)	1			FRENCH	0	0
070	6C040-55590	LABEL BATTERY	1			ENGLISH	0.001	0.0022
075	6C021-92120	LABEL BATTERY	1			FRENCH	0.001	0.0022
080	34150-33220	CUSHION	2				0.015	0.033
090	6C090-55530	CORD BATTERY(+)	1				0.22	0.484
096	55311-41260	BAND CORD	1				0.007	0.0154
100	6C040-55540	CORD BATTERY(-)	1				0.11	0.242
105	53581-64150	BAND CORD	1				0.002	0.0044
110	6C090-55550	RETAINER BATTERY	1				0.005	0.011
120	6C040-55560	BOLT HOOK	1				0.038	0.0836
130	04015-60060	WASHER PLAIN	1				0.005	0.011
140	02810-50060	NUT WING	1				0.009	0.0198
150	6C040-55580	CUSHION	1				0.002	0.0044



6C120-173-11

020 01133-51030
025 04013-50100



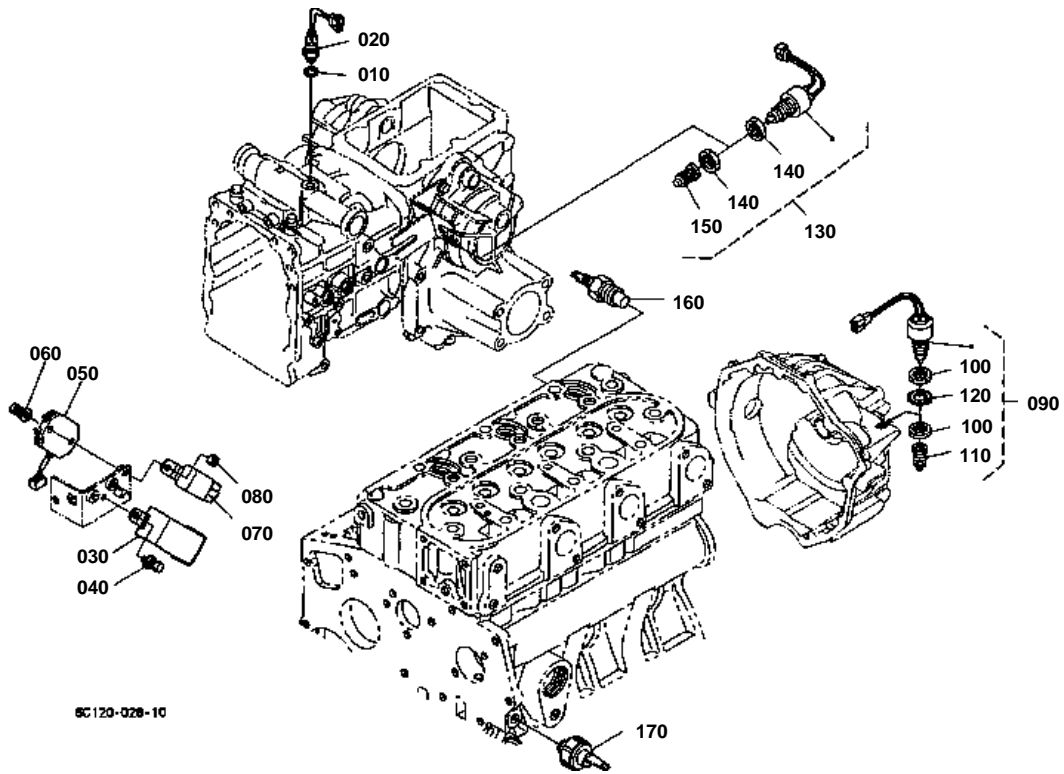
6C120-816-10

**BATTERY [AU]**

↔ Interchangeable; ≠ not interchangeable; ← new for old; → old for new

REF.No	Part No.	Description	Q'ty	S.No.	I/C	REMARKS	Weight (kgf)	Weight (lb)
010	6C120-51220	BRACKET BATTERY	1				2.6	5.72
020	01133-51030	BOLT	2	≤=32643			0.025	0.055
020	01135-51030	BOLT	2	≥=32644	←		0	0
025	04013-60100	WASHER PLAIN	2	≤=32643			0.004	0.0088
030	6C090-51260	NET	1				0.26	0.572
040	76650-42520	TRIM DUSTPROOF	1				0.03	0.066
050	76611-56920	TRIM DUSTPROOF PLATE	2				0.025	0.055
060	6C021-55510	ASSY BATTERY	1				0	0
070	6C040-55590	LABEL BATTERY	1				0.001	0.0022
080	34150-33220	CUSHION	2				0.015	0.033
090	6C090-55530	CORD BATTERY(+)	1				0.22	0.484
096	55311-41260	BAND CORD	1				0.007	0.0154
100	6C040-55540	CORD BATTERY(-)	1				0.11	0.242
105	53581-64150	BAND CORD	1				0.002	0.0044
110	6C090-55550	RETAINER BATTERY	1				0.005	0.011
120	6C040-55560	BOLT HOOK	1				0.038	0.0836
130	04015-60060	WASHER PLAIN	1				0.005	0.011
140	02810-50060	NUT WING	1				0.009	0.0198
150	6C040-55580	CUSHION	1				0.002	0.0044

SWITCH [MANUAL T/M TYPE]



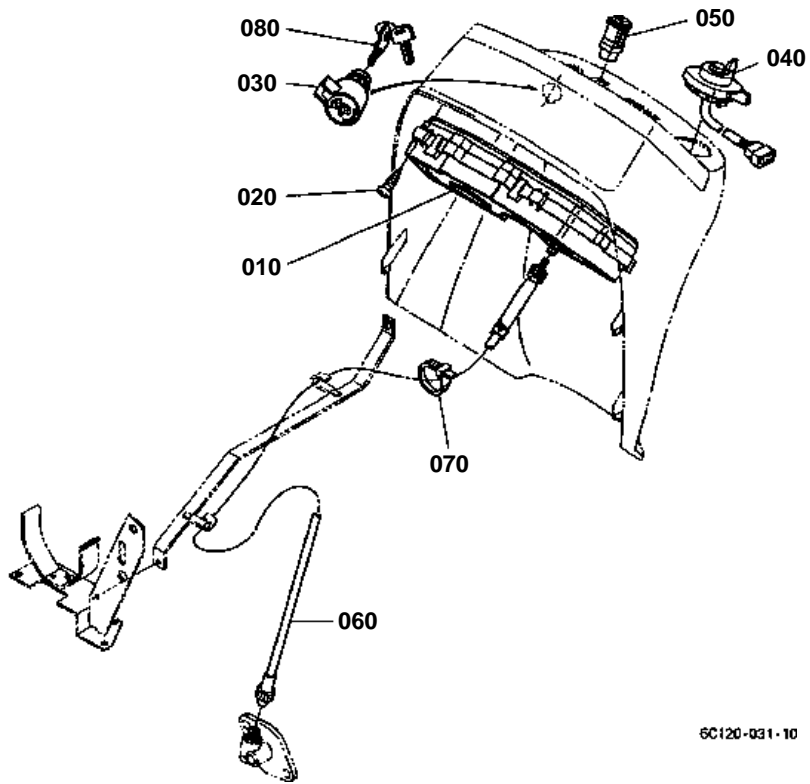
8C120-028-10

**SWITCH [MANUAL T/M TYPE]**

↔ Interchangeable; ≠ not interchangeable; ← new for old; → old for new

REF.No	Part No.	Description	Q'ty	S.No.	I/C	REMARKS	Weight (kgf)	Weight (lb)
010	6A320-42760	GASKET	1			0.30mm	0.001	0.0022
010	6A320-42750	GASKET	1			1.00mm	0.001	0.0022
010	6A320-42790	GASKET	1			1.12mm	0.001	0.0022
010	6A320-42810	GASKET	1			1.14mm	0.002	0.0044
020	6A320-42770	SWITCH SAFETY	1				0.046	0.1012
030	3F240-75430	UNIT FLASHER	1				0.06	0.132
040	01205-50616	BOLT	1				0.007	0.0154
050	RP201-53710	ASSY REGULATOR	1				0.185	0.407
060	01205-50630	BOLT	1				0	0
070	68881-53540	COMP.RELAY	1				0.04	0.088
080	02021-50060	NUT	1				0.005	0.011
090	6C040-55852	ASSY SWITCH SAFETY	1				0	0
100	67111-55830	NUT SAFETY SWITCH	2				0.035	0.077
110	67111-55840	CAP SAFETY SWITCH	1				0.002	0.0044
120	6C040-55862	WASHER TOOTHED	1				0	0
130	52320-42900	SWITCH SAFETY	1				0.1	0.22
140	67111-55830	NUT SAFETY SWITCH	2				0.035	0.077
150	67111-55840	CAP SAFETY SWITCH	1				0.002	0.0044
160	31351-32830	SENSOR THERMO	1				0.02	0.044
170	15531-39010	SWITCH OIL	1				0.032	0.0704

PANEL BOARD



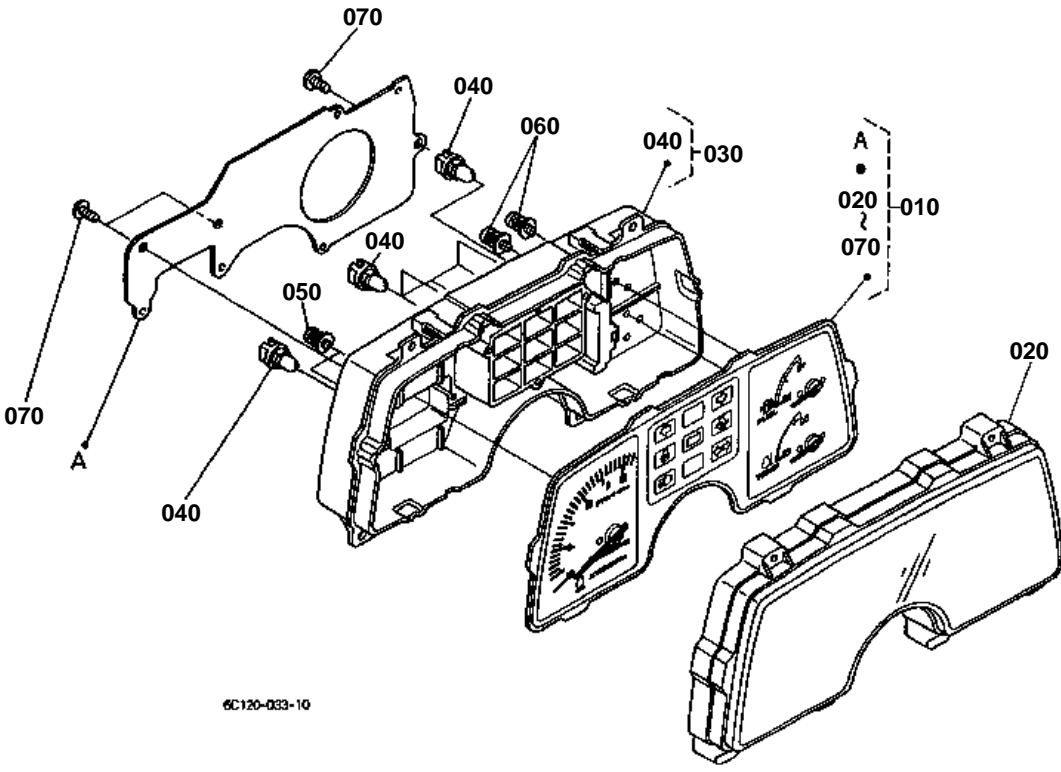
6C120-031-10



PANEL BOARD

↔ Interchangeable; ≠ not interchangeable; ← new for old; → old for new

REF.No	Part No.	Description	Q'ty	S.No.	I/C	REMARKS	Weight (kgf)	Weight (lb)
010	6C140-55100	ASSY METER	1				0	0
020	03514-50420	SCREW TAPPING	6				0.002	0.0044
030	6C040-55452	SWITCH STARTER	1				0.22	0.484
040	6C070-55420	SWITCH COMBINATION	1				0.08	0.176
050	6C070-55430	SWITCH HAZARD	1				0.019	0.0418
060	6C040-55440	CABLE HOUR METER	1				0.2	0.44
070	53581-64150	BAND CORD	1				0.002	0.0044
080	15248-63700	KEY STARTER	1			2P/SET	0.034	0.0748



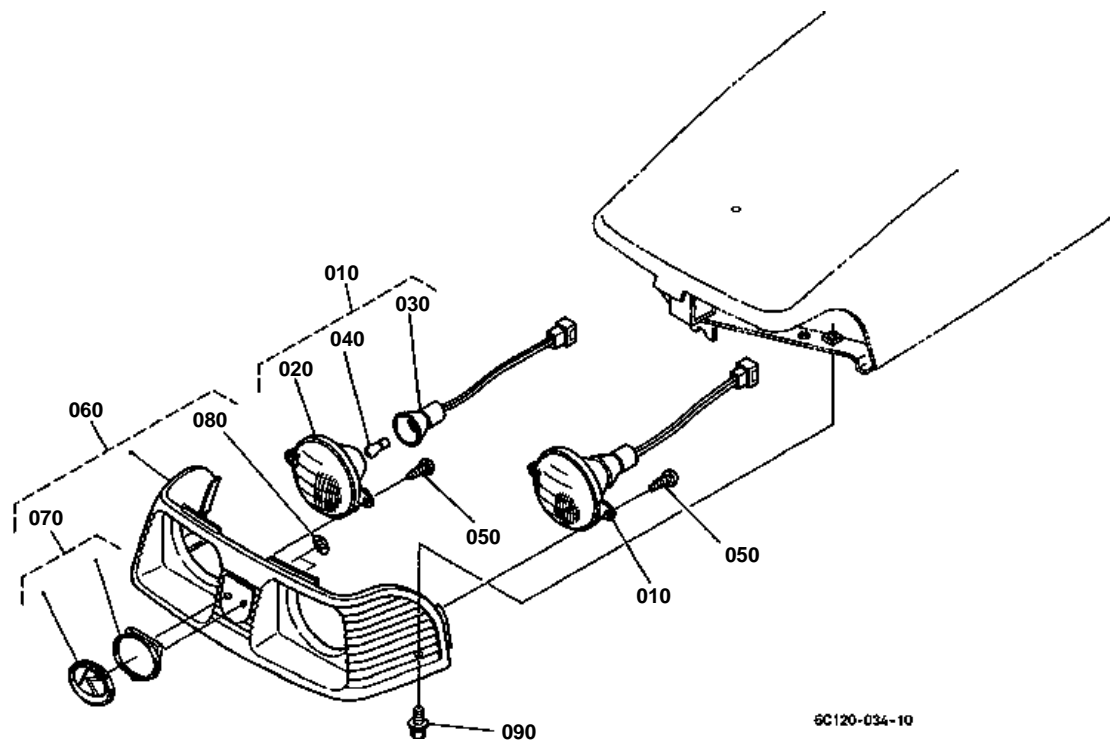


PANEL BOARD [COMPONENT PARTS]

↔ Interchangeable; ≠ not interchangeable; ← new for old; → old for new

REF.No	Part No.	Description	Q'ty	S.No.	I/C	REMARKS	Weight (kgf)	Weight (lb)
010	6C140-55100	ASSY METER	1				0	0
020	6C040-55120	GLASS	1				0.16	0.352
030	6C070-55130	ASSY CASE	1				0.28	0.616
040	6C040-55140	ASSY BULB	7			1.7W	0.003	0.0066
050	6C040-55150	SCREW	2				0.002	0.0044
060	6C040-55160	SCREW	6				0.002	0.0044
070	6C040-55180	SCREW	3				0.003	0.0066

HEAD LIGHT

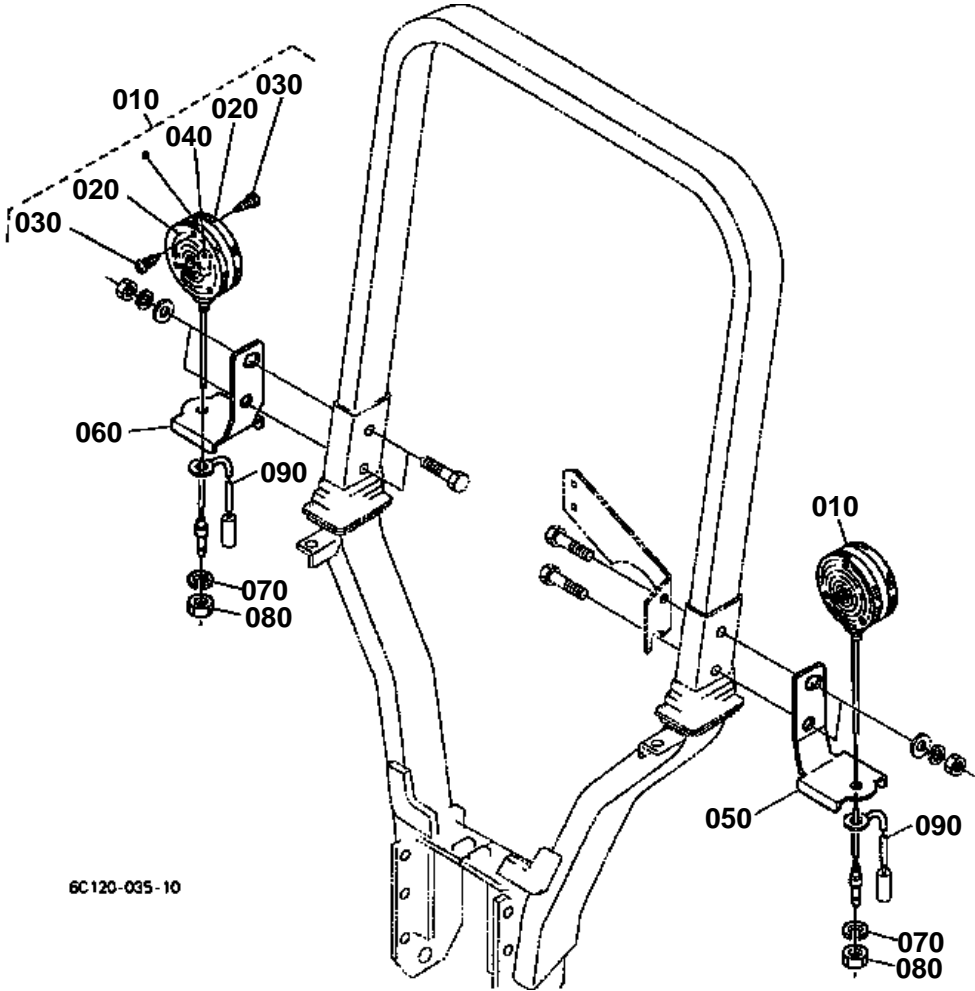


**HEAD LIGHT**

↔ Interchangeable; ≠ not interchangeable; ← new for old; → old for new

REF.No	Part No.	Description	Q'ty	S.No.	I/C	REMARKS	Weight (kgf)	Weight (lb)
010	6C090-55610	ASSY LIGHT HEAD	2	≤=31832		NOT SALE	0.13	0.286
010	6C090-55612	ASSY LIGHT HEAD	2	≥=31833	←		0	0
020	66591-55610	LAMP HEAD	2	≤=31832			0.15	0.33
020	66591-55614	LAMP HEAD	2	≥=31833	≠		0	0
030	6C040-55630	COMP.SOCKET	2				0.019	0.0418
040	66591-55630	BULB	2			15W	0.008	0.0176
050	03514-50512	SCREW TAPPING	4				0.003	0.0066
060	6C120-54180	ASSY GRILLE LIGHT	1				0.4	0.88
070	6C140-54200	MARK K	1	≤=30739			0.019	0.0418
070	6C140-54202	MARK K	1	≥=30740	≠		0.019	0.0418
080	6C040-54540	NUT	2	≤=30739			0.001	0.0022
080	6A100-54170	NUT	2	≥=30740	≠		0.001	0.0022
090	01125-60820	BOLT	3				0.015	0.033

HAZARD LIGHT [OLD TYPE]



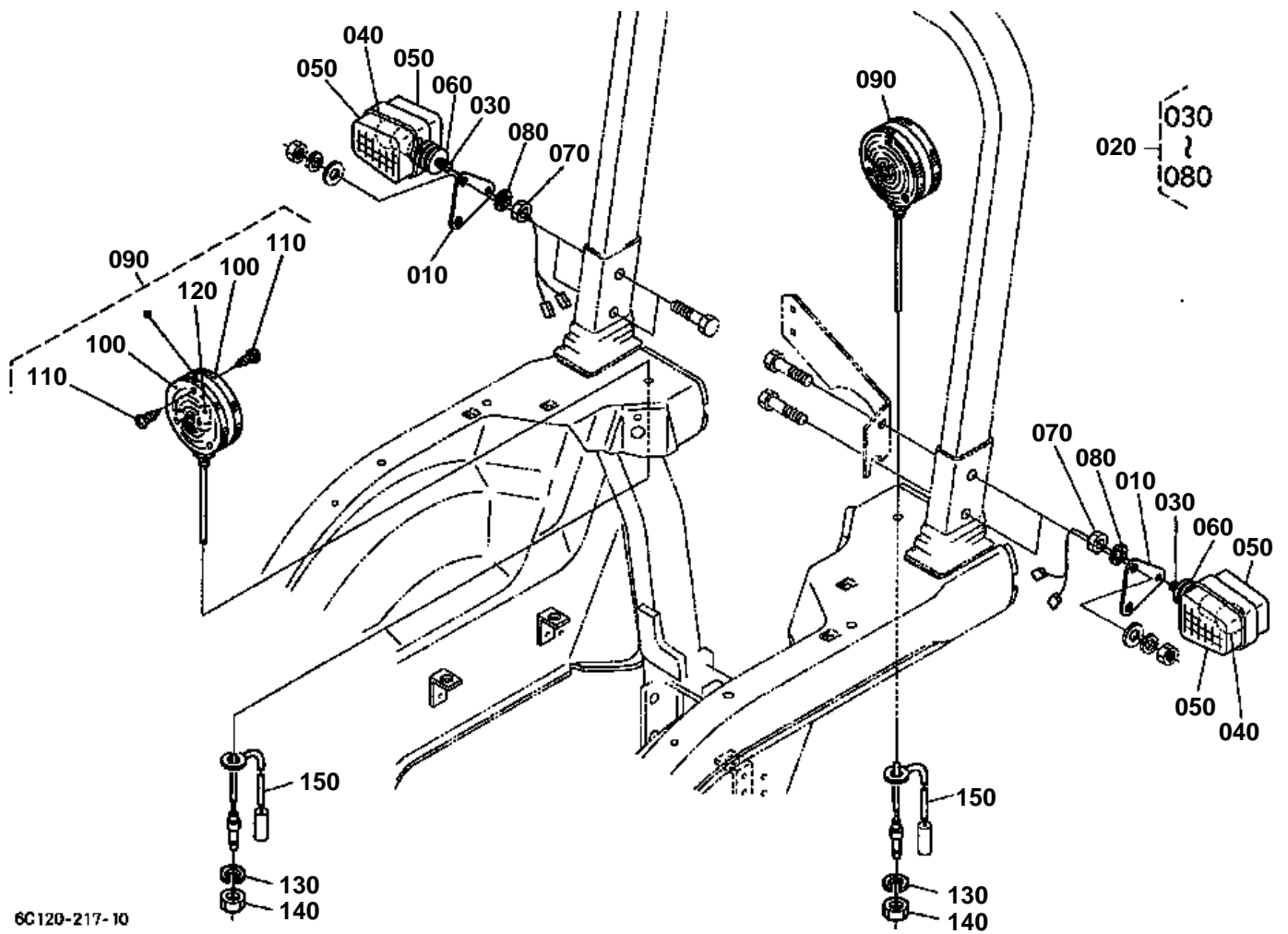


HAZARD LIGHT [OLD TYPE]
S.No.;<=32521

↔ Interchangeable; ≠ not interchangeable; ← new for old; → old for new

REF.No	Part No.	Description	Q'ty	S.No.	I/C	REMARKS	Weight (kgf)	Weight (lb)
010	32530-33610	ASSY LIGHT HAZARD	2				0.5	1.1
020	32530-91510	LENS HAZARD LIGHT	4				0.085	0.187
030	32530-91520	SCREW TAPPING	12				0.001	0.0022
040	32530-91530	BULB LIGHT	2			27W	0.02	0.044
050	6C140-54960	STAY HAZARD LIGHT LH	1				0.36	0.792
060	6C140-54970	STAY HAZARD LIGHT RH	1				0.36	0.792
070	04411-50100	WASHER TOOTHED	2				0.001	0.0022
080	02114-50100	NUT	2				0.005	0.011
090	6C040-55480	WIRE HARNESS	2				0.005	0.011

HAZARD LIGHT [NEW TYPE]



6C120-217-10

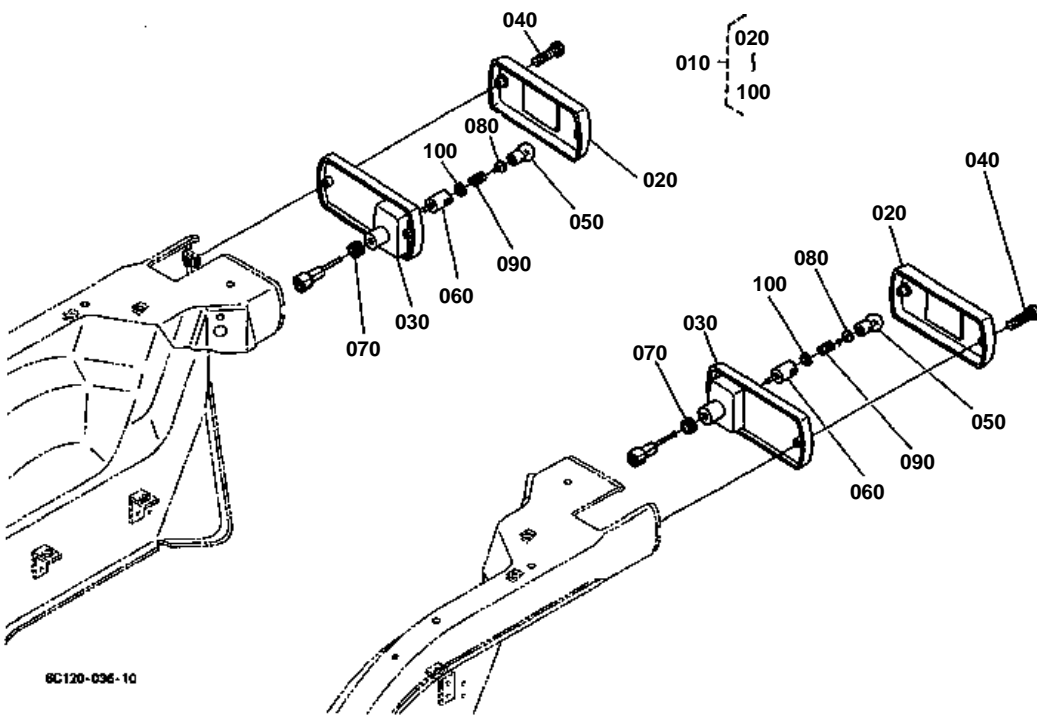


HAZARD LIGHT [NEW TYPE]
S.No.;>=32522

↔ Interchangeable; ≠ not interchangeable; ← new for old; → old for new

REF.No	Part No.	Description	Q'ty	S.No.	I/C	REMARKS	Weight (kgf)	Weight (lb)
010	6C140-54980	STAY HAZARD LIGHT	2				0	0
020	37410-52290	ASSY WINKER LAMP	2				0.145	0.319
030	37410-52710	ASSY BODY	2				0.055	0.121
040	37410-52720	BULB	2			12V20W	0.02	0.044
050	37410-52730	LENS	4				0.025	0.055
060	37410-52740	GASKET	2				0.025	0.055
070	02116-50100	NUT	2				0.004	0.0088
080	04411-50100	WASHER TOOTHED	2				0.001	0.0022
090	32530-33610	ASSY LIGHT HAZARD	2				0.5	1.1
100	32530-91510	LENS HAZARD LIGHT	4				0.085	0.187
110	32530-91520	SCREW TAPPING	12				0.001	0.0022
120	32530-91530	BULB LIGHT	2			27W	0.02	0.044
130	04411-50100	WASHER TOOTHED	2				0.001	0.0022
140	02114-50100	NUT	2				0.005	0.011
150	6C040-55480	WIRE HARNESS	2				0.005	0.011

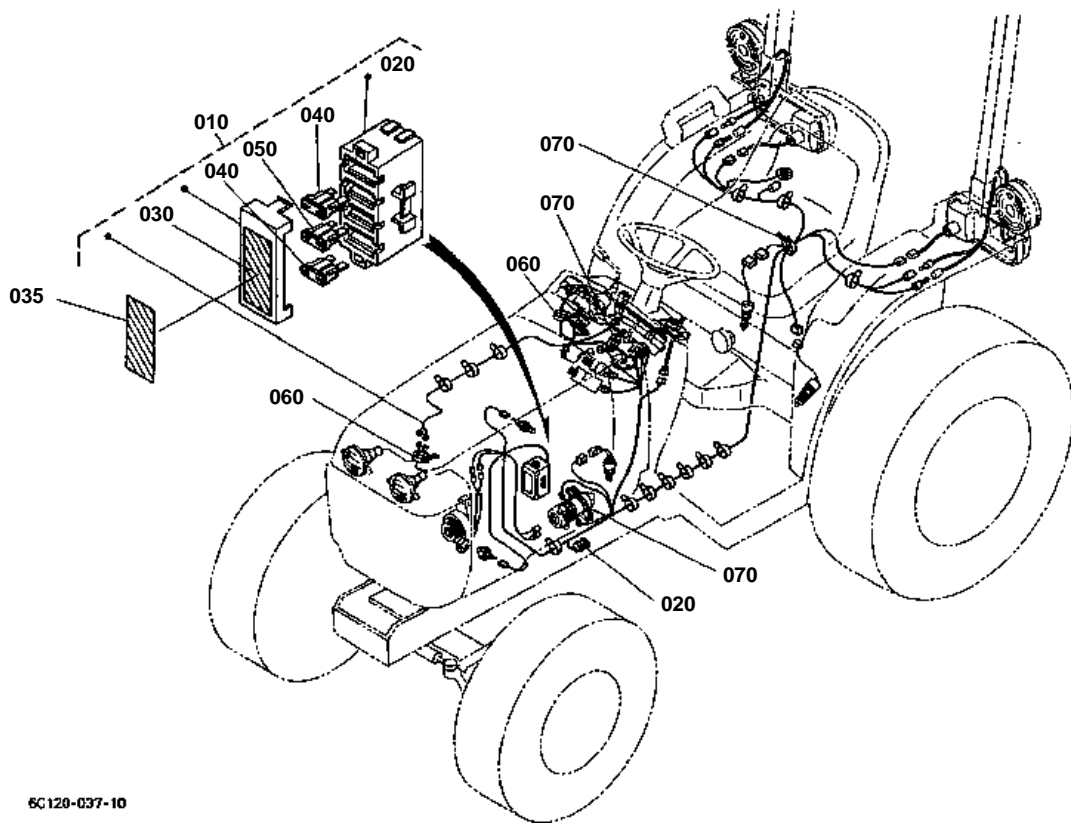
TAIL LIGHT



**TAIL LIGHT**

↔ Interchangeable; ≠ not interchangeable; ← new for old; → old for new

REF.No	Part No.	Description	Q'ty	S.No.	I/C	REMARKS	Weight (kgf)	Weight (lb)
010	6C040-55490	ASSY LIGHT TAIL	2				0.21	0.462
020	6C040-92200	ASSY LENS	2				0.1	0.22
030	6C040-92120	BODY	2				0.065	0.143
040	6C040-92140	SCREW	4				0.007	0.0154
050	6C040-92150	BULB	2			8W	0.006	0.0132
060	6C040-92160	SOCKET	2				0.007	0.0154
070	6C040-92170	BUSH RUBBER	2				0.001	0.0022
080	6C040-92180	INSULATOR	2				0.001	0.0022
090	6C040-92190	SPRING	2				0.001	0.0022
100	6C040-92210	WASHER	2				0.001	0.0022



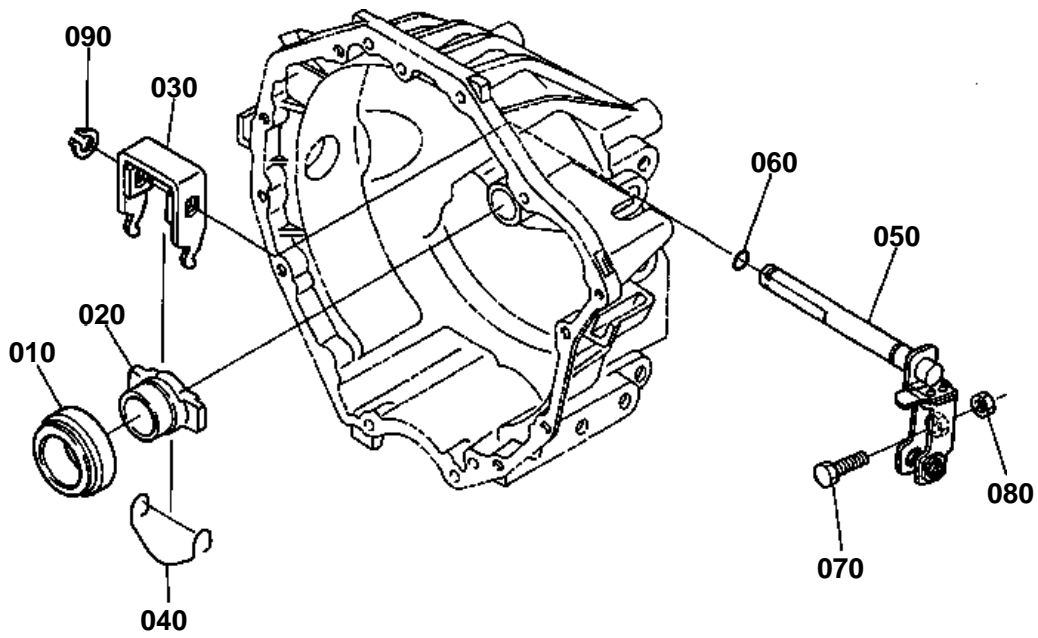
6C120-037-10

**ELECTRICAL WIRING [MANUAL T/M TYPE]**

↔ Interchangeable; ≠ not interchangeable; ← new for old; → old for new

REF.No	Part No.	Description	Q'ty	S.No.	I/C	REMARKS	Weight (kgf)	Weight (lb)
010	6C120-55460	ASSY WIRE HARNESS	1	<=32521			1.04	2.288
010	6C120-55463	ASSY WIRE HARNESS	1	>=32522	≠		1.04	2.288
020	1G111-65720	FUSE	1			30A	0.009	0.0198
030	6C090-47490	LABEL FUSE BOX	1			ENGLISH	0.001	0.0022
035	6C091-47490	LABEL FUSE	1			FRENCH	0.001	0.0022
040	48100-55880	FUSE AUTO	2			10A	0.01	0.022
050	52200-41620	FUSE AUTO	1			15A	0.003	0.0066
060	53581-64150	BAND CORD	2				0.002	0.0044
070	55311-41260	BAND CORD	3				0.007	0.0154

CLUTCH ROD



6C040-018-11

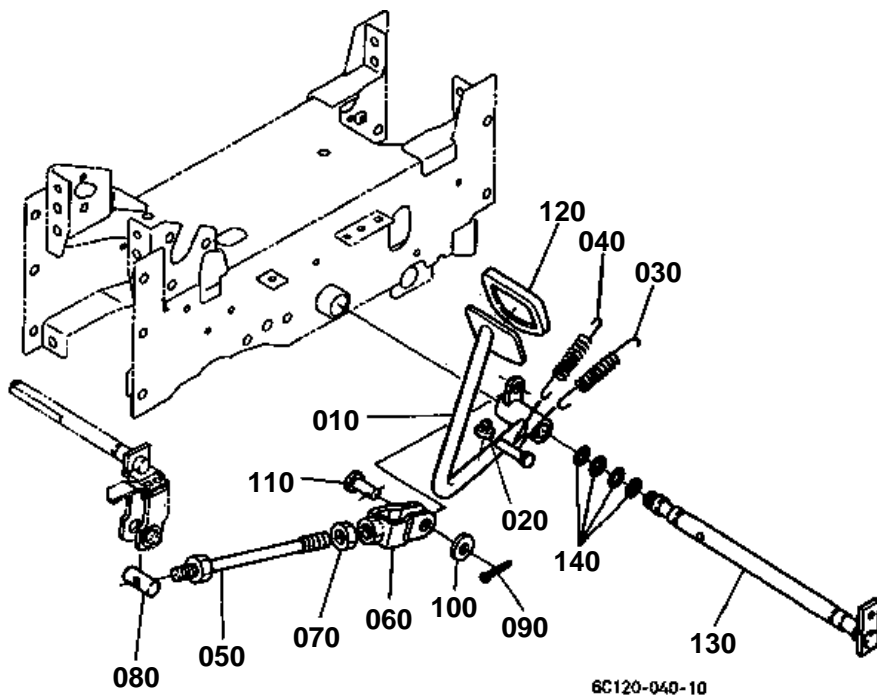


CLUTCH ROD

↔ Interchangeable; ≠ not interchangeable; ← new for old; → old for new

REF.No	Part No.	Description	Q'ty	S.No.	I/C	REMARKS	Weight (kgf)	Weight (lb)
010	6C040-13210	BEARING RELEASE	1				0.157	0.3454
020	6C040-13220	HOLDER BEARING	1				0.142	0.3124
030	6C040-13230	FORK CLUTCH RELEASE	1				0.22	0.484
040	6C040-13240	SPRING	1				0.003	0.0066
050	6C040-13257	SHAFT CLUTCH ROD	1				0.37	0.814
060	04811-10140	O RING	1				0.001	0.0022
070	66711-13320	BOLT ADJUSTING	1				0.028	0.0616
080	02118-50100	NUT	1				0.005	0.011
090	04612-00160	CIR CLIP EXTERNAL	1				0.001	0.0022

CLUTCH PEDAL



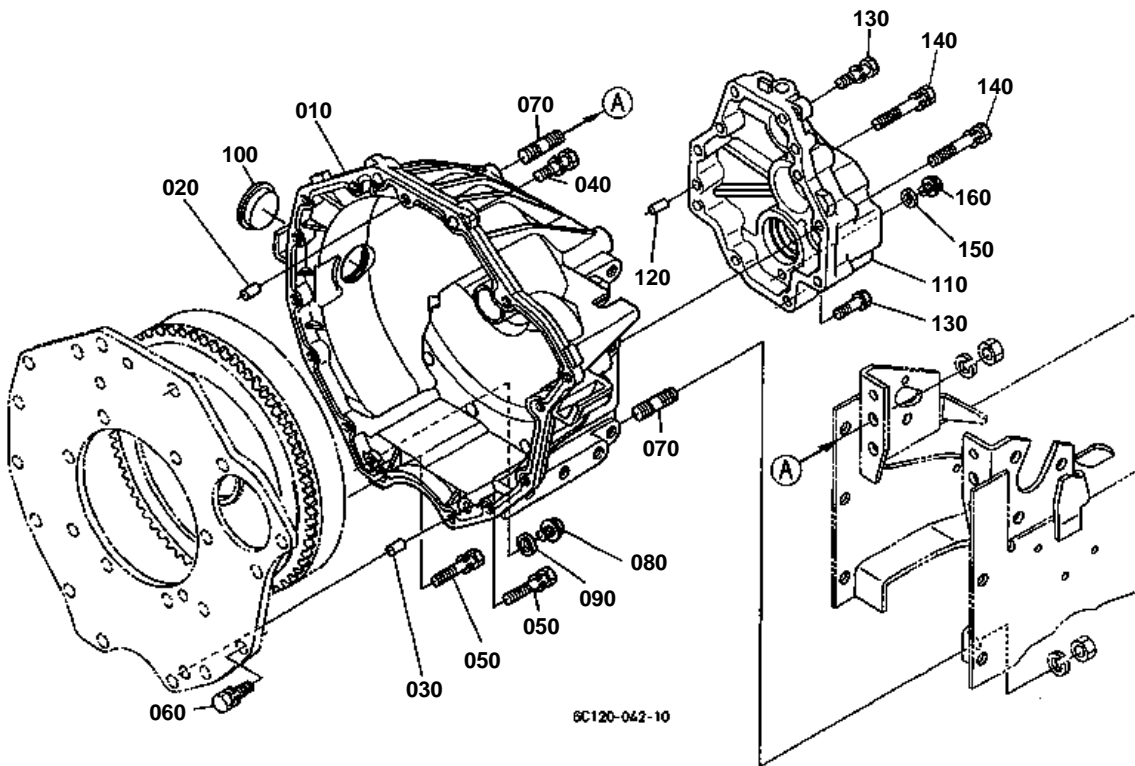


CLUTCH PEDAL

↔ Interchangeable; ≠ not interchangeable; ← new for old; → old for new

REF.No	Part No.	Description	Q'ty	S.No.	I/C	REMARKS	Weight (kgf)	Weight (lb)
010	6C040-42135	PEDAL CLUTCH	1				1.68	3.696
020	6C040-42342	CUSHION	1				0.005	0.011
030	6C040-42150	SPRING	1				0.157	0.3454
040	6C040-42160	SPRING	1				0.05	0.11
050	6C040-42113	ROD CLUTCH	1				0.255	0.561
060	6C040-42120	U JOINT	1				0.118	0.2596
070	37720-28990	NUT	1				0.008	0.0176
080	6C040-42142	PIN CLUTCH ROD	1				0.034	0.0748
090	05511-50322	PIN SPLIT	1				0.002	0.0044
100	04013-60100	WASHER PLAIN	1				0.004	0.0088
110	05122-51025	PIN JOINT	1				0.017	0.0374
120	37410-44120	COVER PEDAL	1				0.08	0.176
130	6C040-42310	SHAFT PEDAL	1				1.68	3.696
140	04811-00210	O RING	4				0.001	0.0022
140	04816-00210	O RING	4		←		0.004	0.0088

CLUTCH HOUSING



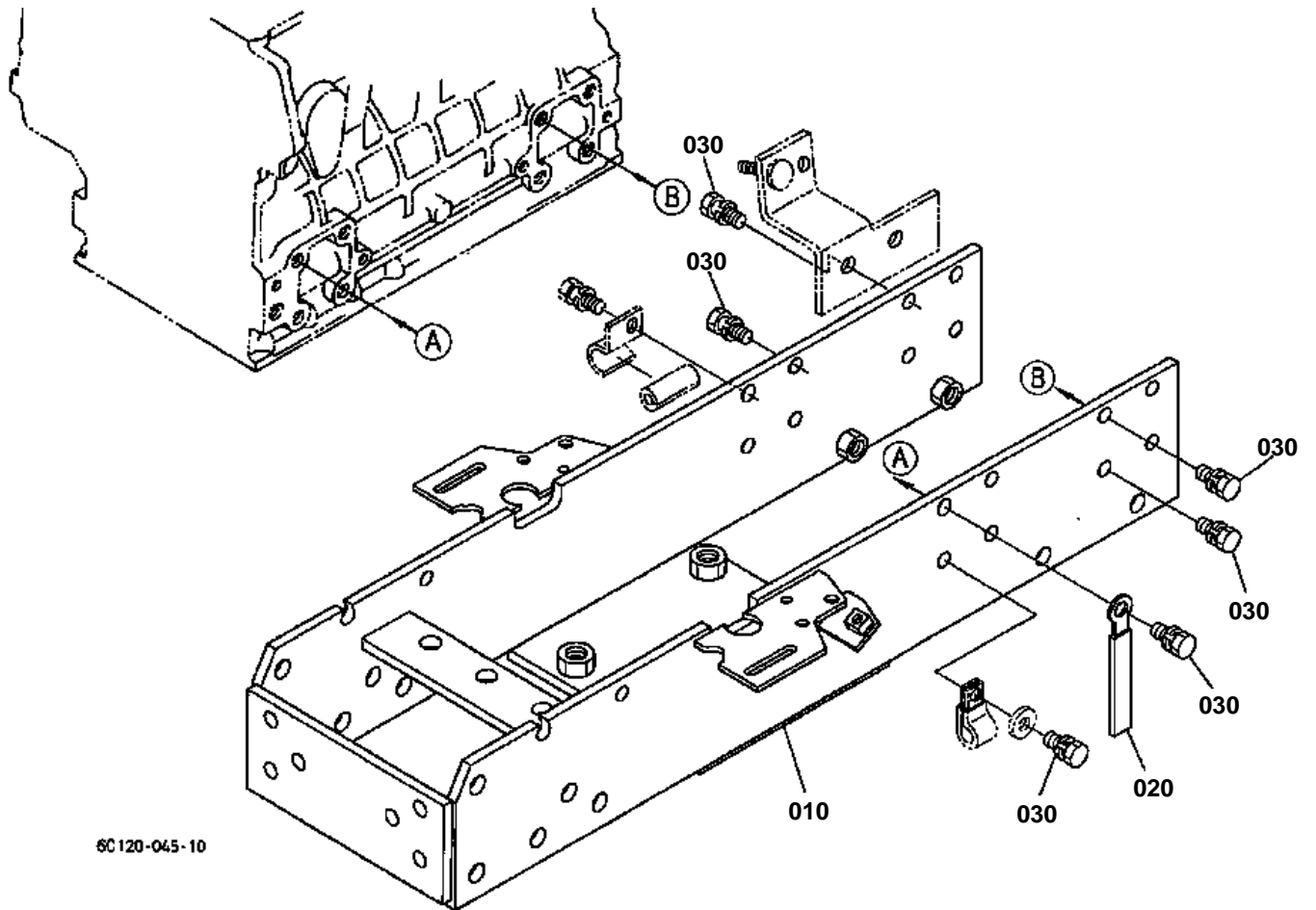


CLUTCH HOUSING

↔ Interchangeable; ≠ not interchangeable; ← new for old; → old for new

REF.No	Part No.	Description	Q'ty	S.No.	I/C	REMARKS	Weight (kgf)	Weight (lb)
010	6C040-13114	HOUSING CLUTCH	1				5.2	11.44
020	05012-00814	PIN STRAIGHT	1				0.006	0.0132
030	66611-11160	PIN KNOCK	1				0.01	0.022
040	01133-51045	BOLT	2				0.034	0.0748
050	01123-50845	BOLT	2				0.02	0.044
060	01123-50830	BOLT	9				0.015	0.033
070	01555-51225	STUD	4				0.039	0.0858
080	01754-50812	BOLT FLANGE	1				0.01	0.022
090	04717-00800	WASHER WITH RUBBER	1				0.001	0.0022
100	37410-13124	PLUG	1				0.02	0.044
110	6C140-13120	COVER CLUTCH HOUSING	1	<=30736			1.06	2.332
110	6C110-13120	COVER CLUTCH HOUSING	1	>=30737	≠		1.04	2.288
120	05012-00614	PIN STRAIGHT	2				0.004	0.0088
130	01123-50835	BOLT	4				0.02	0.044
140	01123-50850	BOLT	6				0.02	0.044
150	04717-01000	WASHER WITH RUBBER	1				0.001	0.0022
160	01774-51010	BOLT FLANGE	1				0.08	0.176

FRONT FRAME



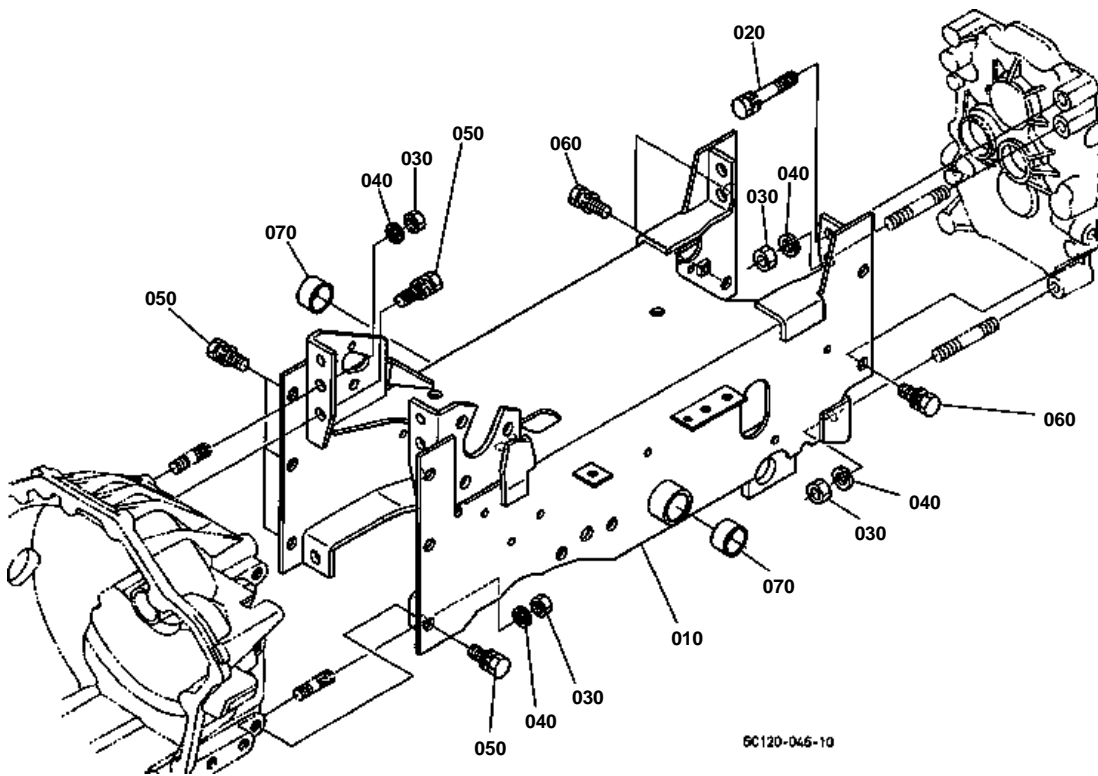
6C120-045-10



FRONT FRAME

↔ Interchangeable; ≠ not interchangeable; ← new for old; → old for new

REF.No	Part No.	Description	Q'ty	S.No.	I/C	REMARKS	Weight (kgf)	Weight (lb)
010	6C120-51212	COMP.FRAME FRONT	1				18.3	40.26
020	35340-29380	CLAMP CORD	1				0.01	0.022
030	01133-51025	BOLT	16				0.023	0.0506



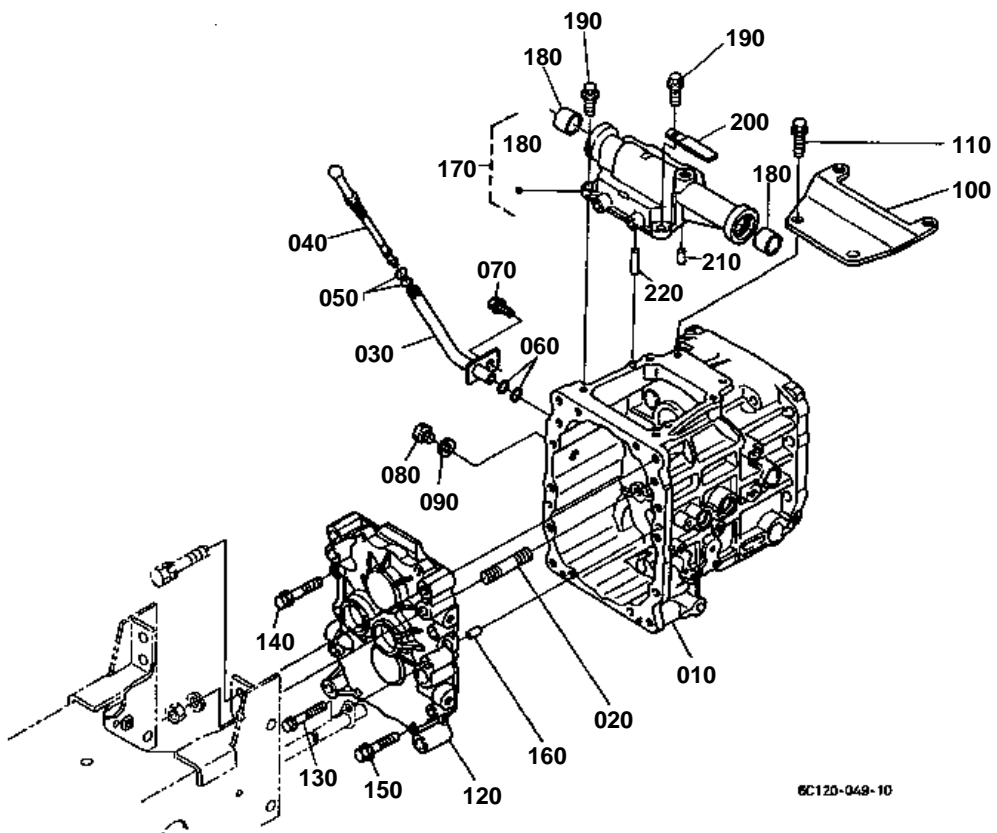


CENTER FRAME [MANUAL T/M TYPE]

↔ Interchangeable; ≠ not interchangeable; ← new for old; → old for new

REF.No	Part No.	Description	Q'ty	S.No.	I/C	REMARKS	Weight (kgf)	Weight (lb)
010	6C140-51113	COMP.FRAME CENTER	1				0	0
020	01123-51265	BOLT	2				0.063	0.1386
030	02174-50120	NUT	8				0.01	0.022
040	04512-60120	WASHER SPRING	8				0.005	0.011
050	01123-51230	BOLT	8				0.04	0.088
060	01123-61225	BOLT	4				0.04	0.088
070	08511-02515	BUSH	2				0.012	0.0264

TRANSMISSION CASE [MANUAL T/M TYPE]



6C120-049-10

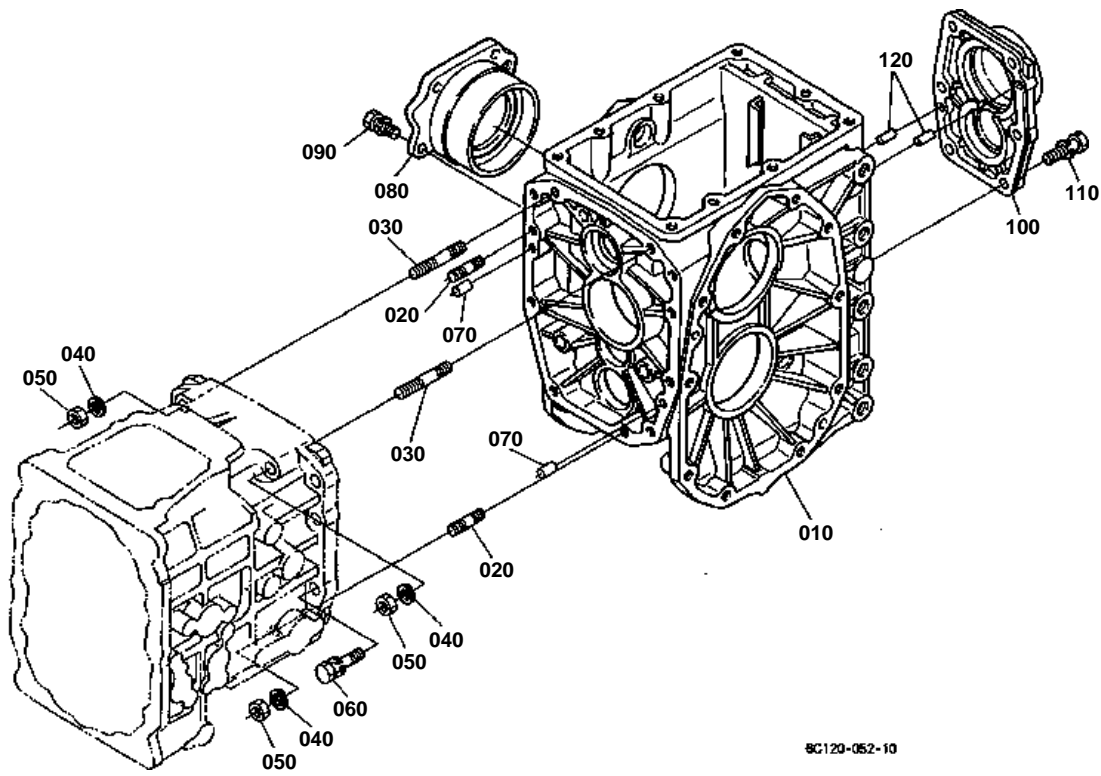


TRANSMISSION CASE [MANUAL T/M TYPE]

↔ Interchangeable; ≠ not interchangeable; ← new for old; → old for new

REF.No	Part No.	Description	Q'ty	S.No.	I/C	REMARKS	Weight (kgf)	Weight (lb)
010	6C040-11117	CASE TRANSMISSION	1				4.87	10.714
020	01555-51260	STUD	4				0.067	0.1474
030	6A320-11150	PIPE OIL GAUGE	1	≤31317			0	0
030	6A320-11152	PIPE OIL GAUGE	1	≥31318	←		0	0
040	6C040-11160	GAUGE OIL	1				0.01	0.022
050	04811-00070	O RING	2	≤31317			0	0
050	04811-00060	O RING	2	≥31318	←		0	0
050	04816-00060	O RING	2		←		0.001	0.0022
060	04811-00120	O RING	2				0	0
060	04816-00120	O RING	2		←		0.001	0.0022
070	01123-60816	BOLT	1				0.01	0.022
080	06311-55030	PLUG	1				0.05	0.11
090	04717-01700	WASHER WITH RUBBER	1				0.003	0.0066
100	6C040-11180	BRACKET	1				0.4	0.88
110	01123-51030	BOLT	2				0.025	0.055
120	6C040-12110	COVER FRONT	1				1	2.2
130	01123-51060	BOLT	1				0.05	0.11
140	01123-51050	BOLT	4				0.035	0.077
150	01123-51040	BOLT	5				0.03	0.066
160	05012-00614	PIN STRAIGHT	2				0.004	0.0088
170	6C120-12400	ASSY COVER UPPER	1				0.6	1.32
180	08511-02020	BUSH	2				0.01	0.022
190	01123-50830	BOLT	4				0.015	0.033
200	13824-67580	CLAMP CORD	1				0.006	0.0132
210	05012-00614	PIN STRAIGHT	1				0.004	0.0088
220	05012-00632	PIN STRAIGHT	1				0.009	0.0198

DIFFERENTIAL GEAR CASE



8C120-052-10

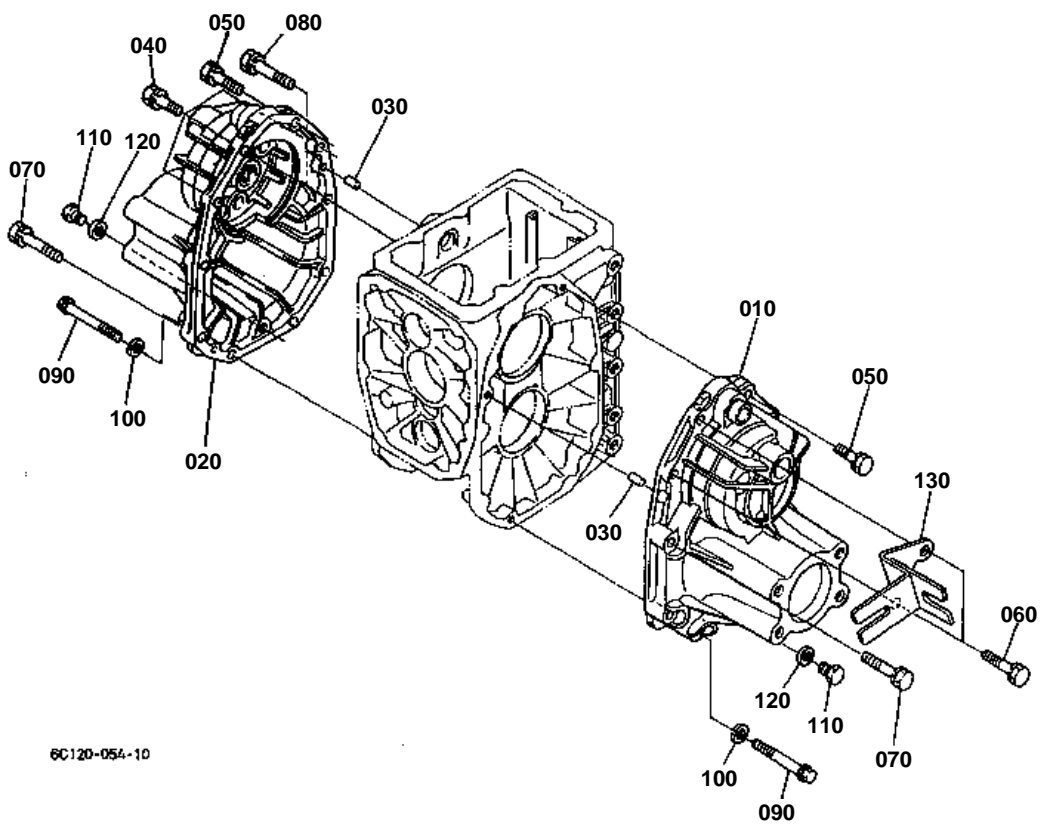


DIFFERENTIAL GEAR CASE

↔ Interchangeable; ≠ not interchangeable; ← new for old; → old for new

REF.No	Part No.	Description	Q'ty	S.No.	I/C	REMARKS	Weight (kgf)	Weight (lb)
010	6C040-11174	CASE DIFF.GEAR	1				7.3	16.06
020	01555-51035	STUD	2				0.029	0.0638
030	01555-51065	STUD	2				0.048	0.1056
040	04512-60100	WASHER SPRING	4				0.002	0.0044
050	02176-50100	NUT	4				0.005	0.011
060	01123-51040	BOLT	7				0.03	0.066
070	05012-00614	PIN STRAIGHT	2				0.004	0.0088
080	66611-11812	HOLDER DIFF.BRG.RH	1				0.72	1.584
090	01123-50822	BOLT	4				0.012	0.0264
100	6A100-12213	COVER REAR	1				0.37	0.814
110	01123-51030	BOLT	6				0.025	0.055
120	05012-00614	PIN STRAIGHT	2				0.004	0.0088

REAR AXLE CASE



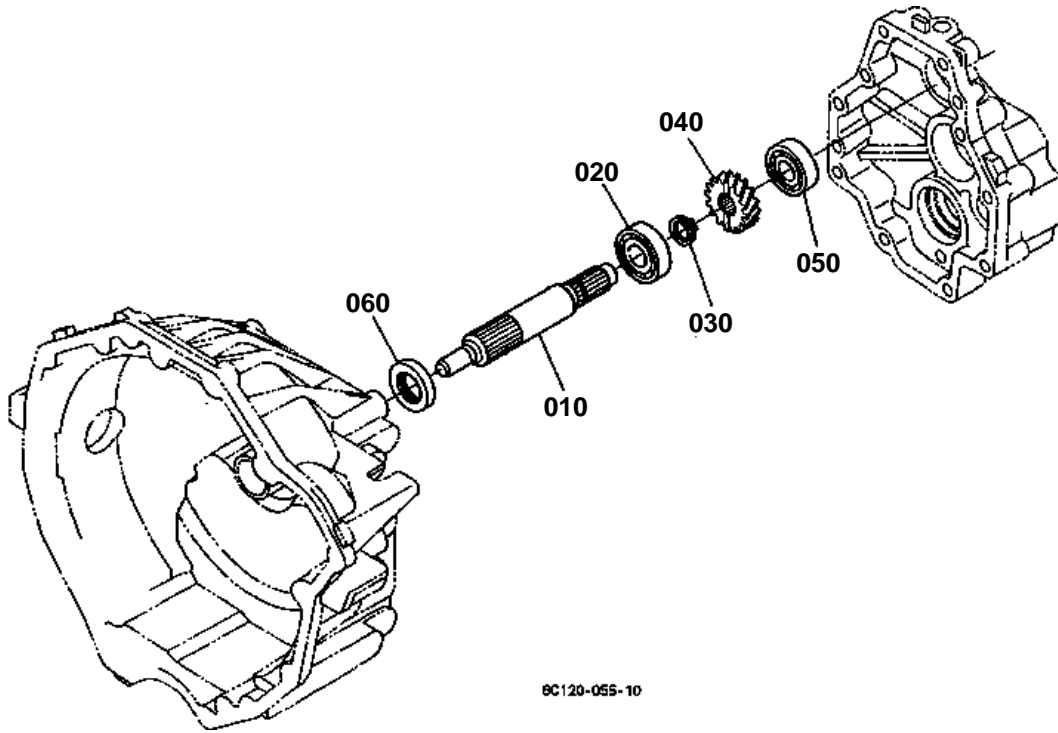
6C120-054-10

**REAR AXLE CASE**

↔ Interchangeable; ≠ not interchangeable; ← new for old; → old for new

REF.No	Part No.	Description	Q'ty	S.No.	I/C	REMARKS	Weight (kgf)	Weight (lb)
010	K3511-12620	CASE AXLE RH	1			DESCRIPTION LH BUT FOR RH	2.32	5.104
020	K3511-12610	CASE AXLE LH	1			DESCRIPTION RH BUT FOR LH	2.42	5.324
030	05012-00614	PIN STRAIGHT	4				0.004	0.0088
040	01123-51035	BOLT	3				0.025	0.055
050	01123-51035	BOLT	3				0.025	0.055
060	01123-51035	BOLT	2				0.025	0.055
070	01123-51050	BOLT	9				0.035	0.077
080	01123-51050	BOLT	1				0.035	0.077
090	01173-51080	BOLT	2				0.049	0.1078
100	04512-60100	WASHER SPRING	2				0.002	0.0044
110	01774-51212	BOLT FLANGE	2				0.028	0.0616
120	04717-01200	WASHER WITH RUBBER	2				0.002	0.0044
130	6C120-42650	STAY NEUTRAL SWITCH	1				0.22	0.484

CLUTCH SHAFT



8C120-055-10

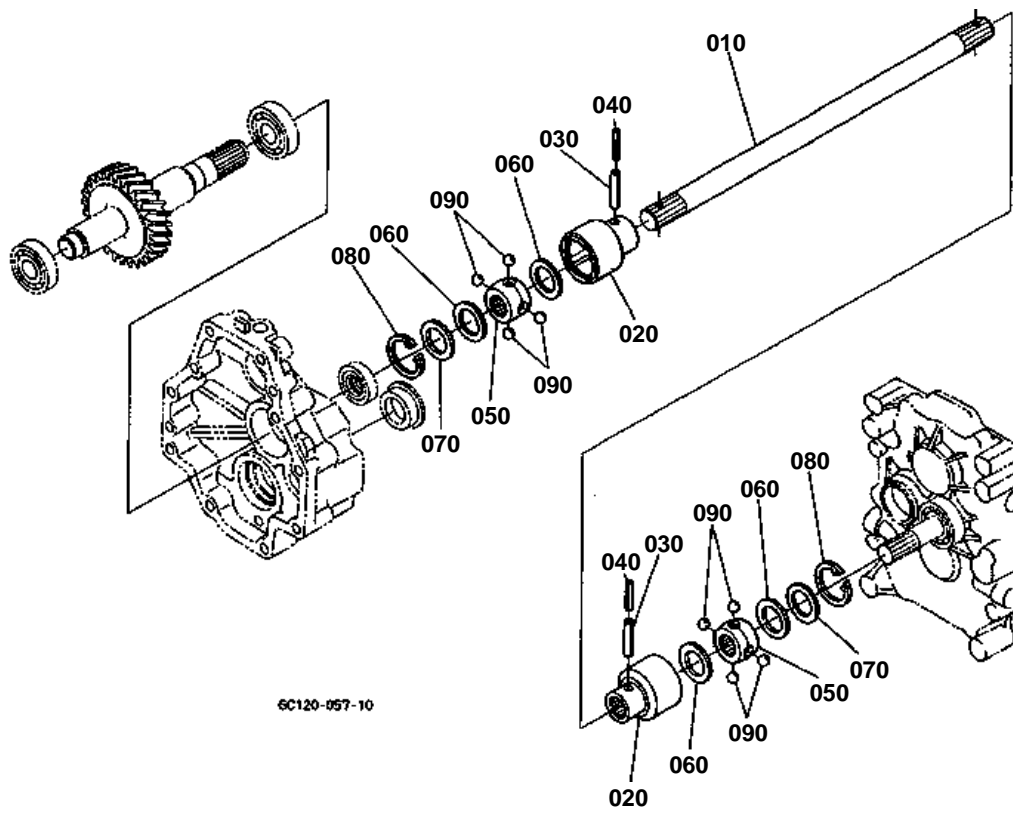


CLUTCH SHAFT

↔ Interchangeable; ≠ not interchangeable; ← new for old; → old for new

REF.No	Part No.	Description	Q'ty	S.No.	I/C	REMARKS	Weight (kgf)	Weight (lb)
010	6C040-13514	SHAFT CLUTCH	1				0.5	1.1
020	52300-16180	BEARING	1				0.05	0.11
030	04612-00200	CIR CLIP EXTERNAL	1				0.001	0.0022
040	6C040-13520	GEAR CLUTCH SHAFT	1			16T	0.165	0.363
050	08101-06203	BEARING BALL	1				0.063	0.1386
060	6C040-13530	SEAL OIL	1				0.012	0.0264

PROPELLER SHAFT [MANUAL T/M TYPE]



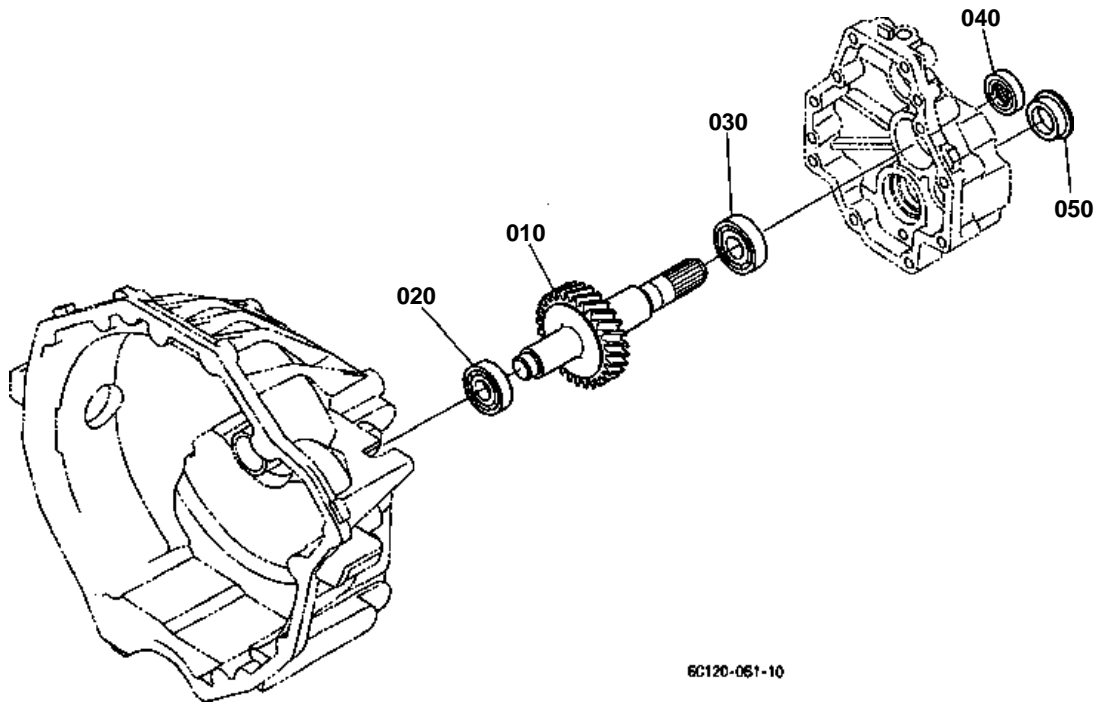
6C120-057-10



PROPELLER SHAFT [MANUAL T/M TYPE]

↔ Interchangeable; ≠ not interchangeable; ← new for old; → old for new

REF.No	Part No.	Description	Q'ty	S.No.	I/C	REMARKS	Weight (kgf)	Weight (lb)
010	6C140-13650	SHAFT PROPELLER	1				0.935	2.057
020	67111-13710	COUPLING BALL OUTER	2				0.225	0.495
030	05411-00640	PIN SPRING	2				0.006	0.0132
040	32721-57680	PIN SPRING	2				0.002	0.0044
050	67211-14133	COUPLING BALL INNER	2				0.075	0.165
060	67111-13730	GASKET BALL JOINT	4				0.002	0.0044
070	67111-13740	SUPPORT GASKET	2				0.004	0.0088
080	04611-00350	CIR CLIP INTERNAL	2				0.003	0.0066
090	07715-00803	BALL	8				0.004	0.0088



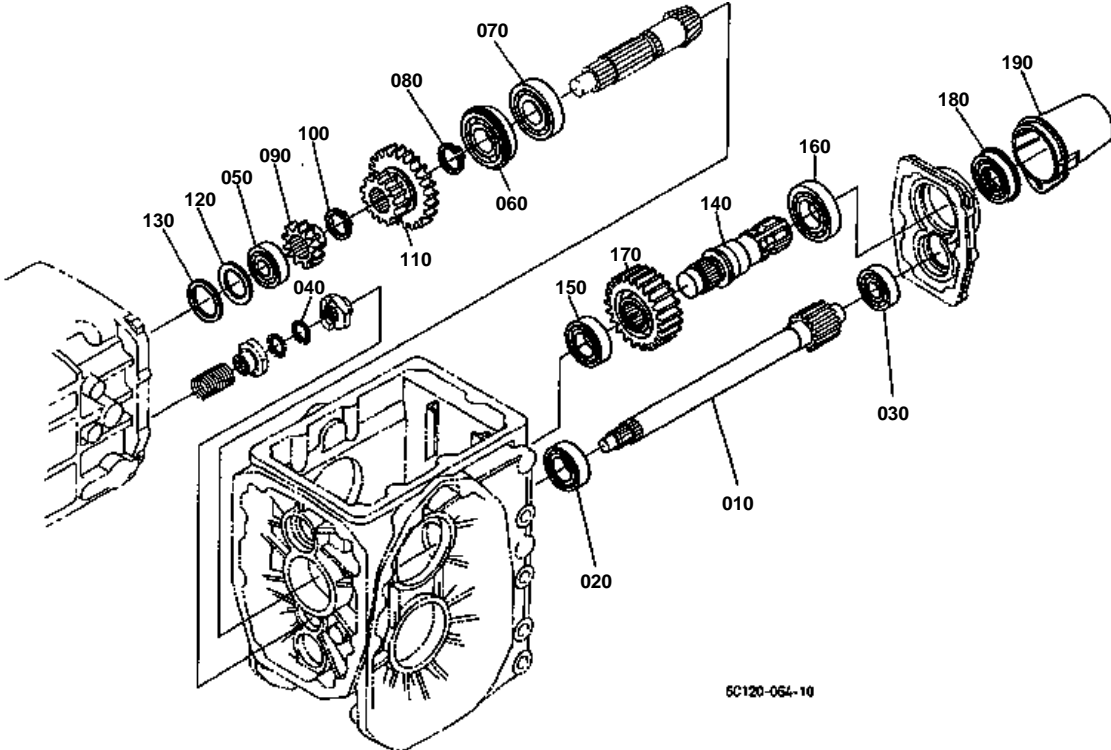
6C120-061-10



FRONT SHAFT [MANUAL T/M TYPE]

↔ Interchangeable; ≠ not interchangeable; ← new for old; → old for new

REF.No	Part No.	Description	Q'ty	S.No.	I/C	REMARKS	Weight (kgf)	Weight (lb)
010	6C140-13610	SHAFT FRONT	1			27T	1.03	2.266
020	67211-14220	BEARING BALL	1				0.07	0.154
030	08101-06204	BEARING BALL	1				0.102	0.2244
040	66363-39560	SEAL OIL	1				0.01	0.022
050	6A100-12180	PLUG	1				0.022	0.0484



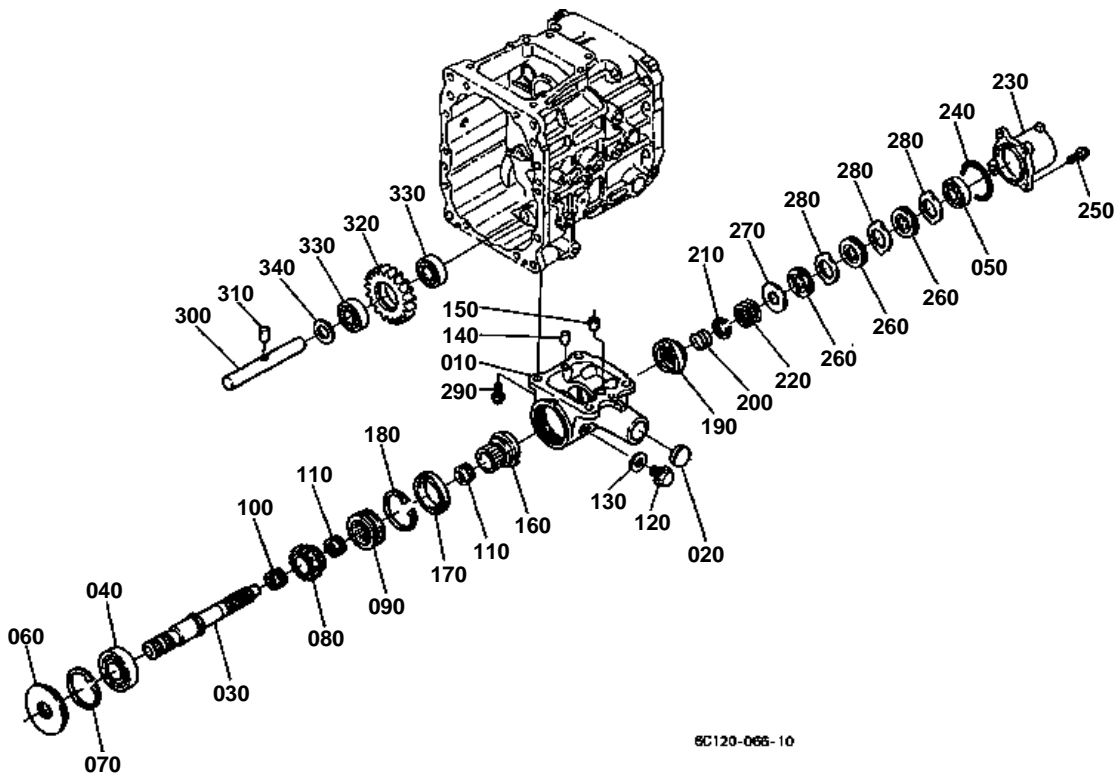
5C120-064-10



PTO SHAFT [MANUAL T/M TYPE]

↔ Interchangeable; ≠ not interchangeable; ← new for old; → old for new

REF.No	Part No.	Description	Q'ty	S.No.	I/C	REMARKS	Weight (kgf)	Weight (lb)
010	6C040-14510	GEAR-SHAFT	1			11T	0.5	1.1
020	67121-56770	BEARING BALL	1				0.127	0.2794
030	67955-14170	BEARING BALL	1				0.114	0.2508
040	04612-00190	CIR CLIP EXTERNAL	1				0.001	0.0022
050	08221-07303	BEARING BALL	1				0.116	0.2552
060	38430-21590	BEARING BALL	1				0.25	0.55
070	64441-22170	BEARING BALL	1				0.24	0.528
080	32721-14660	CIR CLIP EXTERNAL	1				0.005	0.011
090	6C040-14650	GEAR 4WD	1			13T	0.093	0.2046
100	04612-00250	CIR CLIP EXTERNAL	1				0.002	0.0044
110	6C040-14620	GEAR	1			13-32T	0.452	0.9944
120	66591-14720	SPACER	1				0.002	0.0044
130	66611-14670	SHIM	1			1.40mm	0.008	0.0176
130	66611-14680	SHIM	1			1.80mm	0.01	0.022
130	66611-14690	SHIM	1			0.20mm	0.001	0.0022
140	37410-16510	SHAFT PTO	1				0.79	1.738
150	67121-56770	BEARING BALL	1				0.127	0.2794
160	6C040-14730	BEARING BALL	1				0.15	0.33
170	6C040-14720	GEAR	1			24T	0.68	1.496
180	37410-16550	SEAL OIL	1				0.03	0.066
190	37410-63112	CAP PTO SHAFT	1				0.055	0.121



6C120-066-10

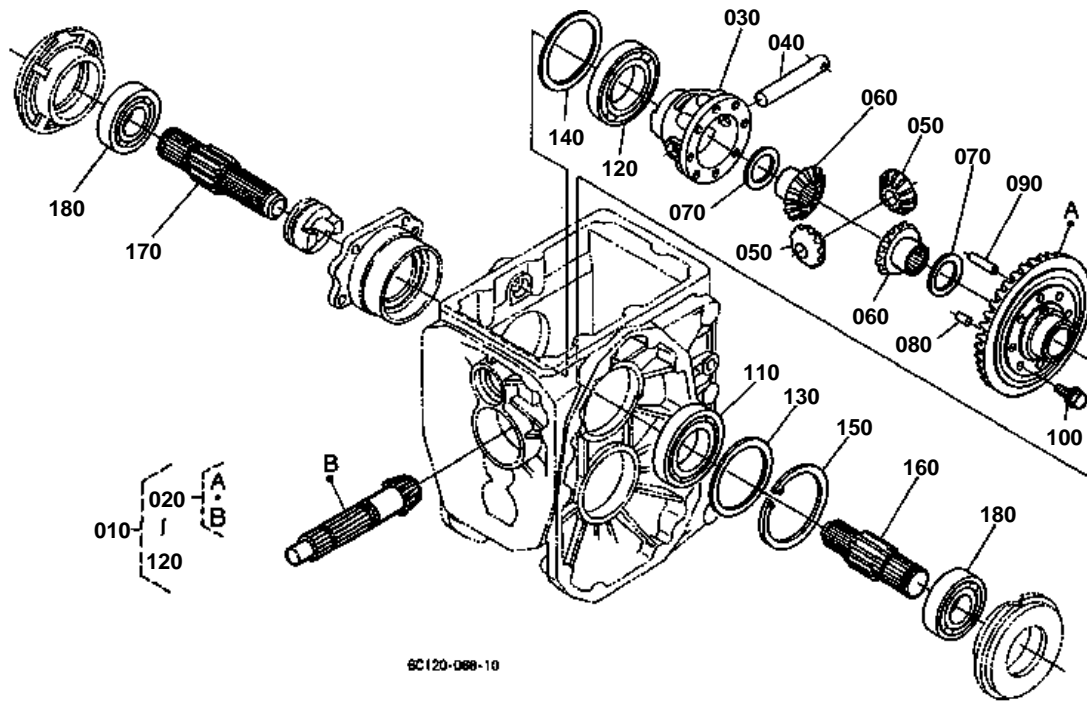


MID PTO [MANUAL T/M TYPE]

↔ Interchangeable; ≠ not interchangeable; ← new for old; → old for new

REF.No	Part No.	Description	Q'ty	S.No.	I/C	REMARKS	Weight (kgf)	Weight (lb)
010	6C040-21210	CASE MID PTO	1				0.46	1.012
020	16241-96262	PLUG FUEL CAMSHAFT	1				0.007	0.0154
030	6C040-21230	SHAFT MID PTO	1				0.5	1.1
040	08101-06205	BEARING BALL	1				0.14	0.308
050	08101-06203	BEARING BALL	1				0.063	0.1386
060	32430-25540	SEAL OIL MID PTO	1				0.04	0.088
070	04611-00520	CIR CLIP INTERNAL	1				0.009	0.0198
080	6C040-21243	GEAR MID PTO	1			11T	0.12	0.264
090	6C120-21270	COUPLING MID PTO	1				0.14	0.308
100	08822-02413	BEARING NEEDLE	1				0.01	0.022
110	08822-02410	BEARING NEEDLE	2				0.015	0.033
120	01774-51212	BOLT FLANGE	1				0.028	0.0616
130	04717-01200	WASHER WITH RUBBER	1				0.002	0.0044
140	05012-00614	PIN STRAIGHT	1				0.004	0.0088
150	66116-11190	PIPE KNOCK	1				0.002	0.0044
160	6C040-21312	CAM ONE WAY CLUTCH	1				0.189	0.4158
170	6C040-21330	BEARING BALL	1				0.03	0.066
180	04611-00520	CIR CLIP INTERNAL	1				0.009	0.0198
190	6C040-14520	CAM ONE WAY CLUTCH	1				0.144	0.3168
200	6C040-21360	SPRING	1				0.003	0.0066
210	04612-00200	CIR CLIP EXTERNAL	1				0.001	0.0022
220	6C040-21370	SPRING	1				0.018	0.0396
230	6C040-21410	CASE ONE WAY	1				0.15	0.33
240	04811-06500	O RING	1				0	0
240	04816-06500	O RING	1		←		0.003	0.0066
250	01123-50830	BOLT	4				0.015	0.033
260	6C040-21420	DISK FRICTION	3				0.008	0.0176
270	6C040-21430	PLATE FRICTION	1				0.006	0.0132
280	6C040-21440	PLATE SEPARATOR	3				0.006	0.0132
290	01123-51035	BOLT	4				0.025	0.055
300	6C090-21250	SHAFT IDLE	1				0.22	0.484
310	05411-00616	PIN SPRING	1				0.002	0.0044
320	6C120-21220	GEAR M-PTO	1			19T	0.3	0.66
330	6C120-21230	BEARING BALL	2				0.038	0.0836
340	41142-43470	COLLAR THRUST	1				0.005	0.011

REAR DIFFERENTIAL

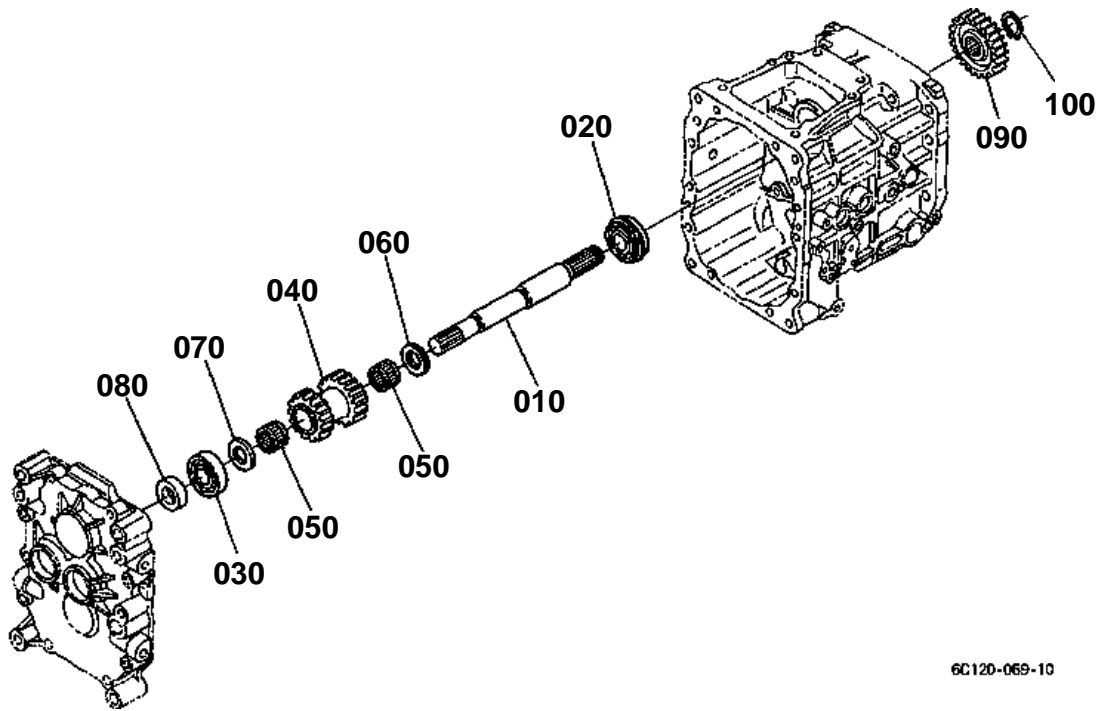


6C120-D68-10

**REAR DIFFERENTIAL**

↔ Interchangeable; ≠ not interchangeable; ← new for old; → old for new

REF.No	Part No.	Description	Q'ty	S.No.	I/C	REMARKS	Weight (kgf)	Weight (lb)
010	6C140-97910	ASSY DIFFERENTIAL	1				0	0
020	6C040-97920	ASSY GEAR BEVEL	1			6-37T	1.97	4.334
030	6C040-14970	CASE DIFFERENTIAL	1				0.7	1.54
040	67711-14912	SHAFT DIFF.PINION	1				0.14	0.308
050	67711-14920	PINION DIFF.	2			12T	0.11	0.242
060	6C040-14930	GEAR DIFF.SIDE	2			14T	0.165	0.363
070	67211-15170	SHIM	2			0.80mm	0.008	0.0176
070	67211-15160	SHIM	2			1.00mm	0.01	0.022
070	67211-15180	SHIM	2			1.20mm	0.01	0.022
080	66591-14792	PIN KNOCK	1				0.003	0.0066
090	66591-14783	PIN STRAIGHT	1				0.01	0.022
100	67810-56680	BOLT UBS	6				0.013	0.0286
110	6C140-14990	BEARING BALL	1				0	0
110	08101-06009	BEARING BALL	1		↔		0.22	0.484
120	6C140-14980	BEARING BALL	1				0	0
130	66591-14990	SHIM DIFF.SIDE	1			0.20mm	0.002	0.0044
130	66591-14980	SHIM DIFF.SIDE	1			0.50mm	0.005	0.011
140	66611-15150	SHIM DIFF.SIDE	1			0.20mm	0.002	0.0044
140	66611-15140	SHIM DIFF.SIDE	1			0.50mm	0.006	0.0132
150	04611-00750	CIR CLIP INTERNAL	1				0.019	0.0418
160	6C040-14940	SHAFT DIFF.GEAR LH	1				0.62	1.364
170	6C040-14950	SHAFT DIFF.GEAR RH	1				0.72	1.584
180	08101-06306	BEARING BALL	2				0.335	0.737



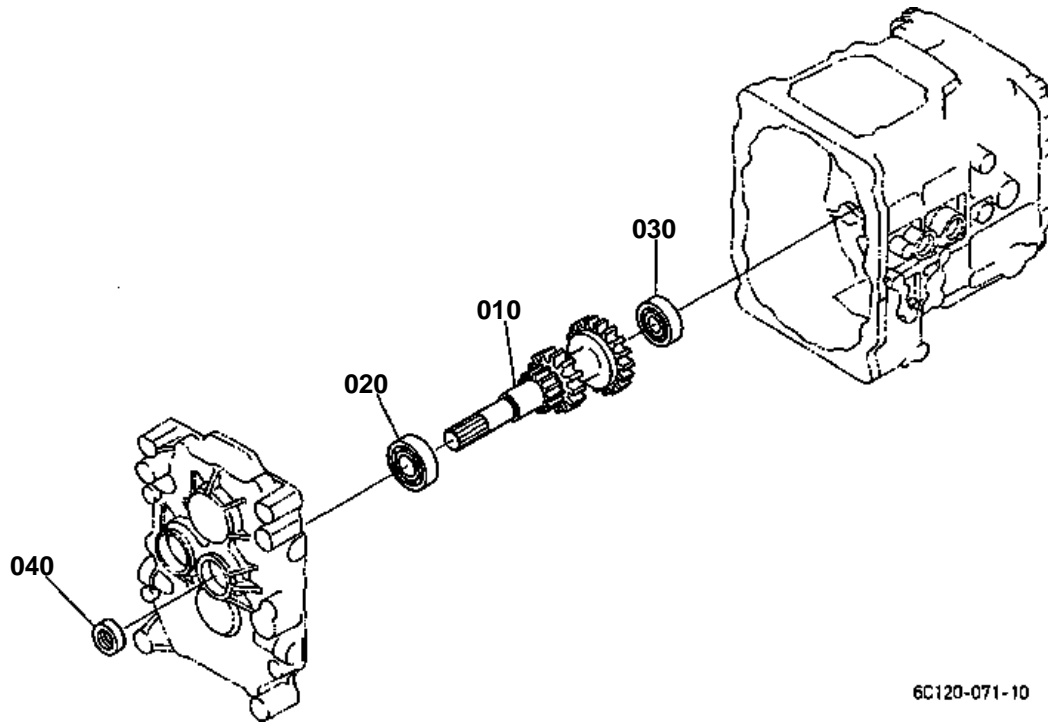
6C120-069-10



FRONT WHEEL PROPELLER SHAFT [MANUAL T/M TYPE]

↔ Interchangeable; ≠ not interchangeable; ← new for old; → old for new

REF.No	Part No.	Description	Q'ty	S.No.	I/C	REMARKS	Weight (kgf)	Weight (lb)
010	6C040-14810	SHAFT 4WD	1				0.659	1.4498
020	08151-06204	BEARING BALL	1				0.11	0.242
030	08101-06204	BEARING BALL	1				0.102	0.2244
040	6C040-14820	GEAR REVERSE	1			16-20T	0.5	1.1
050	67061-14240	BEARING NEEDLE	2				0.03	0.066
060	62231-14520	COLLAR	1				0.005	0.011
070	67950-14250	COLLAR	1				0.01	0.022
080	09500-20358	SEAL OIL	1				0.01	0.022
090	6C040-14840	GEAR 4WD	1			20T	0.23	0.506
100	04612-00190	CIR CLIP EXTERNAL	1				0.001	0.0022



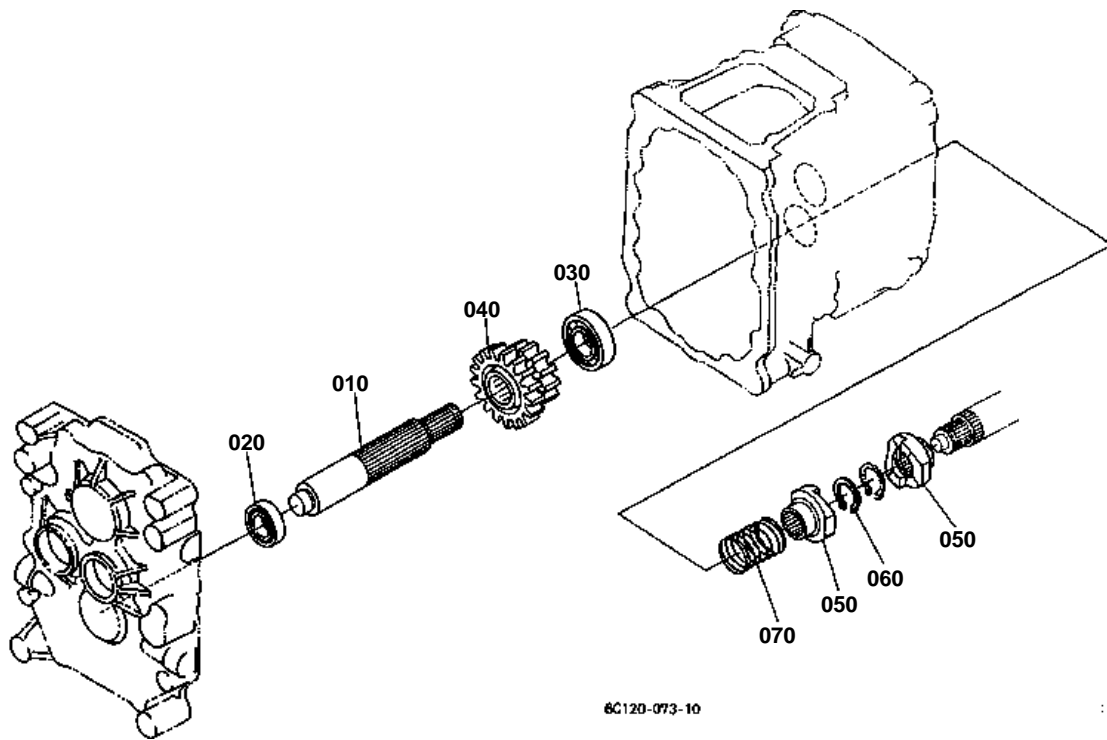
6C120-071-10



2ND SHAFT [MANUAL T/M TYPE]

↔ Interchangeable; ≠ not interchangeable; ← new for old; → old for new

REF.No	Part No.	Description	Q'ty	S.No.	I/C	REMARKS	Weight (kgf)	Weight (lb)
010	6C120-14210	GEAR-SHAFT	1			13-13-18T	1.18	2.596
020	08101-06204	BEARING BALL	1				0.102	0.2244
030	08101-06302	BEARING BALL	1				0.084	0.1848
040	09500-20358	SEAL OIL	1				0.01	0.022



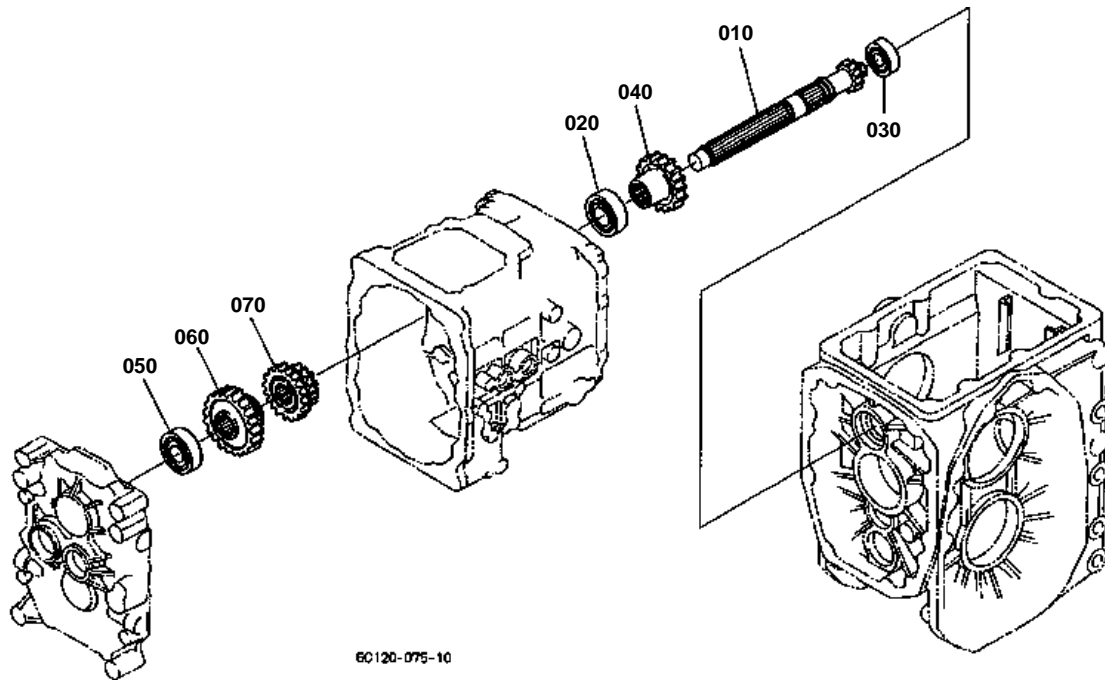
6C120-073-10



3RD SHAFT [MANUAL T/M TYPE]

↔ Interchangeable; ≠ not interchangeable; ← new for old; → old for new

REF.No	Part No.	Description	Q'ty	S.No.	I/C	REMARKS	Weight (kgf)	Weight (lb)
010	6C120-14310	SHAFT	1				0.5	1.1
020	08101-06303	BEARING BALL	1				0.112	0.2464
030	08101-06304	BEARING BALL	1				0.146	0.3212
040	6C090-14320	GEAR	1			17-13T	0.44	0.968
050	6C040-14520	CAM ONE WAY CLUTCH	2				0.144	0.3168
060	04612-00190	CIR CLIP EXTERNAL	1				0.001	0.0022
070	6C040-14530	SPRING	1				0.009	0.0198



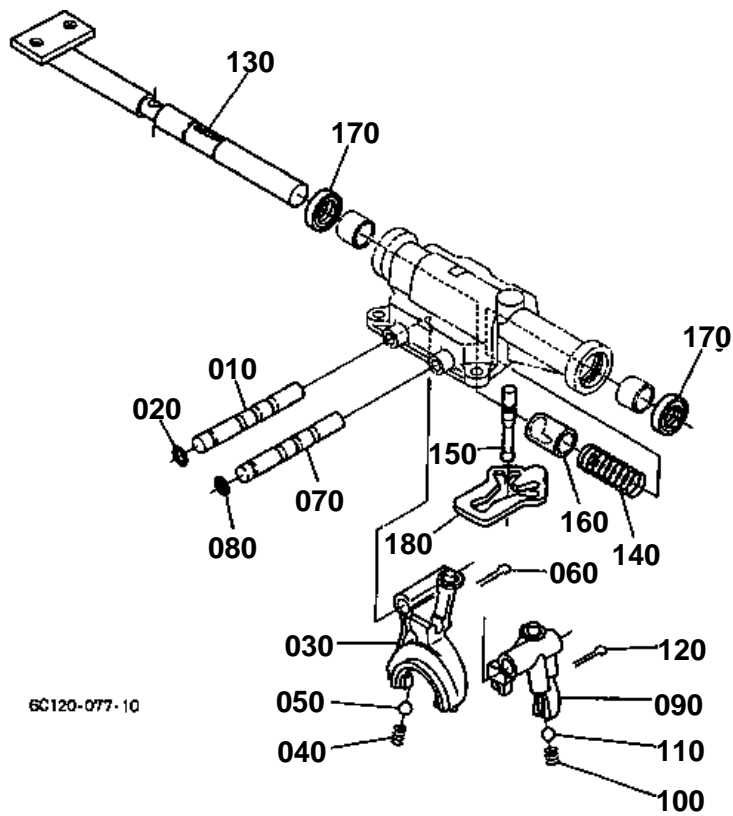


4TH SHAFT [MANUAL T/M TYPE]

↔ Interchangeable; ≠ not interchangeable; ← new for old; → old for new

REF.No	Part No.	Description	Q'ty	S.No.	I/C	REMARKS	Weight (kgf)	Weight (lb)
010	6C040-14410	GEAR-SHAFT	1			11T	0.852	1.8744
020	08101-06205	BEARING BALL	1				0.14	0.308
030	61361-14280	BEARING BALL	1				0.09	0.198
040	6C040-14450	GEAR	1			19T	0.335	0.737
050	08101-06304	BEARING BALL	1				0.146	0.3212
060	6C040-14460	GEAR	1			30T	0.47	1.034
070	6C120-14440	GEAR	1			13-17T	0.4	0.88

MAIN GEAR SHIFT FORK [MANUAL T/M TYPE]

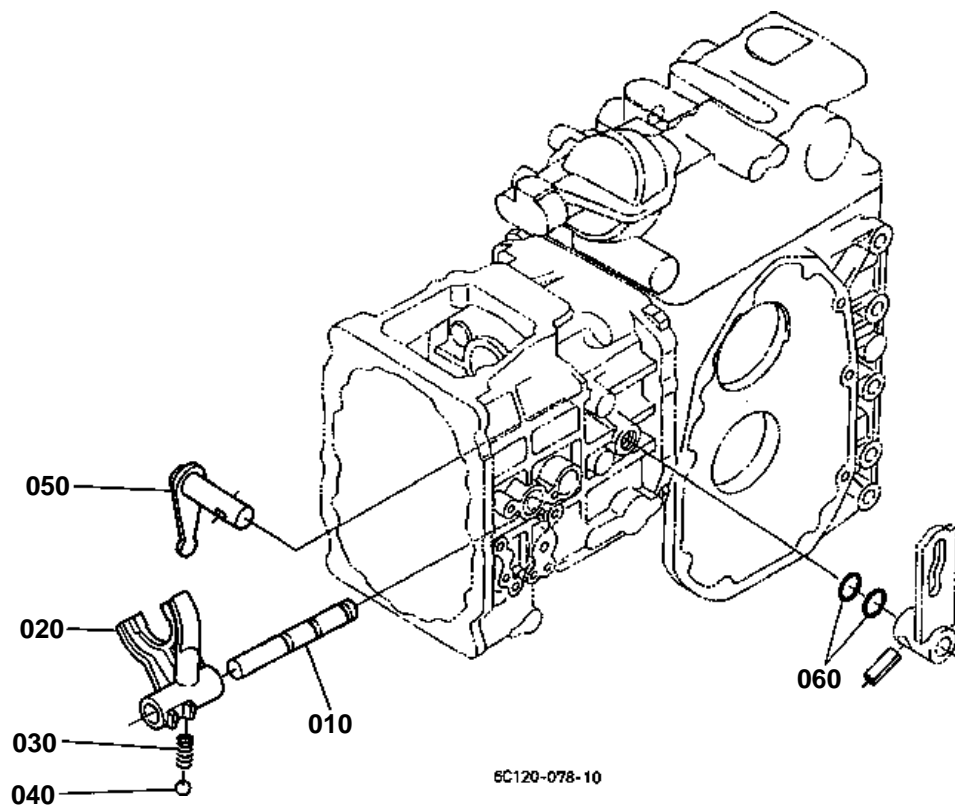




MAIN GEAR SHIFT FORK [MANUAL T/M TYPE]
[TYPE DE T/M MANUELLE]

↔ Interchangeable; ≠ not interchangeable; ← new for old; → old for new

REF.No	Part No.	Description	Q'ty	S.No.	I/C	REMARKS	Weight (kgf)	Weight (lb)
010	6C040-18110	ROD FORK	1				0.118	0.2596
020	04811-06100	O RING	1				0	0
020	04816-06100	O RING	1		←		0.001	0.0022
030	6C040-18120	FORK BACK SHIFT	1				0.154	0.3388
040	67156-18150	SPRING SHIFT FORK	1				0.003	0.0066
050	07715-00803	BALL	1				0.004	0.0088
060	05511-50322	PIN SPLIT	1				0.002	0.0044
070	6C040-18110	ROD FORK	1				0.118	0.2596
080	04811-06100	O RING	1				0	0
080	04816-06100	O RING	1		←		0.001	0.0022
090	6C040-18140	FORK MAIN SHIFT	1				0.135	0.297
100	67156-18150	SPRING SHIFT FORK	1				0.003	0.0066
110	07715-00803	BALL	1				0.004	0.0088
120	05511-50322	PIN SPLIT	1				0.002	0.0044
130	6C120-18210	SHAFT MAIN SHIFT ARM	1				0.78	1.716
140	6A100-18220	SPRING	1				0.006	0.0132
150	6C040-18252	ARM MAIN SHIFT	1				0.045	0.099
160	6C040-18230	COLLAR	1				0.033	0.0726
170	6C040-18290	SEAL OIL	2				0.009	0.0198
180	6A100-18260	PLATE CHECK	1				0.05	0.11



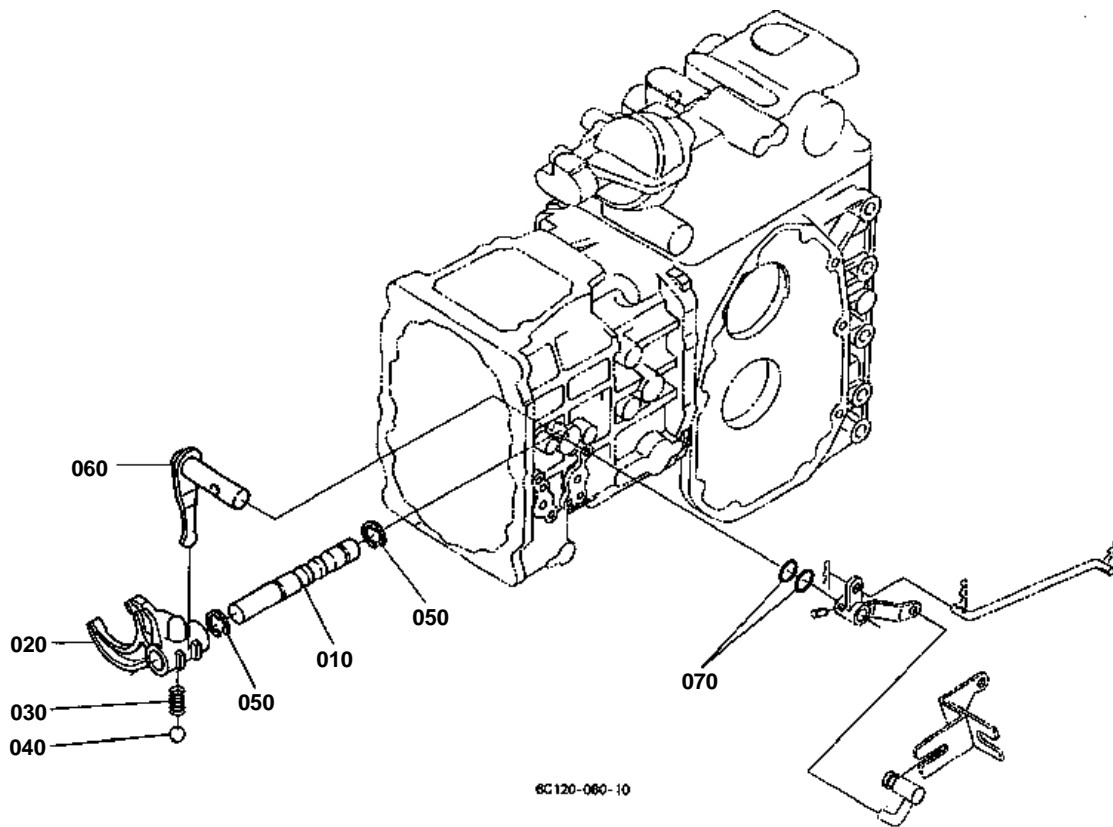


RANGE GEAR SHIFT FORK [MANUAL T/M TYPE]
[TYPE DE T/M MANUELLE]

↔ Interchangeable; ≠ not interchangeable; ← new for old; → old for new

REF.No	Part No.	Description	Q'ty	S.No.	I/C	REMARKS	Weight (kgf)	Weight (lb)
010	6C040-18410	ROD FORK	1				0.122	0.2684
020	6C040-18420	FORK RANGE SHIFT	1				0.079	0.1738
030	62061-18260	SPRING STOPPER	1				0.002	0.0044
040	07715-01605	BALL	1				0.003	0.0066
050	6C040-18510	ARM RANGE SHIFT	1				0.075	0.165
060	04811-00160	O RING	2				0	0
060	04816-00160	O RING	2		←		0.003	0.0066

PTO GEAR SHIFT FORK [MANUAL T/M TYPE]



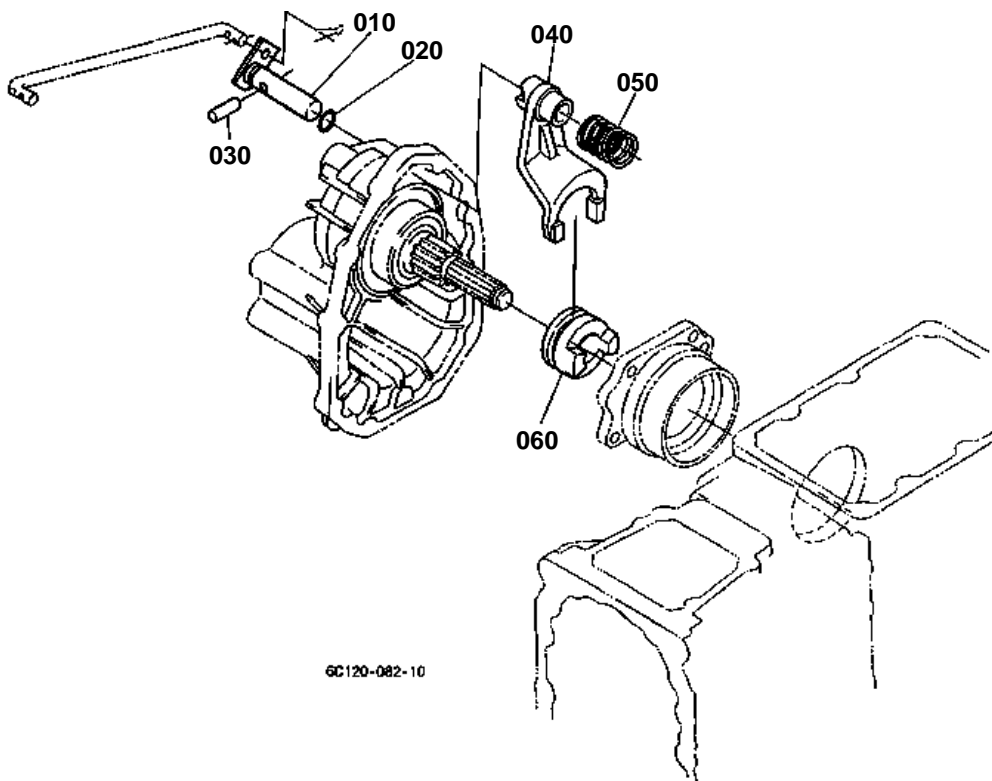


PTO GEAR SHIFT FORK [MANUAL T/M TYPE]
[TYPE DE T/M MANUELLE]

↔ Interchangeable; ≠ not interchangeable; ← new for old; → old for new

REF.No	Part No.	Description	Q'ty	S.No.	I/C	REMARKS	Weight (kgf)	Weight (lb)
010	6C120-18610	ROD FORK	1				0.15	0.33
020	6C090-18620	FORK PTO SHIFT	1				0.09	0.198
030	62061-18260	SPRING STOPPER	1				0.002	0.0044
040	07715-01605	BALL	1				0.003	0.0066
050	04613-50120	CIR CLIP EXTERNAL	2				0.001	0.0022
060	6C040-18710	ARM PTO SHIFT	1	<=30767			0	0
060	6C040-18712	ARM PTO SHIFT	1	>=30768	←		0	0
070	04811-00160	O RING	2				0	0
070	04816-00160	O RING	2		←		0.003	0.0066

DIFFERENTIAL LOCK SHIFT FORK



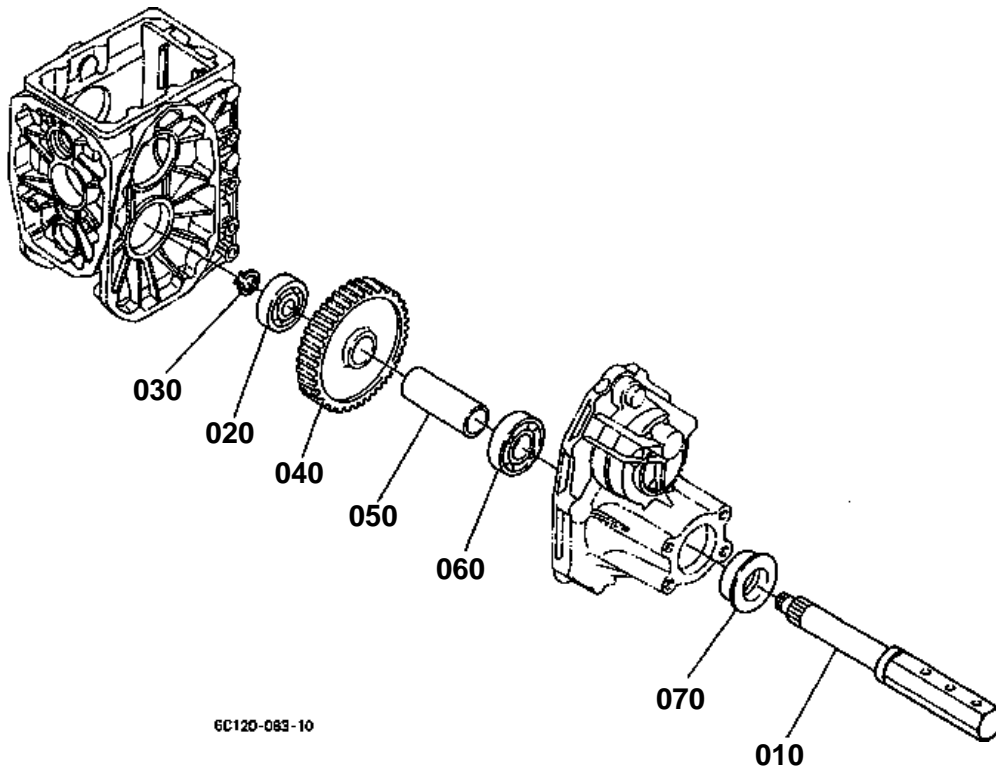
GC120-082-10



DIFFERENTIAL LOCK SHIFT FORK

↔ Interchangeable; ≠ not interchangeable; ← new for old; → old for new

REF.No	Part No.	Description	Q'ty	S.No.	I/C	REMARKS	Weight (kgf)	Weight (lb)
010	6C040-19120	ROD FORK	1				0.17	0.374
020	04811-06120	O RING	1	≤=32708			0	0
020	04816-06120	O RING	1	≥=32709	←		0.002	0.0044
030	6A100-19130	PIN	1				0.017	0.0374
040	6C040-19110	FORK DIFF.LOCK SHIFT	1				0.22	0.484
050	6C040-19130	SPRING	1				0.014	0.0308
060	66611-15130	CLUTCH DIFF.LOCK	1				0.2	0.44

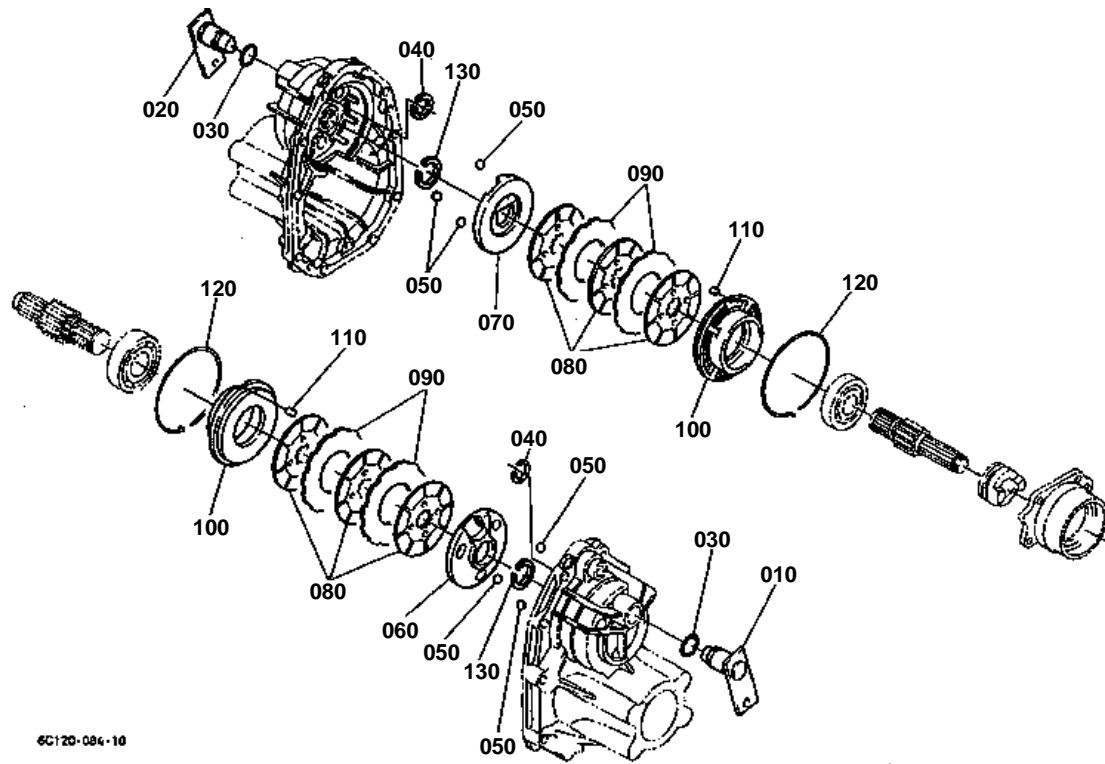


6C120-083-10

**REAR AXLE**

↔ Interchangeable; ≠ not interchangeable; ← new for old; → old for new

REF.No	Part No.	Description	Q'ty	S.No.	I/C	REMARKS	Weight (kgf)	Weight (lb)
010	66611-17114	AXLE REAR	2				4.64	10.208
020	08101-06306	BEARING BALL	2				0.335	0.737
030	04612-00300	CIR CLIP EXTERNAL	2				0.003	0.0066
040	6C040-17130	GEAR	2			57T	2.55	5.61
050	6C040-17140	COLLAR	2				0.26	0.572
060	08101-06208	BEARING BALL	2				0.355	0.781
070	09500-00014	SEAL OIL	2				0.06	0.132



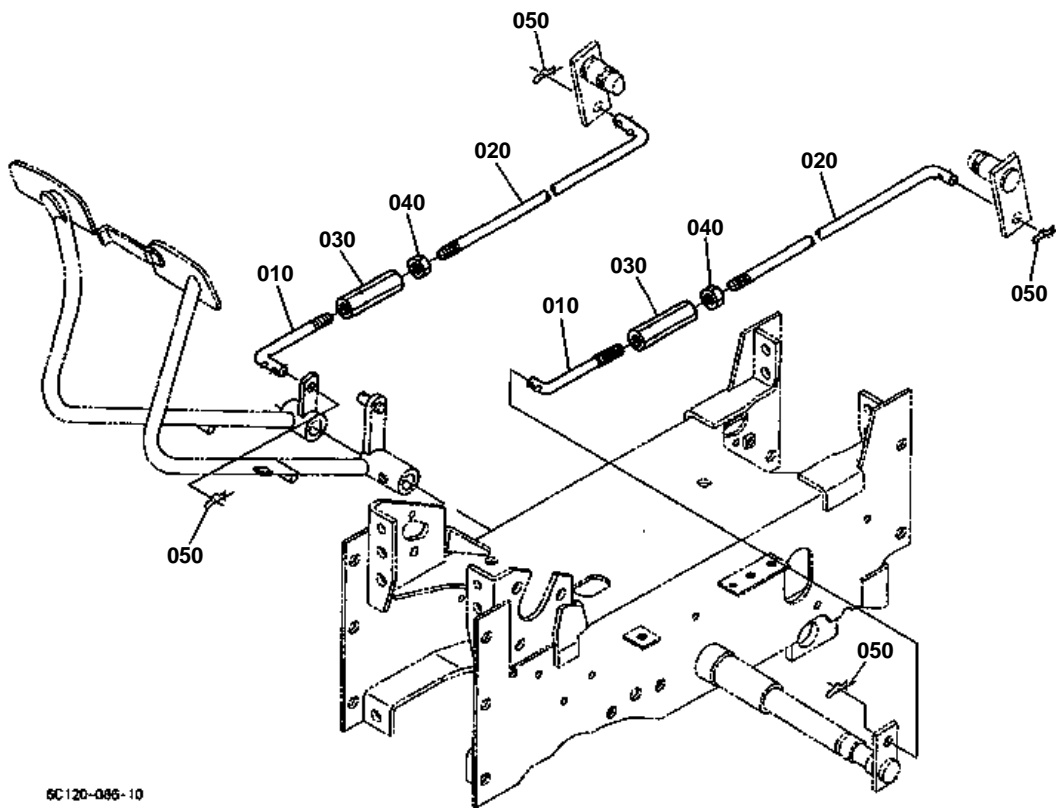
6C120-084-10

**BRAKE [MANUAL T/M TYPE]**

↔ Interchangeable; ≠ not interchangeable; ← new for old; → old for new

REF.No	Part No.	Description	Q'ty	S.No.	I/C	REMARKS	Weight (kgf)	Weight (lb)
010	6C040-22360	LEVER CAM LH	1				0.32	0.704
020	6C040-22460	LEVER CAM RH	1				0.33	0.726
030	04811-00210	O RING	2	≤32708			0.001	0.0022
030	04816-00210	O RING	2	≥32709	←		0.004	0.0088
040	67061-14370	CIR-CLIP	2				0.002	0.0044
050	07715-00805	BALL	6				0.016	0.0352
060	6C090-22320	ACTUATOR LH	1				0.63	1.386
070	6C090-22420	ACTUATOR RH	1				0.63	1.386
080	6C140-22350	DISK BRAKE	6				0.18	0.396
090	6C140-22340	PLATE FRICTION	4				0.12	0.264
100	6C090-22380	HOLDER BEARING	2				0.72	1.584
110	6C040-22440	PIN	2				0.004	0.0088
120	6A320-22390	CIR-CLIP INTERNAL	2				0.038	0.0836
130	70435-51590	CIR-CLIP	2				0.002	0.0044

BRAKE ROD 1 [MANUAL T/M TYPE]



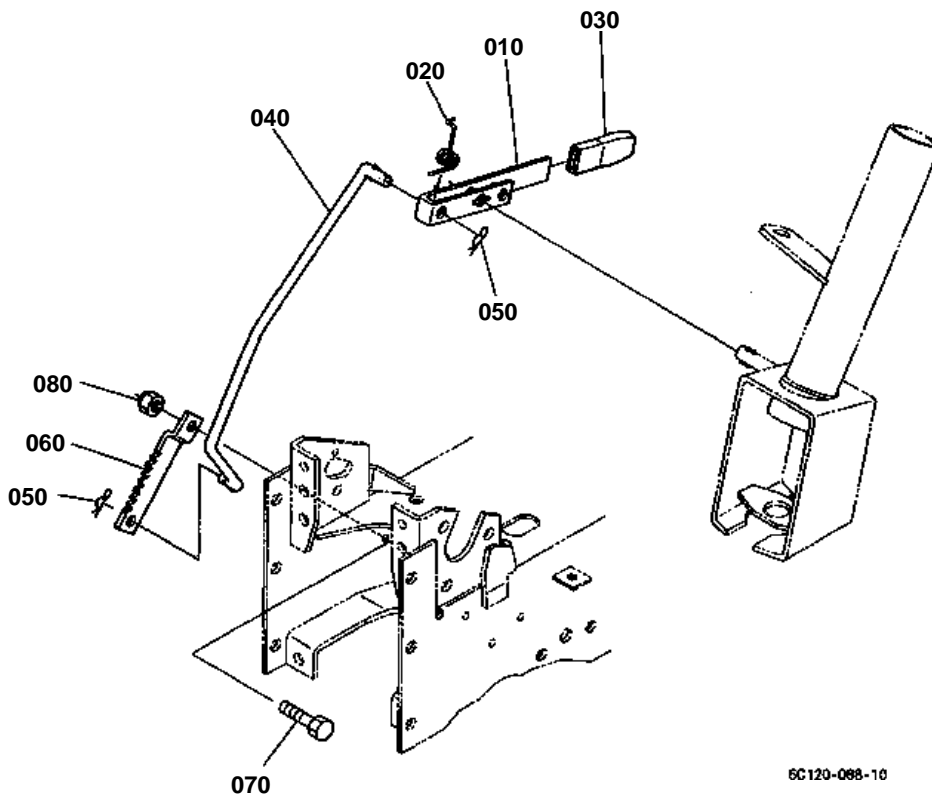
6C120-085-10



BRAKE ROD 1 [MANUAL T/M TYPE]

↔ Interchangeable; ≠ not interchangeable; ← new for old; → old for new

REF.No	Part No.	Description	Q'ty	S.No.	I/C	REMARKS	Weight (kgf)	Weight (lb)
010	6C040-42350	ROD BRAKE FRONT	2				0.068	0.1496
020	6C040-42360	ROD BRAKE REAR	2				0.23	0.506
030	6C040-42370	TURNBUCKLE	2				0.06	0.132
040	02118-50100	NUT	2				0.005	0.011
050	6C040-42390	PIN SNAP	4				0.002	0.0044



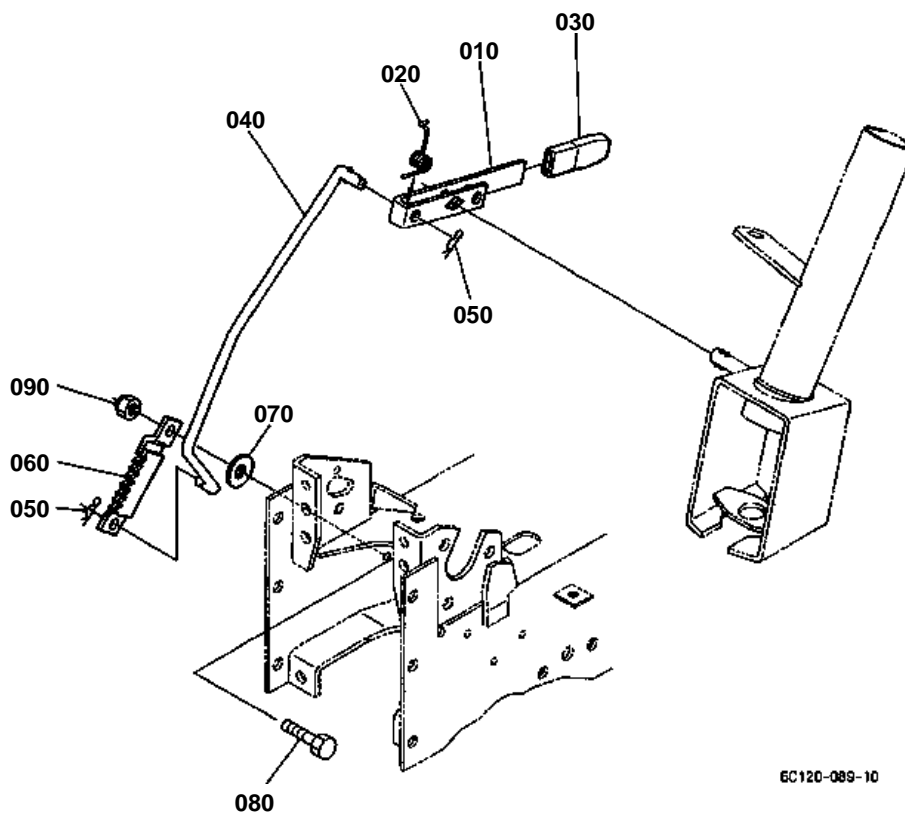
6C120-088-10



PARKING BRAKE LEVER [MANUAL T/M TYPE] [EXCEPT[AU]]
[TYPE DE T/M MANUELLE][EXCEPTE[AU]]

↔ Interchangeable; ≠ not interchangeable; ← new for old; → old for new

REF.No	Part No.	Description	Q'ty	S.No.	I/C	REMARKS	Weight (kgf)	Weight (lb)
010	6C040-41350	LEVER	1				0.104	0.2288
020	6C040-41380	SPRING RETURN	1				0.008	0.0176
030	6C040-41360	GRIP LEVER	1				0.012	0.0264
040	6C040-41373	ROD BRAKE	1				0.22	0.484
050	05525-50800	PIN SNAP	2				0.001	0.0022
060	6C040-42250	PLATE BRAKE LOCK	1				0.07	0.154
070	01153-50822	BOLT	1				0.011	0.0242
080	50591-62370	NUT	1				0.005	0.011



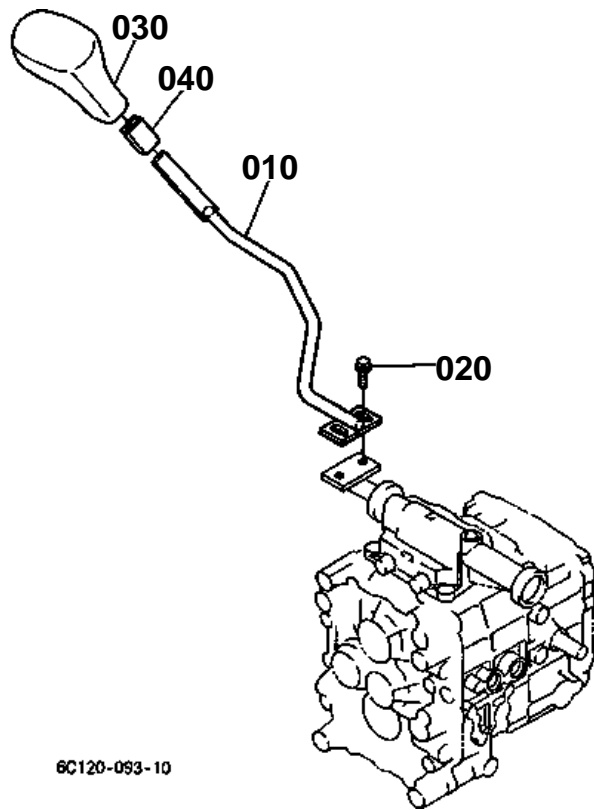
GC120-089-10



PARKING BRAKE LEVER [MANUAL T/M TYPE] [AU]
[TYPE DE T/M MANUELLE][AU]

↔ Interchangeable; ≠ not interchangeable; ← new for old; → old for new

REF.No	Part No.	Description	Q'ty	S.No.	I/C	REMARKS	Weight (kgf)	Weight (lb)
010	6C040-41350	LEVER	1				0.104	0.2288
020	6C040-41380	SPRING RETURN	1				0.008	0.0176
030	6C040-41360	GRIP LEVER	1				0.012	0.0264
040	6C040-41373	ROD BRAKE	1				0.22	0.484
050	05525-50800	PIN SNAP	2				0.001	0.0022
060	6C045-42250	PLATE BRAKE LOCK	1				0.108	0.2376
070	04015-60080	WASHER PLAIN	1				0.01	0.022
080	01153-50822	BOLT	1				0.011	0.0242
090	50591-62370	NUT	1				0.005	0.011



6C120-093-10

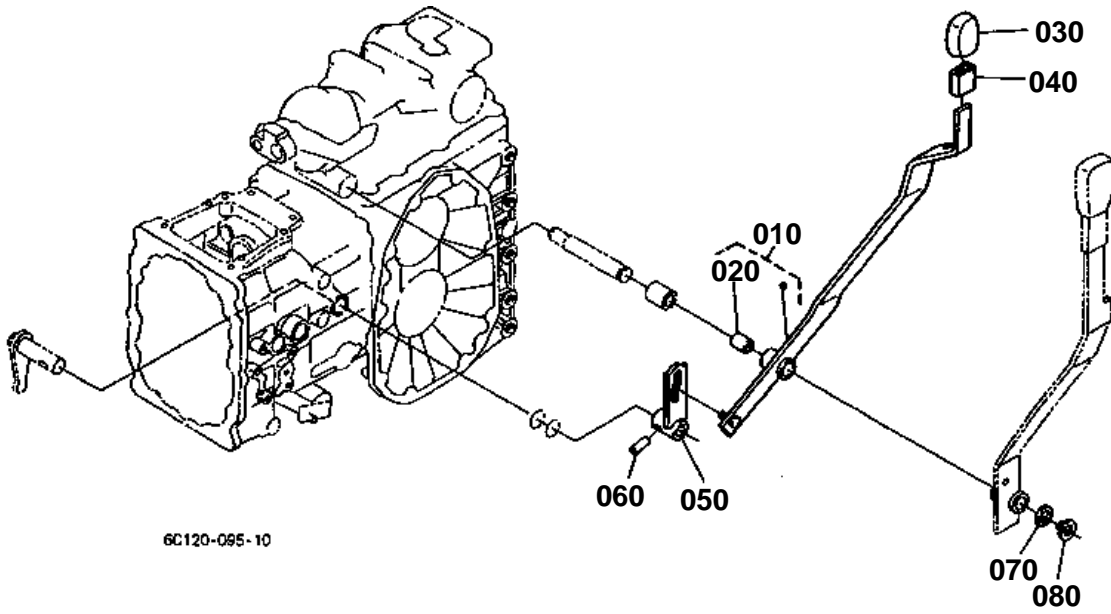


MAIN GEAR SHIFT LEVER [MANUAL T/M TYPE]
[TYPE DE T/M MANUELLE]

↔ Interchangeable; ≠ not interchangeable; ← new for old; → old for new

REF.No	Part No.	Description	Q'ty	S.No.	I/C	REMARKS	Weight (kgf)	Weight (lb)
010	6C040-42510	LEVER MAIN SHIFT	1				0.6	1.32
020	01125-60820	BOLT	2				0.015	0.033
030	6A320-42530	GRIP LEVER	1				0.12	0.264
040	37560-42294	CUSHION	1				0.005	0.011

RANGE GEAR SHIFT LEVER [HST TYPE]



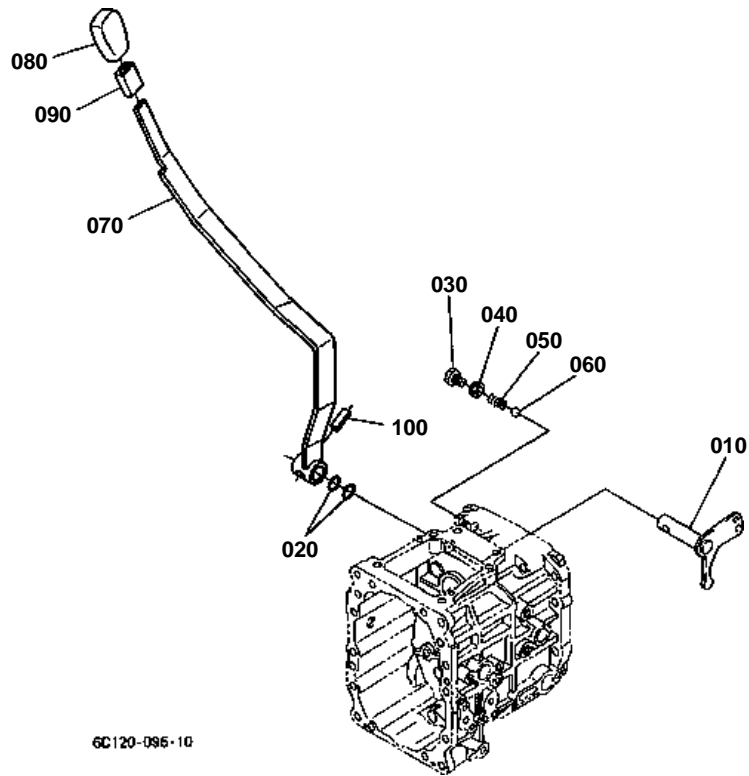


RANGE GEAR SHIFT LEVER [HST TYPE]

↔ Interchangeable; ≠ not interchangeable; ← new for old; → old for new

REF.No	Part No.	Description	Q'ty	S.No.	I/C	REMARKS	Weight (kgf)	Weight (lb)
010	6C040-42600	LEVER RANGE SHIFT	1				0.83	1.826
020	08511-01825	BUSH	1				0.01	0.022
030	6A320-42630	GRIP LEVER	1				0.019	0.0418
040	37410-43570	PIPE	1				0.005	0.011
050	6C140-42620	LEVER SHIFT ARM	1				0.17	0.374
060	05411-00832	PIN SPRING	1				0.035	0.077
070	04011-50180	WASHER PLAIN	1				0.012	0.0264
080	04612-00180	CIR CLIP EXTERNAL	1				0.001	0.0022

FRONT WHEEL DRIVE LEVER



6C120-096-10

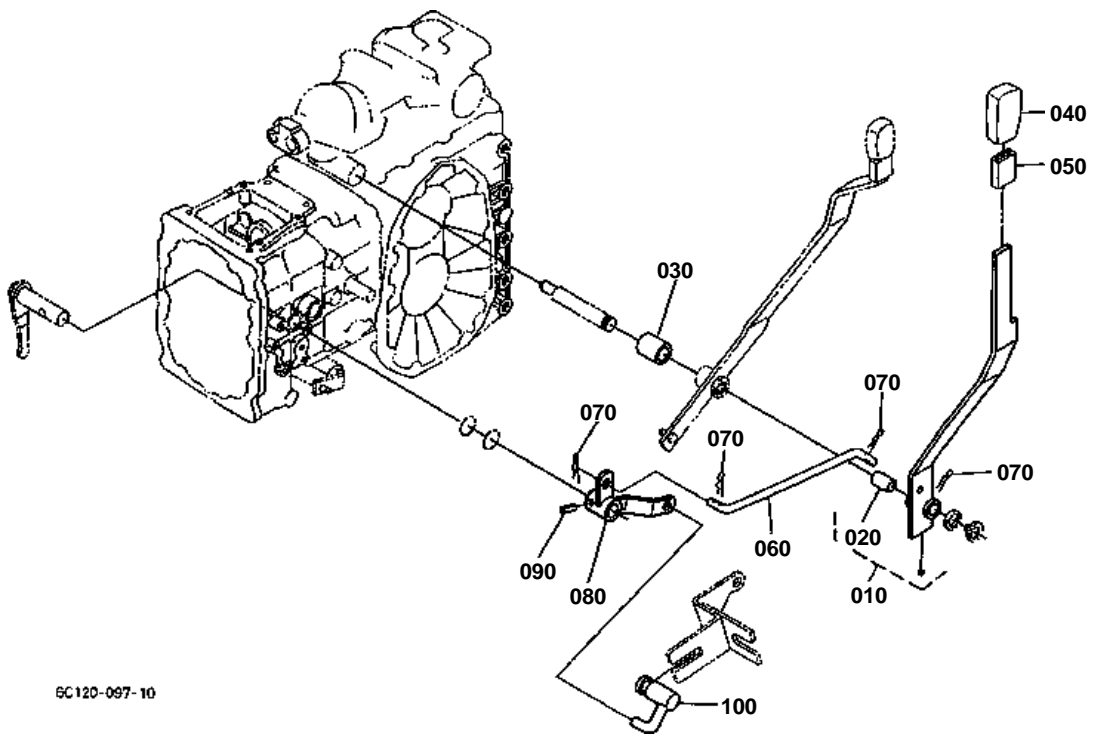


FRONT WHEEL DRIVE LEVER

↔ Interchangeable; ≠ not interchangeable; ← new for old; → old for new

REF.No	Part No.	Description	Q'ty	S.No.	I/C	REMARKS	Weight (kgf)	Weight (lb)
010	6C040-19210	ARM 4WD SHIFT	1				0.19	0.418
020	04816-00160	O RING	2				0.003	0.0066
030	6C040-19222	BOLT	1				0.015	0.033
040	04717-01000	WASHER WITH RUBBER	1				0.001	0.0022
050	62061-18260	SPRING STOPPER	1				0.002	0.0044
060	07715-01605	BALL	1				0.003	0.0066
070	6C040-42910	LEVER 4WD CHANGE	1	<=31892			0	0
070	6C040-42913	LEVER 4WD CHANGE	1	>=31893	←		0.66	1.452
070	6C040-42913	LEVER 4WD CHANGE	1		↔		0.66	1.452
080	6A320-42630	GRIP LEVER	1				0.019	0.0418
090	37410-43570	PIPE	1				0.005	0.011
100	05411-00832	PIN SPRING	1				0.035	0.077

PTO GEAR SHIFT LEVER



6C120-097-10

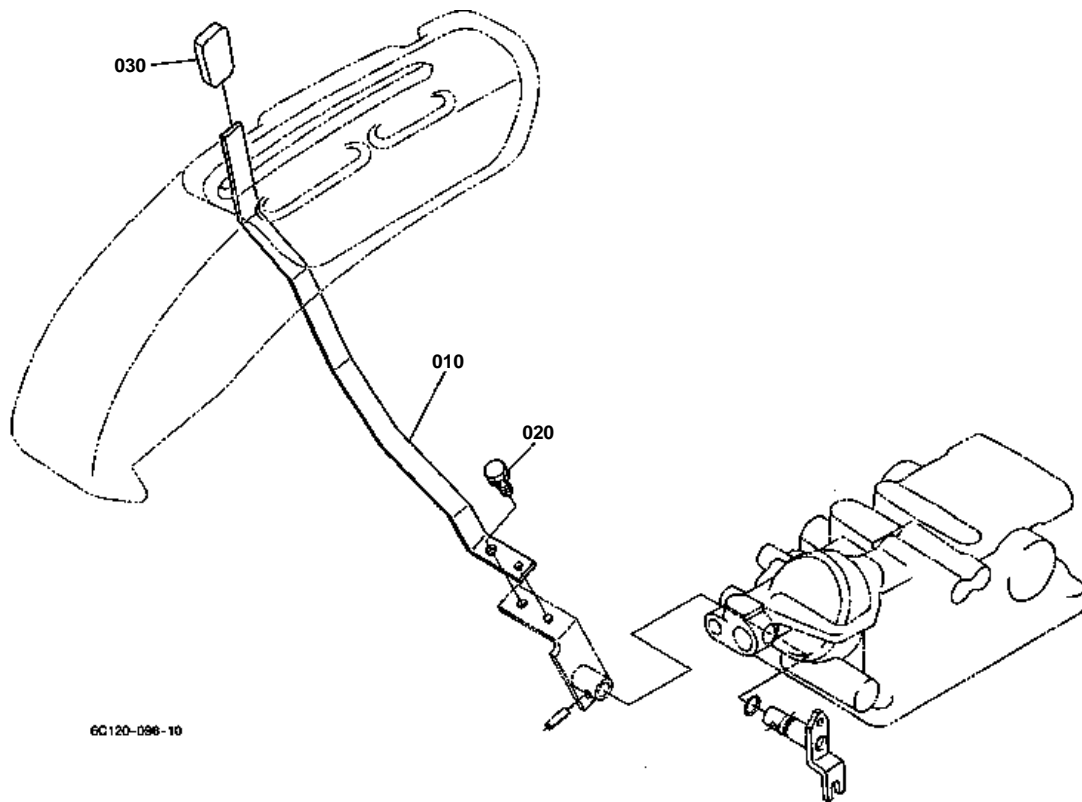


PTO GEAR SHIFT LEVER

↔ Interchangeable; ≠ not interchangeable; ← new for old; → old for new

REF.No	Part No.	Description	Q'ty	S.No.	I/C	REMARKS	Weight (kgf)	Weight (lb)
010	6C120-42702	LEVER PTO SHIFT	1				0.72	1.584
020	08511-01825	BUSH	1				0.01	0.022
030	6C120-42750	COLLAR	1				0.055	0.121
040	6A320-42780	GRIP LEVER	1				0.034	0.0748
050	6A100-18560	CUSHION	1				0.005	0.011
060	6C040-42743	ROD PTO	1				0.15	0.33
070	05525-61000	PIN SNAP	4				0.002	0.0044
080	6C090-42720	LEVER SHIFT ARM	1				0.22	0.484
090	05411-00832	PIN SPRING	1				0.035	0.077
100	6C050-42642	ROD NEUTRAL SWITCH	1				0.113	0.2486

HYDRAULIC CONTROL LEVER



6C120-098-10

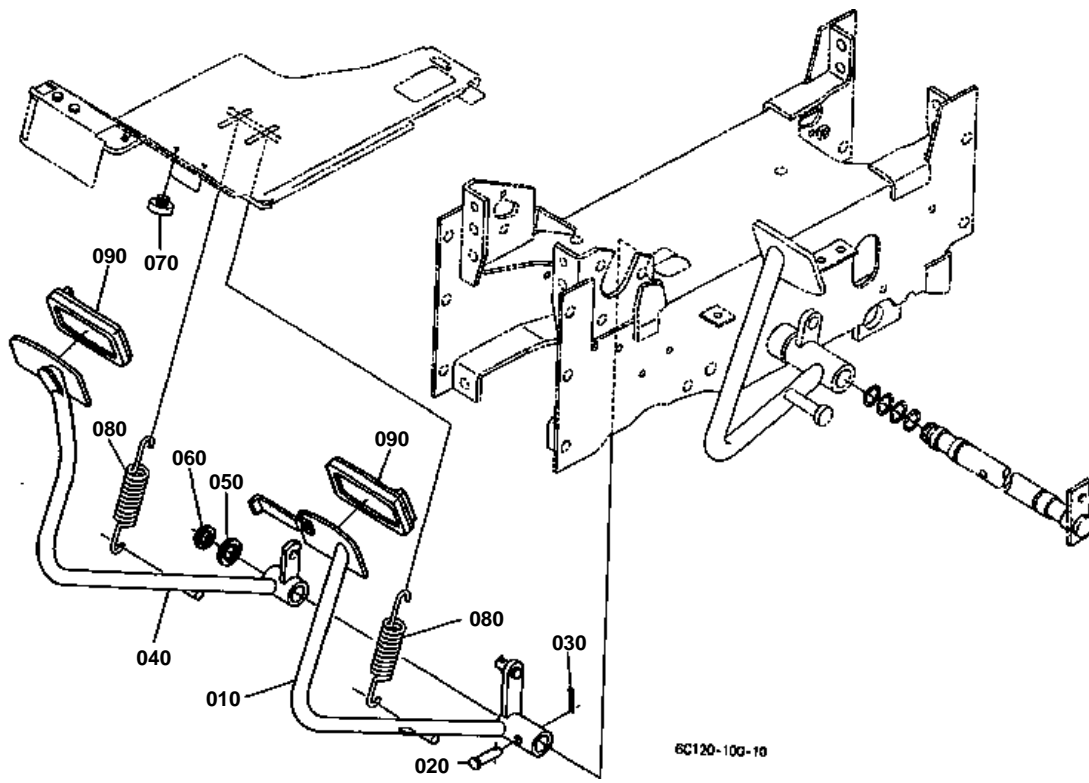


HYDRAULIC CONTROL LEVER

↔ Interchangeable; ≠ not interchangeable; ← new for old; → old for new

REF.No	Part No.	Description	Q'ty	S.No.	I/C	REMARKS	Weight (kgf)	Weight (lb)
010	6C120-36280	LEVER HYD.CONTROL	1				0.32	0.704
020	01123-50820	BOLT	1				0.011	0.0242
020	01125-60820	BOLT	1		≠		0.015	0.033
030	31351-36880	GRIP LEVER	1				0.04	0.088

BRAKE PEDAL

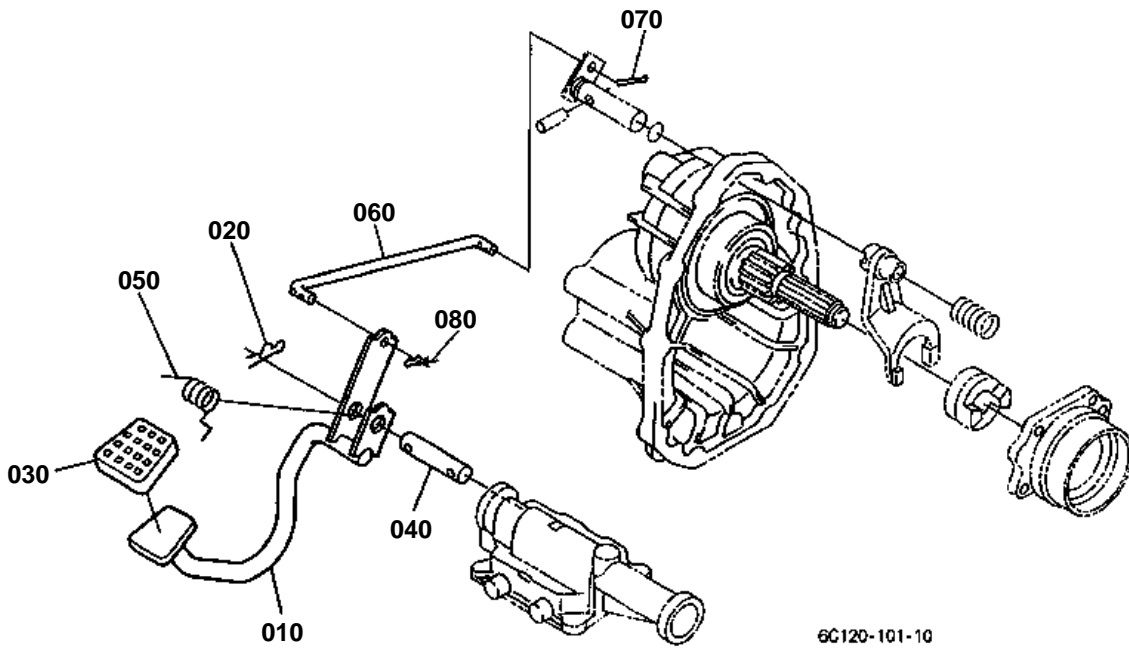


**BRAKE PEDAL**

↔ Interchangeable; ≠ not interchangeable; ← new for old; → old for new

REF.No	Part No.	Description	Q'ty	S.No.	I/C	REMARKS	Weight (kgf)	Weight (lb)
010	6C040-42325	PEDAL BRAKE LH	1				1.75	3.85
020	05122-50840	PIN JOINT	1				0.017	0.0374
030	05511-50218	PIN SPLIT	1				0.001	0.0022
040	6C040-42330	PEDAL BRAKE RH	1				1.77	3.894
050	66591-43233	COLLAR	1				0.004	0.0088
060	04612-00240	CIR CLIP EXTERNAL	1				0.002	0.0044
070	6C040-42342	CUSHION	2				0.005	0.011
080	66621-43270	SPRING BRAKE RETURN	2				0.04	0.088
090	37410-44120	COVER PEDAL	2				0.08	0.176

DIFFERENTIAL LOCK PEDAL [MANUAL T/M TYPE]



6G120-101-10

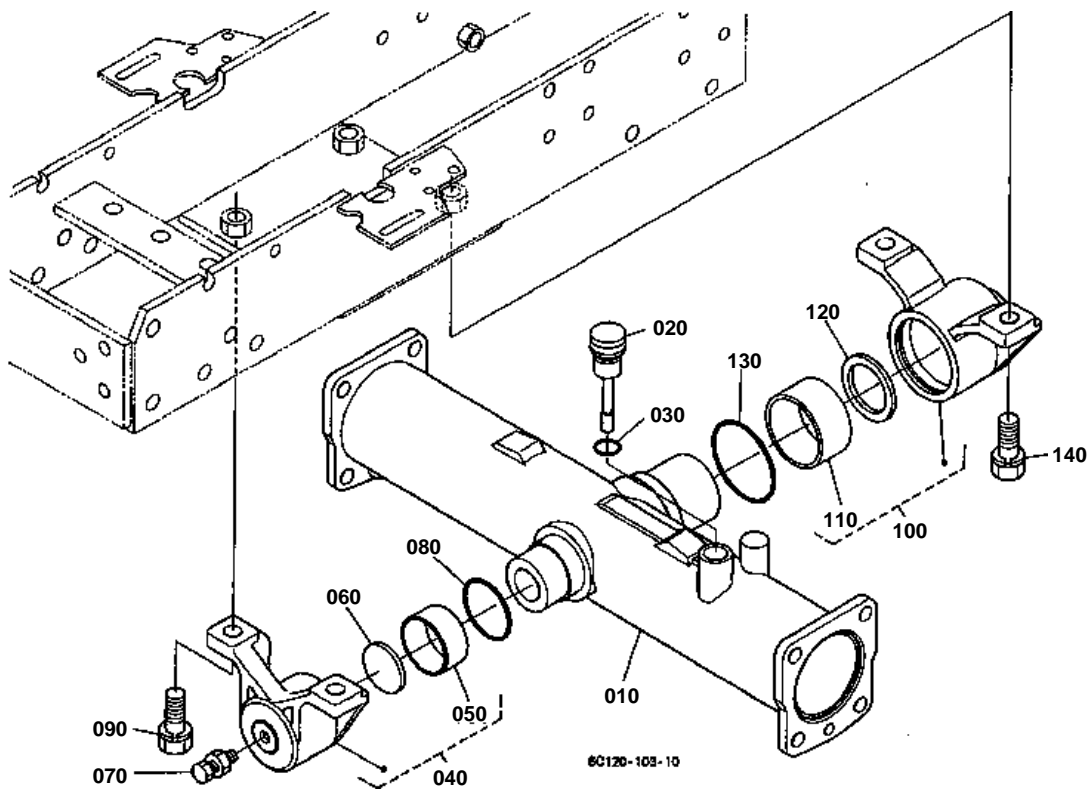


DIFFERENTIAL LOCK PEDAL [MANUAL T/M TYPE]
[TYPE DE T/M MANUELLE]

↔ Interchangeable; ≠ not interchangeable; ← new for old; → old for new

REF.No	Part No.	Description	Q'ty	S.No.	I/C	REMARKS	Weight (kgf)	Weight (lb)
010	6C040-42870	PEDAL DIFF.LOCK	1				0.82	1.804
020	05525-51600	PIN SNAP	1				0.003	0.0066
030	37410-42760	COVER PEDAL	1				0.025	0.055
040	6C040-42860	SHAFT FULCRUM	1				0.107	0.2354
050	6C040-42890	SPRING	1				0.043	0.0946
060	6C040-42880	ROD DIFF.LOCK	1				0.1	0.22
070	05511-50215	PIN SPLIT	1				0.001	0.0022
080	05525-50800	PIN SNAP	1				0.001	0.0022

FRONT AXLE CASE



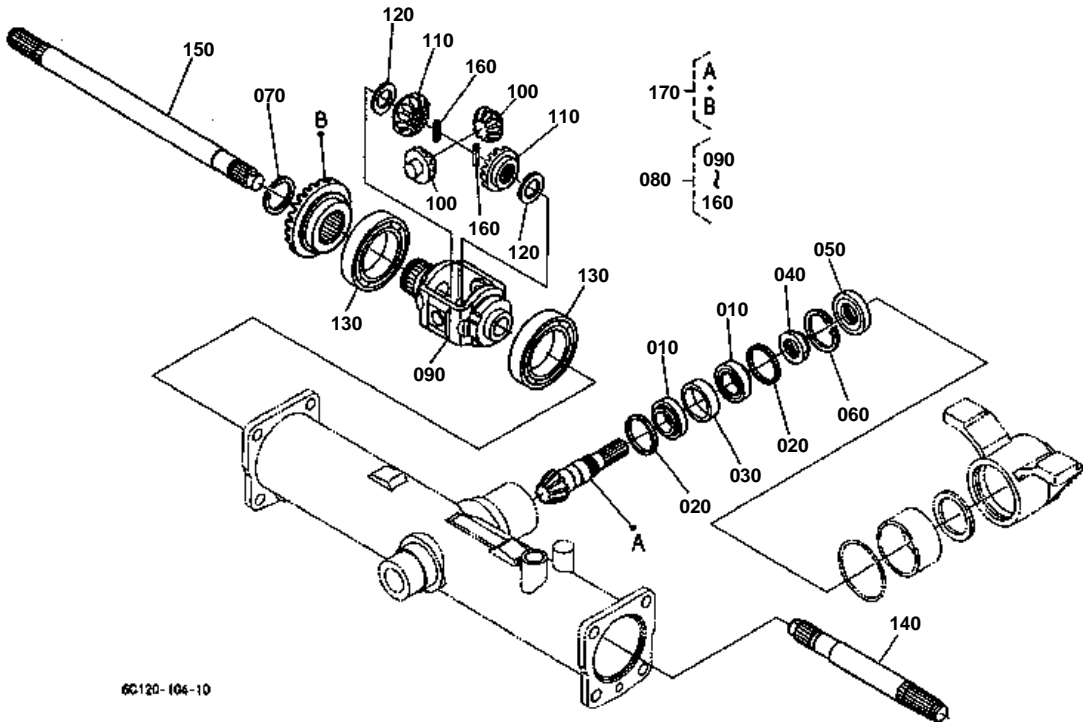


FRONT AXLE CASE

↔ Interchangeable; ≠ not interchangeable; ← new for old; → old for new

REF.No	Part No.	Description	Q'ty	S.No.	I/C	REMARKS	Weight (kgf)	Weight (lb)
010	6C140-56110	CASE FRONT AXLE	1				7.6	16.72
020	6C040-56123	GAUGE OIL	1				0.024	0.0528
030	04816-00180	O RING	1	≤32708			0.002	0.0044
030	04816-00180	O RING	1	≥32709	←		0.002	0.0044
040	6C140-56170	ASSY HOLDER	1				1.28	2.816
050	08511-05020	BUSH	1				0.06	0.132
060	37410-56180	COLLAR THRUST	1				0.07	0.154
070	6C040-56170	COMP.BOLT FRONT AXLE	1				0.04	0.088
080	04811-50550	O RING	1				0.002	0.0044
090	01133-51440	BOLT	2				0.34	0.748
100	6C140-56180	ASSY HOLDER	1				1.72	3.784
110	08511-06530	BUSH	1				0.12	0.264
120	6C040-56150	COLLAR THRUST	1				0.02	0.044
130	04811-50700	O RING	1				0.002	0.0044
140	01133-51440	BOLT	2				0.34	0.748

FRONT DIFFERENTIAL



6C120-104-10

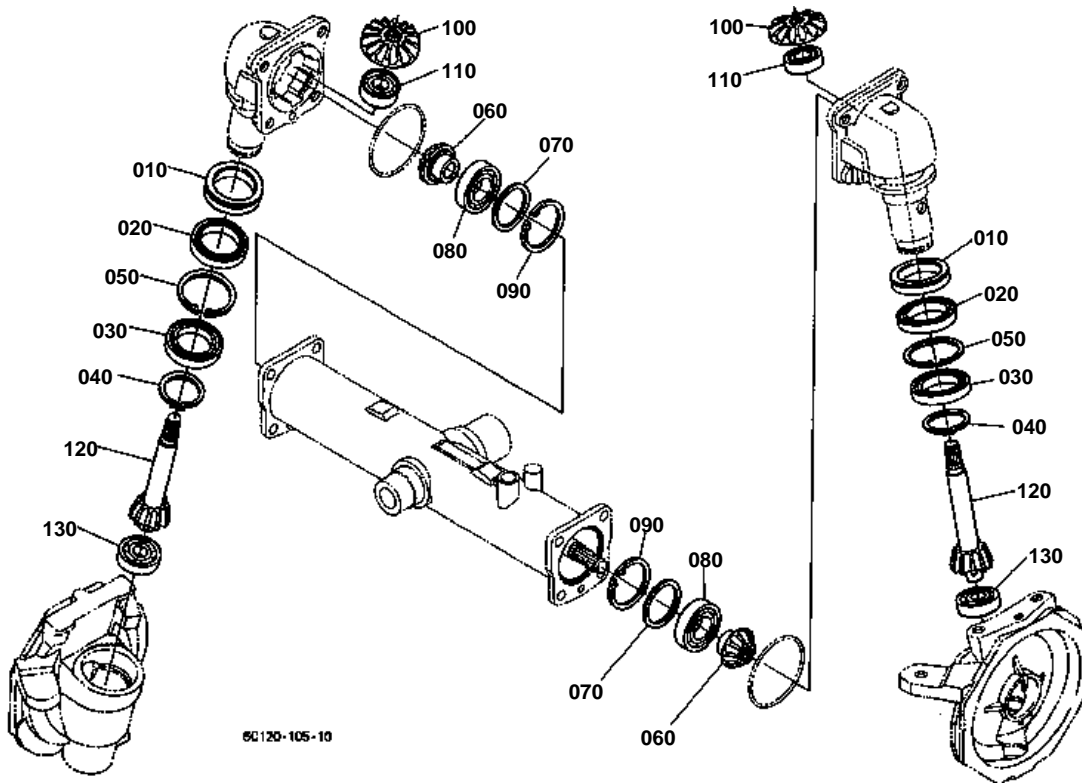


FRONT DIFFERENTIAL

↔ Interchangeable; ≠ not interchangeable; ← new for old; → old for new

REF.No	Part No.	Description	Q'ty	S.No.	I/C	REMARKS	Weight (kgf)	Weight (lb)
010	08711-30205	BEARING TAPER-ROLLER	2				0.148	0.3256
020	37410-58160	COLLAR	2			3.40mm	0.01	0.022
020	37410-58170	COLLAR	2			3.60mm	0.01	0.022
020	37410-58150	COLLAR	2			3.80mm	0.01	0.022
020	6C040-56630	COLLAR	2			3.90mm	0.009	0.0198
020	37410-58120	COLLAR	2			4.00mm	0.01	0.022
020	37410-58130	COLLAR	2			4.10mm	0.01	0.022
020	37410-58140	COLLAR	2			4.20mm	0.01	0.022
020	37410-56680	COLLAR	2			4.40mm	0.015	0.033
020	6C040-56620	COLLAR	2			4.50mm	0.01	0.022
020	37410-56660	COLLAR	2			4.60mm	0.011	0.0242
030	37410-56690	COLLAR	1				0.04	0.088
040	37410-56710	NUT	1				0.03	0.066
050	09500-20408	SEAL OIL	1				0.012	0.0264
060	04611-00520	CIR CLIP INTERNAL	1				0.009	0.0198
070	6C040-56820	CIR CLIP EXTERNAL	1				0.003	0.0066
080	6A320-56902	ASSY DIFF. FRONT	1				2.91	6.402
090	6A320-56830	CASE DIFF.FRONT	1				0.71	1.562
100	6A320-56860	PINION BEVEL GEAR	2			10T	0.07	0.154
110	6A320-56910	GEAR BEVEL	2			14T	0.11	0.242
120	61361-14330	COLLAR	2				0.001	0.0022
130	08101-06010	BEARING BALL	2				0.262	0.5764
140	6A320-57112	SHAFT YOKE LH	1				0.44	0.968
150	6A320-57122	SHAFT YOKE RH	1				0.82	1.804
160	05411-00520	PIN SPRING	2				0.002	0.0044
170	6C120-97960	KIT GEAR BEVEL	1			10-23T	0	0

DIFFERENTIAL GEAR SHAFT



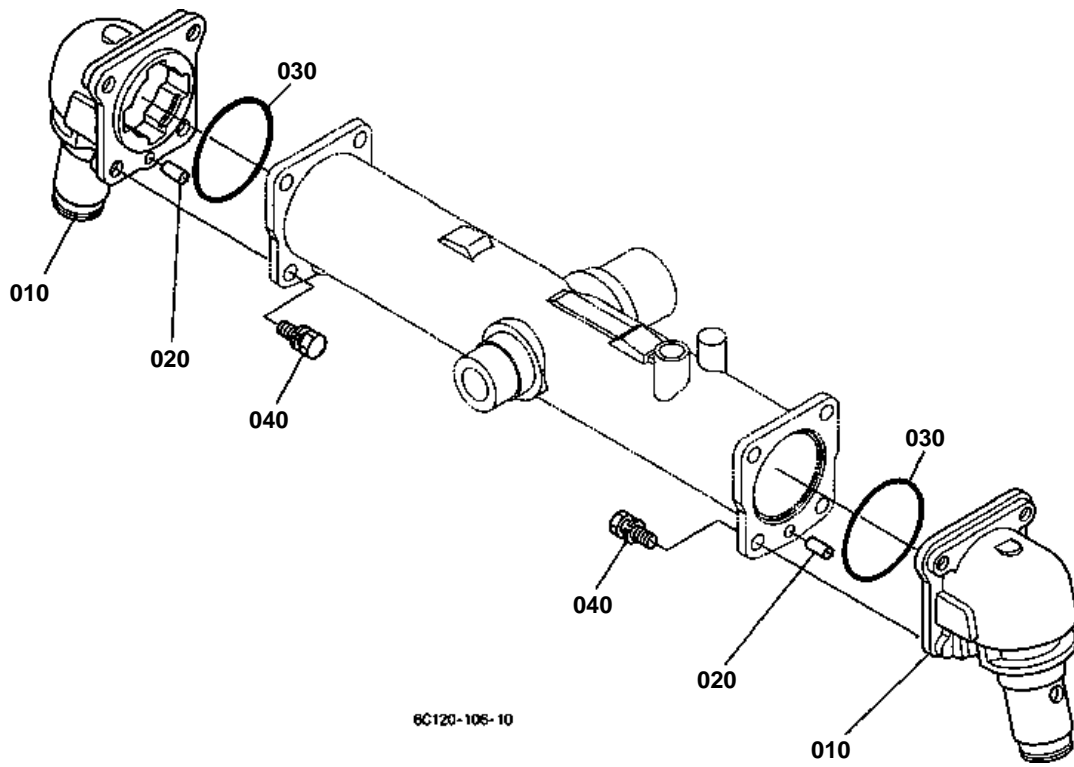


DIFFERENTIAL GEAR SHAFT

↔ Interchangeable; ≠ not interchangeable; ← new for old; → old for new

REF.No	Part No.	Description	Q'ty	S.No.	I/C	REMARKS	Weight (kgf)	Weight (lb)
010	6A320-56220	SEAL OIL	2				0.06	0.132
020	08101-06910	BEARING BALL	2				0.14	0.308
030	08101-06909	BEARING BALL	2				0.135	0.297
040	04612-00450	CIR CLIP EXTERNAL	2				0.007	0.0154
050	04611-00680	CIR CLIP INTERNAL	2				0.016	0.0352
060	6A320-57132	GEAR BEVEL F	2			10T	0.16	0.352
070	6C040-57140	SHIM	2			0.80mm	0.006	0.0132
070	6C040-57130	SHIM	2			1.00mm	0.008	0.0176
070	6C040-57150	SHIM	2			1.20mm	0.009	0.0198
070	6C040-57160	SHIM	2			1.40mm	0.011	0.0242
080	08101-06206	BEARING BALL	2				0.196	0.4312
090	04611-00620	CIR CLIP INTERNAL	2				0.011	0.0242
100	6A320-57180	GEAR BEVEL F	2			16T	0.28	0.616
110	08101-06204	BEARING BALL	2				0.102	0.2244
120	6A320-57210	SHAFT BEVEL GEAR	2			9T	0.65	1.43
130	08101-06304	BEARING BALL	2				0.146	0.3212

BEVEL GEAR CASE



6C120-106-10

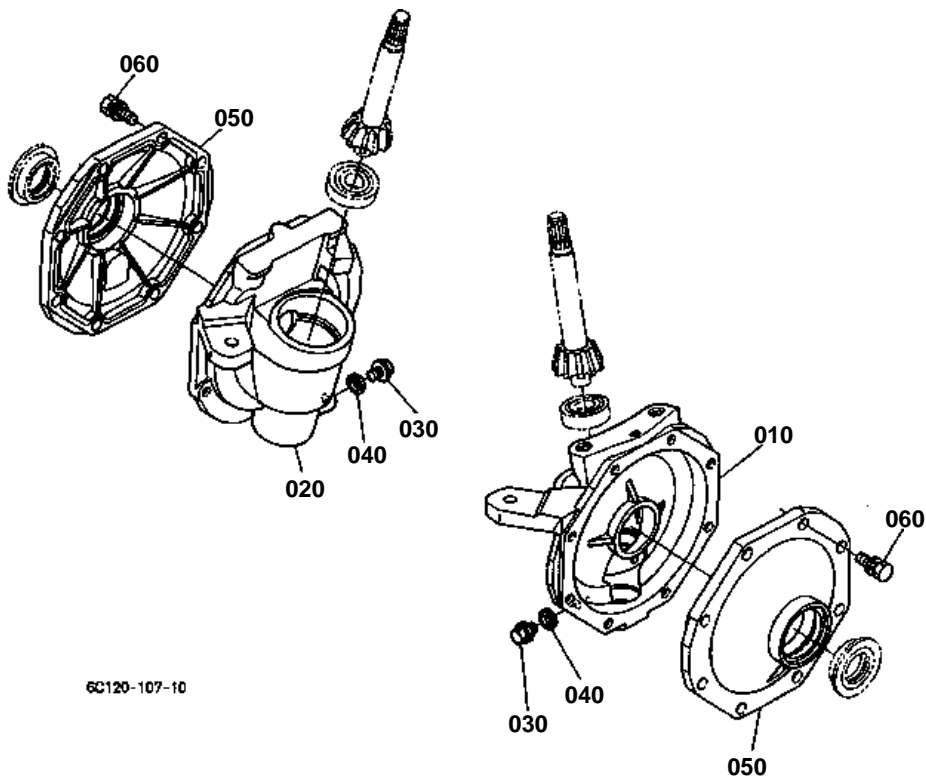


BEVEL GEAR CASE

↔ Interchangeable; ≠ not interchangeable; ← new for old; → old for new

REF.No	Part No.	Description	Q'ty	S.No.	I/C	REMARKS	Weight (kgf)	Weight (lb)
010	6A320-56213	CASE BEVEL GEAR	2				2.45	5.39
020	05012-01020	PIN STRAIGHT	2				0.02	0.044
030	04811-50850	O RING	2				0.003	0.0066
040	01133-51230	BOLT	8				0.04	0.088

FRONT AXLE CASE



6C120-107-10

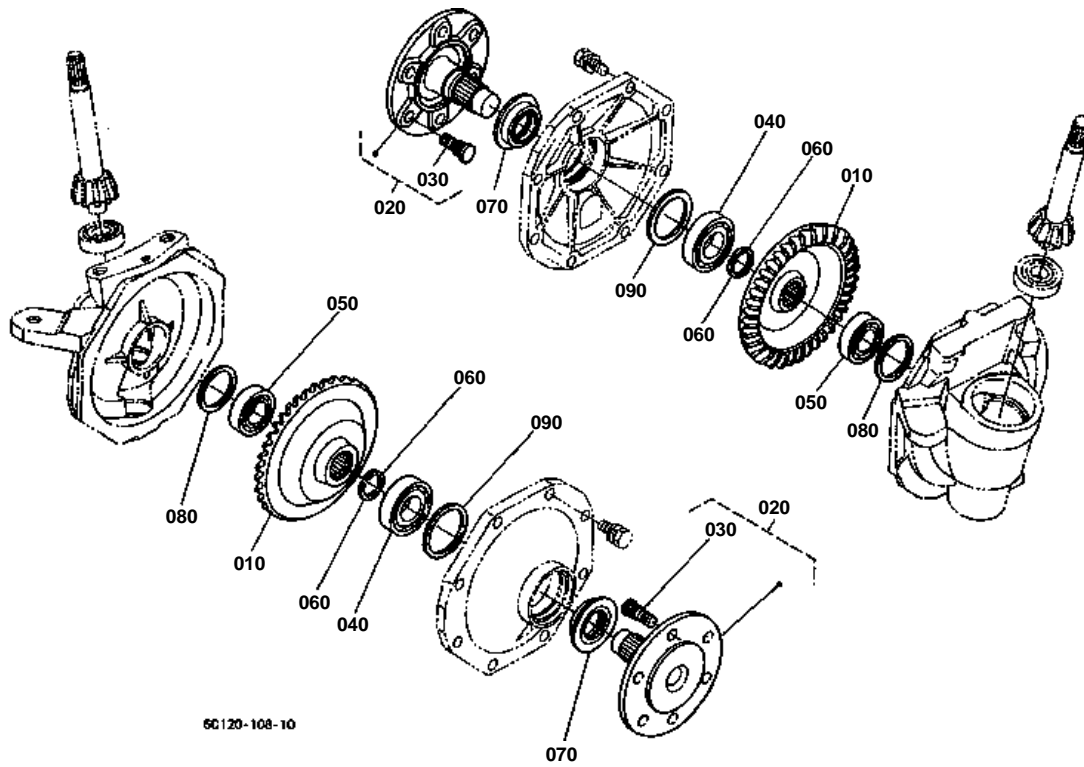


FRONT AXLE CASE

↔ Interchangeable; ≠ not interchangeable; ← new for old; → old for new

REF.No	Part No.	Description	Q'ty	S.No.	I/C	REMARKS	Weight (kgf)	Weight (lb)
010	6C120-56310	CASE GEAR LH	1				4.54	9.988
020	6C120-56320	CASE GEAR RH	1				4.45	9.79
030	01774-51010	BOLT FLANGE	2				0.08	0.176
040	04717-01000	WASHER WITH RUBBER	2				0.001	0.0022
050	6A320-56340	COVER GEAR CASE	2				0.7	1.54
060	01133-51028	BOLT	16				0.027	0.0594

FRONT AXLE



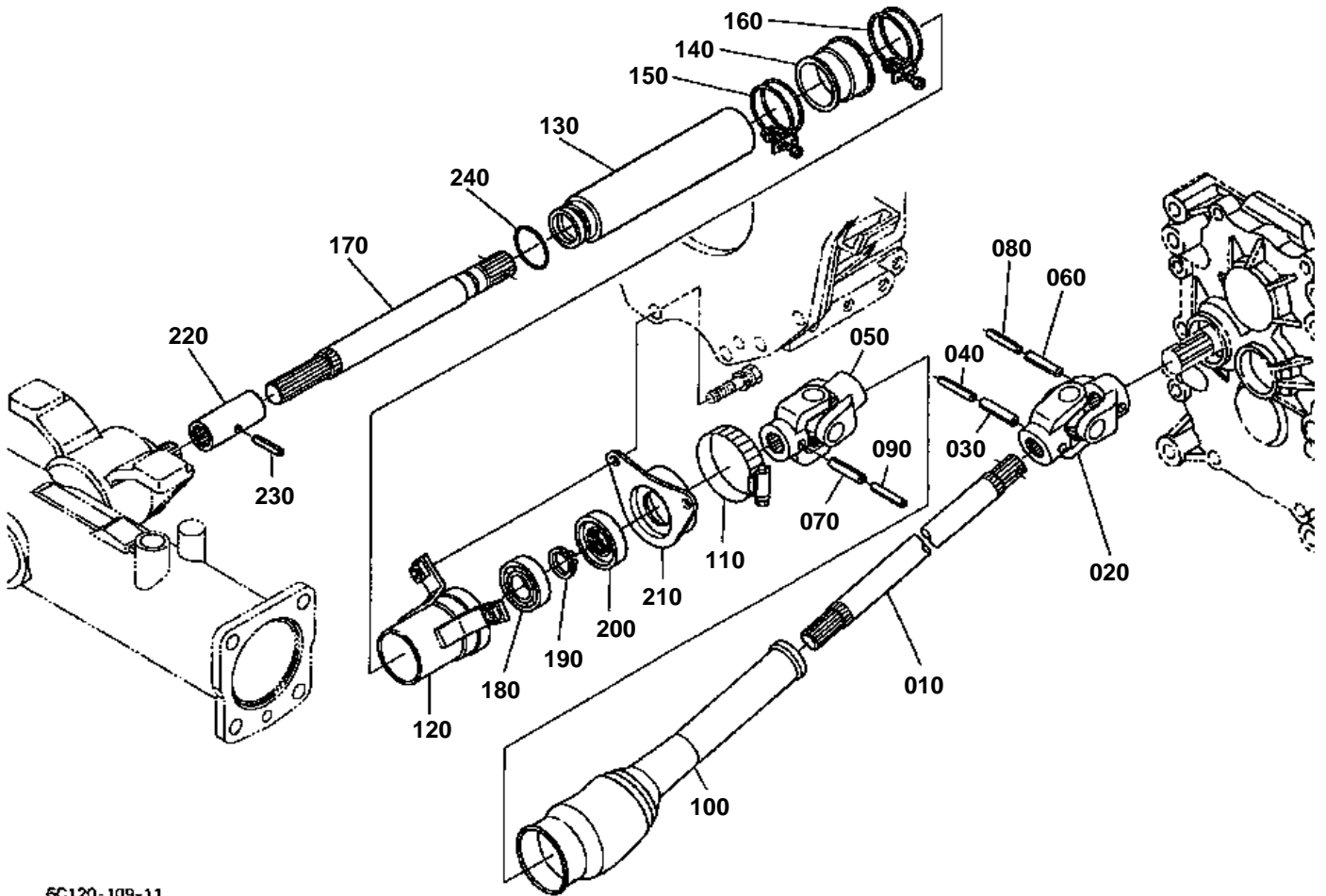
60120-108-10

**FRONT AXLE**

↔ Interchangeable; ≠ not interchangeable; ← new for old; → old for new

REF.No	Part No.	Description	Q'ty	S.No.	I/C	REMARKS	Weight (kgf)	Weight (lb)
010	6A320-57310	GEAR BEVEL	2			38T	2.05	4.51
020	6A100-57300	ASSY SHAFT F.AXLE	2				0	0
030	6C040-57330	BOLT	12				0.035	0.077
040	08101-06206	BEARING BALL	2				0.196	0.4312
050	08101-06205	BEARING BALL	2				0.14	0.308
060	67156-56820	COLLAR SET	4				0.004	0.0088
070	37410-57340	SEAL OIL	2				0	0
080	31353-43160	SHIM	2			0.80mm	0.01	0.022
080	66706-14350	SHIM SHAFT	2			1.00mm	0.004	0.0088
080	31353-43180	SHIM	2			1.20mm	0.003	0.0066
090	6C040-57140	SHIM	2			0.80mm	0.006	0.0132
090	6C040-57130	SHIM	2			1.00mm	0.008	0.0176
090	6C040-57150	SHIM	2			1.20mm	0.009	0.0198
090	6C040-57160	SHIM	2			1.40mm	0.011	0.0242

FRONT DRIVE SHAFT [MANUAL T/M TYPE]



6C120-109-11

110 09318-89069



110

6C120-817-10

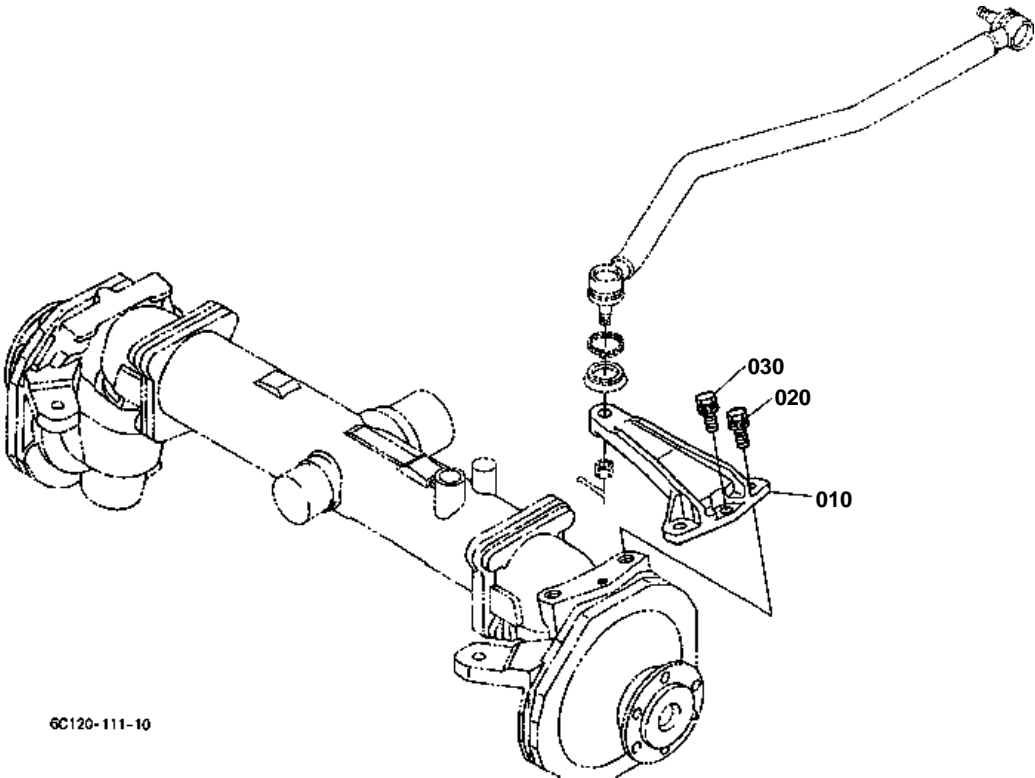


FRONT DRIVE SHAFT [MANUAL T/M TYPE]

↔ Interchangeable; ≠ not interchangeable; ← new for old; → old for new

REF.No	Part No.	Description	Q'ty	S.No.	I/C	REMARKS	Weight (kgf)	Weight (lb)
010	6C040-57512	SHAFT DRIVE	1				1.43	3.146
020	6C040-57500	ASSY JOINT UNIVERSAL	1				0.68	1.496
030	05411-00640	PIN SPRING	1				0.006	0.0132
040	32721-57680	PIN SPRING	1				0.002	0.0044
050	6C040-57542	ASSY JOINT UNIVERSAL	1				0.69	1.518
060	05411-00640	PIN SPRING	1				0.006	0.0132
070	05411-00640	PIN SPRING	1				0.006	0.0132
080	32721-57680	PIN SPRING	1				0.002	0.0044
090	32721-57680	PIN SPRING	1				0.002	0.0044
100	6C040-57550	COVER	1				0.045	0.099
110	09318-89069	CLAMP HOSE	1	<=30801			0.04	0.088
110	66103-58310	BAND	1	>=30802	←		0.02	0.044
120	6C040-57610	COVER FRONT SHAFT	1				0.25	0.55
130	6C040-57662	COVER FRONT SHAFT	1				0.25	0.55
140	6C040-57650	COVER FRONT SHAFT	1				0.035	0.077
150	09318-89052	CLAMP HOSE	1				0.03	0.066
160	09318-89058	CLAMP HOSE	1				0.028	0.0616
170	6C040-57622	SHAFT FRONT DRIVE	1				0.73	1.606
180	08141-06204	BEARING BALL	1				0.101	0.2222
190	04612-00200	CIR CLIP EXTERNAL	1				0.001	0.0022
200	6C040-57630	SEAL OIL	1				0.025	0.055
210	6C040-57640	SUPPORT	1				0.14	0.308
220	T0070-14710	COUPLING	1				0.16	0.352
230	05411-00430	PIN SPRING	1				0.002	0.0044
240	04811-06370	O RING	1				0	0
240	04816-06370	O RING	1		←		0.003	0.0066

KNUCKLE ARM



6C120-111-10

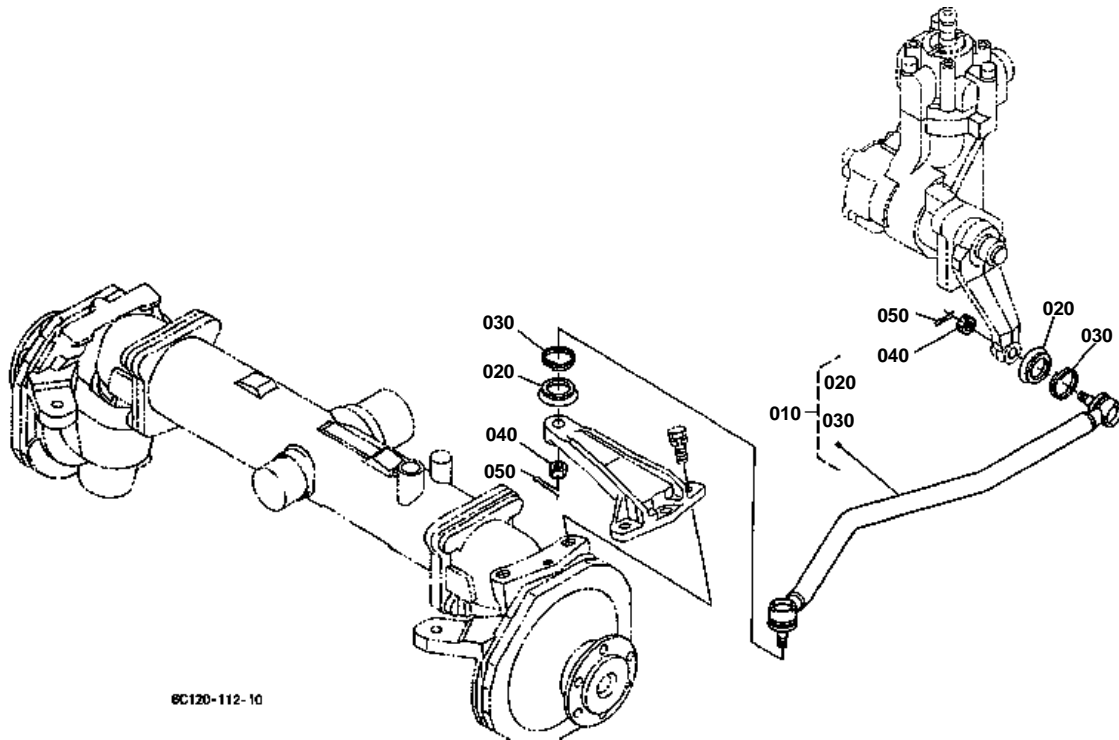


KNUCKLE ARM

↔ Interchangeable; ≠ not interchangeable; ← new for old; → old for new

REF.No	Part No.	Description	Q'ty	S.No.	I/C	REMARKS	Weight (kgf)	Weight (lb)
010	6C120-56410	ARM KNUCKLE	1				1.48	3.256
020	01138-61235	BOLT	2				0.02	0.044
030	01133-51025	BOLT	1				0.023	0.0506

DRAG LINK



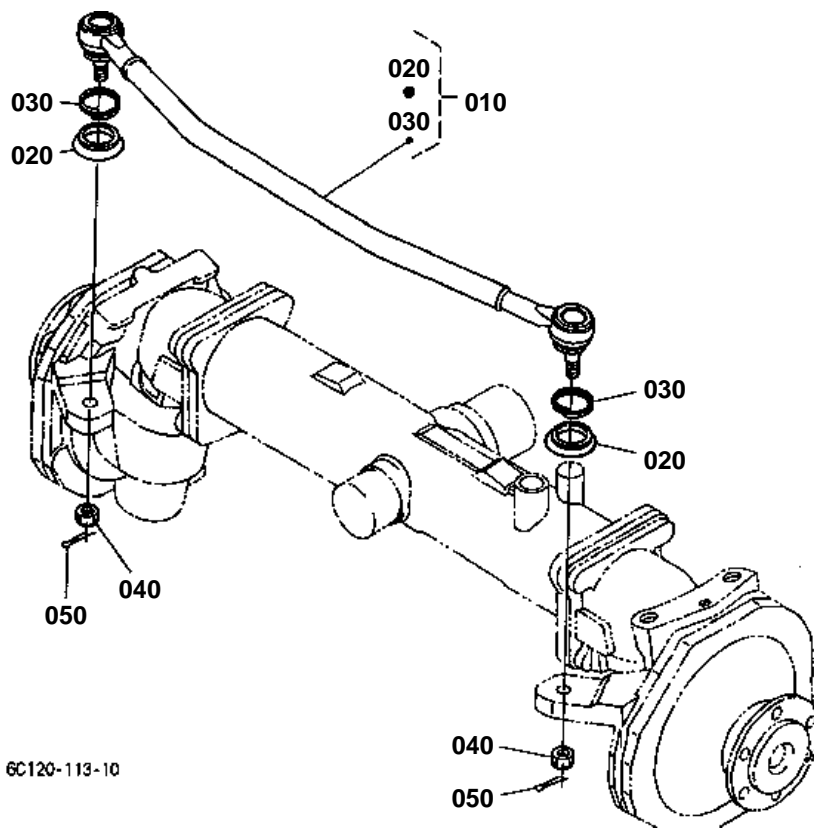


DRAG LINK

↔ Interchangeable; ≠ not interchangeable; ← new for old; → old for new

REF.No	Part No.	Description	Q'ty	S.No.	I/C	REMARKS	Weight (kgf)	Weight (lb)
010	6C140-57712	ASSY LINK DRAG	1				0	0
020	67121-56560	COVER DUST	2				0.008	0.0176
030	67121-56570	CLIP	2				0.003	0.0066
040	66591-56780	NUT	2				0.01	0.022
050	05511-52528	PIN SPLIT	2				0.001	0.0022

TIE ROD



6C120-113-10

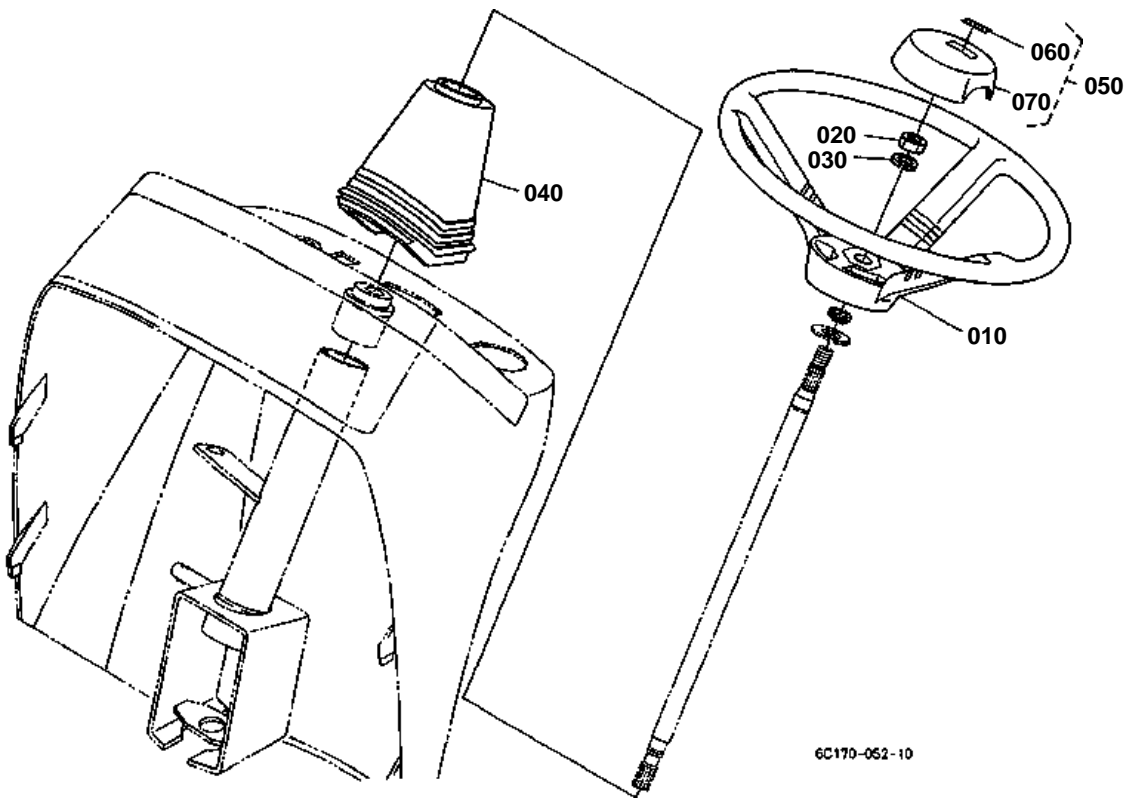


TIE ROD

↔ Interchangeable; ≠ not interchangeable; ← new for old; → old for new

REF.No	Part No.	Description	Q'ty	S.No.	I/C	REMARKS	Weight (kgf)	Weight (lb)
010	6A320-56423	ASSY ROD TIE	1	<=33133		NOT SALE	0	0
010	6C120-56420	ASSY ROD TIE	1	>=33134	←		0	0
020	67121-56560	COVER DUST	2				0.008	0.0176
030	67121-56570	CLIP	2				0.003	0.0066
040	66591-56780	NUT	2				0.01	0.022
050	05511-52522	PIN SPLIT	2	<=33133			0	0
050	05511-52520	PIN SPLIT	2	>=33134	←		0.001	0.0022

STEERING HANDLE



6C170-052-10

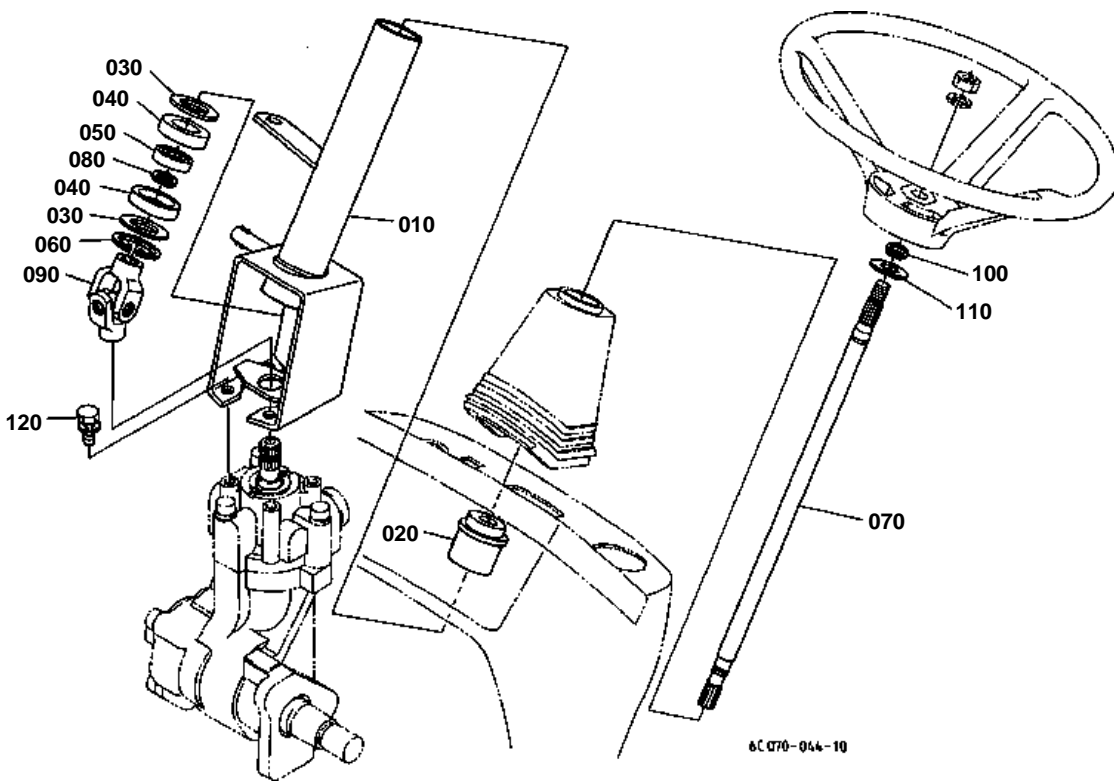


STEERING HANDLE

↔ Interchangeable; ≠ not interchangeable; ← new for old; → old for new

REF.No	Part No.	Description	Q'ty	S.No.	I/C	REMARKS	Weight (kgf)	Weight (lb)
010	6C040-41410	WHEEL STEERING	1				1.41	3.102
020	02174-50120	NUT	1				0.01	0.022
030	04512-60120	WASHER SPRING	1				0.005	0.011
040	6C070-53550	BOOT STEERING	1				0.093	0.2046
050	6C040-41420	ASSY PAD	1				0.041	0.0902
060	6C040-41440	MARK STEERING	1				0.001	0.0022
070	6C040-41430	PAD STEERING	1				0.039	0.0858

UNIVERSAL JOINT



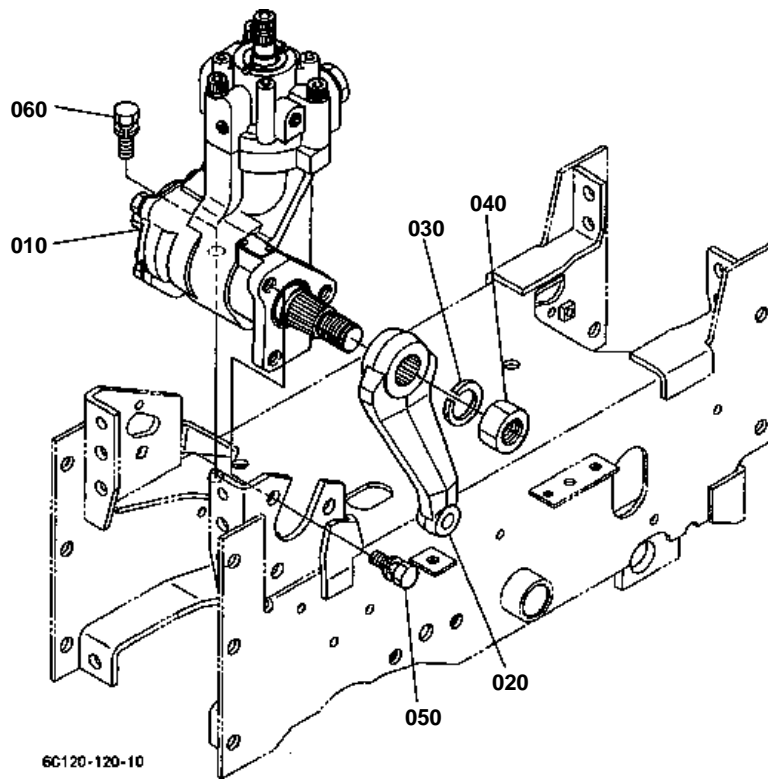


UNIVERSAL JOINT

↔ Interchangeable; ≠ not interchangeable; ← new for old; → old for new

REF.No	Part No.	Description	Q'ty	S.No.	I/C	REMARKS	Weight (kgf)	Weight (lb)
010	6C070-41320	POST STEERING	1				1.57	3.454
020	6C040-41510	BUSH	1				0.035	0.077
030	6C040-41390	COLLAR	2				0.007	0.0154
040	6C040-41523	COVER BEARING	2				0.007	0.0154
050	08121-06002	BEARING BALL	1				0.03	0.066
060	04611-00420	CIR CLIP INTERNAL	1				0.006	0.0132
070	6C070-41340	SHAFT STEERING	1				0.5	1.1
080	04612-00150	CIR CLIP EXTERNAL	1				0.001	0.0022
090	6C042-41330	JOINT UNIVERSAL	1				0.27	0.594
100	04612-00160	CIR CLIP EXTERNAL	1				0.001	0.0022
110	04013-60160	WASHER PLAIN	1				0.01	0.022
120	01123-50820	BOLT	4				0.011	0.0242

HYDRAULIC PUMP(PS)





HYDRAULIC PUMP(PS)

↔ Interchangeable; ≠ not interchangeable; ← new for old; → old for new

REF.No	Part No.	Description	Q'ty	S.No.	I/C	REMARKS	Weight (kgf)	Weight (lb)
010	6C070-41102	ASSY STEERING POWER	1	<=31002			0	0
010	6C070-41104	ASSY STEERING POWER	1	>=31003	←		0	0
010	6C070-41105	ASSY STEERING POWER	1	>=31833	←		11.1	24.42
020	6C140-41213	ARM PITMAN	1				0.8	1.76
030	04512-60220	WASHER SPRING	1				0.025	0.055
040	02176-50220	NUT	1				0.058	0.1276
050	01133-51230	BOLT	3				0.04	0.088
060	01133-51235	BOLT	2				0.05	0.11

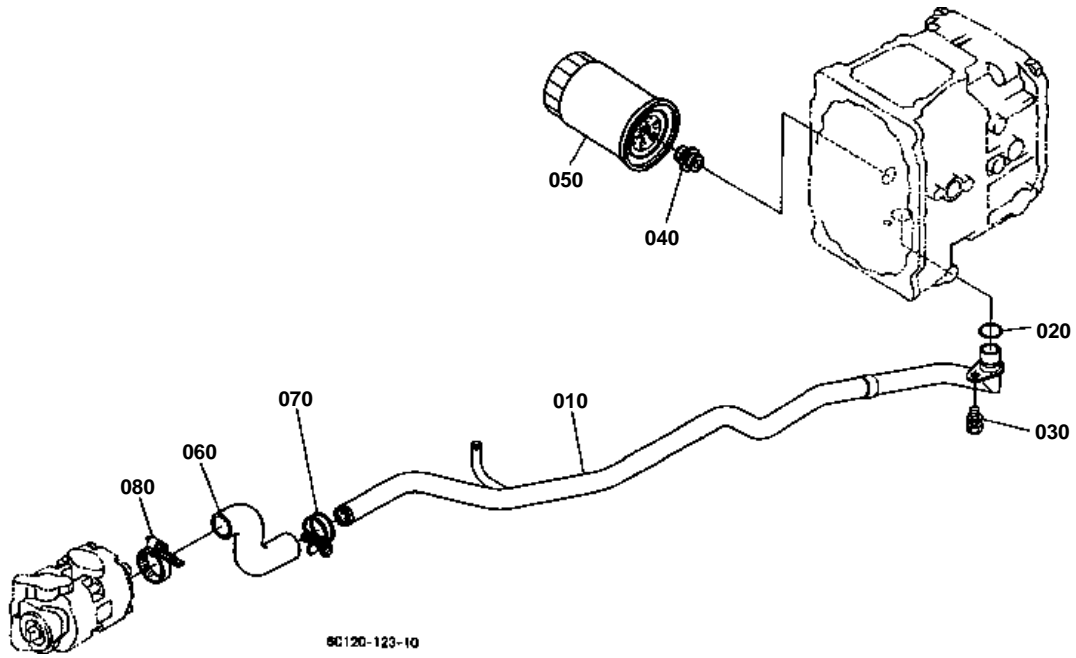


HYDRAULIC PUMP(PS) [COMPONENT PARTS]

↔ Interchangeable; ≠ not interchangeable; ← new for old; → old for new

REF.No	Part No.	Description	Q'ty	S.No.	I/C	REMARKS	Weight (kgf)	Weight (lb)
010	6C070-41102	ASSY STEERING POWER	1	<=31002			0	0
010	6C070-41104	ASSY STEERING POWER	1	>=31003	←		0	0
010	6C070-41105	ASSY STEERING POWER	1	>=31833	←		11.1	24.42
020	6C070-92000	ASSY CASE GEAR	1				5.23	11.506
030	35270-16140	GASKET	1				0.005	0.011
040	31351-66130	BEARING NEEDLE	1				0.03	0.066
050	35270-16150	SEAL OIL	1				0.015	0.033
060	99999-99999	BLANK	0				0	0
070	99999-99999	BLANK	0				0	0
080	99999-99999	BLANK	0				0	0
090	99999-99999	BLANK	0				0	0
100	6C070-92210	VALVE HOUSING	1	<=31002			0	0
100	6C070-92213	VALVE HOUSING	1	>=31003	←		0	0
100	6C070-92214	VALVE HOUSING	1	>=31833	≠		0	0
110	6A100-92220	SEAL OIL	1				0.006	0.0132
120	99999-99999	BLANK	0				0	0
130	T0430-37090	PLUG	3				0.003	0.0066
140	6C070-92230	POPPET	1				0.005	0.011
150	31351-66370	SCREW ADJUSTING	1				0.047	0.1034
160	31351-66390	O RING	1				0.001	0.0022
170	38430-66380	SPRING	1				0.015	0.033
180	31351-66380	NUT	1				0.022	0.0484
185	6C042-41540	FERRULE	2				0.004	0.0088
186	6C070-92240	O RING	1				0.001	0.0022
190	32721-92300	ASSY SHAFT SECTOR	1				1.3	2.86
200	35270-16620	SCREW ADJUSTING	1				0.028	0.0616
210	35270-16630	BOLT	1				0.011	0.0242
220	6A320-92350	ASSY COVER SIDE	1				0.73	1.606
225	35270-16420	BEARING NEEDLE	1				0.045	0.099
226	04810-50600	O RING	1				0.002	0.0044
230	6C070-92300	ASSY SHAFT PISTON	1	<=31832			0	0
230	6C070-92302	ASSY SHAFT PISTON	1	>=31833	≠		2.57	5.654
240	6A100-92510	SEAL	4				0.002	0.0044
250	99999-99999	BLANK	0				0	0
260	04811-10060	O RING	1				0.001	0.0022
270	99999-99999	BLANK	0				0	0
280	6A100-92540	SQUARE RING	1				0.001	0.0022
290	6A100-92550	RING SNAP	1				0.002	0.0044
300	99999-99999	BLANK	0				0	0
310	99999-99999	BLANK	0				0	0
320	T0430-37160	PLUG	1	<=31832			0.1	0.22
320	6A600-92030	PLUG	1	>=31833	≠		0.09	0.198
330	T0430-37170	SEAL	1				0.001	0.0022
340	04811-50650	O RING	1				0.002	0.0044
350	04810-00060	O RING	1				0	0
350	04817-00060	O RING	1				0	0
360	04811-50500	O RING	1	<=31832	←		0.001	0.0022
360	04810-50500	O RING	1	>=31833	≠		0.005	0.011
360	04817-50500	O RING	1		←		0	0
370	31351-66280	RING	1				0.002	0.0044
380	6C042-41850	BOLT	3				0.05	0.11
390	04512-60100	WASHER SPRING	7				0.002	0.0044
400	35270-16650	BOLT	4				0.02	0.044
410	66363-41250	NUT	1				0.01	0.022
420	35270-16690	GASKET	2				0.001	0.0022
430	35270-16700	NUT	1				0.11	0.242

HYDRAULIC OIL LINE(SUCTION)



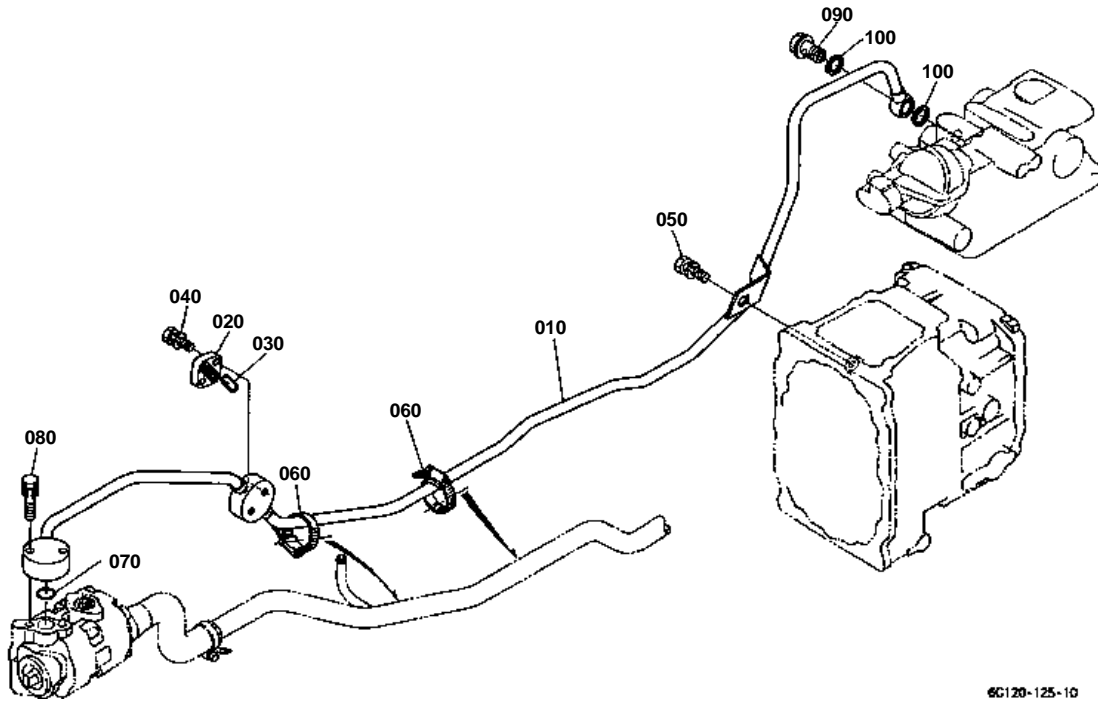


HYDRAULIC OIL LINE(SUCTION)

↔ Interchangeable; ≠ not interchangeable; ← new for old; → old for new

REF.No	Part No.	Description	Q'ty	S.No.	I/C	REMARKS	Weight (kgf)	Weight (lb)
010	6C140-39112	PIPE SUCTION	1				0	0
020	04811-00200	O RING	1				0	0
020	04816-00200	O RING	1		←		0.003	0.0066
030	01123-50818	BOLT	1				0.012	0.0264
040	38240-37780	JOINT SCREW	1				0.03	0.066
050	67955-37710	CARTRIDGE OIL FILTER	1				0.39	0.858
060	6C140-39150	HOSE INLET	1				0.09	0.198
070	67980-58640	CLAMP HOSE	1				0.02	0.044
080	67955-36230	CLAMP	1				0.023	0.0506

HYDRAULIC OIL LINE(DELIVERY)



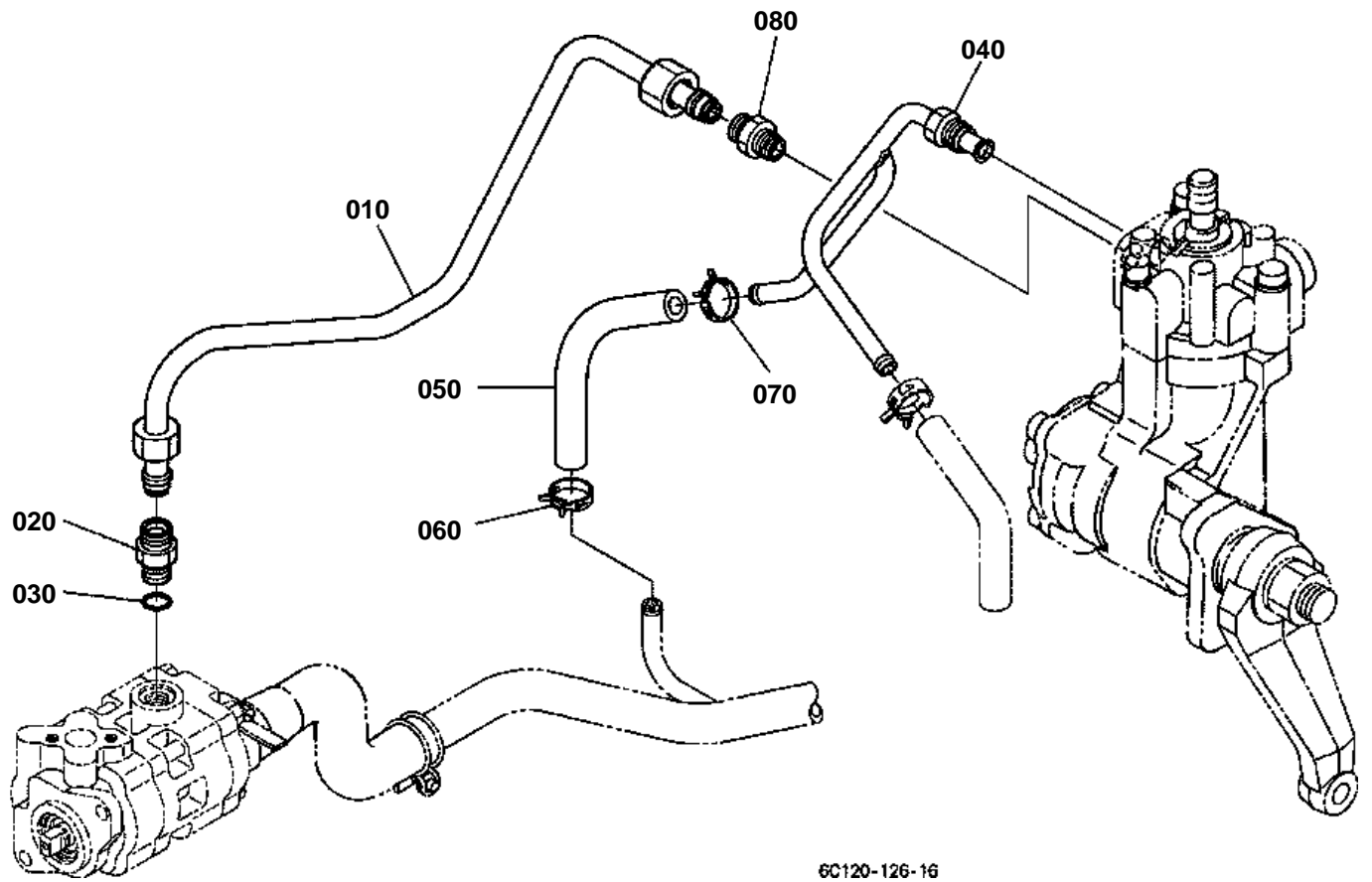


HYDRAULIC OIL LINE(DELIVERY)

↔ Interchangeable; ≠ not interchangeable; ← new for old; → old for new

REF.No	Part No.	Description	Q'ty	S.No.	I/C	REMARKS	Weight (kgf)	Weight (lb)
010	6C120-39210	PIPE DELIVERY	1	<=30739			1.05	2.31
010	6C120-39213	PIPE DELIVERY	1	>=30740	≠		0	0
020	6C040-36620	CAP	1				0.022	0.0484
030	37410-36630	O RING	1				0.001	0.0022
040	01123-50830	BOLT	2				0.015	0.033
050	01125-51022	BOLT	1	<=30739			0	0
050	01125-50818	BOLT	1	>=30740	≠		0.015	0.033
060	67955-36230	CLAMP	2				0.023	0.0506
070	04811-00200	O RING	1				0	0
070	04816-00200	O RING	1		←		0.003	0.0066
080	01123-50840	BOLT	2				0.018	0.0396
090	6A320-39290	BOLT JOINT	1				0.06	0.132
100	67111-37180	GASKET	2				0.003	0.0066

HYDRAULIC OIL LINE(STEERING)

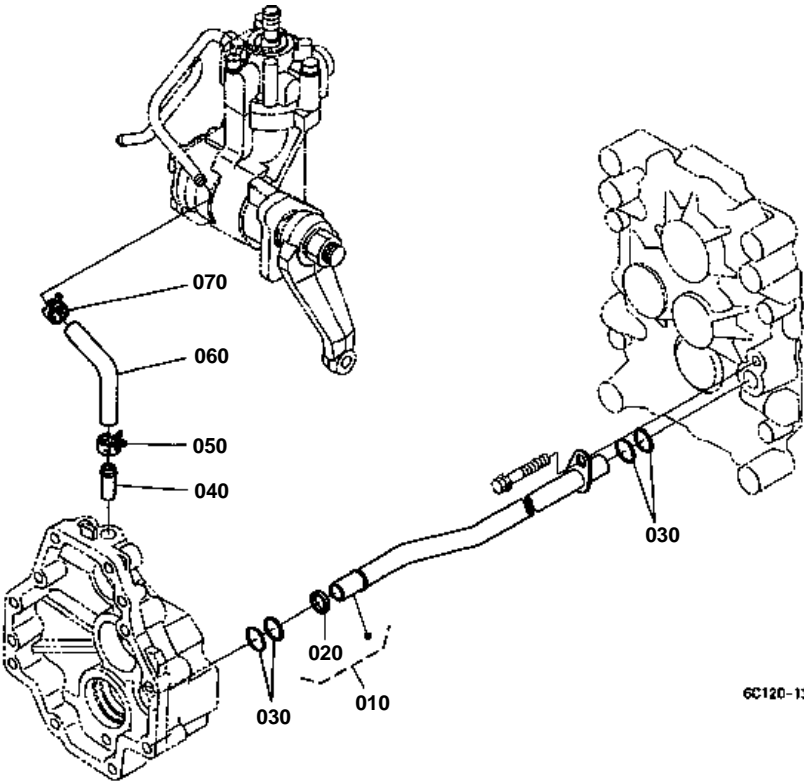




HYDRAULIC OIL LINE(STEERING)

↔ Interchangeable; ≠ not interchangeable; ← new for old; → old for new

REF.No	Part No.	Description	Q'ty	S.No.	I/C	REMARKS	Weight (kgf)	Weight (lb)
010	6C140-39220	PIPE DELIVERY	1				0.28	0.616
020	06012-51223	JOINT PIPE	1				0.04	0.088
030	04811-00110	O RING	1	≤32708			0	0
030	04816-00110	O RING	1	≥32709	←		0.001	0.0022
040	6C140-39313	PIPE	1				0.1	0.22
050	6C140-39330	HOSE	1				0.032	0.0704
060	6C050-58750	CLAMP HOSE	1				0.02	0.044
060	6A600-39330	CLAMP HOSE	1		↔		0.006	0.0132
070	6C050-58750	CLAMP HOSE	1				0.02	0.044
070	6A600-39330	CLAMP HOSE	1		↔		0.006	0.0132
080	6C070-39430	JOINT PIPE	1				0.038	0.0836



6C120-130-10

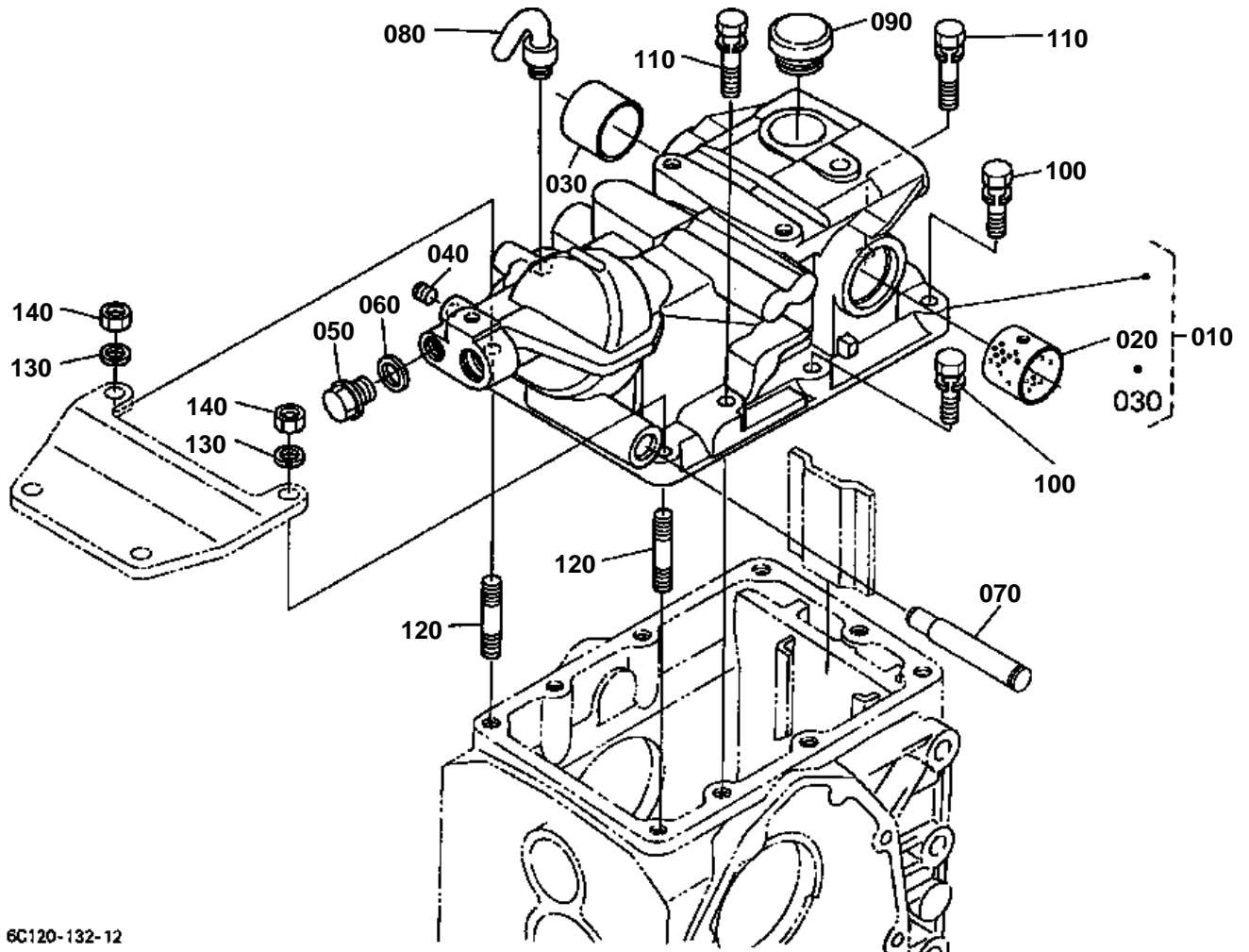


HYDRAULIC OIL LINE (F/M) [MANUAL T/M TYPE]
[TYPE DE T/M MANUELLE]

↔ Interchangeable; ≠ not interchangeable; ← new for old; → old for new

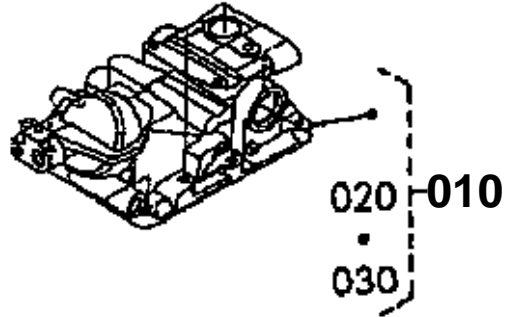
REF.No	Part No.	Description	Q'ty	S.No.	I/C	REMARKS	Weight (kgf)	Weight (lb)
010	6C140-13150	PIPE	1				0.25	0.55
020	6C040-13160	RING	1				0.001	0.0022
030	04811-06170	O RING	4				0	0
030	04816-06170	O RING	4		←		0.005	0.011
040	6C140-13190	JOINT	1				0.008	0.0176
050	09318-88125	CLAMP HOSE	1				0.001	0.0022
060	6C050-13140	HOSE HYDRAULIC	1				0.013	0.0286
070	09318-88125	CLAMP HOSE	1				0.001	0.0022

HYDRAULIC CYLINDER



6C120-132-12

010 6C120-3603-0



6C166-800-10

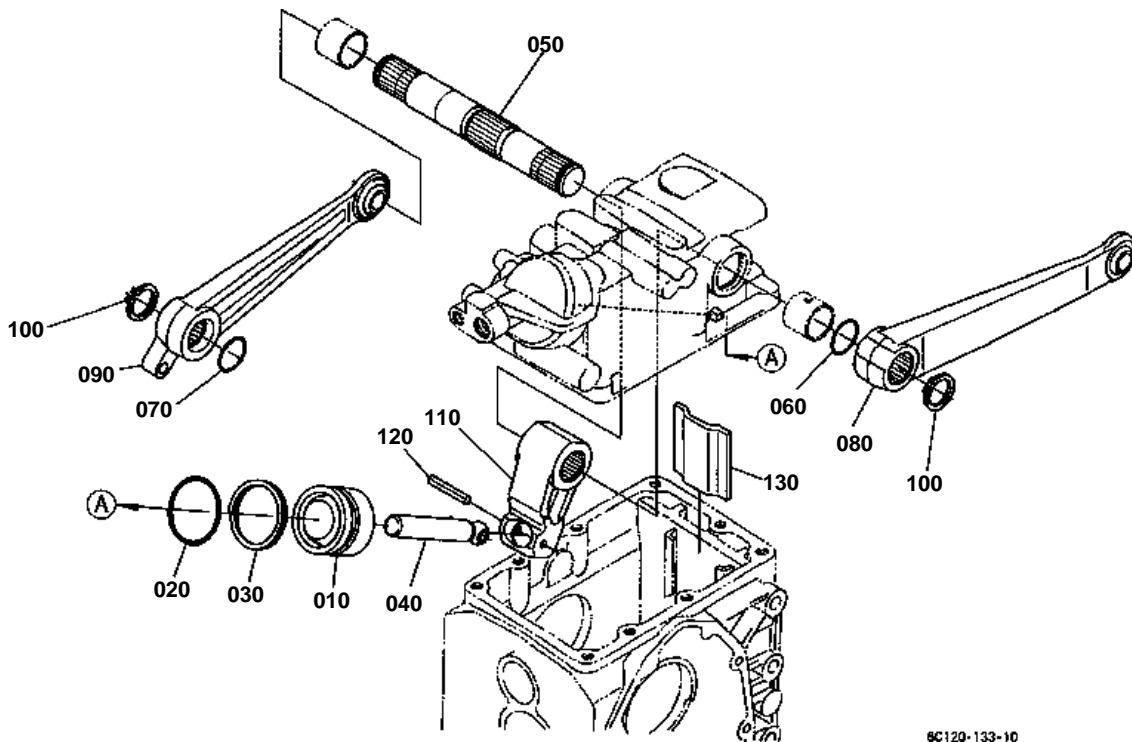


HYDRAULIC CYLINDER

↔ Interchangeable; ≠ not interchangeable; ← new for old; → old for new

REF.No	Part No.	Description	Q'ty	S.No.	I/C	REMARKS	Weight (kgf)	Weight (lb)
010	6C120-36030	ASSY CASE CYLINDER	1	<=31982			0	0
010	6C120-36032	ASSY CASE CYLINDER	1	>=31983	←		11.2	24.64
010	6C120-36033	ASSY CASE CYLINDER	1		≠		11.4	25.08
020	6A320-36490	BUSH	1				0.036	0.0792
030	6A320-36470	BUSH	1				0.048	0.1056
040	32701-36150	PLUG	1				0.005	0.011
050	37150-36730	PLUG	1				0.03	0.066
060	37150-36720	GASKET	1				0.01	0.022
070	6C120-42670	SHAFT FULCRUM	1				0.22	0.484
080	6A100-36410	BREATHER	1				0.006	0.0132
090	6A100-36420	PLUG OIL FILLER	1				0.018	0.0396
100	01123-51035	BOLT	5				0.025	0.055
110	01123-51045	BOLT	2				0.032	0.0704
120	01555-51035	STUD	2				0.029	0.0638
130	04512-60100	WASHER SPRING	2				0.002	0.0044
140	02118-50100	NUT	2				0.005	0.011

HYDRAULIC PISTON/LIFT ARM



9C120-133-10

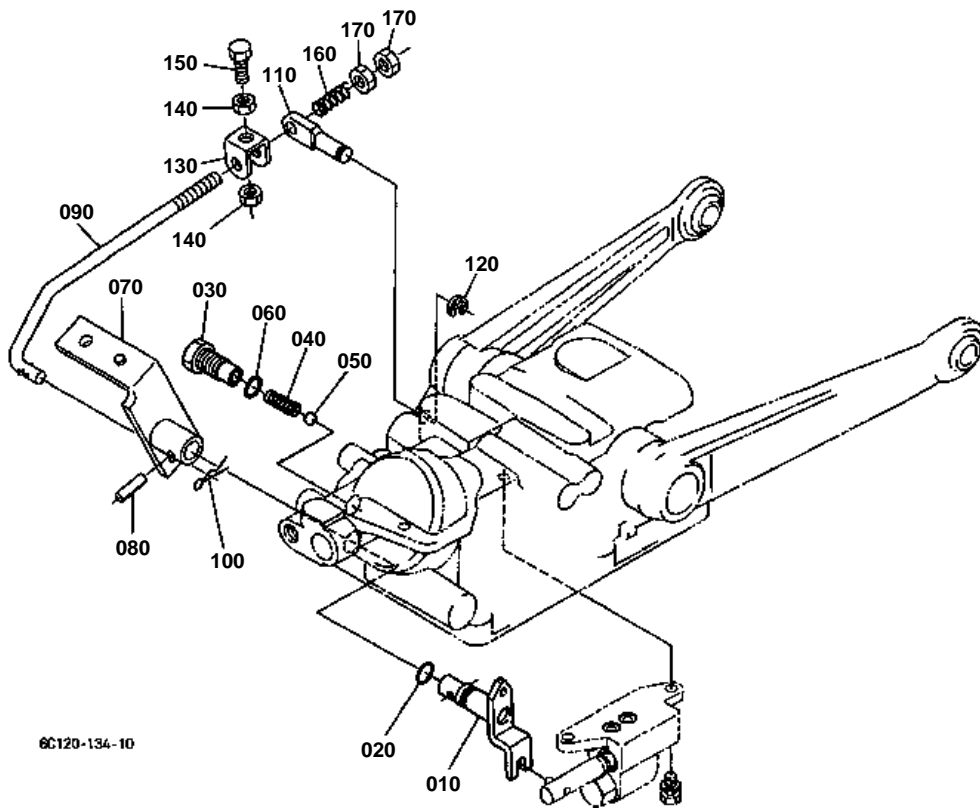


HYDRAULIC PISTON/LIFT ARM

↔ Interchangeable; ≠ not interchangeable; ← new for old; → old for new

REF.No	Part No.	Description	Q'ty	S.No.	I/C	REMARKS	Weight (kgf)	Weight (lb)
010	6A320-36410	PISTON HYD.	1				0.61	1.342
020	04810-00550	O RING	1				0.008	0.0176
030	68773-21560	RING BACK UP	1				0.005	0.011
040	6A320-36430	ROD HYD.PISTON	1				0.35	0.77
050	6C120-36580	SHAFT HYD.ARM	1				1.29	2.838
060	04811-00300	O RING	1				0	0
060	04816-00300	O RING	1		←		0.001	0.0022
070	04811-00320	O RING	1				0	0
070	04816-00320	O RING	1		←		0.003	0.0066
080	6C120-36510	ARM LIFT LH	1				1.66	3.652
090	6C120-36520	ARM LIFT RH	1				1.6	3.52
100	04612-00300	CIR CLIP EXTERNAL	2				0.003	0.0066
110	6A320-36453	ARM HYDRAULIC	1				0.85	1.87
120	05411-00640	PIN SPRING	1				0.006	0.0132
130	6C040-36750	STOPPER	1				0.188	0.4136

FEED BACK LEVER



6C120-134-10

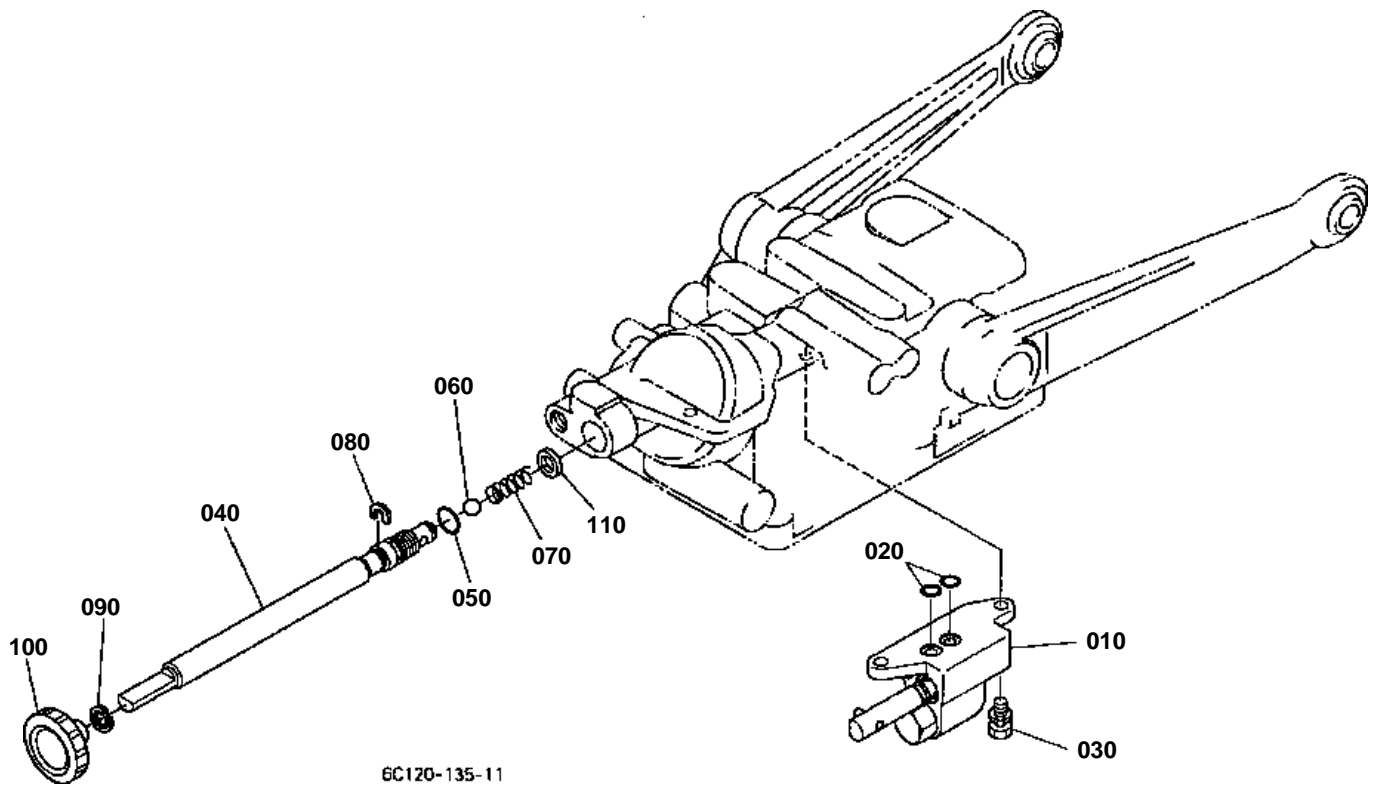


FEED BACK LEVER

↔ Interchangeable; ≠ not interchangeable; ← new for old; → old for new

REF.No	Part No.	Description	Q'ty	S.No.	I/C	REMARKS	Weight (kgf)	Weight (lb)
010	6C090-36932	SHAFT CONTROL LEVER	1				0.1	0.22
020	04811-00110	O RING	1				0	0
020	04816-00110	O RING	1		←		0.001	0.0022
030	6C090-36060	PLUG	1				0.045	0.099
040	K3511-36080	SPRING	1				0.005	0.011
050	07715-01605	BALL	1				0.003	0.0066
060	04811-00140	O RING	1				0	0
060	04816-00140	O RING	1		←		0.002	0.0044
070	6C120-36270	ARM CONTROL LEVER	1				0.21	0.462
080	05411-00520	PIN SPRING	1				0.002	0.0044
090	6C090-36233	ROD FEED BACK	1				0	0
100	05525-50800	PIN SNAP	1				0.001	0.0022
110	6C090-36220	PIN FEED BACK	1				0.03	0.066
120	04613-50080	CIR CLIP EXTERNAL	1				0.001	0.0022
130	66611-36320	INTERLOCKER	1				0.022	0.0484
140	02112-50080	NUT	2				0.003	0.0066
150	01153-50822	BOLT	1				0.011	0.0242
160	68001-63250	SPRING	1				0.005	0.011
170	6C090-36460	NUT	2				0.006	0.0132

CONTROL VALVE



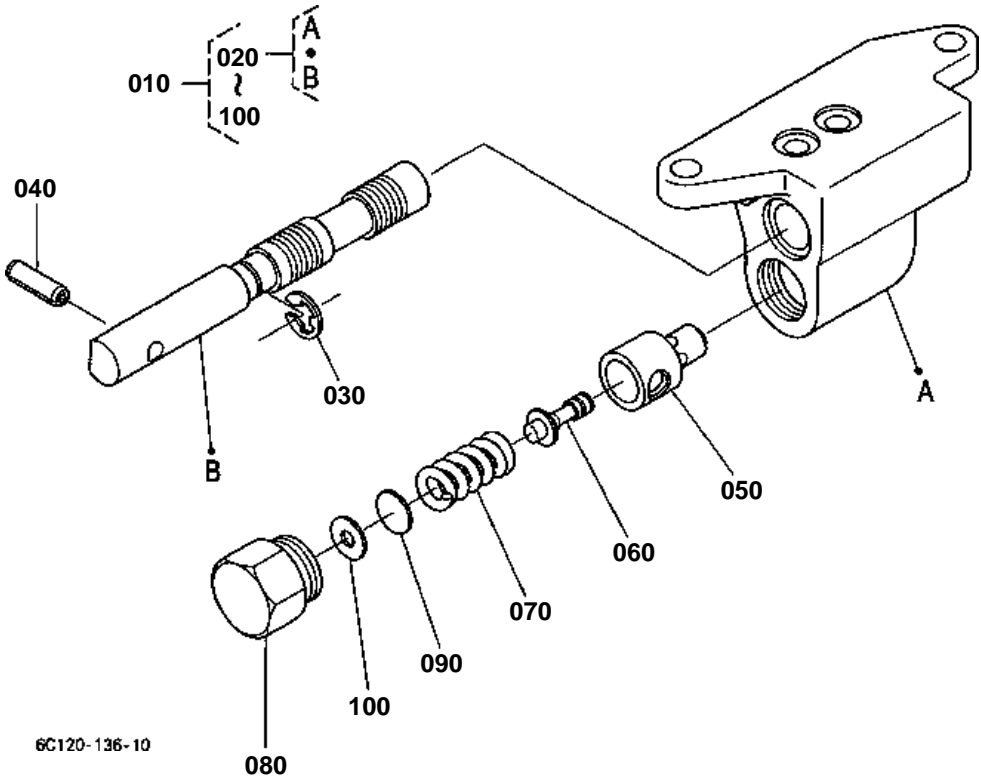


CONTROL VALVE

↔ Interchangeable; ≠ not interchangeable; ← new for old; → old for new

REF.No	Part No.	Description	Q'ty	S.No.	I/C	REMARKS	Weight (kgf)	Weight (lb)
010	6C120-36200	ASSY VALVE CONTROL	1				0.82	1.804
020	04810-00100	O RING	2				0	0
020	04817-00100	O RING	2		←		0	0
030	01123-50825	BOLT	2				0.013	0.0286
040	6C120-37220	SHAFT HYD.ADJUST	1				0.17	0.374
050	04810-00100	O RING	1				0	0
050	04817-00100	O RING	1		←		0	0
060	07715-03209	BALL	1				0.002	0.0044
070	6C120-37440	SPRING	1				0	0
070	6A600-93650	SPRING	1		≠		0.001	0.0022
080	6A320-37410	STOPPER	1				0.002	0.0044
090	04611-00190	CIR CLIP INTERNAL	1				0.001	0.0022
100	37410-36643	GRIP	1				0.03	0.066
110	04012-50040	WASHER PLAIN	1	>=30906			0.001	0.0022
110	6A600-36270	COLLAR	1		≠		0.002	0.0044

CONTROL VALVE [COMPONENT PARTS]



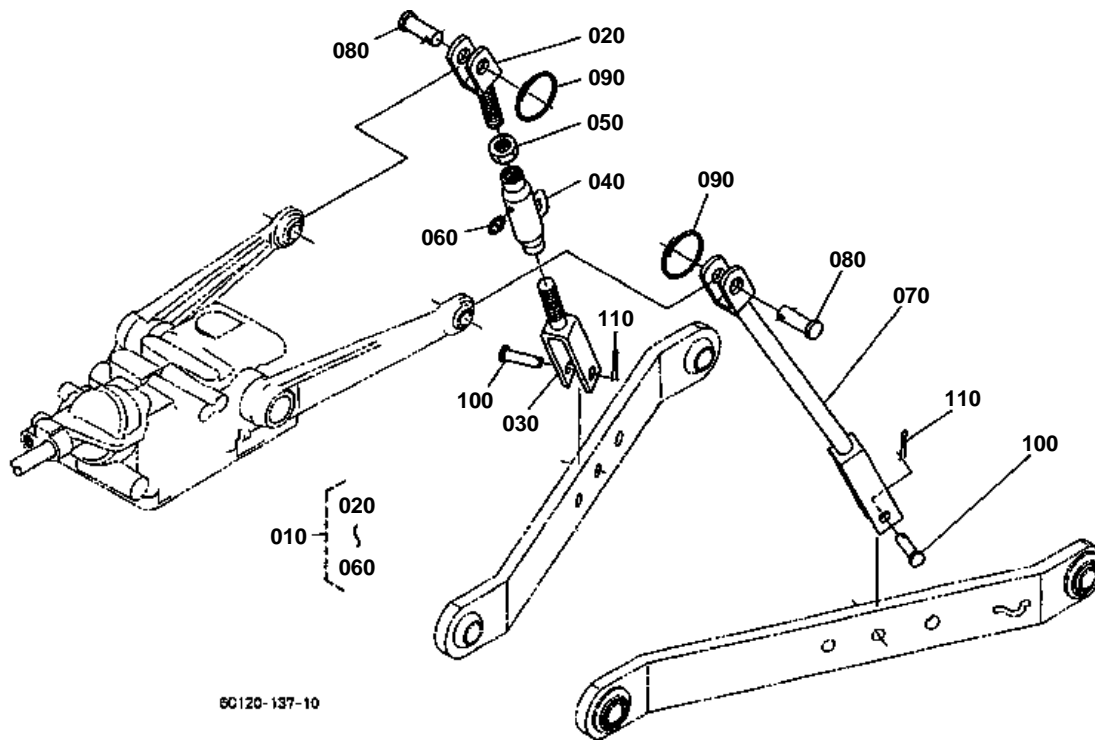


CONTROL VALVE [COMPONENT PARTS]

↔ Interchangeable; ≠ not interchangeable; ← new for old; → old for new

REF.No	Part No.	Description	Q'ty	S.No.	I/C	REMARKS	Weight (kgf)	Weight (lb)
010	6C120-36200	ASSY VALVE CONTROL	1				0.82	1.804
020	6C120-36600	ASSY BODY-SPOOL	1				0.75	1.65
030	04613-50090	CIR CLIP EXTERNAL	1				0.001	0.0022
040	05411-00620	PIN SPRING	1				0.002	0.0044
050	31351-37930	SEAT RELIEF VALVE	1				0.02	0.044
060	31351-37940	POPPET	1				0.005	0.011
070	6C120-36680	SPRING RELIEF	1				0.009	0.0198
080	6C120-36690	PLUG	1				0.04	0.088
090	31351-37970	SHIM	1			0.10mm	0.001	0.0022
090	31351-37960	SHIM	1			0.20mm	0.001	0.0022
090	31351-37950	SHIM	1			0.40mm	0.001	0.0022
100	04013-60050	WASHER PLAIN	1				0.001	0.0022

3-POINT LINKAGE 2(LIFT ROD)



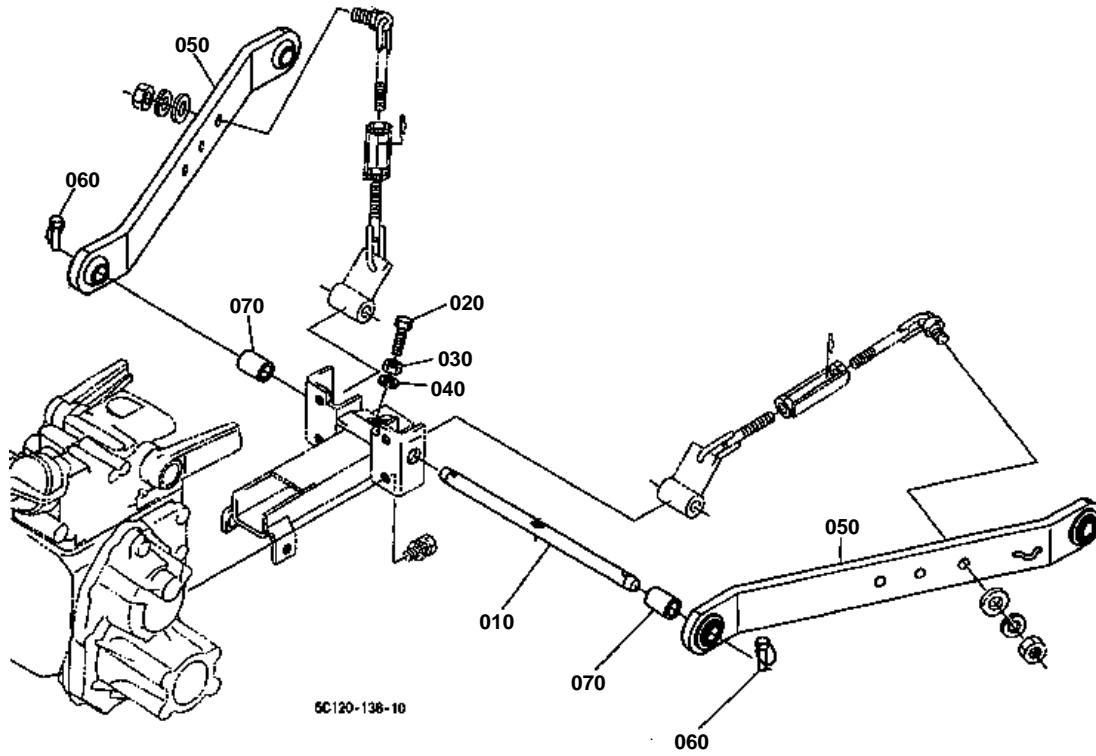


3-POINT LINKAGE 2(LIFT ROD)

↔ Interchangeable; ≠ not interchangeable; ← new for old; → old for new

REF.No	Part No.	Description	Q'ty	S.No.	I/C	REMARKS	Weight (kgf)	Weight (lb)
010	6C140-65200	ASSY ROD LIFT RH	1				1.45	3.19
020	6C040-65230	ROD LIFT UPPER RH	1				0.36	0.792
030	6C140-65240	ROD LIFT LOWER RH	1				0.62	1.364
040	6C070-65250	ROD LIFT MIDDLE	1				0.45	0.99
050	02172-50180	NUT	1				0.021	0.0462
060	06613-10675	NIPPLE GREASE	1				0.003	0.0066
070	6C140-65270	ROD LIFT LH	1				1.2	2.64
080	05122-51645	PIN JOINT	2				0.075	0.165
090	67156-34340	RING SNAP	2				0.01	0.022
100	05122-51240	PIN JOINT	2				0.039	0.0858
110	05511-50425	PIN SPLIT	2				0.003	0.0066

LOWER LINK



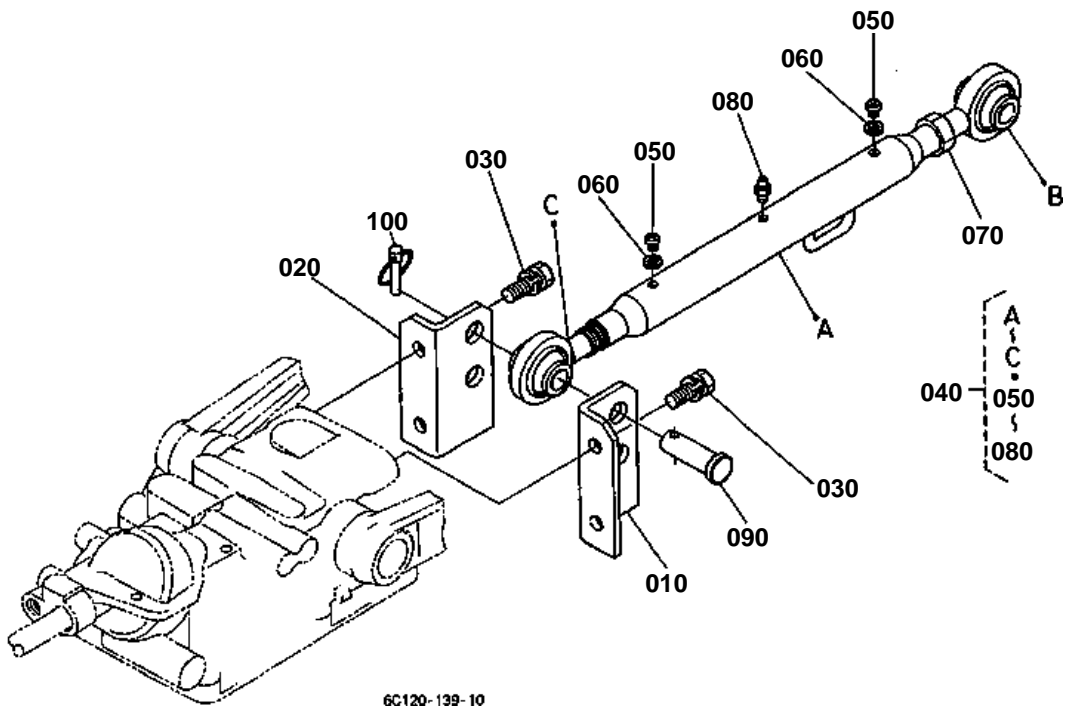


LOWER LINK

↔ Interchangeable; ≠ not interchangeable; ← new for old; → old for new

REF.No	Part No.	Description	Q'ty	S.No.	I/C	REMARKS	Weight (kgf)	Weight (lb)
010	6C040-66010	PIN LOWER LINK	1				1.14	2.508
020	6C040-65120	BOLT	1				0.02	0.044
030	02018-50100	NUT	1				0.011	0.0242
040	04512-60100	WASHER SPRING	1				0.002	0.0044
050	6C040-65210	COMP.LINK LOWER	2				5.24	11.528
060	34150-37640	PIN SET	4				0.06	0.132
070	66204-65350	SPACER	2				0.12	0.264

3-POINT LINKAGE 1(LOWER LINK)



6C120-139-10

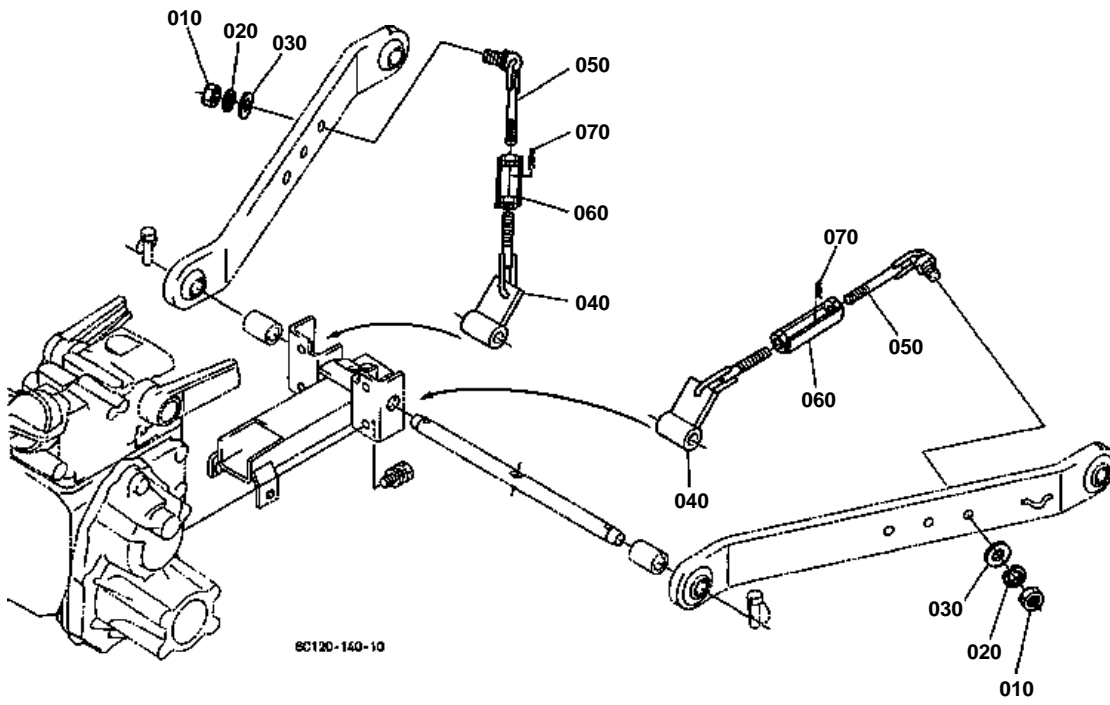


3-POINT LINKAGE 1(LOWER LINK)

↔ Interchangeable; ≠ not interchangeable; ← new for old; → old for new

REF.No	Part No.	Description	Q'ty	S.No.	I/C	REMARKS	Weight (kgf)	Weight (lb)
010	6C040-65190	BRACKET TOP LINK LH	1				0.65	1.43
020	6C040-65160	BRACKET TOP LINK RH	1				0.65	1.43
030	01123-51230	BOLT	4				0.04	0.088
040	6C070-65400	ASSY LINK TOP	1				2.12	4.664
050	03014-50606	SCREW PAN-HEAD	2				0.027	0.0594
060	04512-60060	WASHER SPRING	2				0.001	0.0022
070	02152-50200	NUT	1				0.032	0.0704
080	06613-10675	NIPPLE GREASE	1				0.003	0.0066
090	31150-71360	PIN JOINT	2				0.166	0.3652
100	34150-37640	PIN SET	2				0.06	0.132

CHECK CHAIN

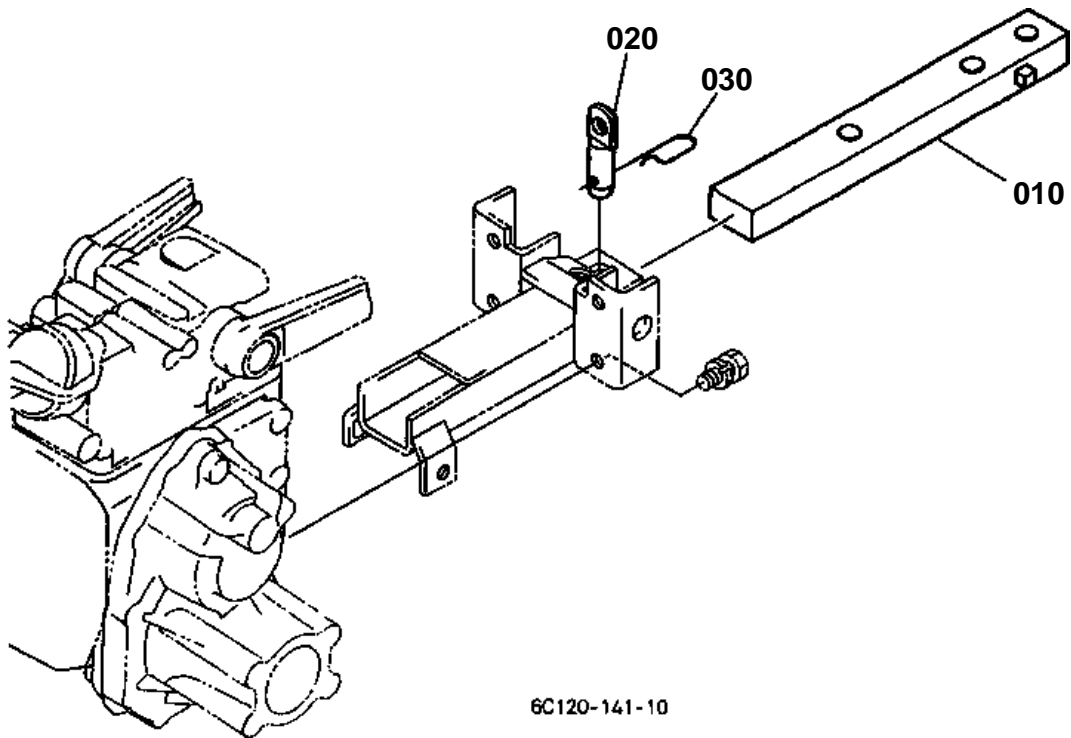




CHECK CHAIN

↔ Interchangeable; ≠ not interchangeable; ← new for old; → old for new

REF.No	Part No.	Description	Q'ty	S.No.	I/C	REMARKS	Weight (kgf)	Weight (lb)
010	02174-50160	NUT	2				0.022	0.0484
020	04512-60160	WASHER SPRING	2				0.01	0.022
030	04015-60160	WASHER PLAIN	2				0.058	0.1276
040	6C040-65290	BRACKET CHECK CHAIN	2	<=31317			0	0
040	6C040-65294	BRACKET CHECK CHAIN	2	>=31318	←		0	0
050	6C040-65320	BOLT TURNBUCKLE	2	<=31317			0	0
050	6C040-65323	BOLT TURNBUCKLE	2	>=31318	←		0	0
060	6C040-65390	TURNBUCKLE	2				0.2	0.44
070	05515-61200	PIN SNAP	2				0.005	0.011



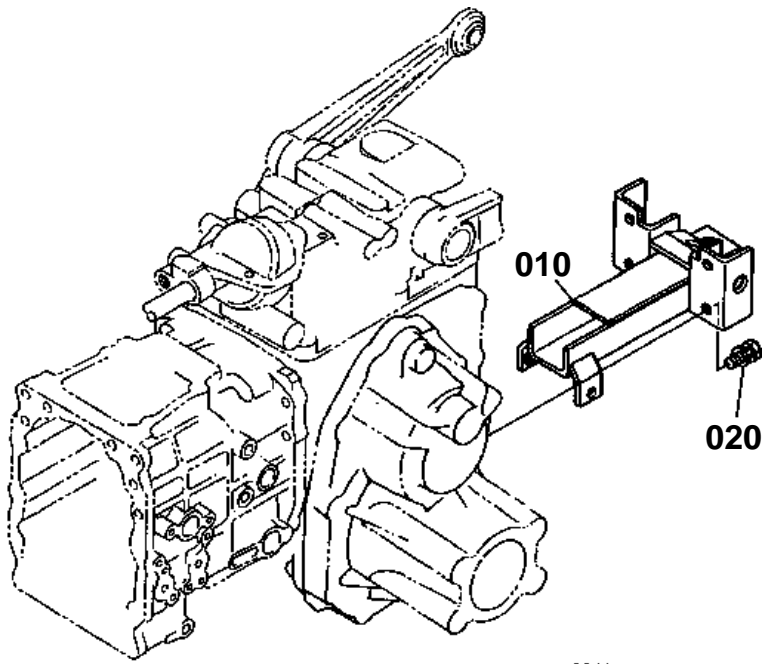
6C120-141-10



DRAWBAR

↔ Interchangeable; ≠ not interchangeable; ← new for old; → old for new

REF.No	Part No.	Description	Q'ty	S.No.	I/C	REMARKS	Weight (kgf)	Weight (lb)
010	6C040-67110	DRAWBAR	1				4.5	9.9
020	6C040-65610	PIN HITCH	1				0.18	0.396
030	31150-29730	PIN SPRING	1				0.044	0.0968



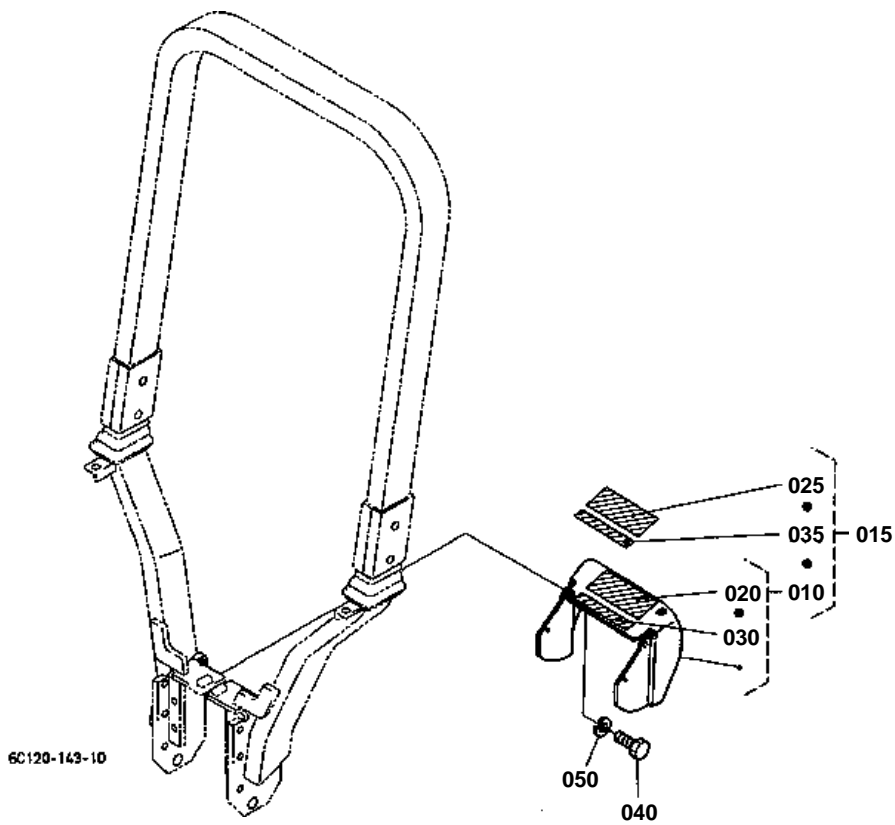
6C120-142-10



HITCH

↔ Interchangeable; ≠ not interchangeable; ← new for old; → old for new

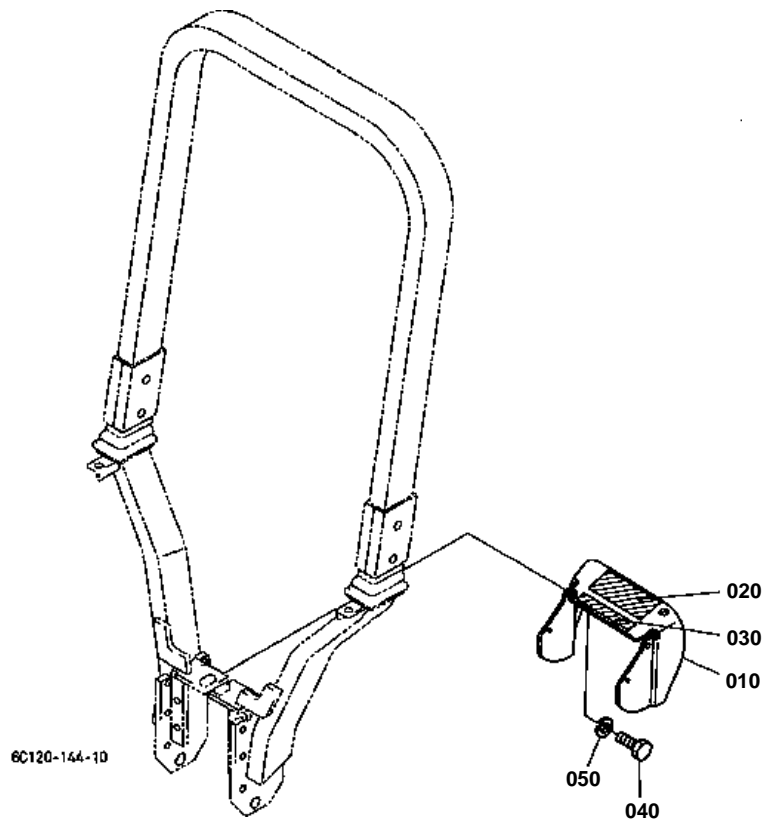
REF.No	Part No.	Description	Q'ty	S.No.	I/C	REMARKS	Weight (kgf)	Weight (lb)
010	6C040-65604	COMP.HITCH	1				3.35	7.37
020	01123-51230	BOLT	4				0.04	0.088



**PTO PROTECTOR [EXCEPT[AU]]**

↔ Interchangeable; ≠ not interchangeable; ← new for old; → old for new

REF.No	Part No.	Description	Q'ty	S.No.	I/C	REMARKS	Weight (kgf)	Weight (lb)
010	6C140-72100	KIT COVER PTO (A)	1			ENGLISH	1.36	2.992
015	6C140-72000	KIT COVER PTO (B)	1			FRENCH	1.38	3.036
020	TA040-49590	LABEL PTO WARNING	1			ENGLISH	0.002	0.0044
025	TA041-49590	LABEL PTO WARNING	1			FRENCH	0.005	0.011
030	6C140-47440	LABEL DRAWBAR	1			ENGLISH	0.001	0.0022
035	6C141-47440	LABEL DRAWBAR	1			FRENCH	0.001	0.0022
040	01153-50820	BOLT	2				0.012	0.0264
050	04512-60080	WASHER SPRING	2				0.002	0.0044



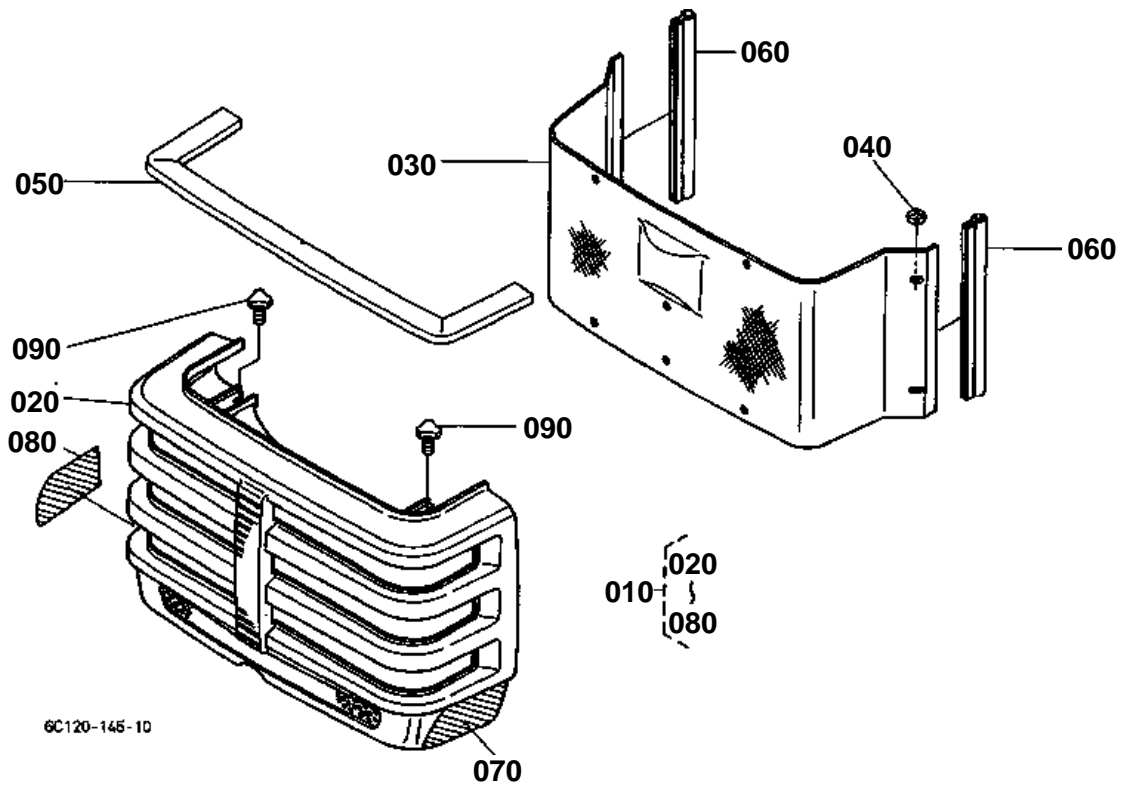


PTO PROTECTOR [AU]

↔ Interchangeable; ≠ not interchangeable; ← new for old; → old for new

REF.No	Part No.	Description	Q'ty	S.No.	I/C	REMARKS	Weight (kgf)	Weight (lb)
010	6C140-72150	COVER PTO	1				1.3	2.86
020	TA040-49590	LABEL PTO WARNING	1				0.002	0.0044
030	6C140-47440	LABEL DRAWBAR	1				0.001	0.0022
040	01153-50820	BOLT	2				0.012	0.0264
050	04512-60080	WASHER SPRING	2				0.002	0.0044

FRONT GRILLE [EXCEPT[AU]]



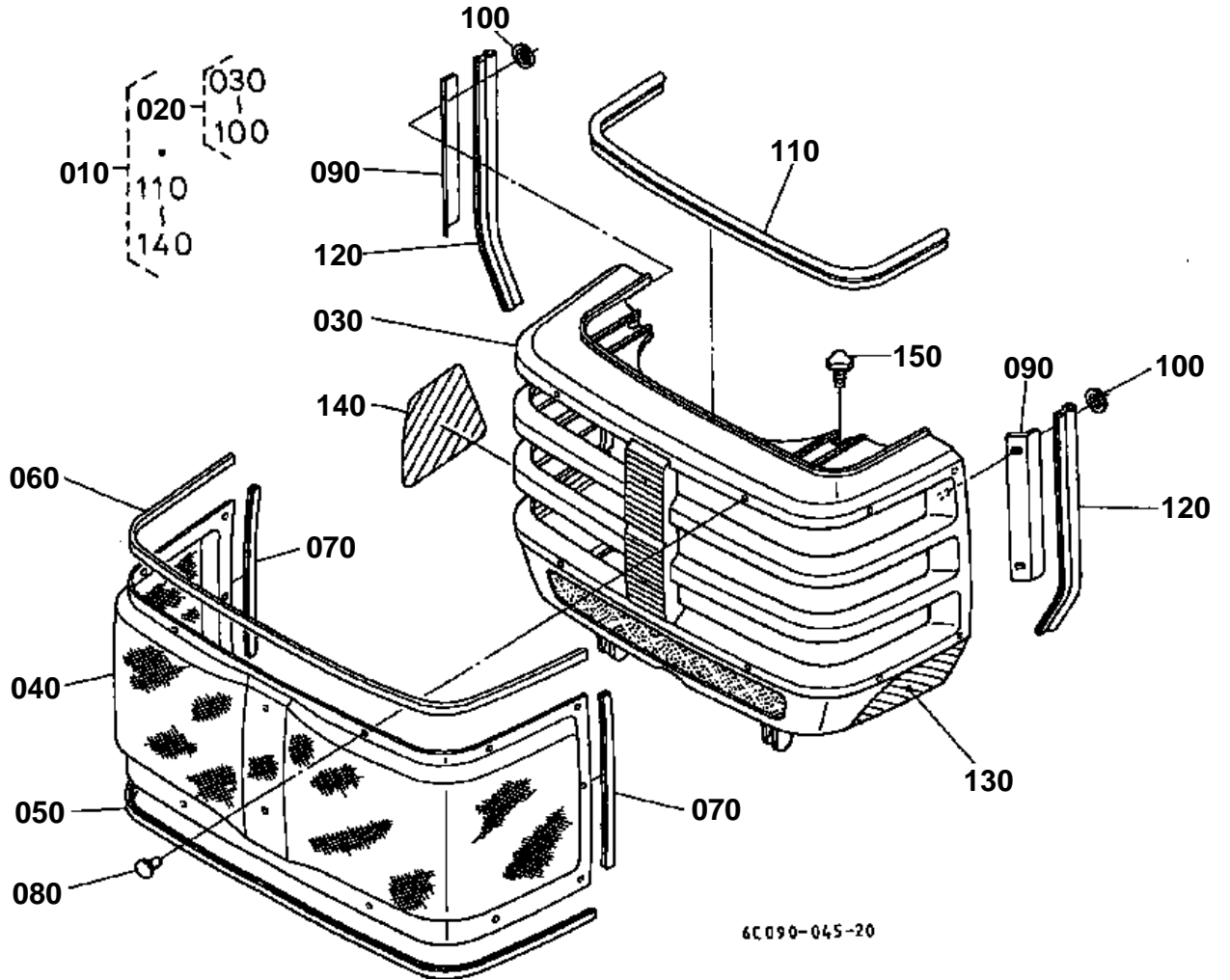


FRONT GRILLE [EXCEPT[AU]]

↔ Interchangeable; ≠ not interchangeable; ← new for old; → old for new

REF.No	Part No.	Description	Q'ty	S.No.	I/C	REMARKS	Weight (kgf)	Weight (lb)
010	6C120-54400	COMP.COVER FRONT	1				0.95	2.09
020	6A325-54415	COVER FRONT	1				0.62	1.364
030	6C090-54432	NET	1				0.25	0.55
040	6C040-54540	NUT	16				0.001	0.0022
050	6C090-54140	SPONGE	1				0.02	0.044
060	6C090-51512	SEAL RUBBER	2				0.03	0.066
070	6C090-47350	MARK	1				0.002	0.0044
080	6C090-47360	MARK	1				0.002	0.0044
090	37410-52610	SCREW KNOB	2				0.015	0.033

FRONT GRILLE [AU]



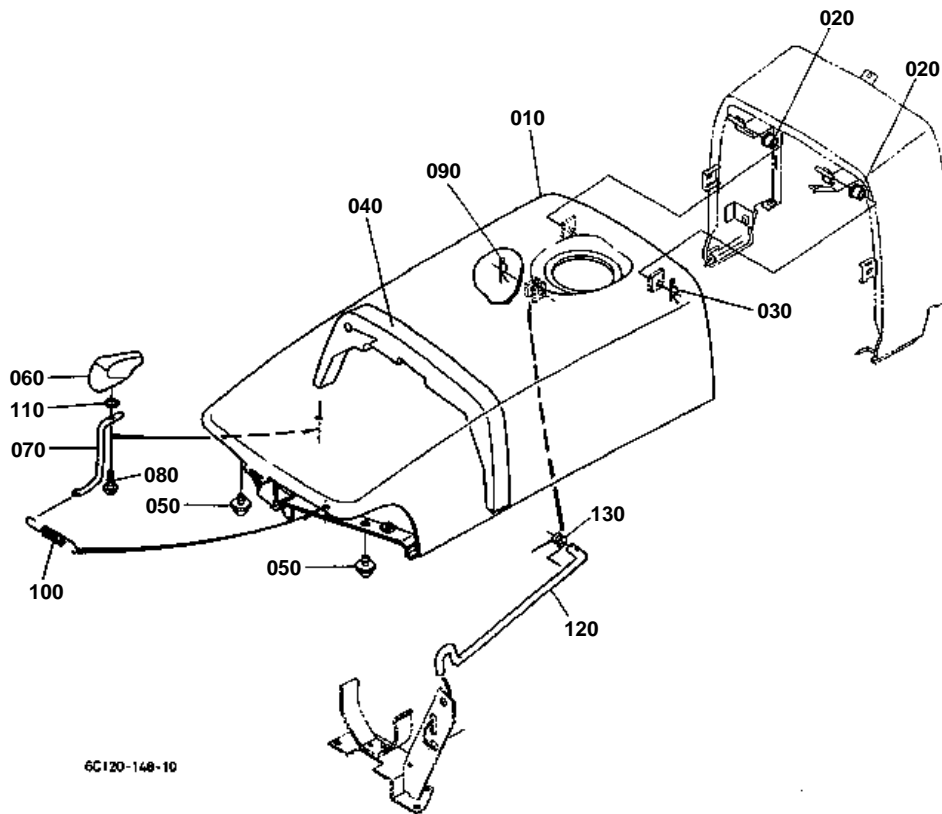


FRONT GRILLE [AU]

↔ Interchangeable; ≠ not interchangeable; ← new for old; → old for new

REF.No	Part No.	Description	Q'ty	S.No.	I/C	REMARKS	Weight (kgf)	Weight (lb)
010	6C125-54402	COMP.COVER FRONT	1				1.14	2.508
020	6C125-54600	COMP.NET FRONT	1				1.06	2.332
030	6A325-54415	COVER FRONT	1				0.62	1.364
040	6C095-54430	NET	1				0	0
050	6C095-54630	CUSHION	1				0.04	0.088
060	6C095-54640	CUSHION	1				0.043	0.0946
070	6C095-54650	CUSHION	2				0.012	0.0264
080	6C045-54660	RIVET	20				0.001	0.0022
090	6C095-54620	STAY	2				0.02	0.044
100	6C040-54540	NUT	4				0.001	0.0022
110	6C090-54140	SPONGE	1				0.02	0.044
120	76611-53150	TRIM SHUTTER PLATE	2				0.04	0.088
130	6C090-47350	MARK	1				0.002	0.0044
140	6C090-47360	MARK	1				0.002	0.0044
150	37410-52610	SCREW KNOB	2				0.015	0.033

BONNET



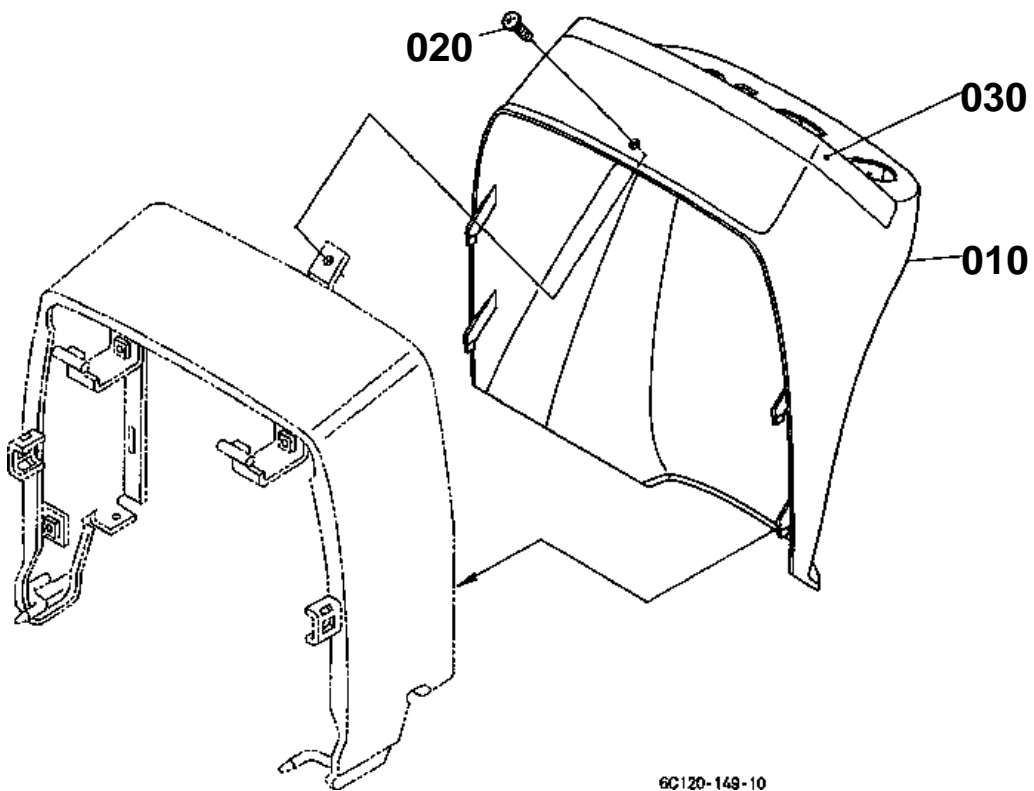
6C120-148-10

**BONNET**

↔ Interchangeable; ≠ not interchangeable; ← new for old; → old for new

REF.No	Part No.	Description	Q'ty	S.No.	I/C	REMARKS	Weight (kgf)	Weight (lb)
010	6C090-54100	COMP.BONNET	1	<=30736			4.22	9.284
010	6A320-54010	COMP.BONNET	1	>=30737	←		4.26	9.372
020	6A100-54190	BUSH	2				0.001	0.0022
030	05525-50800	PIN SNAP	1				0.001	0.0022
040	6A320-54463	CUSHION	1				0.08	0.176
050	6C090-54162	CUSHION	2				0.013	0.0286
060	6C040-54260	HANDLE MASCOT	1				0.028	0.0616
070	6C090-54270	LEVER HANDLE	1				0.09	0.198
080	03614-50416	SCREW TAPPING	1				0.002	0.0044
090	05525-50800	PIN SNAP	1				0.001	0.0022
100	6C040-54150	SPRING	1				0.006	0.0132
110	04811-10080	O RING	1				0.001	0.0022
120	6C120-54250	ROD BONNET	1				0.11	0.242
130	6C090-54510	SPRING	1				0.007	0.0154

PANEL COVER



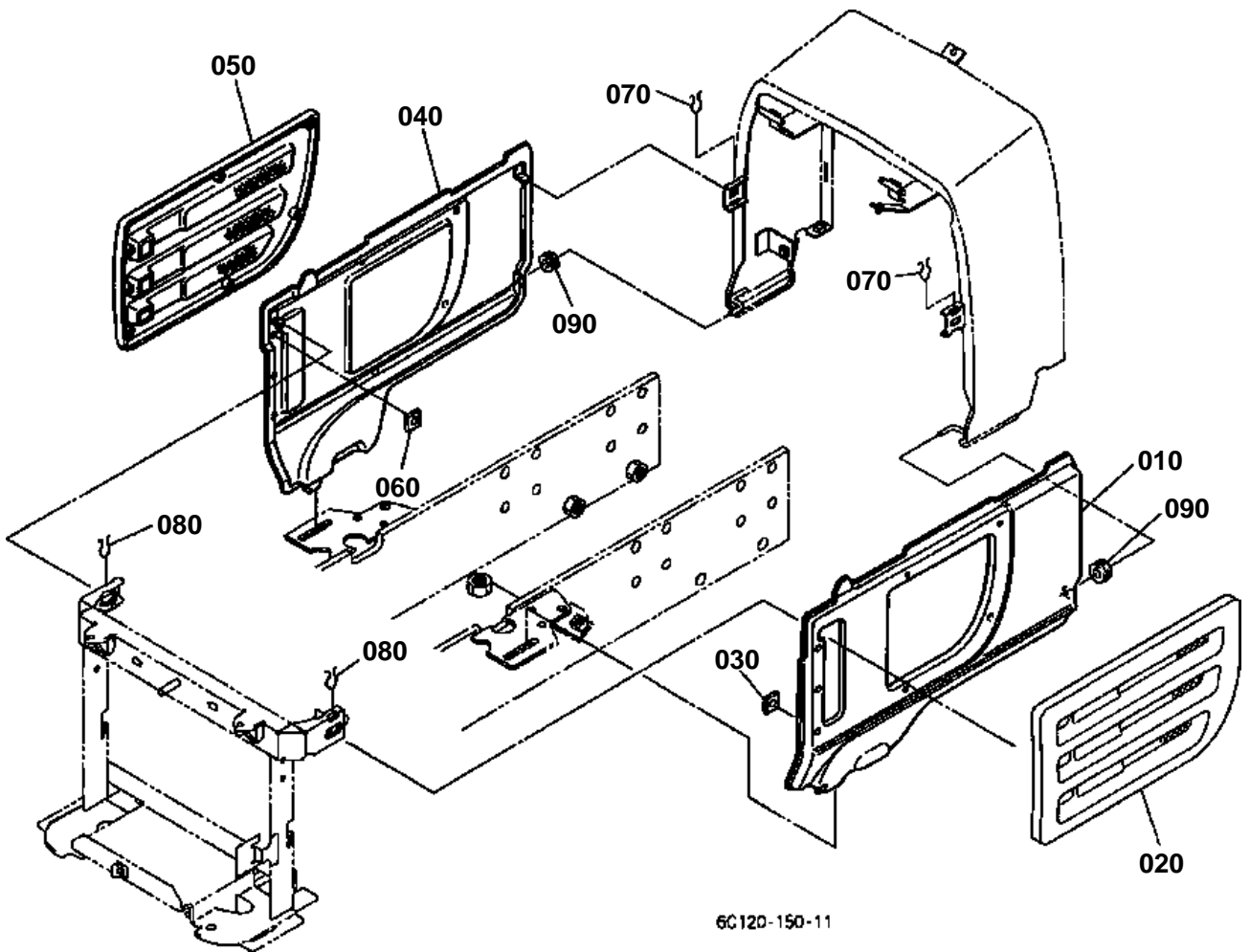


PANEL COVER

↔ Interchangeable; ≠ not interchangeable; ← new for old; → old for new

REF.No	Part No.	Description	Q'ty	S.No.	I/C	REMARKS	Weight (kgf)	Weight (lb)
010	6C120-53510	COVER PANEL	1				4.25	9.35
020	37410-61720	SCREW	1				0.001	0.0022
030	6C140-53520	COVER FRAME	1				0.13	0.286

SIDE COVER

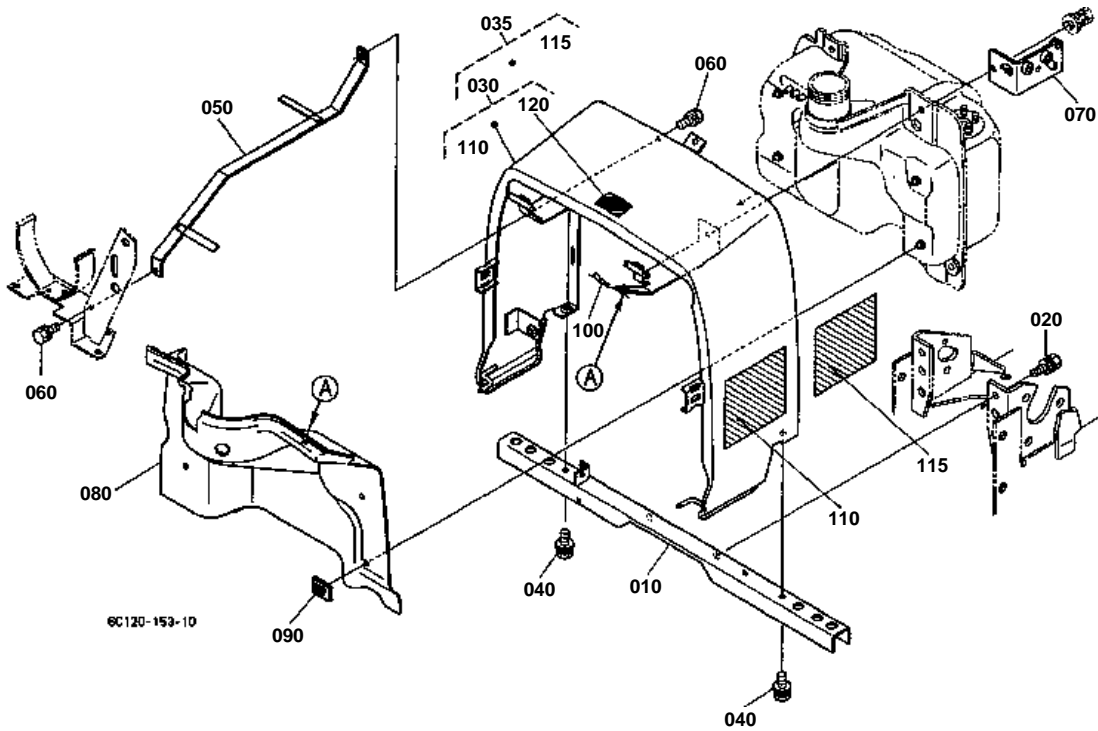


**SIDE COVER**

↔ Interchangeable; ≠ not interchangeable; ← new for old; → old for new

REF.No	Part No.	Description	Q'ty	S.No.	I/C	REMARKS	Weight (kgf)	Weight (lb)
010	6C090-54324	COMP.COVER SIDE	1				1.09	2.398
020	6C070-54330	COVER	1				0.23	0.506
030	55611-44190	NUT	7				0.004	0.0088
040	6C090-54354	COMP.COVER SIDE	1				1.085	2.387
050	6C070-54380	COVER	1				1.8	3.96
060	55611-44190	NUT	7				0.004	0.0088
070	6C040-54364	SPRING	2				0.004	0.0088
080	6C040-54364	SPRING	2				0.004	0.0088
090	66591-54580	RUBBER RELEASE ROD	2				0.003	0.0066

SHUTTER PLATE [EXCEPT[AU]]



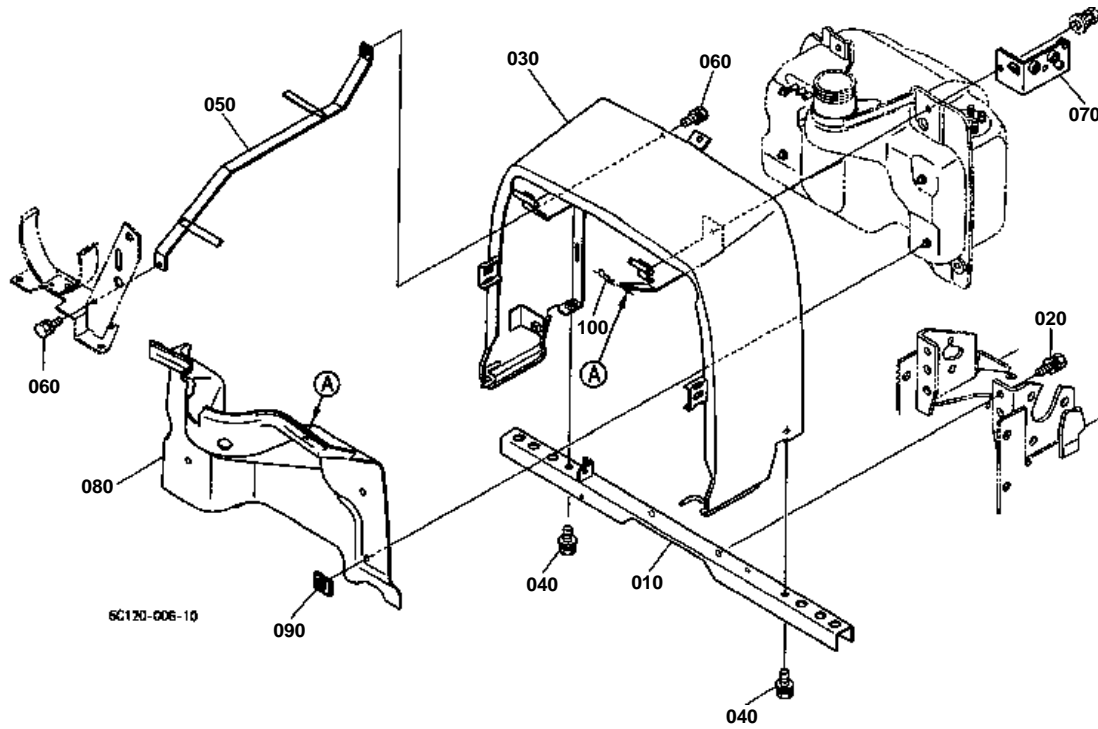


SHUTTER PLATE [EXCEPT[AU]]

↔ Interchangeable; ≠ not interchangeable; ← new for old; → old for new

REF.No	Part No.	Description	Q'ty	S.No.	I/C	REMARKS	Weight (kgf)	Weight (lb)
010	6C120-54210	PILLAR CENTER	1				1.45	3.19
020	01133-51022	BOLT	2				0.025	0.055
030	6C125-99250	KIT A PILLAR CENTER	1			ENGLISH	0	0
035	6C120-99200	KIT B PILLAR CENTER	1			FRENCH	0	0
040	6C040-54610	BOLT	2				0.014	0.0308
050	6C120-54230	STAY PILLAR	1				0.35	0.77
060	01023-50616	BOLT	2				0.005	0.011
070	6A320-54280	BRACKET	1				0.1	0.22
080	6C120-54550	COVER HEAT PROOF	1				0.2	0.44
090	52300-26210	NUT	4				0.002	0.0044
100	05525-60600	PIN SNAP	1				0.001	0.0022
110	6C090-49650	LABEL START CAUTION	1			ENGLISH	0.005	0.011
115	6C091-49650	LABEL START CAUTION	1			FRENCH	0.01	0.022
120	6C040-47412	LABEL FILLER CAUTION	1				0.001	0.0022

SHUTTER PLATE [AU]

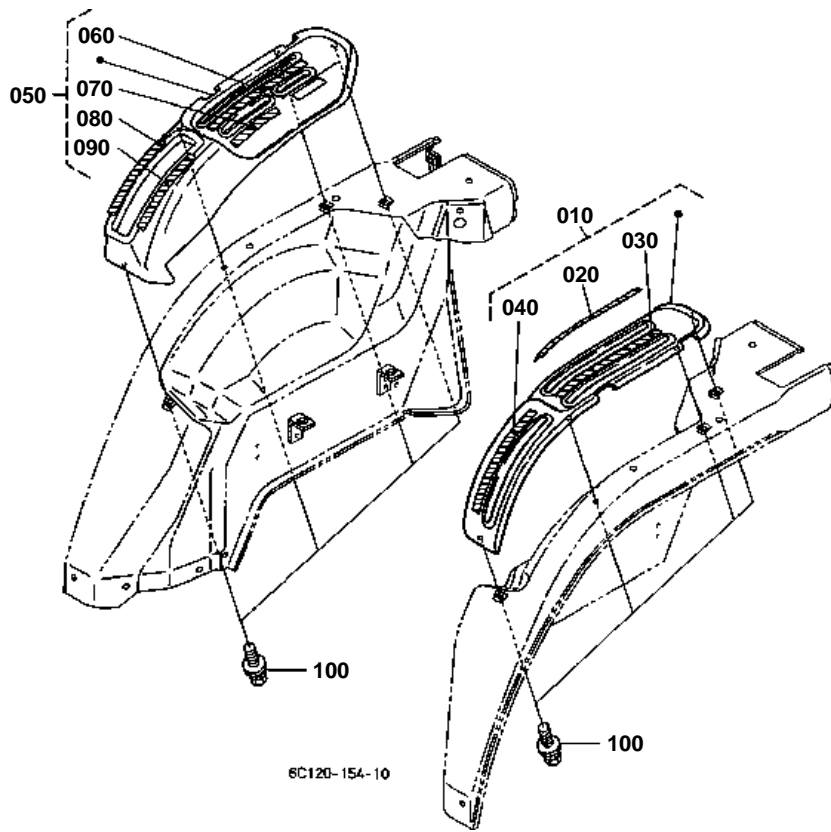




SHUTTER PLATE [AU]

↔ Interchangeable; ≠ not interchangeable; ← new for old; → old for new

REF.No	Part No.	Description	Q'ty	S.No.	I/C	REMARKS	Weight (kgf)	Weight (lb)
010	6C120-54210	PILLAR CENTER	1				1.45	3.19
020	01133-51022	BOLT	2				0.025	0.055
030	6C120-54220	PILLAR CENTER	1				3.86	8.492
040	6C040-54610	BOLT	2				0.014	0.0308
050	6C120-54230	STAY PILLAR	1				0.35	0.77
060	01023-50616	BOLT	2				0.005	0.011
070	6A320-54280	BRACKET	1				0.1	0.22
080	6C120-54550	COVER HEAT PROOF	1				0.2	0.44
090	52300-26210	NUT	4				0.002	0.0044
100	05525-60600	PIN SNAP	1				0.001	0.0022

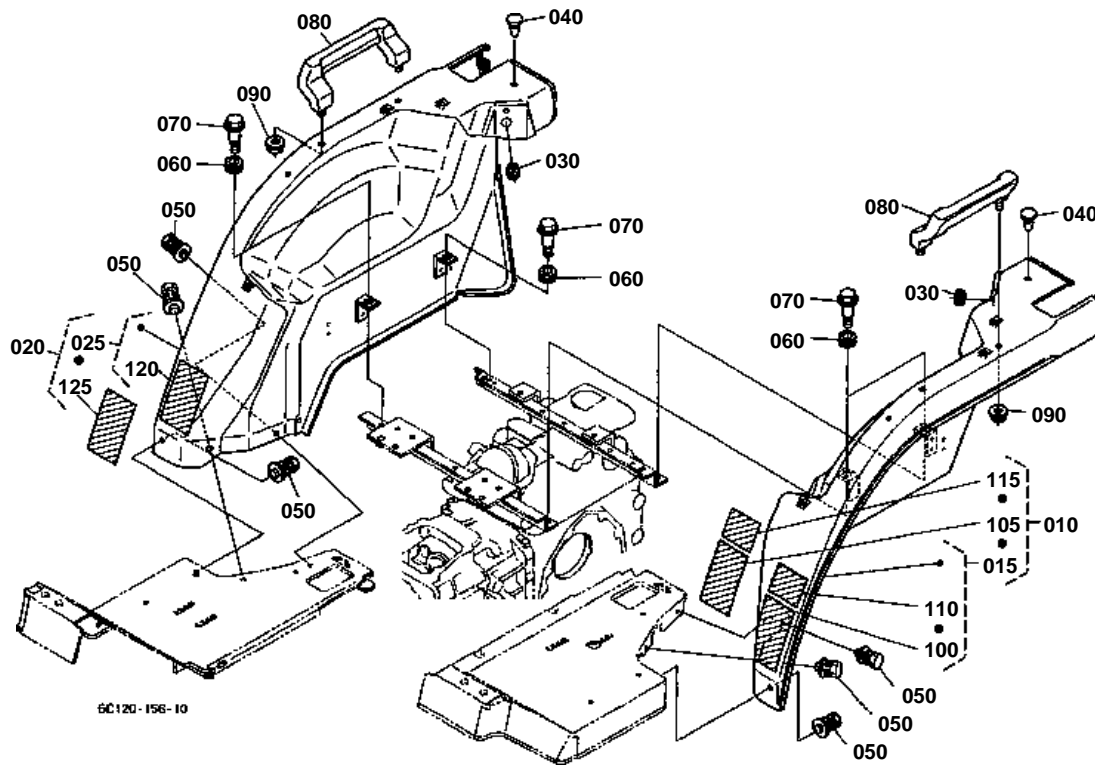




LEVER GUIDE [MANUAL T/M TYPE]

↔ Interchangeable; ≠ not interchangeable; ← new for old; → old for new

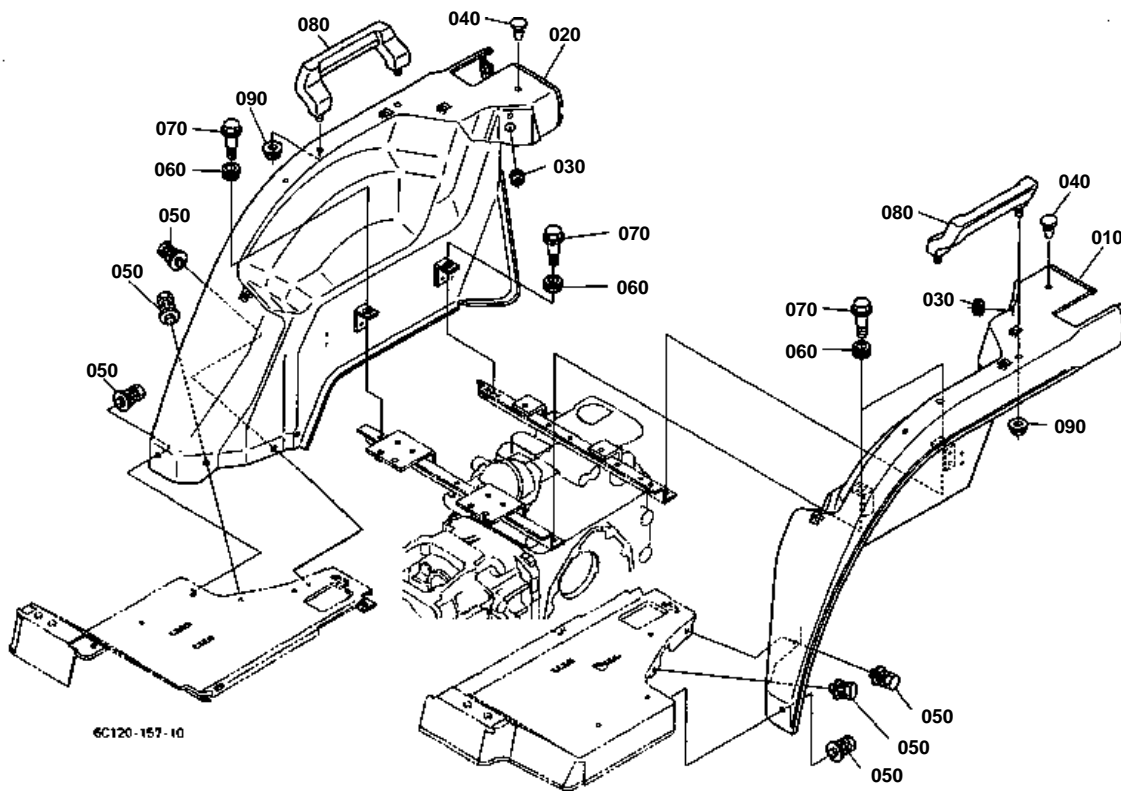
REF.No	Part No.	Description	Q'ty	S.No.	I/C	REMARKS	Weight (kgf)	Weight (lb)
010	6C120-52100	ASSY GUIDE LEVER LH	1				0.37	0.814
020	6C120-47300	LABEL MID PTO	1				0.001	0.0022
030	6C120-47320	LABEL PTO	1				0.001	0.0022
040	6C120-47330	LABEL RANGE SHIFT	1				0.001	0.0022
050	6C120-52190	ASSY GUIDE LEVER RH	1				0.36	0.792
060	6C120-47350	LABEL HYDRAULIC	1				0.002	0.0044
070	6C040-47362	LABEL 4WD	1				0.001	0.0022
080	6C040-47382	LABEL GUIDE	1				0.001	0.0022
090	6C040-47392	LABEL GUIDE	1				0.001	0.0022
100	01025-50612	BOLT	8				0.005	0.011



**FENDER [EXCEPT[AU]]**

↔ Interchangeable; ≠ not interchangeable; ← new for old; → old for new

REF.No	Part No.	Description	Q'ty	S.No.	I/C	REMARKS	Weight (kgf)	Weight (lb)
010	6C120-99130	KIT FENDER LH (A)	1	<=33133		ENGLISH	5.25	11.55
010	6C120-99132	KIT FENDER LH (A)	1	>=33134	←	ENGLISH	5.25	11.55
015	6C120-99100	KIT FENDER LH (B)	1	<=33133		FRENCH	6	13.2
015	6C120-99102	KIT FENDER LH (B)	1	>=33134	←	FRENCH	6	13.2
020	6C040-99140	KIT FENDER RH (A)	1			ENGLISH	5.36	11.792
025	6C040-99160	KIT FENDER RH (B)	1			FRENCH	0	0
030	32150-29180	CAP RUBBER	2				0.002	0.0044
040	38240-29570	PLUG	2				0.001	0.0022
050	01125-50818	BOLT	6				0.015	0.033
060	6A100-51380	CUSHION	4				0.003	0.0066
070	6C040-51342	BOLT	4				0.017	0.0374
080	6C070-52170	HANDRAIL	2				0.25	0.55
090	02131-50100	NUT	4				0.01	0.022
100	6C070-47422	LABEL SAFETY	1	<=33133		ENGLISH	0.005	0.011
100	6C070-47422	LABEL SAFETY	1	>=33134	←	ENGLISH	0.005	0.011
105	6C071-47420	LABEL SAFETY	1	<=33133		FRENCH	0	0
105	6C071-47422	LABEL SAFETY	1	>=33134	←	FRENCH	0.001	0.0022
110	6C120-47450	LABEL PTO	1			ENGLISH	0.001	0.0022
115	6C121-47450	LABEL PTO	1			FRENCH	0	0
120	TA040-49320	LABEL ROPS WARNING	1			ENGLISH	0.001	0.0022
125	TA040-49150	LABEL ROPS WARNING	1			FRENCH	0.003	0.0066

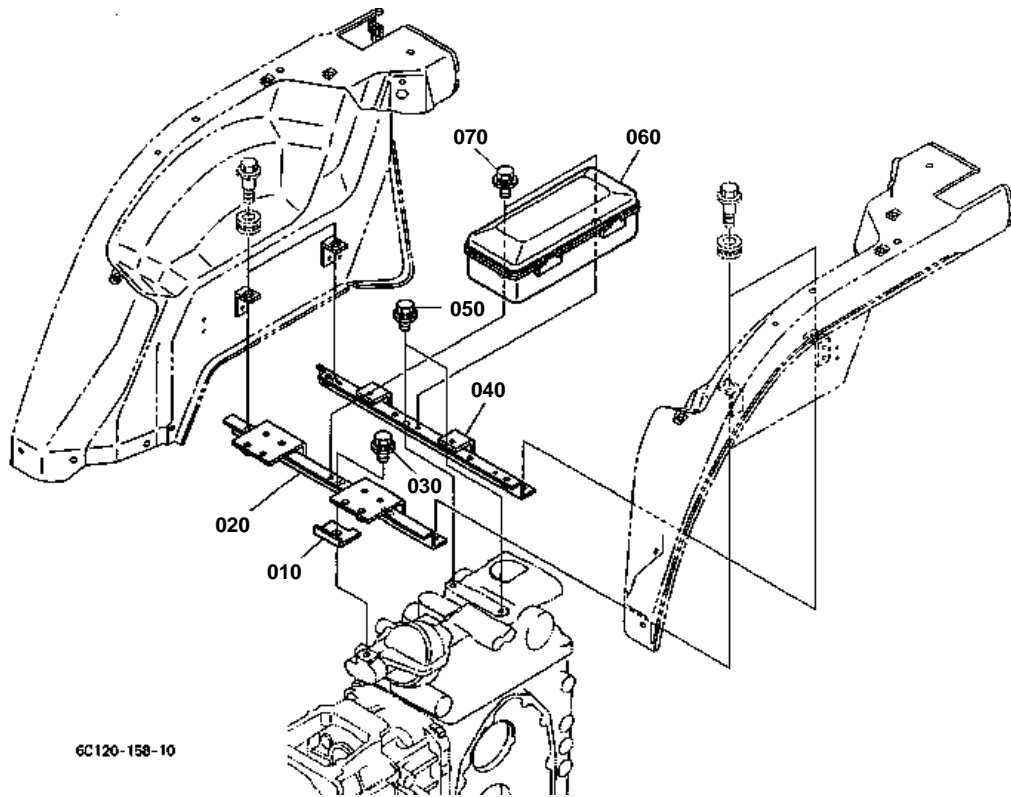


**FENDER [AU]**

↔ Interchangeable; ≠ not interchangeable; ← new for old; → old for new

REF.No	Part No.	Description	Q'ty	S.No.	I/C	REMARKS	Weight (kgf)	Weight (lb)
010	6C040-52714	FENDER LH	1				6.8	14.96
020	6C040-52724	FENDER RH	1				3.4	7.48
030	32150-29180	CAP RUBBER	2				0.002	0.0044
040	38240-29570	PLUG	2				0.001	0.0022
050	01125-50818	BOLT	6				0.015	0.033
060	6A100-51380	CUSHION	4				0.003	0.0066
070	6C040-51342	BOLT	4				0.017	0.0374
080	6C070-52170	HANDRAIL	2				0.25	0.55
090	02131-50100	NUT	4				0.01	0.022

FENDER STAY



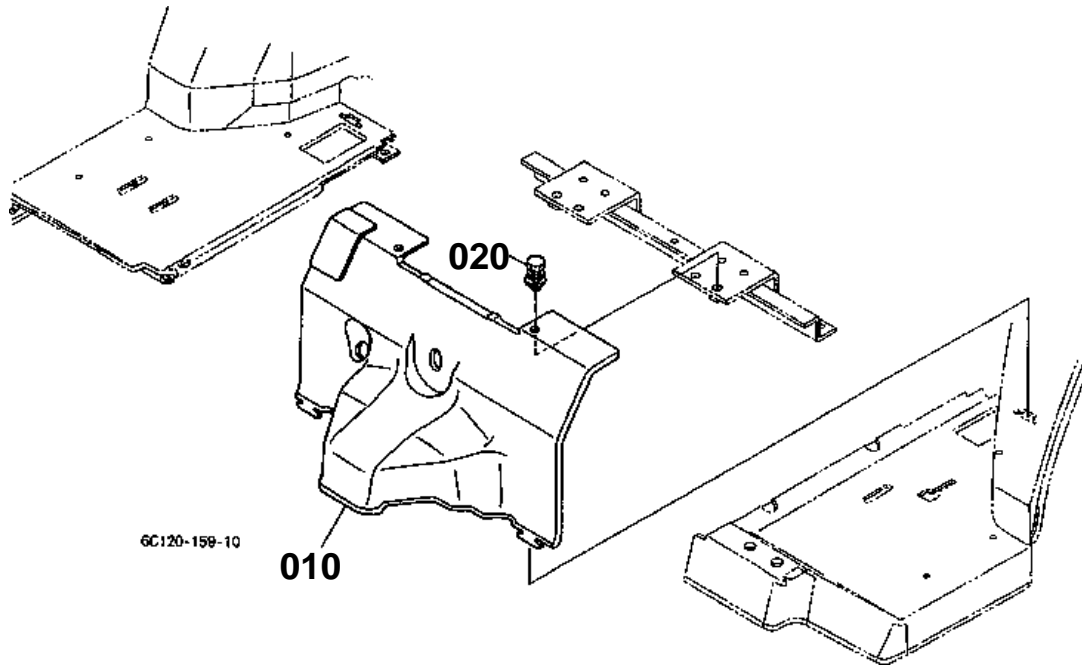
6C120-158-10



FENDER STAY

↔ Interchangeable; ≠ not interchangeable; ← new for old; → old for new

REF.No	Part No.	Description	Q'ty	S.No.	I/C	REMARKS	Weight (kgf)	Weight (lb)
010	6C090-52882	PLATE	1				0.05	0.11
020	6C140-52730	STAY FENDER	1				1.1	2.42
030	01125-50818	BOLT	1				0.015	0.033
040	6C140-52740	STAY FENDER	1				0.82	1.804
050	01125-51020	BOLT	2				0.005	0.011
060	6C040-52790	CASE TOOLS	1				0.23	0.506
070	01025-50616	BOLT	2				0.005	0.011



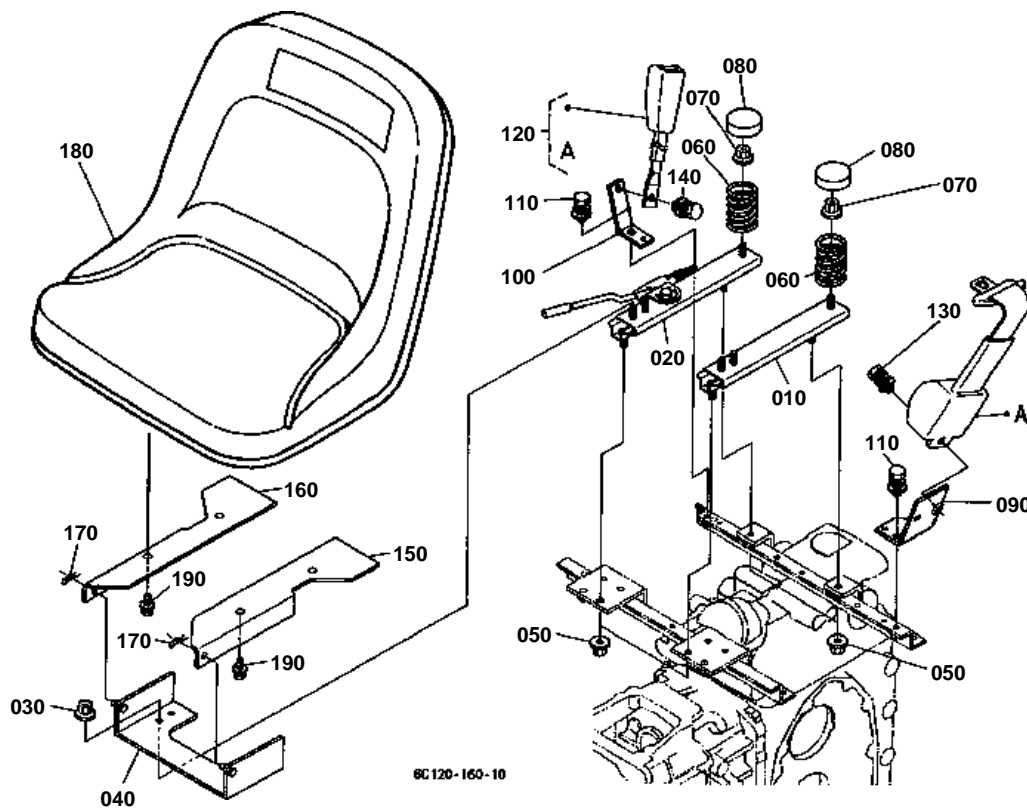


FLOOR SEAT

↔ Interchangeable; ≠ not interchangeable; ← new for old; → old for new

REF.No	Part No.	Description	Q'ty	S.No.	I/C	REMARKS	Weight (kgf)	Weight (lb)
010	6C040-51370	COVER SEAT UNDER	1				0.38	0.836
020	01125-50818	BOLT	2				0.015	0.033

SEAT SUPPORT

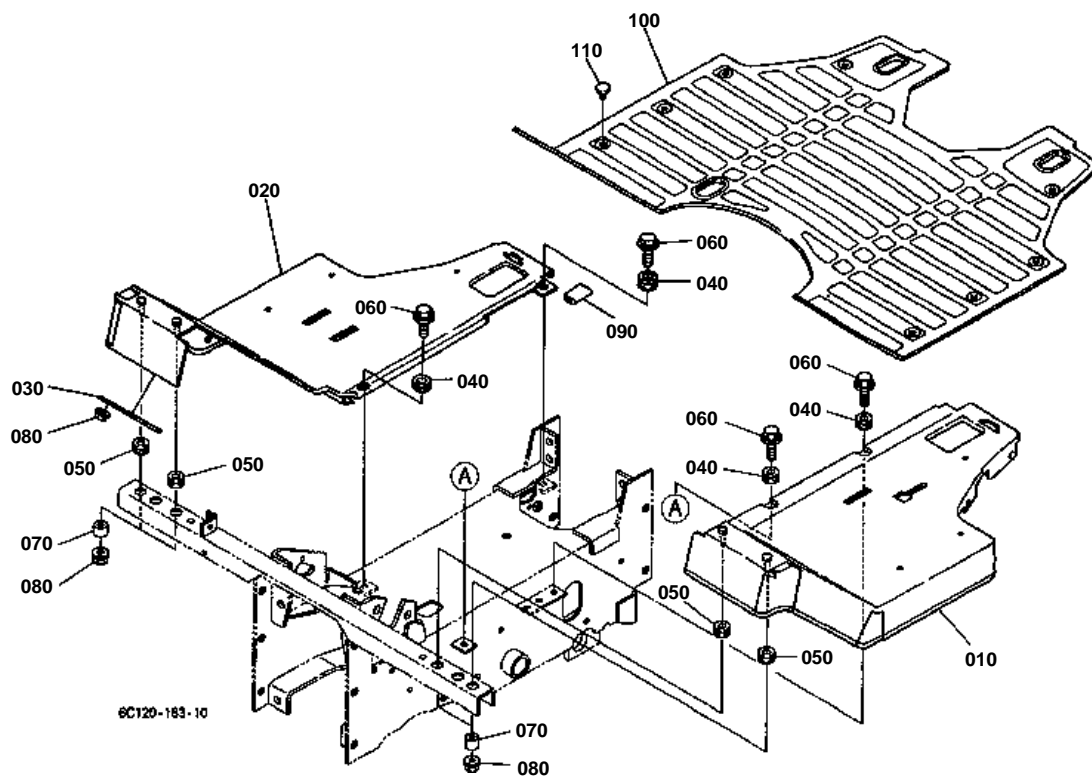




SEAT SUPPORT

↔ Interchangeable; ≠ not interchangeable; ← new for old; → old for new

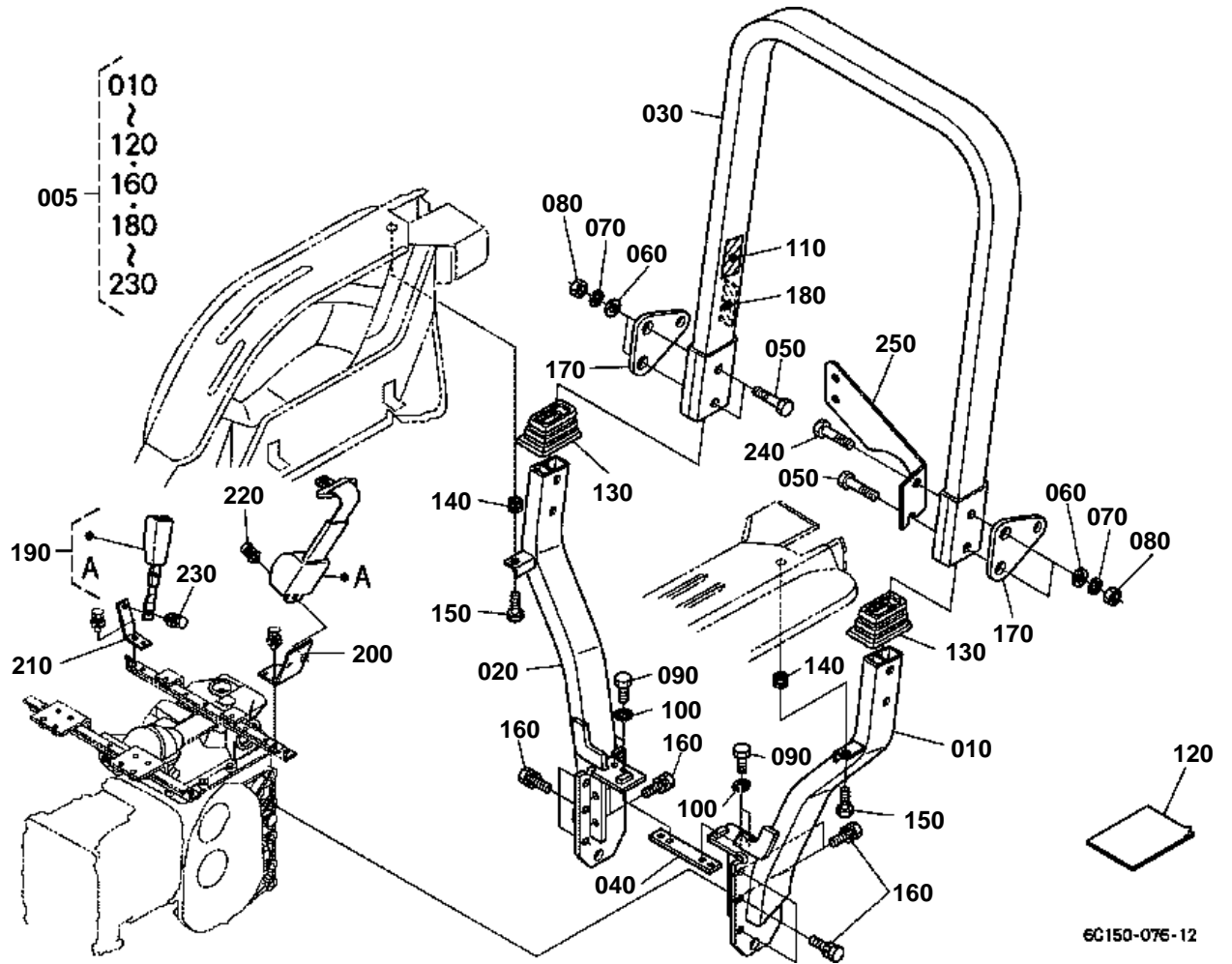
REF.No	Part No.	Description	Q'ty	S.No.	I/C	REMARKS	Weight (kgf)	Weight (lb)
010	6C140-45910	ADJUSTER SEAT LH	1				0.65	1.43
020	6C140-45920	ADJUSTER SEAT RH	1				0.85	1.87
030	02121-50080	NUT	4				0.01	0.022
040	6C140-45950	STAY SEAT RAIL	1				1.02	2.244
050	02121-50080	NUT	4				0.01	0.022
060	6C040-45990	SPRING SEAT	2				0.2	0.44
070	02121-50080	NUT	2				0.01	0.022
080	66301-52820	CAP SPRING	2				0.04	0.088
090	6C040-52760	STAY SEAT BELT LH	1				0.3	0.66
100	6C040-52770	STAY SEAT BELT RH	1				0.1	0.22
110	01125-50818	BOLT	2				0.015	0.033
120	K2561-56850	ASSY BELT SEAT	1				0.81	1.782
130	01135-61020	BOLT	1				0.015	0.033
140	01135-61025	BOLT	1				0.04	0.088
150	6C090-45960	STAY SEAT LH	1				0.87	1.914
160	6C090-45970	STAY SEAT RH	1				0.87	1.914
170	05525-50800	PIN SNAP	2				0.001	0.0022
180	K1122-56110	SEAT	1				6.7	14.74
190	0Y171-50508	BOLT FLANGE	4				0	0



**STEP**

↔ Interchangeable; ≠ not interchangeable; ← new for old; → old for new

REF.No	Part No.	Description	Q'ty	S.No.	I/C	REMARKS	Weight (kgf)	Weight (lb)
010	6C040-51319	STEP LH	1				2.22	4.884
020	6C040-51326	STEP RH	1				2.2	4.84
030	6C040-51330	SUPPORT STEP RH	1				0.073	0.1606
040	6A100-51380	CUSHION	4				0.003	0.0066
050	6A100-51380	CUSHION	4				0.003	0.0066
060	6C040-51342	BOLT	4				0.017	0.0374
070	6C040-51390	COLLAR	4				0.003	0.0066
080	02121-50080	NUT	6				0.01	0.022
090	6C040-51350	CUSHION	1				0.002	0.0044
100	6C040-51364	MAT STEP	1				2.08	4.576
110	67955-51340	STOPPER	12				0.001	0.0022

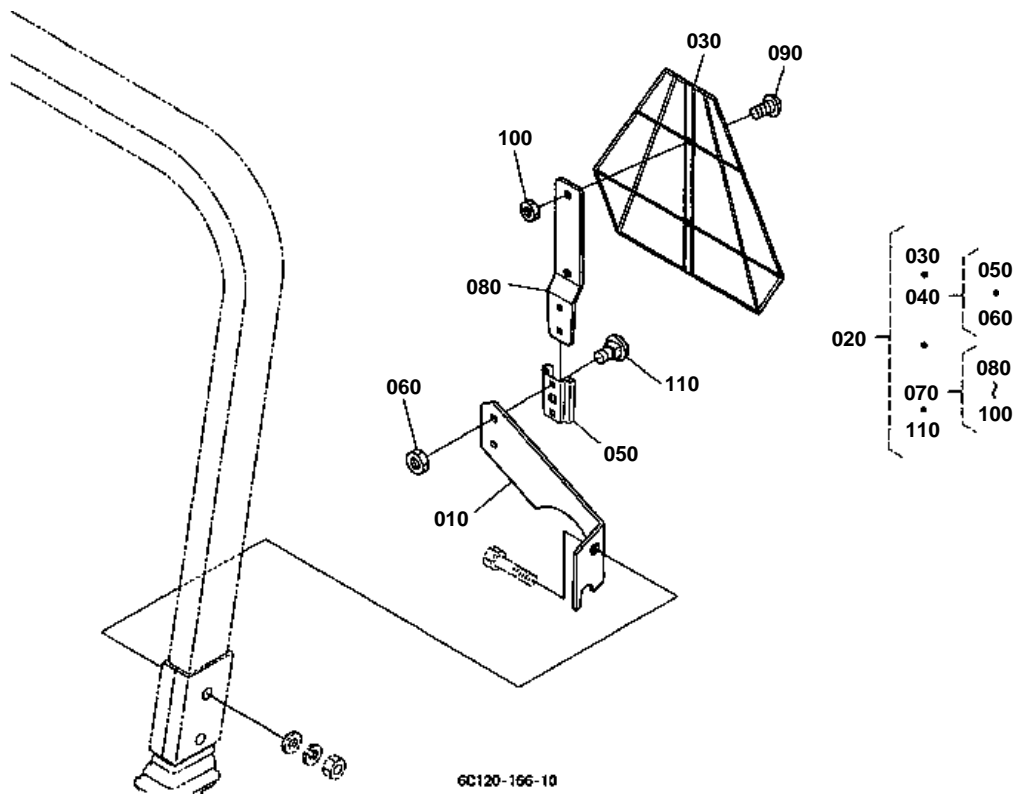




ROPS

↔ Interchangeable; ≠ not interchangeable; ← new for old; → old for new

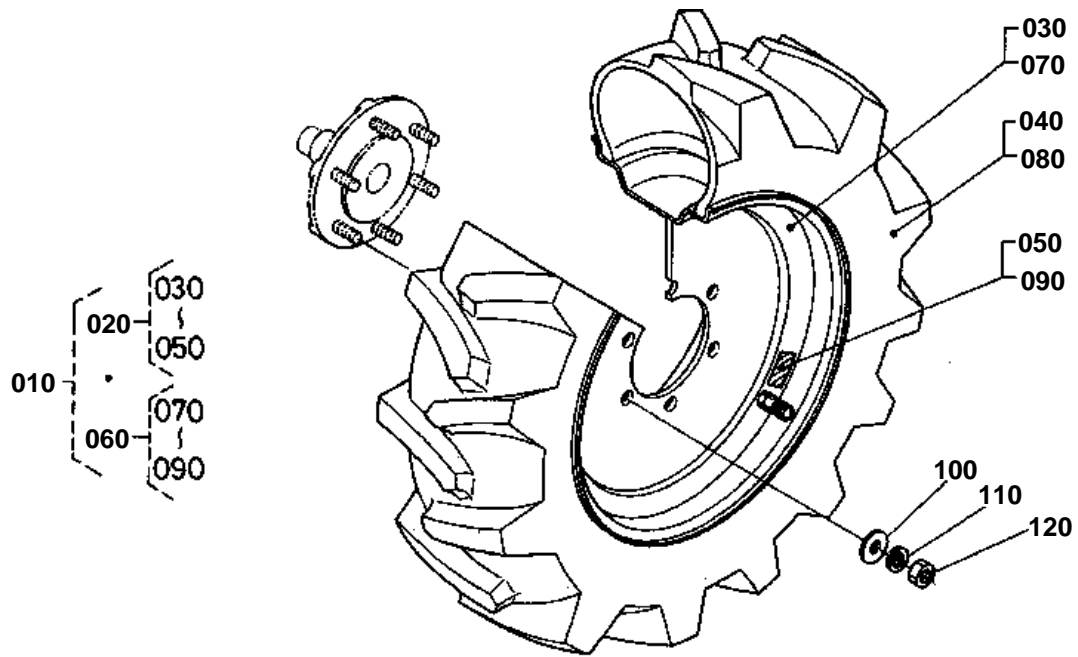
REF.No	Part No.	Description	Q'ty	S.No.	I/C	REMARKS	Weight (kgf)	Weight (lb)
005	6C140-88500	ASSY ROPS	1				0	0
010	99999-99999	FRAME LOWER LH	1				0	0
020	99999-99999	FRAME LOWER RH	1				0	0
030	99999-99999	FRAME UPPER	1				0	0
040	99999-99999	PLATE CONNECTOR	1				0	0
050	0Y109-50944	BOLT	3				0.1	0.22
060	04013-60140	WASHER PLAIN	4				0.01	0.022
070	0Y450-50090	WASHER SPRING	4				0.007	0.0154
080	0Y205-50090	NUT	4				0	0
090	0Y109-50616	BOLT	4				0.2	0.44
100	0Y450-50060	WASHER SPRING	4				0.031	0.0682
110	6C140-47460	LABEL ROPS WARNING	1			ENGLISH	0.001	0.0022
110	6C141-47460	LABEL ROPS WARNING	1			FRENCH	0	0
120	99999-99999	MANUAL ASSEMBLY	1				0	0
130	6C040-72210	COVER ROPS	2				0.066	0.1452
140	6A100-51380	CUSHION	2				0.003	0.0066
150	6C040-51342	BOLT	2				0.017	0.0374
160	01123-51235	BOLT	10				0.041	0.0902
170	6C140-54980	STAY HAZARD LIGHT	2				0	0
180	6C140-54990	REFLECTOR LABEL	2				0.003	0.0066
190	K2561-56850	SEAT BELT ASSY	1				0.81	1.782
200	6C040-52760	STAY SEAT BELT LH	1				0.3	0.66
210	6C040-52770	STAY SEAT BELT RH	1				0.1	0.22
220	01133-51020	BOLT	1				0.02	0.044
230	01135-61025	BOLT	1				0.04	0.088
240	0Y109-50948	BOLT	1				0.11	0.242
250	6C140-54950	BRACKET SMV	1				0.85	1.87



**SMV EMBLEM**

↔ Interchangeable; ≠ not interchangeable; ← new for old; → old for new

REF.No	Part No.	Description	Q'ty	S.No.	I/C	REMARKS	Weight (kgf)	Weight (lb)
010	6C140-54950	BRACKET SMV	1				0.85	1.87
020	7L500-89900	SMV SIGN KIT	1			NOT SALE	0	0
030	7L500-89910	SIGN SMV	1				0	0
040	7L500-89920	SOCKET SMV SIGN	1				0	0
050	7L500-89930	SOCKET-MTG SMV	1			NOT SALE	0.05	0.11
060	7L500-89950	NUT	2				0	0
070	7L500-89960	SPADE SMV SIGN	1				0	0
080	7L500-89970	BRACKET SMV	1			NOT SALE	0	0
090	7L500-89980	VIS	2				0	0
100	7L500-89990	NUT	2				0	0
110	7L500-89810	BOLT SQUARE NECK	2				0	0



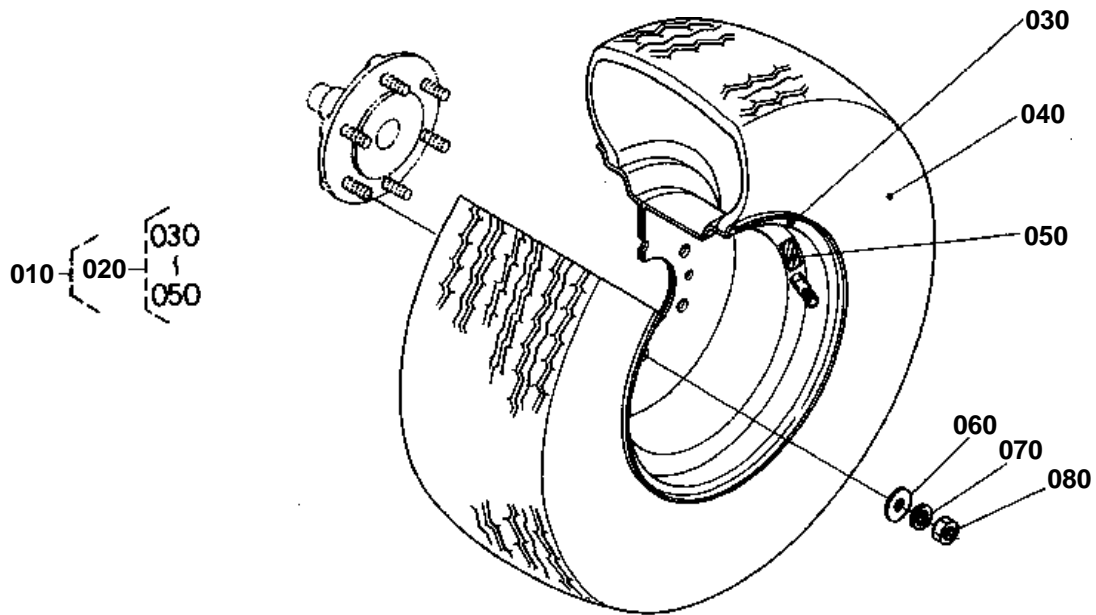
6C040--050-10



FRONT WHEEL (6-12) [EXCEPT[AU]]

↔ Interchangeable; ≠ not interchangeable; ← new for old; → old for new

REF.No	Part No.	Description	Q'ty	S.No.	I/C	REMARKS	Weight (kgf)	Weight (lb)
010	6C040-50210	ASSY TIRE FRONT	1				0	0
020	6C040-50220	ASSY TIRE LH	1				0	0
030	6C040-50240	WHEEL	1				0	0
040	66434-57140	TIRE	1				0	0
050	6C040-50250	LABEL TIRE LH	1				0	0
060	6C040-50230	ASSY TIRE RH	1				0	0
070	6C040-50240	WHEEL	1				0	0
080	66434-57140	TIRE	1				0	0
090	6C040-50260	LABEL TIRE RH	1				0	0
100	04013-60120	WASHER PLAIN	12				0.01	0.022
110	04512-60120	WASHER SPRING	12				0.005	0.011
120	02176-50120	NUT	12				0.01	0.022

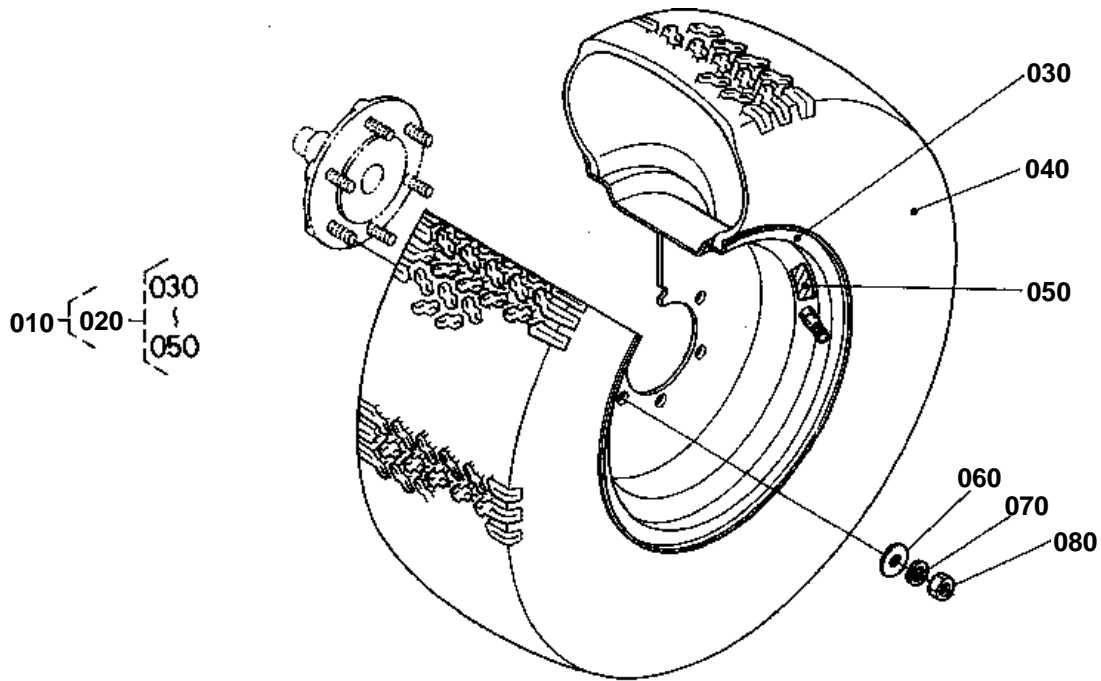


6C040-052-10

**FRONT WHEEL (21*8.00-10) [EXCEPT[AU]]**

↔ Interchangeable; ≠ not interchangeable; ← new for old; → old for new

REF.No	Part No.	Description	Q'ty	S.No.	I/C	REMARKS	Weight (kgf)	Weight (lb)
010	6C040-50510	ASSY TIRE	1				0	0
020	6C040-50520	ASSY TIRE	2				0	0
030	6C040-50530	WHEEL	2				0	0
040	67404-57130	TIRE	2				0	0
050	6C040-50540	LABEL TIRE	2				0	0
060	04013-60120	WASHER PLAIN	12				0.01	0.022
070	04512-60120	WASHER SPRING	12				0.005	0.011
080	02176-50120	NUT	12				0.01	0.022

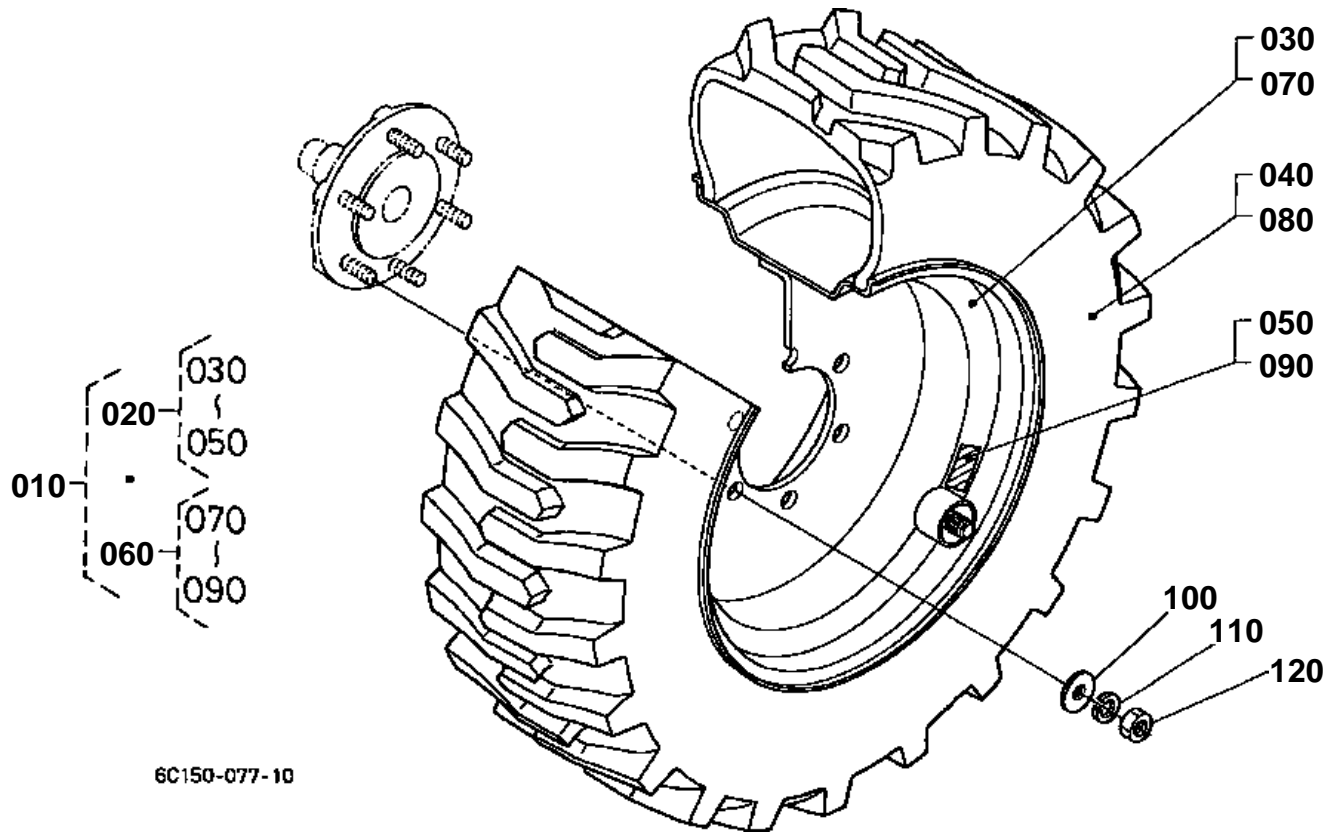


6C040-051-10

**FRONT WHEEL (23*8.50-12) [EXCEPT[AU]]**

↔ Interchangeable; ≠ not interchangeable; ← new for old; → old for new

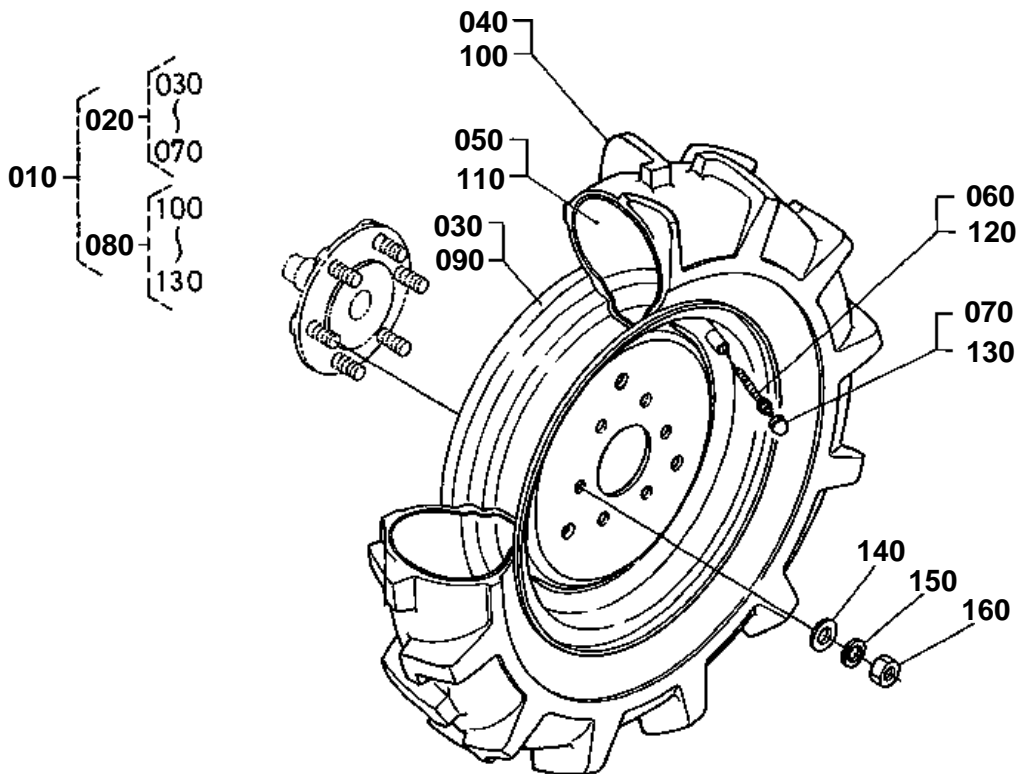
REF.No	Part No.	Description	Q'ty	S.No.	I/C	REMARKS	Weight (kgf)	Weight (lb)
010	6C040-50410	ASSY TIRE	1				0	0
020	6C040-50420	ASSY TIRE	2				0	0
030	6C040-50430	WHEEL	2				0	0
040	6C040-50440	TIRE	2				0	0
050	6C040-50450	LABEL TIRE	2				0	0
060	04013-60120	WASHER PLAIN	12				0.01	0.022
070	04512-60120	WASHER SPRING	12				0.005	0.011
080	02176-50120	NUT	12				0.01	0.022



**FRONT WHEEL (23*8.50-12) [EXCEPT[AU]]**

↔ Interchangeable; ≠ not interchangeable; ← new for old; → old for new

REF.No	Part No.	Description	Q'ty	S.No.	I/C	REMARKS	Weight (kgf)	Weight (lb)
010	6C040-50610	ASSY TIRE FRONT	1				0	0
020	6C040-50620	ASSY TIRE LH	1				0	0
030	6C040-50640	WHEEL	1				0	0
040	6C040-50650	TIRE	1				0	0
050	6C040-50660	LABEL TIRE LH	1				0	0
060	6C040-50630	ASSY TIRE RH	1				0	0
070	6C040-50640	WHEEL	1				0	0
080	6C040-50650	TIRE	1				0	0
090	6C040-50670	LABEL TIRE RH	1				0	0
100	04013-60120	WASHER PLAIN	12				0.01	0.022
110	04512-60120	WASHER SPRING	12				0.005	0.011
120	02176-50120	NUT	12				0.01	0.022



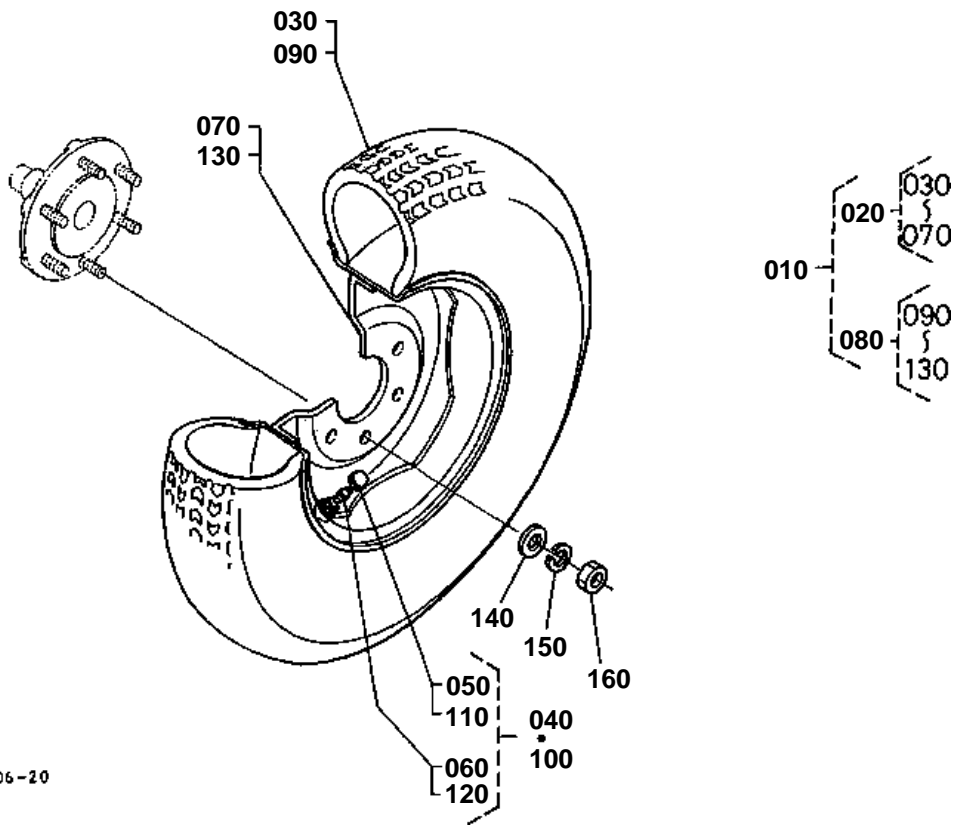
6C042-010-20



FRONT WHEEL (6-12) [AU]

↔ Interchangeable; ≠ not interchangeable; ← new for old; → old for new

REF.No	Part No.	Description	Q'ty	S.No.	I/C	REMARKS	Weight (kgf)	Weight (lb)
010	6C042-50110	ASSY TIRE FRONT	1				0	0
020	6C042-50120	ASSY TIRE LH	1				0	0
030	37500-57920	WHEEL	1				5.8	12.76
040	67521-57330	TIRE	1				7	15.4
050	93016-01120	TUBE	1				0.7	1.54
060	32150-27740	CORE VALVE	1				0.003	0.0066
070	38240-11690	CAP VALVE	1				0.001	0.0022
080	6C042-50130	ASSY TIRE RH	1				0	0
090	37500-57920	WHEEL	1				5.8	12.76
100	67521-57330	TIRE	1				7	15.4
110	93016-01120	TUBE	1				0.7	1.54
120	32150-27740	CORE VALVE	1				0.003	0.0066
130	38240-11690	CAP VALVE	1				0.001	0.0022
140	04013-60120	WASHER PLAIN	12				0.01	0.022
150	04512-60120	WASHER SPRING	12				0.005	0.011
160	02176-50120	NUT	12				0.01	0.022



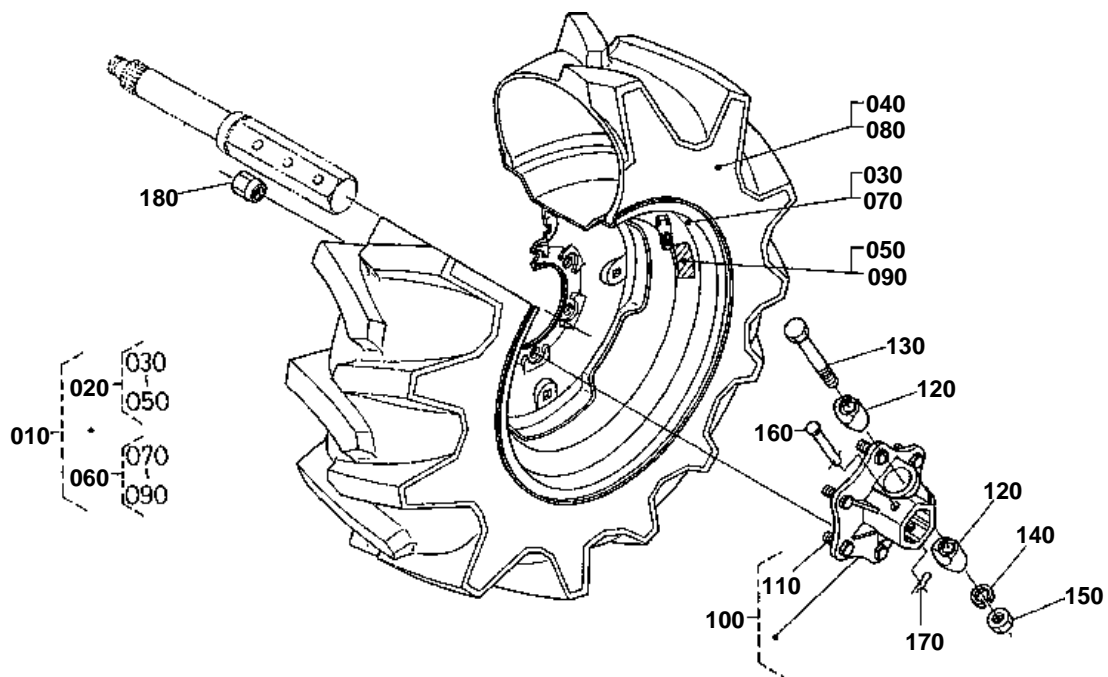
6C042-006-20

**FRONT WHEEL (22*8.50-12) [AU]**

↔ Interchangeable; ≠ not interchangeable; ← new for old; → old for new

REF.No	Part No.	Description	Q'ty	S.No.	I/C	REMARKS	Weight (kgf)	Weight (lb)
010	6C042-50510	ASSY TIRE	1				3	6.6
020	6C042-50520	TIRE ASSY	1				0	0
030	67950-59430	TIRE	1				7.4	16.28
040	34159-11850	VALVE TIRE	1				0.013	0.0286
050	38240-11690	CAP VALVE	1				0.001	0.0022
060	32150-27740	CORE VALVE	1				0.003	0.0066
070	6C042-50340	WHEEL	1				7.2	15.84
080	6C042-50530	ASSY TIRE RH	1				0	0
090	67950-59430	TIRE	1				7.4	16.28
100	34159-11850	VALVE TIRE	1				0.013	0.0286
110	38240-11690	CAP VALVE	1				0.001	0.0022
120	32150-27740	CORE VALVE	1				0.003	0.0066
130	6C042-50340	WHEEL	1				7.2	15.84
140	04013-60120	WASHER PLAIN	12				0.01	0.022
150	04512-60120	WASHER SPRING	12				0.005	0.011
160	02176-50120	NUT	12				0.01	0.022

REAR WHEEL (9.5-16) [EXCEPT[AU]]



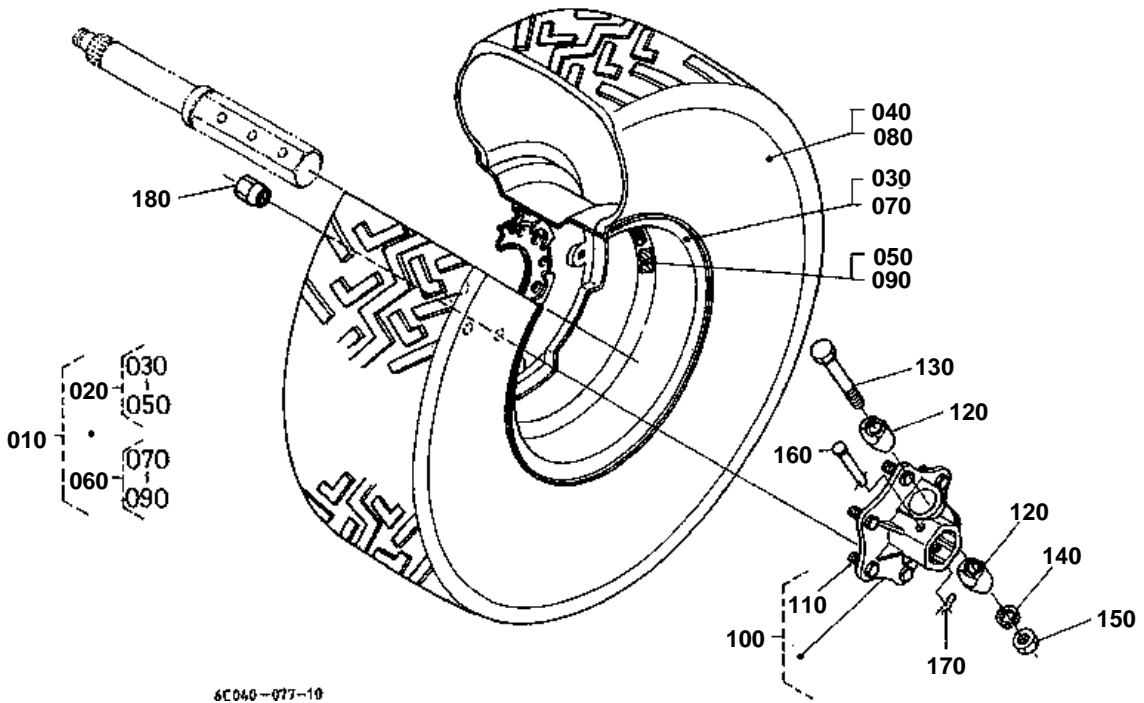
6C040-030-10

**REAR WHEEL (9.5-16) [EXCEPT[AU]]**

↔ Interchangeable; ≠ not interchangeable; ← new for old; → old for new

REF.No	Part No.	Description	Q'ty	S.No.	I/C	REMARKS	Weight (kgf)	Weight (lb)
010	6C040-50860	ASSY TIRE	1				0	0
020	6C040-50870	ASSY TIRE LH	1				0	0
030	66436-17640	WHEEL	1				0	0
040	32550-44932	ASSY TIRE	1				0	0
050	6C040-50980	LABEL TIRE LH	1				0	0
060	6C040-50880	ASSY TIRE RH	1				0	0
070	66436-17640	WHEEL	1				0	0
080	32550-44932	ASSY TIRE	1				0	0
090	6C040-50990	LABEL TIRE RH	1				0	0
100	6C040-17410	ASSY HUB WHEEL	2				2.35	5.17
110	66704-17313	BOLT	12				0.049	0.1078
120	6C040-17460	COTTER	4				0.17	0.374
130	01173-61600	BOLT	2				0.165	0.363
140	04512-60160	WASHER SPRING	2				0.01	0.022
150	02174-50160	NUT	2				0.022	0.0484
160	63733-17270	PIN WHEEL TUBE	2				0.05	0.11
170	62131-17290	PIN	2				0.004	0.0088
180	35340-11390	NUT	12				0.03	0.066

REAR WHEEL (31*15.5-15) [EXCEPT[AU]]



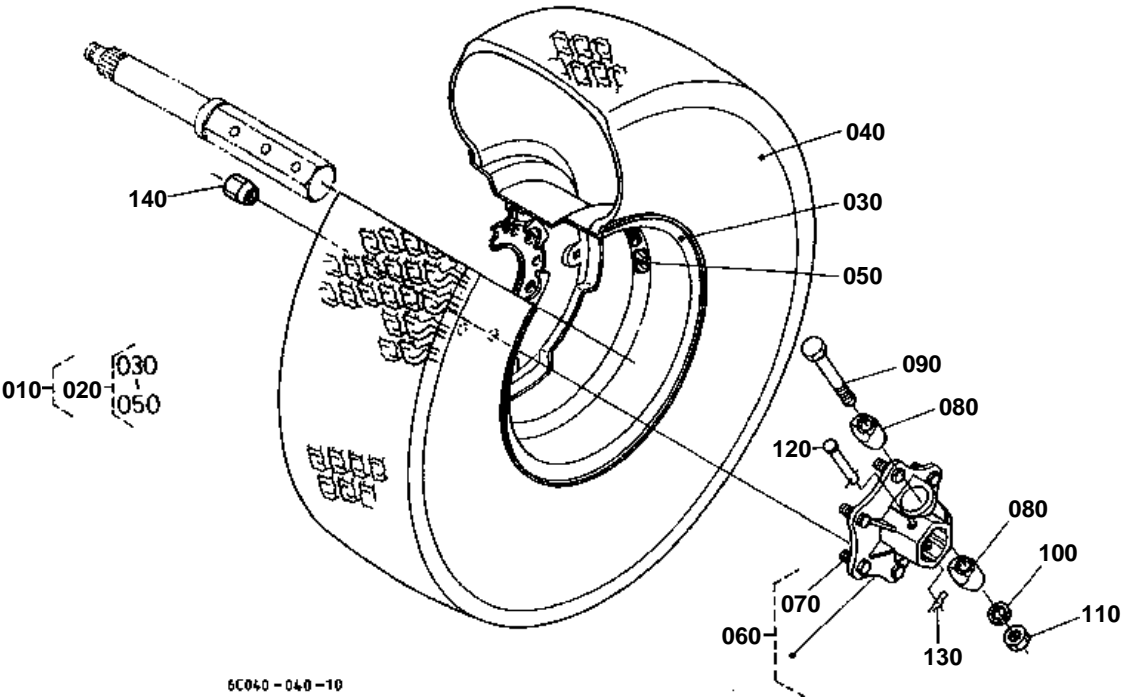
6C040-077-10

**REAR WHEEL (31*15.5-15) [EXCEPT[AU]]**

↔ Interchangeable; ≠ not interchangeable; ← new for old; → old for new

REF.No	Part No.	Description	Q'ty	S.No.	I/C	REMARKS	Weight (kgf)	Weight (lb)
010	66437-17610	ASSY TIRE	1				0	0
020	66437-17620	ASSY TIRE LH	1				0	0
030	35080-11540	WHEEL	1				0	0
040	66437-17630	TIRE	1				0	0
050	66437-17660	LABEL TIRE LH	1				0	0
060	66437-17650	ASSY TIRE RH	1				0	0
070	35080-11540	WHEEL	1				0	0
080	66437-17630	TIRE	1				0	0
090	66437-17670	LABEL TIRE RH	1				0	0
100	6C040-17410	ASSY HUB WHEEL	2				2.35	5.17
110	66704-17313	BOLT	12				0.049	0.1078
120	6C040-17460	COTTER	4				0.17	0.374
130	01173-61600	BOLT	2				0.165	0.363
140	04512-60160	WASHER SPRING	2				0.01	0.022
150	02174-50160	NUT	2				0.022	0.0484
160	63733-17270	PIN WHEEL TUBE	2				0.05	0.11
170	62131-17290	PIN	2				0.004	0.0088
180	35340-11390	NUT	12				0.03	0.066

REAR WHEEL (33*12.5-15) [EXCEPT[AU]]

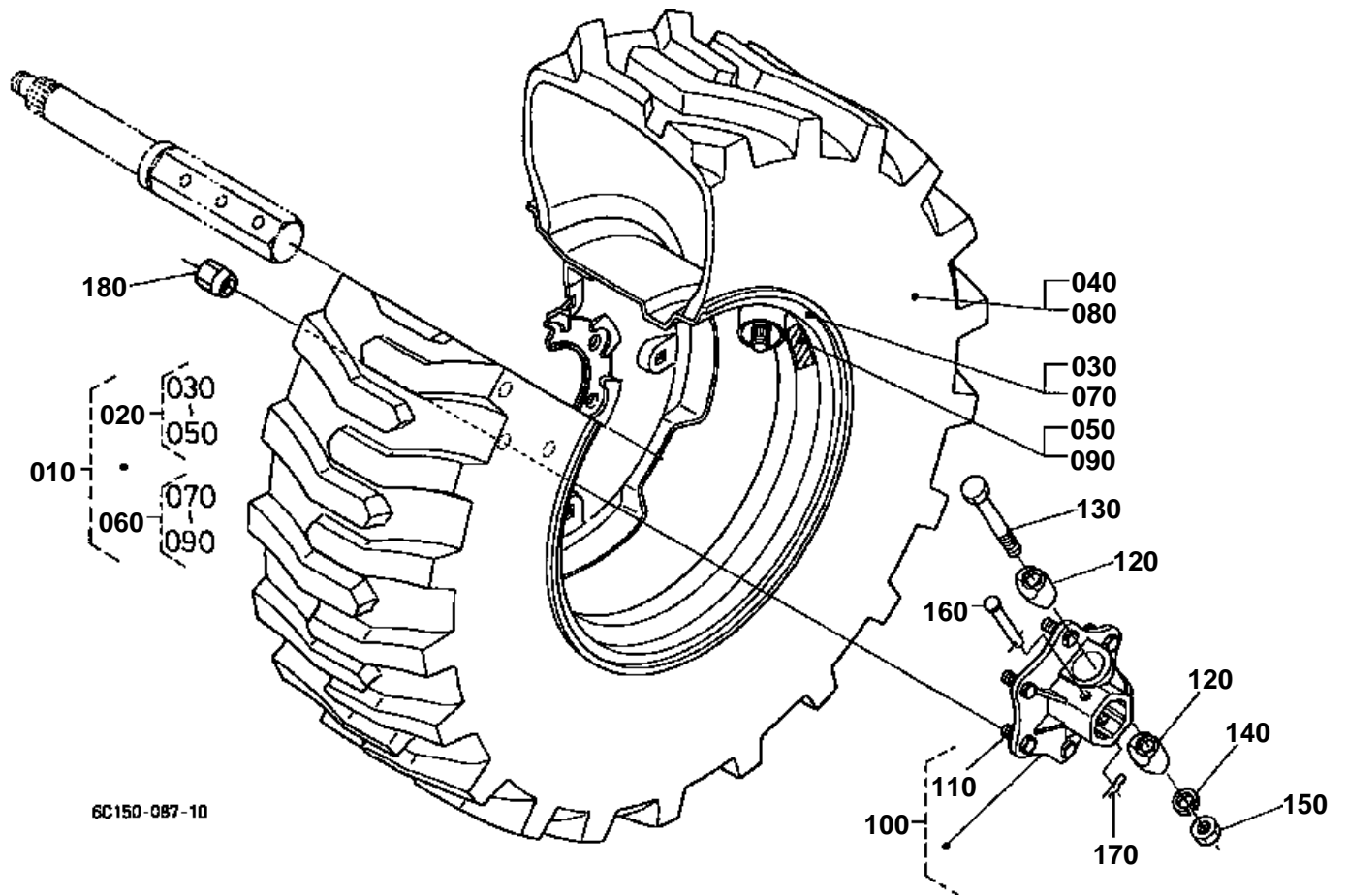


**REAR WHEEL (33*12.5-15) [EXCEPT[AU]]**

↔ Interchangeable; ≠ not interchangeable; ← new for old; → old for new

REF.No	Part No.	Description	Q'ty	S.No.	I/C	REMARKS	Weight (kgf)	Weight (lb)
010	6C040-50110	ASSY TIRE	1				0	0
020	6C040-50120	ASSY TIRE	2				0	0
030	6C040-50130	WHEEL	2				0	0
040	32550-45710	TIRE	2				0	0
050	6C040-50140	LABEL TIRE	2				0	0
060	6C040-17410	ASSY HUB WHEEL	2				2.35	5.17
070	66704-17313	BOLT	12				0.049	0.1078
080	6C040-17460	COTTER	4				0.17	0.374
090	01173-61600	BOLT	2				0.165	0.363
100	04512-60160	WASHER SPRING	2				0.01	0.022
110	02174-50160	NUT	2				0.022	0.0484
120	63733-17270	PIN WHEEL TUBE	2				0.05	0.11
130	62131-17290	PIN	2				0.004	0.0088
140	35340-11390	NUT	12				0.03	0.066

REAR WHEEL (12-16.5) [EXCEPT[AU]]

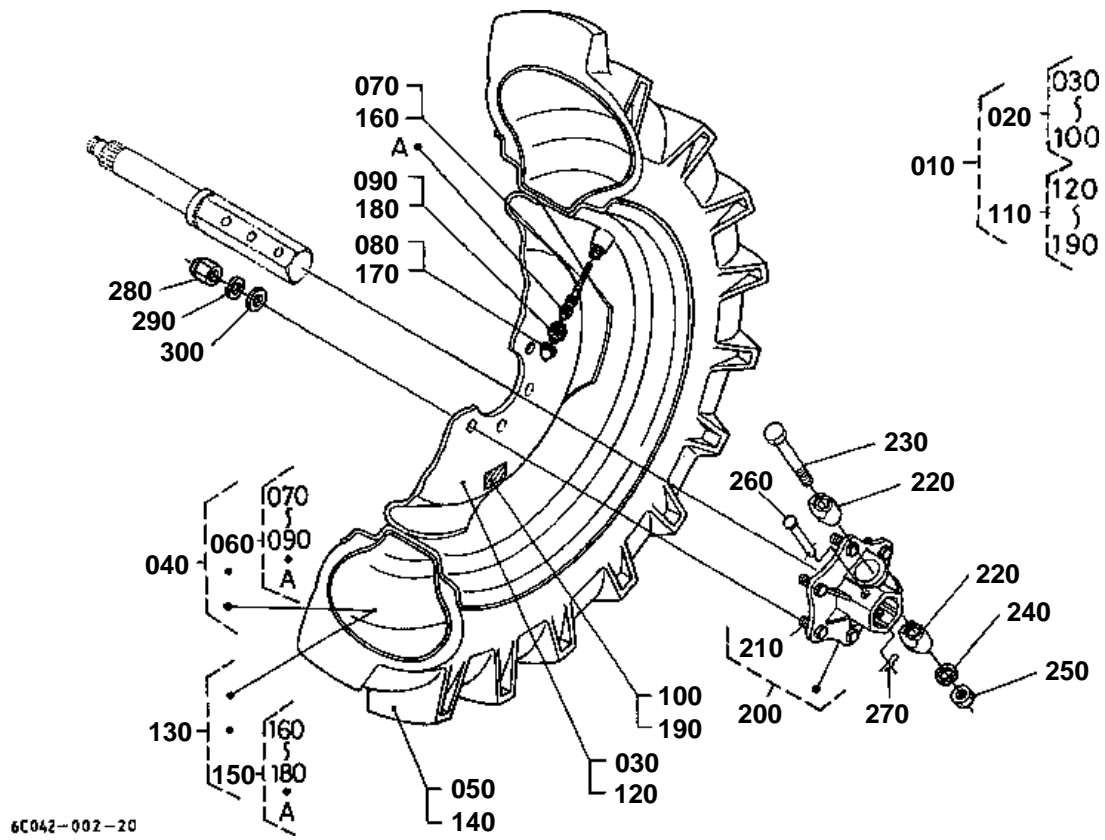


**REAR WHEEL (12-16.5) [EXCEPT[AU]]**

↔ Interchangeable; ≠ not interchangeable; ← new for old; → old for new

REF.No	Part No.	Description	Q'ty	S.No.	I/C	REMARKS	Weight (kgf)	Weight (lb)
010	6C040-50710	ASSY TIRE	1				0	0
020	6C040-50720	ASSY TIRE LH	1				0	0
030	6C040-50740	WHEEL	1				0	0
040	6C040-50750	TIRE	1				0	0
050	6C040-50760	LABEL TIRE LH	1				0	0
060	6C040-50730	ASSY TIRE RH	1				0	0
070	6C040-50740	WHEEL	1				0	0
080	6C040-50750	TIRE	1				0	0
090	6C040-50770	LABEL TIRE RH	1				0	0
100	6C040-17410	ASSY HUB WHEEL	2				2.35	5.17
110	66704-17313	BOLT	12				0.049	0.1078
120	6C040-17460	COTTER	4				0.17	0.374
130	01173-61600	BOLT	2				0.165	0.363
140	04512-60160	WASHER SPRING	2				0.01	0.022
150	02174-50160	NUT	2				0.022	0.0484
160	63733-17270	PIN WHEEL TUBE	2				0.05	0.11
170	62131-17290	PIN	2				0.004	0.0088
180	35340-11390	NUT	12				0.03	0.066

REAR WHEEL (9.5-16) [AU]



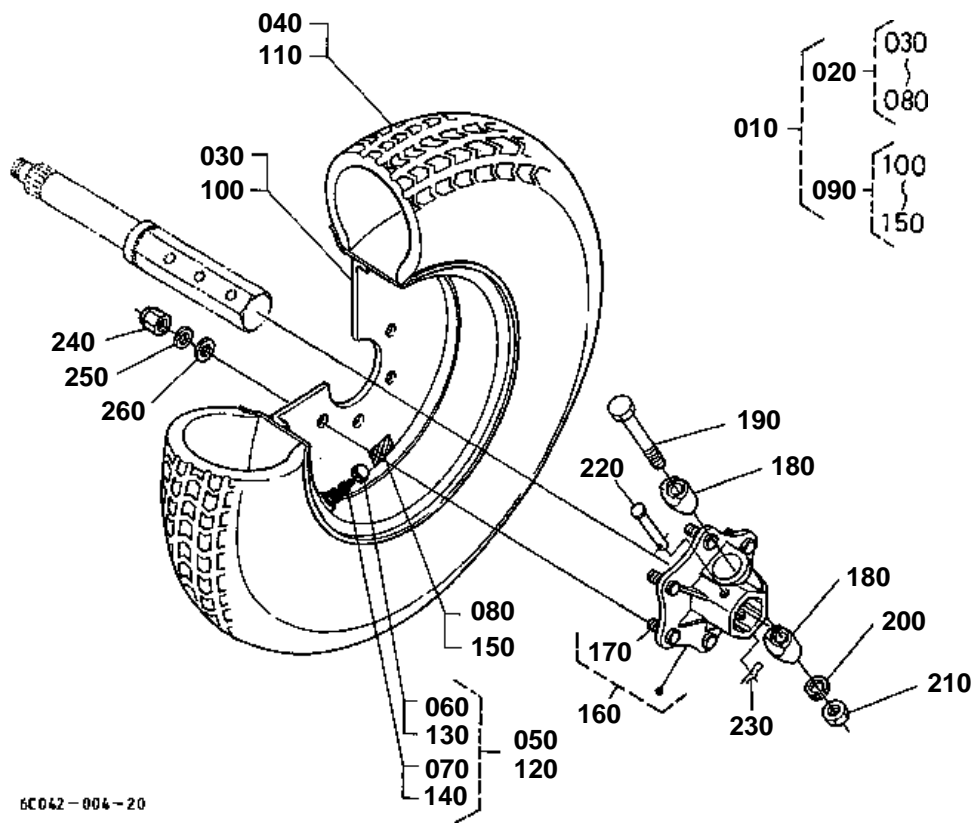


REAR WHEEL (9.5-16) [AU]

↔ Interchangeable; ≠ not interchangeable; ← new for old; → old for new

REF.No	Part No.	Description	Q'ty	S.No.	I/C	REMARKS	Weight (kgf)	Weight (lb)
010	66416-17500	ASSY REAR WHEEL	1				63	138.6
020	66416-17510	ASSY REAR WHEEL LH	1				32	70.4
030	66416-17520	WHEEL	1				12.5	27.5
040	96019-12120	TUBE	1				2.5	5.5
050	96019-12130	TIRE	1				17.4	38.28
060	32150-27700	HOUSING VALVE CORE	1				0.001	0.0022
070	32150-27740	CORE VALVE	1				0.003	0.0066
080	38240-11690	CAP VALVE	1				0.001	0.0022
090	32270-27710	NUT RIM	1				0.006	0.0132
100	66416-17530	LABEL LH	1				0.001	0.0022
110	66416-17540	ASSY REAR WHEEL RH	1				32	70.4
120	66416-17520	WHEEL	1				12.5	27.5
130	96019-12120	TUBE	1				2.5	5.5
140	96019-12130	TIRE	1				17.4	38.28
150	32150-27700	HOUSING VALVE CORE	1				0.001	0.0022
160	32150-27740	CORE VALVE	1				0.003	0.0066
170	38240-11690	CAP VALVE	1				0.001	0.0022
180	32270-27710	NUT RIM	1				0.006	0.0132
190	66416-17550	LABEL RH	1				0.001	0.0022
200	6C040-17410	ASSY HUB WHEEL	2				2.35	5.17
210	66704-17313	BOLT	12				0.049	0.1078
220	6C040-17460	COTTER	4				0.17	0.374
230	01173-61600	BOLT	2				0.165	0.363
240	04512-60160	WASHER SPRING	2				0.01	0.022
250	02174-50160	NUT	2				0.022	0.0484
260	63733-17270	PIN WHEEL TUBE	2				0.05	0.11
270	62131-17290	PIN	2				0.004	0.0088
280	35340-11390	NUT	12				0.03	0.066
290	04512-60140	WASHER SPRING	12				0.006	0.0132
300	04013-60140	WASHER PLAIN	12				0.01	0.022

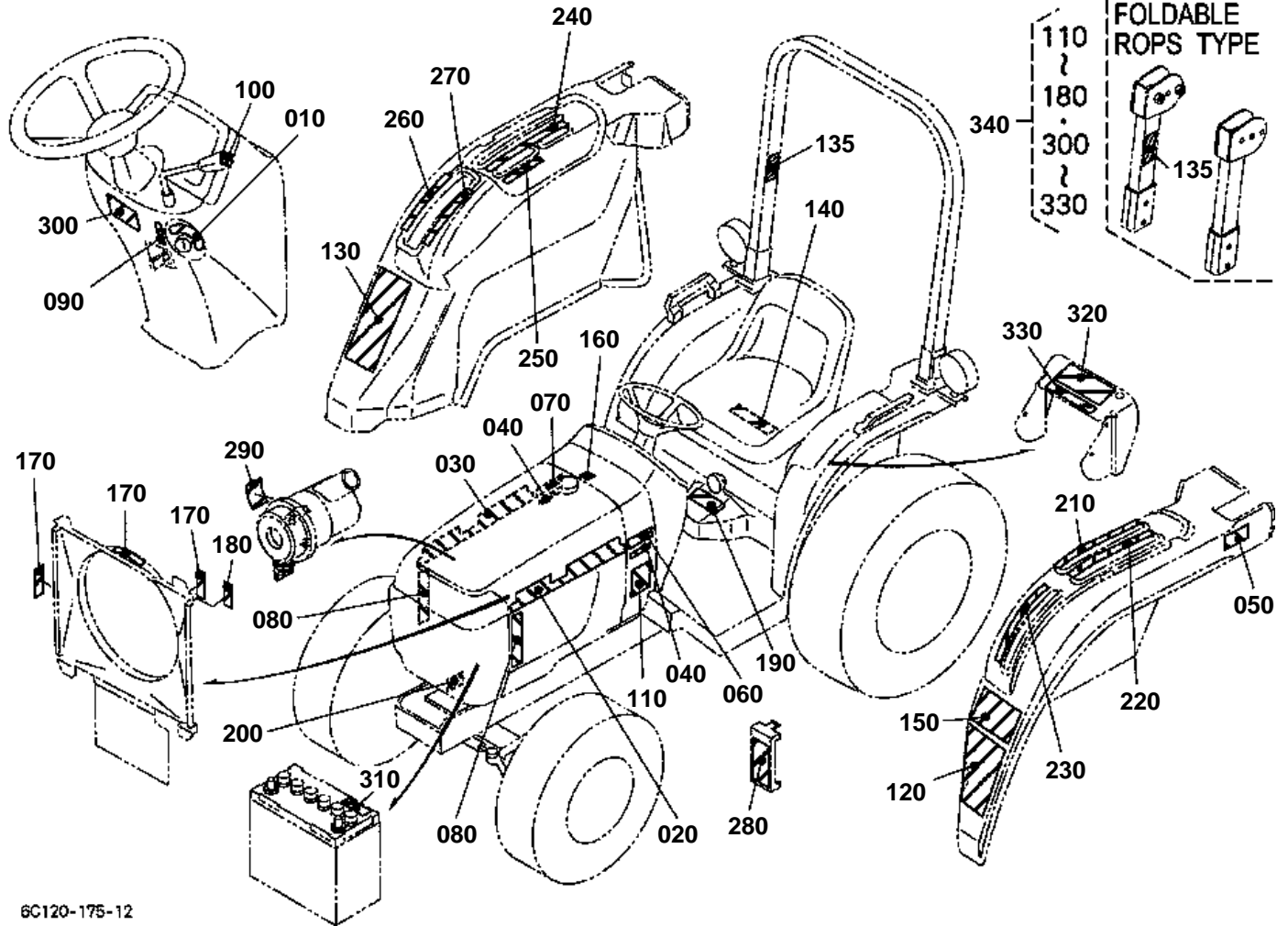
REAR WHEEL (31*13.5-15) [AU]



**REAR WHEEL (31*13.5-15) [AU]**

↔ Interchangeable; ≠ not interchangeable; ← new for old; → old for new

REF.No	Part No.	Description	Q'ty	S.No.	I/C	REMARKS	Weight (kgf)	Weight (lb)
010	66426-17700	ASSY REAR WHEEL	1				62	136.4
020	67405-17720	ASSY REAR WHEEL LH	1				0	0
030	66416-17720	WHEEL	1				13.5	29.7
040	96016-64130	TIRE	1				20	44
050	34159-11850	VALVE TIRE	1				0.013	0.0286
060	38240-11690	CAP VALVE	1				0.001	0.0022
070	32150-27740	CORE VALVE	1				0.003	0.0066
080	96016-64160	LABEL LH	1				0	0
090	67405-17750	ASSY REAR WHEEL RH	1				0	0
100	66416-17720	WHEEL	1				13.5	29.7
110	96016-64130	TIRE	1				20	44
120	34159-11850	VALVE TIRE	1				0.013	0.0286
130	38240-11690	CAP VALVE	1				0.001	0.0022
140	32150-27740	CORE VALVE	1				0.003	0.0066
150	96016-64170	LABEL RH	1				0	0
160	6C040-17410	ASSY HUB WHEEL	2				2.35	5.17
170	66704-17313	BOLT	12				0.049	0.1078
180	6C040-17460	COTTER	4				0.17	0.374
190	01173-61600	BOLT	2				0.165	0.363
200	04512-60160	WASHER SPRING	2				0.01	0.022
210	02174-50160	NUT	2				0.022	0.0484
220	63733-17270	PIN WHEEL TUBE	2				0.05	0.11
230	62131-17290	PIN	2				0.004	0.0088
240	35340-11390	NUT	12				0.03	0.066
250	04512-60140	WASHER SPRING	12				0.006	0.0132
260	04013-60140	WASHER PLAIN	12				0.01	0.022



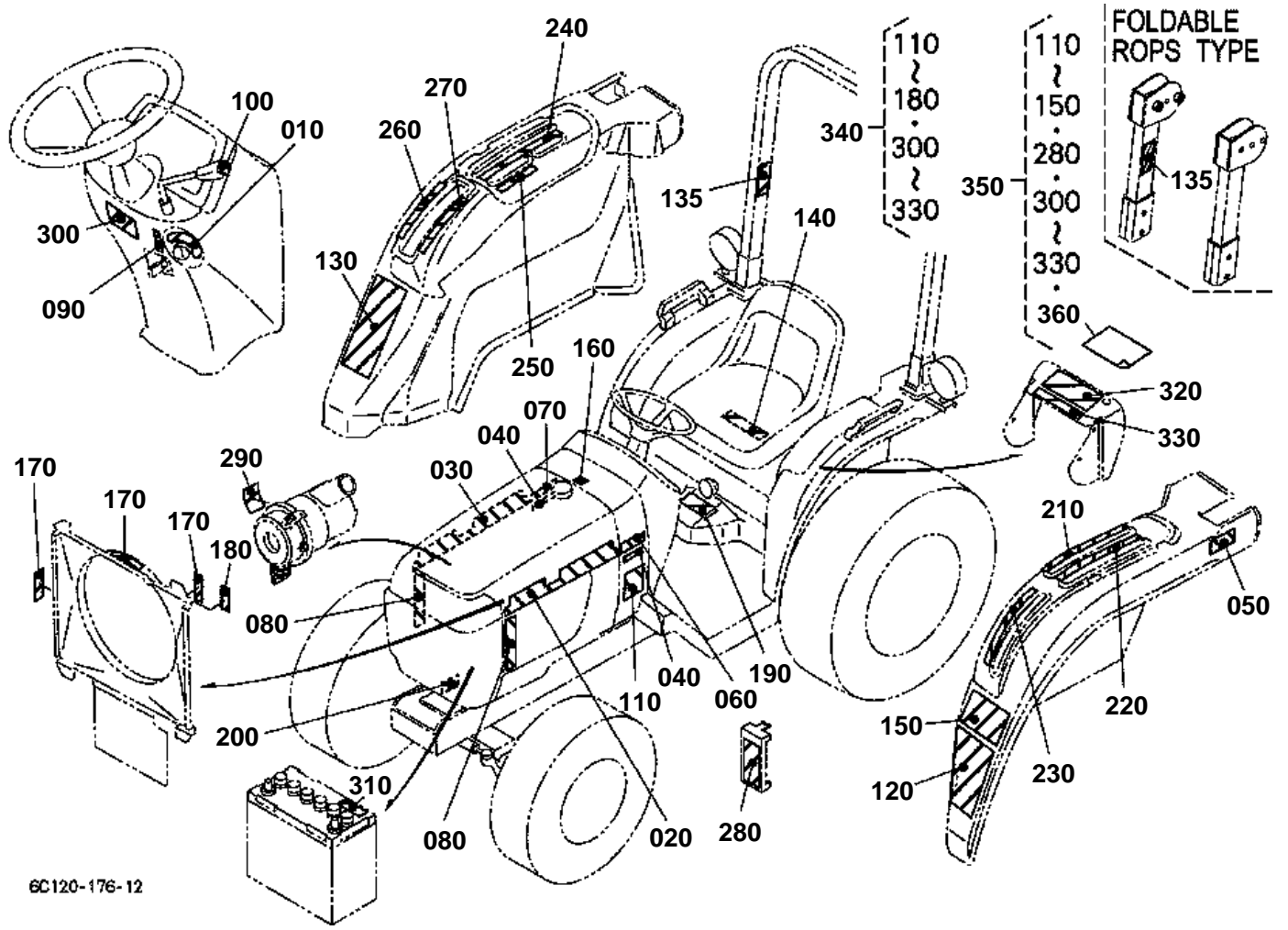
6C120-175-12



LABEL [MANUAL T/M TYPE] [A]

↔ Interchangeable; ≠ not interchangeable; ← new for old; → old for new

REF.No	Part No.	Description	Q'ty	S.No.	I/C	REMARKS	Weight (kgf)	Weight (lb)
010	6C120-47210	MARK MAIN SWITCH	1	<=30905			0	0
010	6C120-47212	MARK MAIN SWITCH	1	>=30906	←		0	0
020	6C120-47270	MARK MODEL LH	1				0.034	0.0748
030	6C120-47280	MARK MODEL RH	1				0.017	0.0374
040	6C140-47520	MARK PS	2				0.001	0.0022
050	6C040-47530	MARK 4WD	1				0.001	0.0022
060	6C120-47250	MARK PILLAR LH	1				0.001	0.0022
070	6C120-47260	MARK PILLAR RH	1				0.002	0.0044
080	6A325-47380	MARK SKIRT	2				0.003	0.0066
090	6C040-47510	LABEL PARKING	1	<=30905			0	0
090	6C040-47512	LABEL PARKING	1	>=30906	←		0	0
100	TA040-49370	MARK ACCEL.GRIP	1				0.001	0.0022
110	6C090-49650	LABEL START CAUTION	1				0.005	0.011
120	6C070-47422	LABEL SAFETY	1	<=33133			0.005	0.011
120	6C070-47422	LABEL SAFETY	1	>=33134	←		0.005	0.011
130	TA040-49320	LABEL ROPS WARNING	1			RIGID	0.001	0.0022
130	TA240-98480	LABEL ROPS WARNING	1			FOLDABLE	0.005	0.011
135	6C140-47460	LABEL ROPS WARNING	1			RIGID	0.001	0.0022
135	3A111-95540	LABEL ROPS CAUTION	1			FOLDABLE	0	0
140	6C120-47460	LABEL PTO	1				0.001	0.0022
150	6C120-47450	LABEL PTO	1				0.001	0.0022
160	6C040-47412	LABEL FILLER CAUTION	1				0.001	0.0022
170	6C090-49580	LABEL FAN WARNING	3				0.005	0.011
180	6C090-49590	LABEL MUFFLER	1				0.005	0.011
190	6C040-47480	LABEL PEDAL	1				0.002	0.0044
200	99999-99999	NAME PLATE	1				0	0
210	6C120-47300	LABEL MID PTO	1				0.001	0.0022
220	6C120-47320	LABEL PTO	1				0.001	0.0022
230	6C120-47330	LABEL RANGE SHIFT	1				0.001	0.0022
240	6C120-47350	LABEL HYDRAULIC	1				0.002	0.0044
250	6C040-47362	LABEL 4WD	1				0.001	0.0022
260	6C040-47382	LABEL GUIDE	1				0.001	0.0022
270	6C040-47392	LABEL GUIDE	1				0.001	0.0022
280	6C090-47490	LABEL FUSE BOX	1				0.001	0.0022
290	32721-58282	LABEL CAUTION	1				0.001	0.0022
300	6C140-47430	LABEL PARKING	1				0.001	0.0022
310	6C040-55590	LABEL BATTERY	1				0.001	0.0022
320	TA040-49590	LABEL PTO WARNING	1				0.002	0.0044
330	6C140-47440	LABEL DRAWBAR	1				0.001	0.0022
340	6C120-47400	KIT LABEL SAFETY	1	<=30801			0	0
340	6C120-47402	KIT LABEL SAFETY	1	>=30802	←		0	0
340	6C120-47403	KIT LABEL SAFETY	1	>=33133	←		0.01	0.022



6C120-176-12



LABEL [MANUAL T/M TYPE] [CA]

↔ Interchangeable; ≠ not interchangeable; ← new for old; → old for new

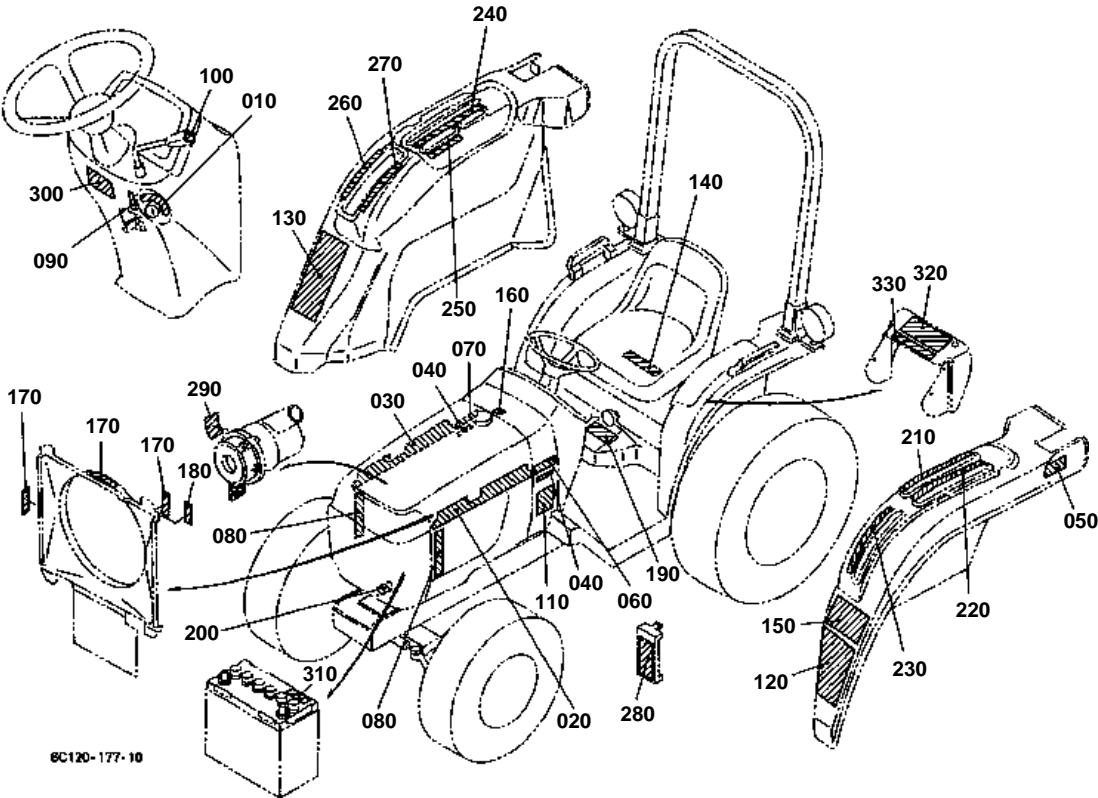
REF.No	Part No.	Description	Q'ty	S.No.	I/C	REMARKS	Weight (kgf)	Weight (lb)
010	6C120-47210	MARK MAIN SWITCH	1	≤30905			0	0
010	6C120-47212	MARK MAIN SWITCH	1	≥30906	←		0	0
020	6C120-47270	MARK MODEL LH	1				0.034	0.0748
030	6C120-47280	MARK MODEL RH	1				0.017	0.0374
040	6C140-47520	MARK PS	2				0.001	0.0022
050	6C040-47530	MARK 4WD	1				0.001	0.0022
060	6C120-47250	MARK PILLAR LH	1				0.001	0.0022
070	6C120-47260	MARK PILLAR RH	1				0.002	0.0044
080	6A325-47380	MARK SKIRT	2				0.003	0.0066
090	6C040-47510	LABEL PARKING	1	≤30905			0	0
090	6C040-47512	LABEL PARKING	1	≥30906	←		0	0
100	TA040-49370	MARK ACCEL.GRIP	1				0.001	0.0022
110	6C090-49650	LABEL START CAUTION	1			ENGLISH	0.005	0.011
110	6C091-49650	LABEL START CAUTION	1			FRENCH	0.01	0.022
120	6C070-47420	LABEL SAFETY	1	≤33133		ENGLISH	0	0
120	6C070-47422	LABEL SAFETY	1	≥33134	←	ENGLISH	0.005	0.011
120	6C071-47422	LABEL SAFETY	1	≤33133		FRENCH	0.001	0.0022
120	6C071-47422	LABEL SAFETY	1	≥33134	←	FRENCH	0.001	0.0022
130	TA040-49320	LABEL ROPS WARNING	1			ENGLISH/RIGID	0.001	0.0022
130	TA040-49150	LABEL ROPS WARNING	1			FRENCH/RIGID	0.003	0.0066
130	TA240-98480	LABEL ROPS WARNING	1			ENGLISH/FOLDABLE	0.005	0.011
130	3A112-98480	LABEL ROPS WARNING	1			FRENCH/FOLDABLE	0.004	0.0088
135	6C140-47460	LABEL ROPS WARNING	1			ENGLISH/RIGID	0.001	0.0022
135	6C141-47460	LABEL ROPS WARNING	1			FRENCH/RIGID	0	0
135	3A111-95540	LABEL ROPS CAUTION	1			ENGLISH/FOLDABLE	0	0
135	3A112-95540	LABEL ROPS CAUTION	1			FRENCH/FOLDABLE	0.003	0.0066
140	6C120-47460	LABEL PTO	1			ENGLISH	0.001	0.0022
140	6C121-47460	LABEL PTO	1			FRENCH	0	0
150	6C120-47450	LABEL PTO	1			ENGLISH	0.001	0.0022
150	6C121-47450	LABEL PTO	1			FRENCH	0	0
160	6C040-47412	LABEL FILLER CAUTION	1				0.001	0.0022
170	6C090-49580	LABEL FAN WARNING	3				0.005	0.011
180	6C090-49590	LABEL MUFFLER	1				0.005	0.011
190	6C040-47480	LABEL PEDAL	1				0.002	0.0044
200	99999-99999	NAME PLATE	1				0	0
210	6C120-47300	LABEL MID PTO	1				0.001	0.0022
220	6C120-47320	LABEL PTO	1				0.001	0.0022
230	6C120-47330	LABEL RANGE SHIFT	1				0.001	0.0022
240	6C120-47350	LABEL HYDRAULIC	1				0.002	0.0044
250	6C040-47362	LABEL 4WD	1				0.001	0.0022
260	6C040-47382	LABEL GUIDE	1				0.001	0.0022
270	6C040-47392	LABEL GUIDE	1				0.001	0.0022
280	6C090-47490	LABEL FUSE BOX	1			ENGLISH	0.001	0.0022
280	6C091-47490	LABEL FUSE	1			FRENCH	0.001	0.0022
290	32721-58282	LABEL CAUTION	1				0.001	0.0022
300	6C140-47430	LABEL PARKING	1			ENGLISH	0.001	0.0022
300	6C141-47430	LABEL PARKING WARNIN	1			FRENCH	0	0
310	6C040-55590	LABEL BATTERY	1			ENGLISH	0.001	0.0022
310	6C021-92120	LABEL BATTERY	1			FRENCH	0.001	0.0022
320	TA040-49590	LABEL PTO WARNING	1			ENGLISH	0.002	0.0044
320	TA041-49590	LABEL PTO WARNING	1			FRENCH	0.005	0.011
330	6C140-47440	LABEL DRAWBAR	1			ENGLISH	0.001	0.0022
330	6C141-47440	LABEL DRAWBAR	1			FRENCH	0.001	0.0022
340	6C120-47400	KIT LABEL SAFETY	1	≤30801		ENGLISH	0	0
340	6C120-47402	KIT LABEL SAFETY	1	≥30802	←	ENGLISH	0	0
340	6C120-47403	KIT LABEL SAFETY	1	≥33134	←	ENGLISH	0.01	0.022
350	6C121-92100	KIT LABEL	1	≤33133		NOT SALE FRENCH	0	0
350	6C121-92104	KIT LABEL	1	≥33134	←	NOT SALE FRENCH	0	0
360	6C121-92050	MANUAL INSTRUCTION	1	≤31606		FRENCH	0	0



LABEL [MANUAL T/M TYPE] [CA]

↔ Interchangeable; ≠ not interchangeable; ← new for old; → old for new

REF.No	Part No.	Description	Q'ty	S.No.	I/C	REMARKS	Weight (kgf)	Weight (lb)
360	6C121-92052	MANUAL INSTRUCTION	1	>=31607	←	FRENCH	0.18	0.396



6C120-177-10



LABEL [MANUAL T/M TYPE] [AU]

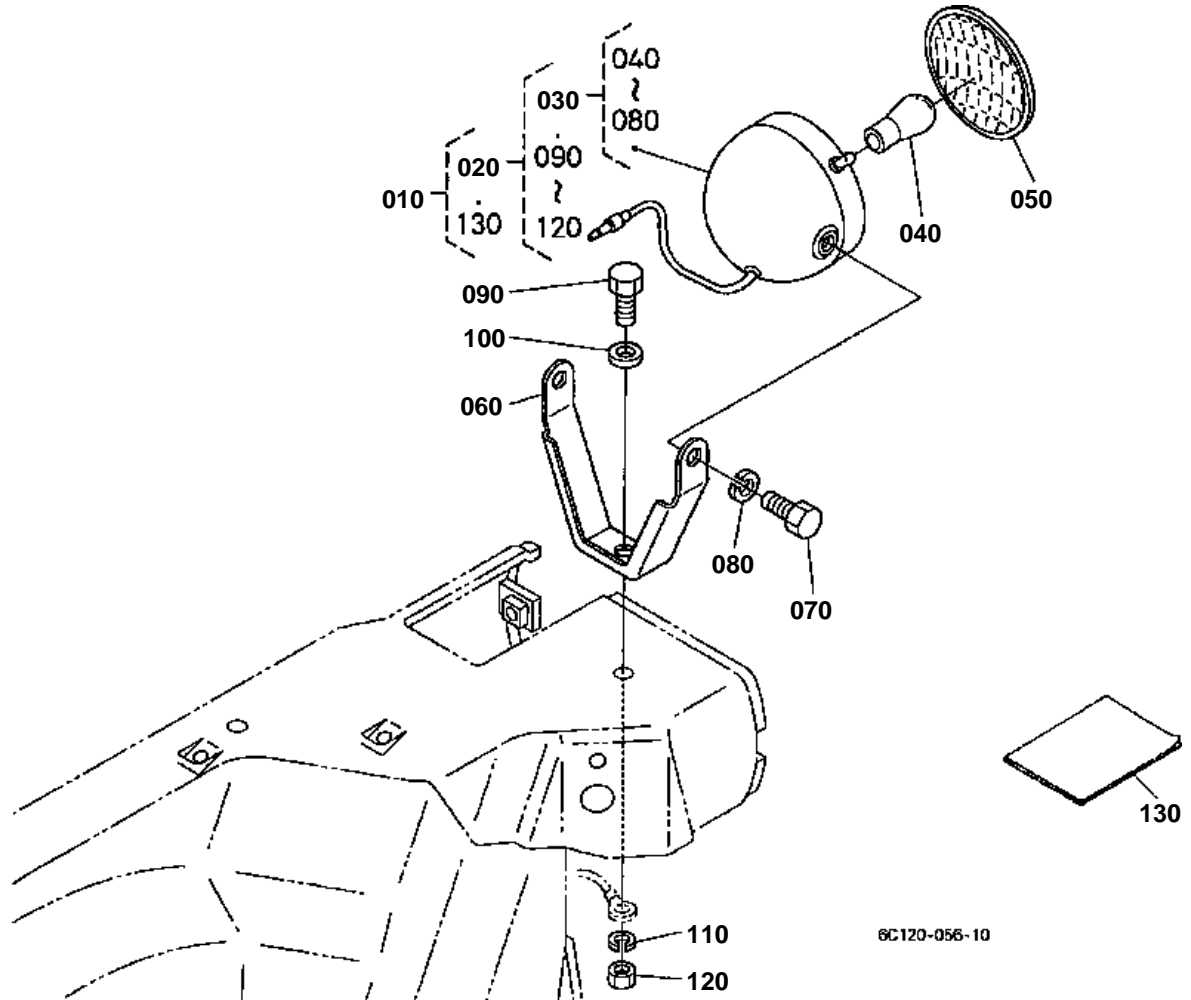
↔ Interchangeable; ≠ not interchangeable; ← new for old; → old for new

REF.No	Part No.	Description	Q'ty	S.No.	I/C	REMARKS	Weight (kgf)	Weight (lb)
010	6C120-47210	MARK MAIN SWITCH	1	≤=30905			0	0
010	6C120-47212	MARK MAIN SWITCH	1	≥=30906	←		0	0
020	6C120-47270	MARK MODEL LH	1				0.034	0.0748
030	6C120-47280	MARK MODEL RH	1				0.017	0.0374
040	6C140-47520	MARK PS	2				0.001	0.0022
050	6C040-47530	MARK 4WD	1				0.001	0.0022
060	6C120-47250	MARK PILLAR LH	1				0.001	0.0022
070	6C120-47260	MARK PILLAR RH	1				0.002	0.0044
080	6A325-47380	MARK SKIRT	2				0.003	0.0066
090	6C040-47510	LABEL PARKING	1	≤=30905			0	0
090	6C040-47512	LABEL PARKING	1	≥=30906	←		0	0
100	TA040-49370	MARK ACCEL.GRIP	1				0.001	0.0022
110	6C090-49650	LABEL START CAUTION	1				0.005	0.011
120	6C070-47422	LABEL SAFETY	1	≤=33133			0.005	0.011
120	6C070-47422	LABEL SAFETY	1	≥=33134	←		0.005	0.011
130	TA040-49320	LABEL ROPS WARNING	1			RIGID	0.001	0.0022
140	6C120-47460	LABEL PTO	1				0.001	0.0022
150	6C120-47450	LABEL PTO	1				0.001	0.0022
160	6C040-47412	LABEL FILLER CAUTION	1				0.001	0.0022
170	6C090-49580	LABEL FAN WARNING	3				0.005	0.011
180	6C090-49590	LABEL MUFFLER	1				0.005	0.011
190	6C040-47480	LABEL PEDAL	1				0.002	0.0044
200	99999-99999	NAME PLATE	1				0	0
210	6C120-47300	LABEL MID PTO	1				0.001	0.0022
220	6C120-47320	LABEL PTO	1				0.001	0.0022
230	6C120-47330	LABEL RANGE SHIFT	1				0.001	0.0022
240	6C120-47350	LABEL HYDRAULIC	1				0.002	0.0044
250	6C040-47362	LABEL 4WD	1				0.001	0.0022
260	6C040-47382	LABEL GUIDE	1				0.001	0.0022
270	6C040-47392	LABEL GUIDE	1				0.001	0.0022
280	6C090-47490	LABEL FUSE BOX	1				0.001	0.0022
290	32721-58282	LABEL CAUTION	1				0.001	0.0022
300	6C140-47430	LABEL PARKING	1				0.001	0.0022
310	6C040-55590	LABEL BATTERY	1				0.001	0.0022
320	TA040-49590	LABEL PTO WARNING	1				0.002	0.0044
330	6C140-47440	LABEL DRAWBAR	1				0.001	0.0022

↔ Interchangeable; ≠ not interchangeable; ← new for old; → old for new

REF.No	Part No.	Description	Q'ty	S.No.	I/C	REMARKS	Weight (kgf)	Weight (lb)
010	6C120-63112	MANUAL INSTRUCTION	1	<=30905		ENGLISH	0	0
010	6C120-63113	MANUAL INSTRUCTION	1	>=30906	←	ENGLISH	0.18	0.396
010	6C121-92050	MANUAL INSTRUCTION	1	<=31606		FRENCH	0	0
010	6C121-92052	MANUAL INSTRUCTION	1	>=31607	←	FRENCH	0.18	0.396
020	6C140-62980	MANUAL ASSEMBLY	1	<=32521		[EXCEPT[AU]]	0.034	0.0748
020	6C140-62983	MANUAL ASSEMBLY	1	>=32522	←	EXCEPT[AU]	0.033	0.0726
020	6C120-62980	MANUAL ASSEMBLY	1			[AU] NOT SALE	0	0
025	1G511-89813	STATEMENT WARRANTY	1			NOT SALE	0	0
030	15241-86612	WRENCH FILTER	1				0.115	0.253
040	1G111-65720	FUSE	1			30A	0.009	0.0198
050	67401-62930	ASSY SPACER CLUTCH	1				0.03	0.066
060	67211-62940	PIECE DISTANCE	1				0.08	0.176
070	67401-62950	LABEL CLUTCH SPACER	1				0.002	0.0044
080	66416-62920	ASSY BAG SPARE FUSE	1				0.01	0.022
090	66416-62930	FUSE AUTO	2			15A	0.01	0.022
100	04013-60120	WASHER PLAIN	12			FOR FRONT WHEEL	0.01	0.022
110	04512-60120	WASHER SPRING	12			FOR FRONT WHEEL	0.005	0.011
120	02176-50120	NUT	12			FOR FRONT WHEEL	0.01	0.022
130	35340-11390	NUT	12			FOR REAR WHEEL	0.03	0.066
140	04512-60140	WASHER SPRING	12			FOR REAR WHEEL [AU]	0.006	0.0132
150	04013-60140	WASHER PLAIN	12			FOR REAR WHEEL [AU]	0.01	0.022

WORKING LIGHT KIT [OPTION]



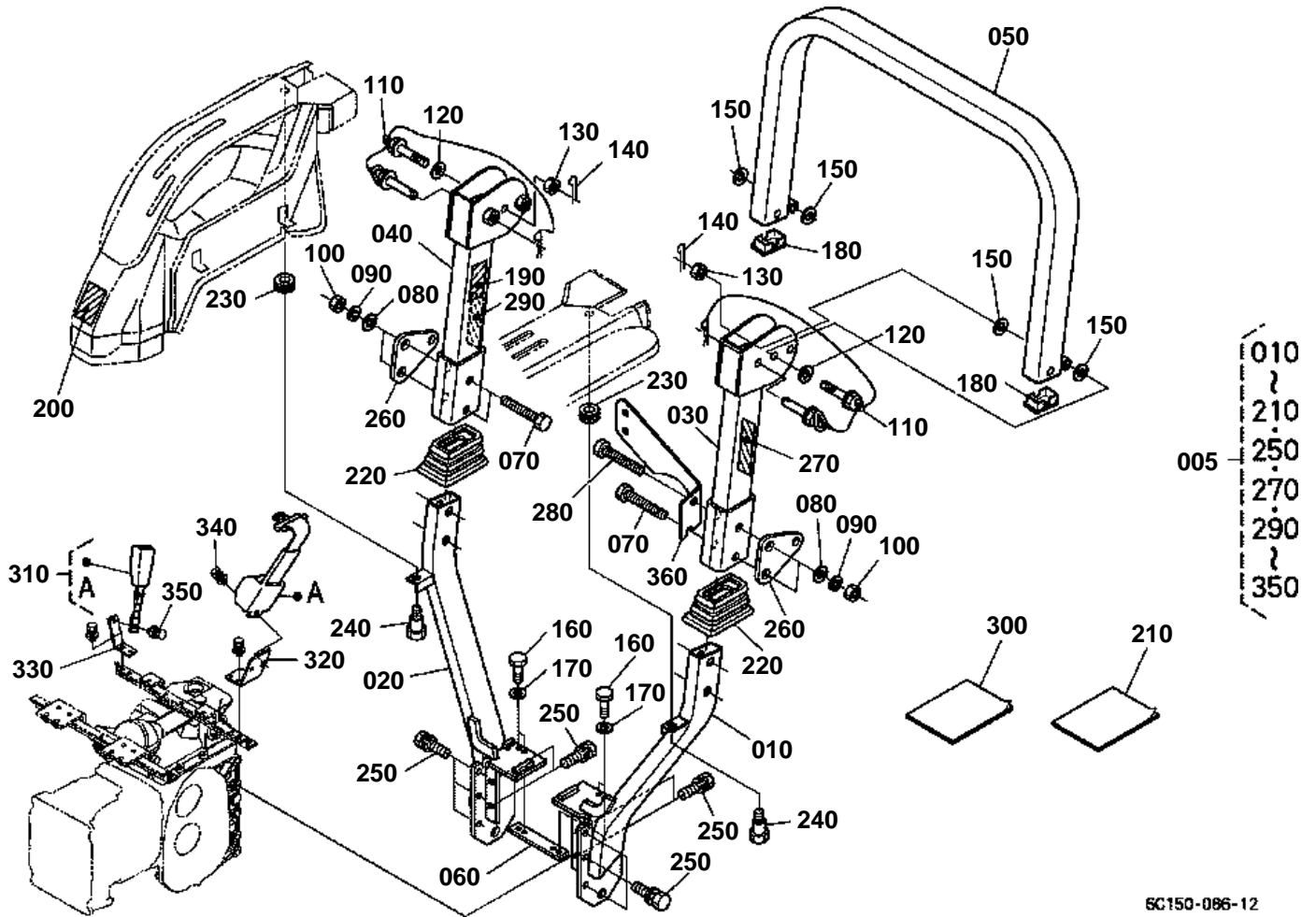


WORKING LIGHT KIT [OPTION]

↔ Interchangeable; ≠ not interchangeable; ← new for old; → old for new

REF.No	Part No.	Description	Q'ty	S.No.	I/C	REMARKS	Weight (kgf)	Weight (lb)
010	6C040-95500	KIT LIGHT WORKING	1	<=30670			0	0
010	6C040-95502	KIT LIGHT WORKING	1	>=30671	←		0	0
020	35871-97600	ASSY LIGHT WORKING	1				0.88	1.936
030	35871-75900	ASSY LIGHT WORKING	1				0.85	1.87
040	68331-53360	BLUB	1			35W	0.015	0.033
050	68331-53310	LENS	1				0.15	0.33
060	35861-75910	STAY WORKING LAMP 4	1				0.25	0.55
070	01153-50820	BOLT	2				0.012	0.0264
080	04512-60080	WASHER SPRING	2				0.002	0.0044
090	01173-51020	BOLT	1				0.017	0.0374
100	04013-60100	WASHER PLAIN	1				0.004	0.0088
110	04512-60100	WASHER SPRING	1				0.002	0.0044
120	02118-50100	NUT	1				0.005	0.011
130	6C040-95510	MANUAL ASSEMBLY	1	<=30670			0.004	0.0088
130	6C040-95512	MANUAL ASSEMBLY	1	>=30671	←		0	0

ROPS KIT [OPTION]





ROPS KIT [OPTION]

↔ Interchangeable; ≠ not interchangeable; ← new for old; → old for new

REF.No	Part No.	Description	Q'ty	S.No.	I/C	REMARKS	Weight (kgf)	Weight (lb)
005	6C140-89500	ASSY ROPS	1				0	0
010	99999-99999	FRAME LOWER LH	1				0	0
020	99999-99999	FRAME LOWER RH	1				0	0
030	99999-99999	FRAME MIDDLE LH	1				0	0
040	99999-99999	FRAME MIDDLE RH	1				0	0
050	99999-99999	FRAME UPPER	1				0	0
060	99999-99999	PLATE CONNECTOR	1				0	0
070	0Y109-50952	BOLT	3				0.11	0.242
080	04013-60140	WASHER PLAIN	4				0.01	0.022
090	0Y450-50090	WASHER SPRING	4				0.007	0.0154
100	0Y205-50090	NUT	4				0	0
110	TA240-48752	SET BOLT	2				0	0
120	04013-60160	WASHER PLAIN	2				0.01	0.022
130	02254-50160	NUT	2				0.04	0.088
140	05511-50430	PIN SPLIT	2				0.004	0.0088
150	04013-60160	WASHER PLAIN	4				0.01	0.022
160	0Y109-50616	BOLT	4				0.2	0.44
170	0Y450-50060	WASHER SPRING	4				0.031	0.0682
180	TC050-48772	COVER ROPS	2				0.03	0.066
190	3A111-95540	LABEL ROPS CAUTION	1			ENGLISH	0	0
190	3A112-95540	LABEL ROPS CAUTION	1			FRENCH	0.003	0.0066
200	TA240-98480	LABEL ROPS WARNING	1			ENGLISH	0.005	0.011
200	3A112-98480	LABEL ROPS WARNING	1			FRENCH	0.004	0.0088
210	99999-99999	MANUAL ASSEMBLY	1				0	0
220	6C040-72210	COVER ROPS	2				0.066	0.1452
230	6A100-51380	CUSHION	2				0.003	0.0066
240	6C040-51342	BOLT	2				0.017	0.0374
250	01123-51235	BOLT	10				0.041	0.0902
260	6C140-54982	STAY HAZARD LIGHT	2				0	0
270	6C140-54990	REFLECTOR LABEL	1				0.003	0.0066
280	0Y109-50956	BOLT	1				0.11	0.242
290	6C140-54990	REFLECTOR LABEL	1				0.003	0.0066
300	TA240-48680	MANUAL INSTRUCTION	1				0.025	0.055
310	K2561-56850	SEAT BELT ASSY	1				0.81	1.782
320	6C040-52760	STAY SEAT BELT LH	1				0.3	0.66
330	6C040-52770	STAY SEAT BELT RH	1				0.1	0.22
340	01135-61020	BOLT	1				0.015	0.033
350	01135-61025	BOLT	1				0.04	0.088
360	6C140-54950	BRACKET SMV	1				0.85	1.87