

# Instructions for Parts Books

The heading at the top of the page will be the same for the picture of the parts as it is for the page with the part numbers.

Definition of column headings on part number pages:

**REF.No** → The number referring to the part on the picture page of the parts book.

**Part No.** → The number assigned to this part at the time of printing the parts book.

**Description** → Description of part.

**Q'ty** → Quantity of part used on that page.

**S.No.** → Serial number range of the equipment that this part will fit.

>= Your serial number should be greater than or equal to the number shown.

<= Your serial number should be lesser than or equal to the serial number shown.

**I/C** → Interchangeability of part shown.

↔ The part shown will work for the older and later serial number.

# The part shown is not interchangeable with the other serial number.

← new for old

→ old for new

**Remarks** → Notes about this particular part. Sometimes this may say except [FR] or [CA]

## Note about Country Codes:

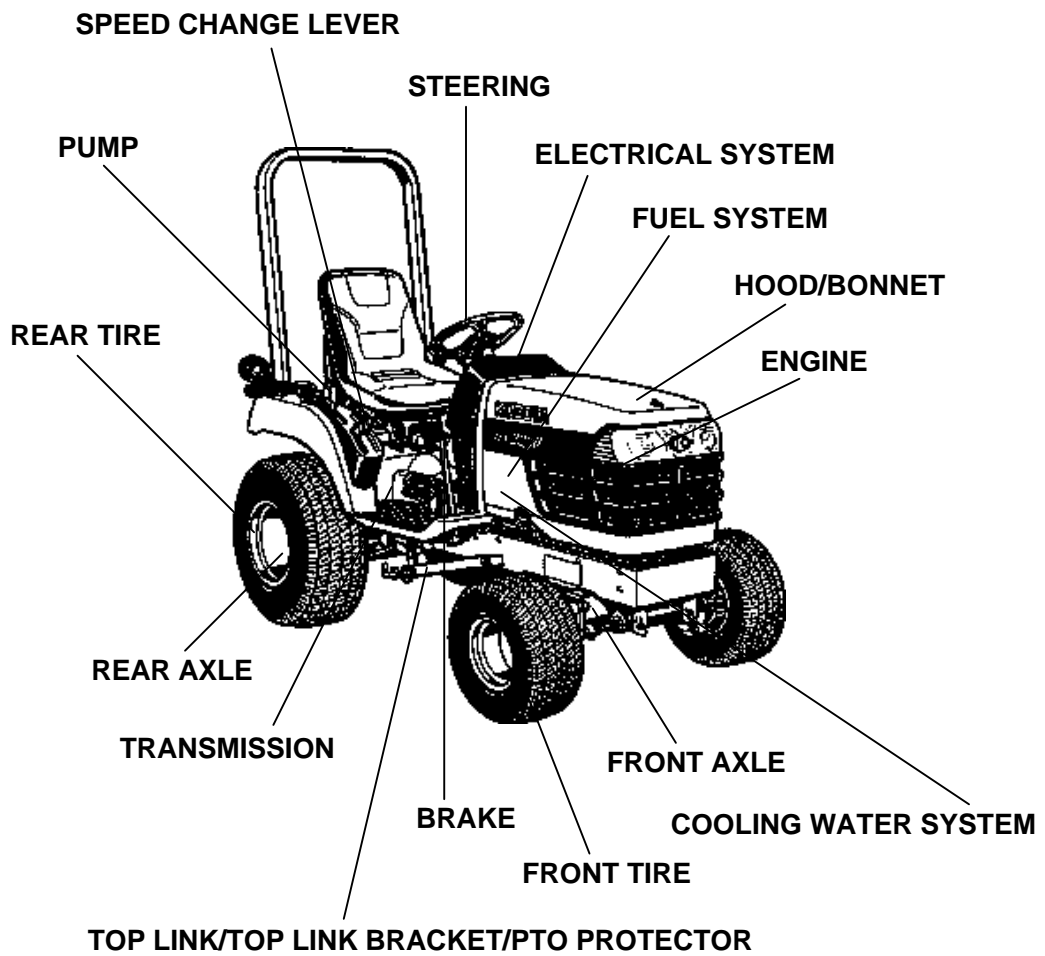
The parts books we use in the United States of America may also contain information about a part that would be different in another country. It is important that you are aware of the country codes in some instances.

Symbol	Country
A	United States of America
CA	Canada
FR	France
GR	Greece
PO	Portugal
AU	Australia

If the remarks column says for example EXCEPT [FR] this part works in all countries except France. That means it will work here in the USA.

**ALL PRODUCT INDEX  
BX2230D**

---



**LABELS**

**ACCESSORIES AND SERVICE PARTS**

**OPTION**

Item	Part No.	Description	Book
ENGINE	021001	CRANKCASE	100K0782
	021002	OIL PAN	100K0782
	021003	CYLINDER HEAD	100K0782
	021004	GEAR CASE	100K0782
	021005	HEAD COVER	100K0782
	021006	OIL FILTER	100K0782
	021007	DIPSTICK AND GUIDE	100K0782
	021008	OIL PUMP	100K0782
	021100	MAIN BEARING CASE	100K0782
	021101	CAMSHAFT AND IDLE GEAR SHAFT	100K0782
	021102	PISTON AND CRANKSHAFT	100K0782
	021103	FLYWHEEL	100K0782
	021105	FUEL CAMSHAFT AND GOVERNOR SHAFT	100K0782
	021200	IDLE APPARATUS	100K0782
	021201	STOP SOLENOID	100K0782
	021202	INJECTION PUMP	100K0782
	021204	GOVERNOR	100K0782
	021205	SPEED CONTROL PLATE	100K0782
	021206	NOZZLE HOLDER AND GLOW PLUG	100K0782
	021207	NOZZLE HOLDER [COMPONENT PARTS]	100K0782
	021305	COVER	100K0782
	021400	DYNAMO AND PULLEY	100K0782
	021401	DYNAMO [COMPONENT PARTS]	100K0782
	021404	STARTER	100K0782
	021405	STARTER [COMPONENT PARTS]	100K0782
	021406	OIL SWITCH/THERMOMETER AND PLUG	100K0782
	021500	WATER FLANGE AND THERMOSTAT	100K0782
	021501	WATER PUMP	100K0782
	021504	FAN	100K0782
	021600	VALVE AND ROCKER ARM	100K0782
	021601	INLET MANIFOLD	100K0782
	021602	EXHAUST MANIFOLD	100K0782
	021700	HYDRAULIC PUMP	100K0782
	021701	HYDRAULIC PUMP [COMPONENT PARTS]	100K0782
	021900	UPPER GASKET KIT [OPTION]	100K0782
	021901	LOWER GASKET KIT [OPTION]	100K0782
	021908	PISTON KIT [OPTION]	100K0782
	031603	AIR CLEANER	100K0782
	031605	MUFFLER	100K0782
	03A00102	ACCELERATOR LEVER	100K0782
	FUEL SYSTEM	03A101	FUEL TANK
COOLING WATER SYSTEM	03A11002	FUEL PIPE	100K0782
	03A41002	WATER PIPE	100K0782
	03A42002	RADIATOR	100K0782
ELECTRICAL SYSTEM	03A53502	BATTERY	100K0782
	03B115	PANEL BOARD	100K0782

Item	Part No.	Description	Book
ELECTRICAL SYSTEM	03B215	SWITCH/SENSOR	100K0782
	03B301	HEAD RIGHT	100K0782
	03B303	HAZARD LIGHT/TAIL LIGHT	100K0782
	03B310	WINKER LAMP	100K0782
	03B501	ELECTRICAL WIRING	100K0782
TRANSMISSION	03C420	TRANSMISSION CASE	100K0782
	03C427	REAR AXLE CASE	100K0782
	03D001	CLUTCH SHAFT/OUTPUT SHAFT	100K0782
	03D005	PROPELLER SHAFT	100K0782
	03D010	HST	100K0782
	03D015	HST [COMPONENT PARTS]	100K0782
	03D107	RANGE GEAR SHAFT	100K0782
	03D135	PTO SHAFT	100K0782
	03D137	MID PTO	100K0782
	03D140	REAR DIFFERENTIAL	100K0782
	03D141	FWD IDLE SHAFT	100K0782
	03D142	GP IDLE SHAFT	100K0782
	03D143	FRONT WHEEL PROPELLER SHAFT	100K0782
	SPEED CHANGE LEVER	03D217	RANGE GEAR SHIFT FORK
03D220		PTO GEAR SHIFT FORK	100K0782
03D222		PTO GEAR SHIFT ARM	100K0782
03D225		DIFFERENTIAL LOCK SHIFT FORK	100K0782
REAR AXLE	03D301	REAR AXLE	100K0782
BRAKE	03E001	BRAKE	100K0782
SPEED CHANGE LEVER	03F104	CRUISE CONTROL LEVER	100K0782
	03F107	NEUTRAL HOLDER LINK	100K0782
	03F108	SPEED CONTROL PEDAL	100K0782
	03F110	RANGE GEAR SHIFT LEVER	100K0782
	03F113	FRONT WHEEL DRIVE LEVER	100K0782
	03F122	PTO SELECT LEVER	100K0782
	03F125	PTO GEAR SHIFT LEVER	100K0782
	03F143	HYDRAULIC CONTROL LEVER	100K0782
PUMP			
BRAKE	03F201	BRAKE PEDAL	100K0782
REAR AXLE	03F205	DIFFERENTIAL LOCK PEDAL	100K0782
FRONT AXLE	03G10102	FRONT AXLE FRAME	100K0782
	03G110	FRONT DIFFERENTIAL CASE	100K0782
	03G115	FRONT DIFFERENTIAL	100K0782
	03G120	DIFFERENTIAL GEAR SHAFT	100K0782
	03G125	FRONT AXLE CASE	100K0782
	03G130	FRONT AXLE	100K0782
	03H101	STEERING HANDLE	100K0782
STEERING	03H110	STEERING CONTROLLER	100K0782
	03H120	STEERING LINKAGE	100K0782
	03H122	STEERING CYLINDER [COMPONENT PARTS]	100K0782
PUMP	03J201	HYDRAULIC OIL LINE(SUCTION)	100K0782
	03J210	HYDRAULIC OIL LINE(DELIVERY)	100K0782
	03J215	HYDRAULIC OIL LINE(STEERING)	100K0782
	03J301	HYDRAULIC CYLINDER	100K0782

Item	Part No.	Description	Book
PUMP	03J310	HYDRAULIC PISTON/LIFT ARM	100K0782
	03J405	CONTROL VALVE	100K0782
	03J410	CONTROL VALVE [COMPONENT PARTS]	100K0782
TOP LINK/TOP LINK BRACKET/PTO PROTECTOR	03K114	TOP LINK	100K0782
	03K115	LOWER LINK	100K0782
	03K116	LIFT ROD	100K0782
	03K123	TOP LINK BRACKET/FENDER BRACKET	100K0782
	03K130	MOWER REAR LINK RH	100K0782
	03K131	MOWER REAR LINK LH	100K0782
HOOD/BONNET	03L125	PTO PROTECTOR	100K0782
	03M10202	FRONT GLILLE SUPPORT	100K0782
	03M105	BONNET	100K0782
	03M110	BONNET SIDE	100K0782
	03M135	CENTER PILLAR	100K0782
	03M201	PANEL FRAME	100K0782
	03M210	FENDER	100K0782
	03M217	SEAT SUPPORT	100K0782
	03M220	SEAT	100K0782
	03M225	STEP	100K0782
	03M301	ROPS	100K0782
	03M501	SMV EMBLEM	100K0782
	FRONT TIRE	03R10101	FRONT WHEEL (18*8.50-8)
03R10102		FRONT WHEEL (18*8.50-8)	100K0782
REAR TIRE	03R11001	REAR WHEEL (26*12.00-12)	100K0782
	03R11002	REAR WHEEL (26*12.00-12)	100K0782
LABELS	03S10201	LABEL (FRONT) [ENGLISH]	100K0782
	03S10202	LABEL (FRONT) [FRENCH]	100K0782
	03S10301	LABEL (REAR) [ENGLISH]	100K0782
	03S10302	LABEL (REAR) [FRENCH]	100K0782
ACCESSORIES AND SERVICE PARTS	03T105	ACCESSORIES AND SERVICE PARTS	100K0782
OPTION	03U800	ALTERNATOR KIT [OPTION]	100K0782
	03U802	ALTERNATOR [COMPONENT PARTS] [OPTION]	100K0782
	03U805	WARKING LIGHT KIT [OPTION]	100K0782



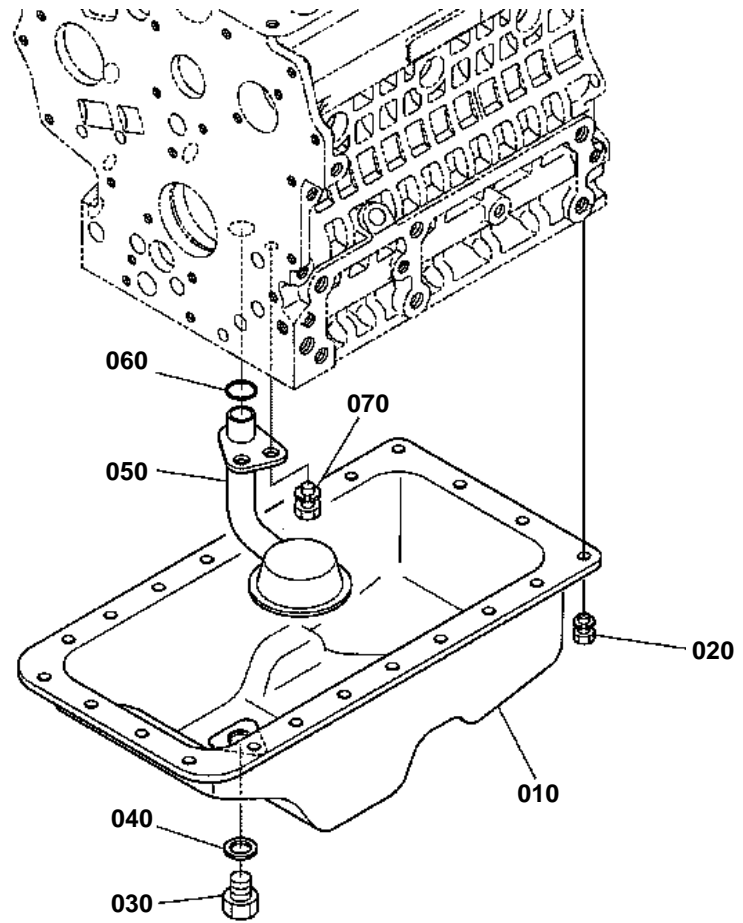


# CRANKCASE

↔ Interchangeable; ≠ not interchangeable; ← new for old; → old for new

REF.No	Part No.	Description	Q'ty	S.No.	I/C	REMARKS	Weight (kgf)	Weight (lb)
010	1G470-01013	COMP.CRANKCASE	1				0	0
020	16851-96260	CAP SEALING	3				0.005	0.011
030	16851-96270	CAP SEALING	3				0.005	0.011
040	06311-85025	CAP SEALING	2				0.01	0.022
050	15451-96270	CAP SEALING	2				0.012	0.0264
060	15261-96010	PLUG	5				0.002	0.0044
070	15521-96020	PLUG	3				0.003	0.0066
080	15521-96030	PLUG	1				0.007	0.0154
090	15261-96160	PLUG EXPANSION	1				0.02	0.044
100	05012-00508	PIN STRAIGHT	2				0.001	0.0022
110	05012-00814	PIN STRAIGHT	2				0.006	0.0132
120	15221-33650	PIN PIPE	1				0.004	0.0088
130	15231-33960	PIN PIPE	2				0.001	0.0022
140	17331-59190	PIN PIPE	2				0.02	0.044
150	16851-16212	COVER FUEL CAMSHAFT	1				0.03	0.066
160	15221-33700	O RING	1				0.001	0.0022
170	06311-55020	PLUG	1				0.031	0.0682
180	04724-00130	GASKET	1				0.003	0.0066

# OIL PAN



1G470-002-10



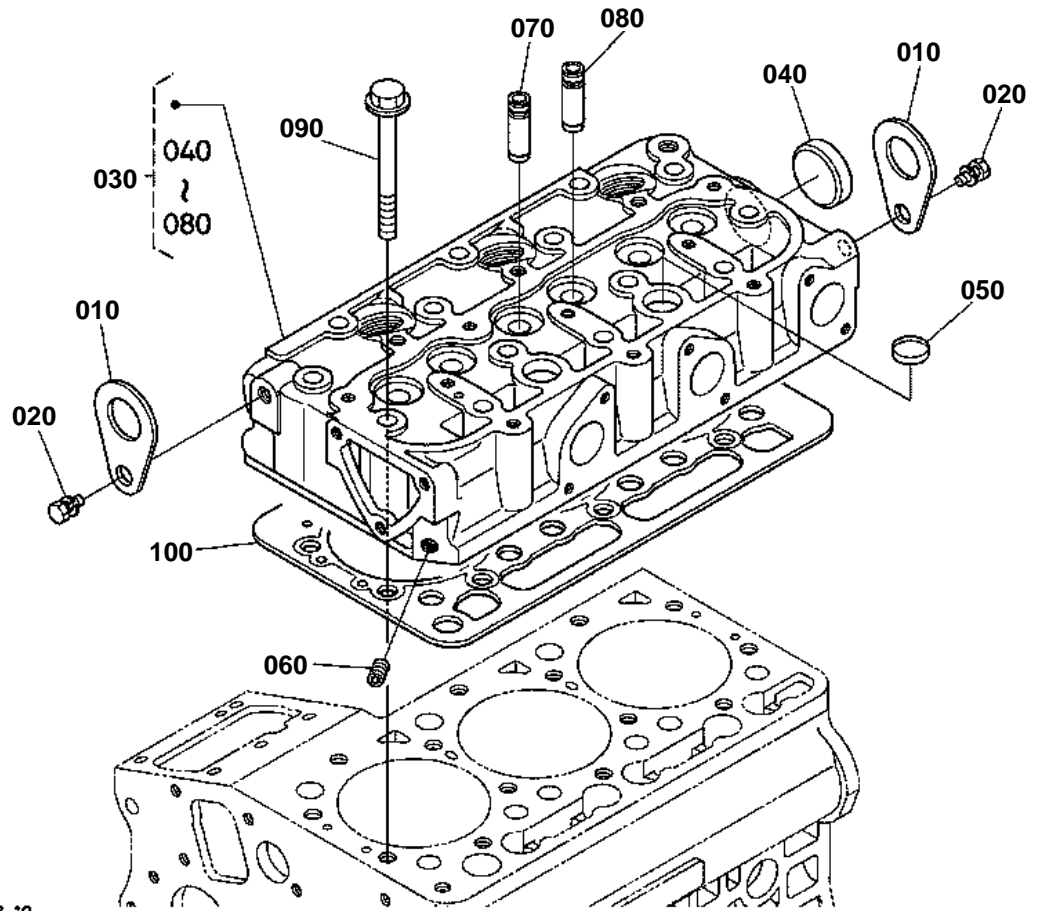


# OIL PAN

↔ Interchangeable; ≠ not interchangeable; ← new for old; → old for new

REF.No	Part No.	Description	Q'ty	S.No.	I/C	REMARKS	Weight (kgf)	Weight (lb)
010	1G470-01500	COMP.OIL PAN	1				1.01	2.222
020	01023-50614	BOLT	22				0.005	0.011
030	15221-33750	PLUG	1				0.032	0.0704
040	6C090-58960	GASKET	1				0.002	0.0044
050	16813-32110	FILTER OIL	1				0.11	0.242
060	04814-00160	O RING	1				0.001	0.0022
070	01123-60814	BOLT	1				0.01	0.022

CYLINDER HEAD



1G470-003-10

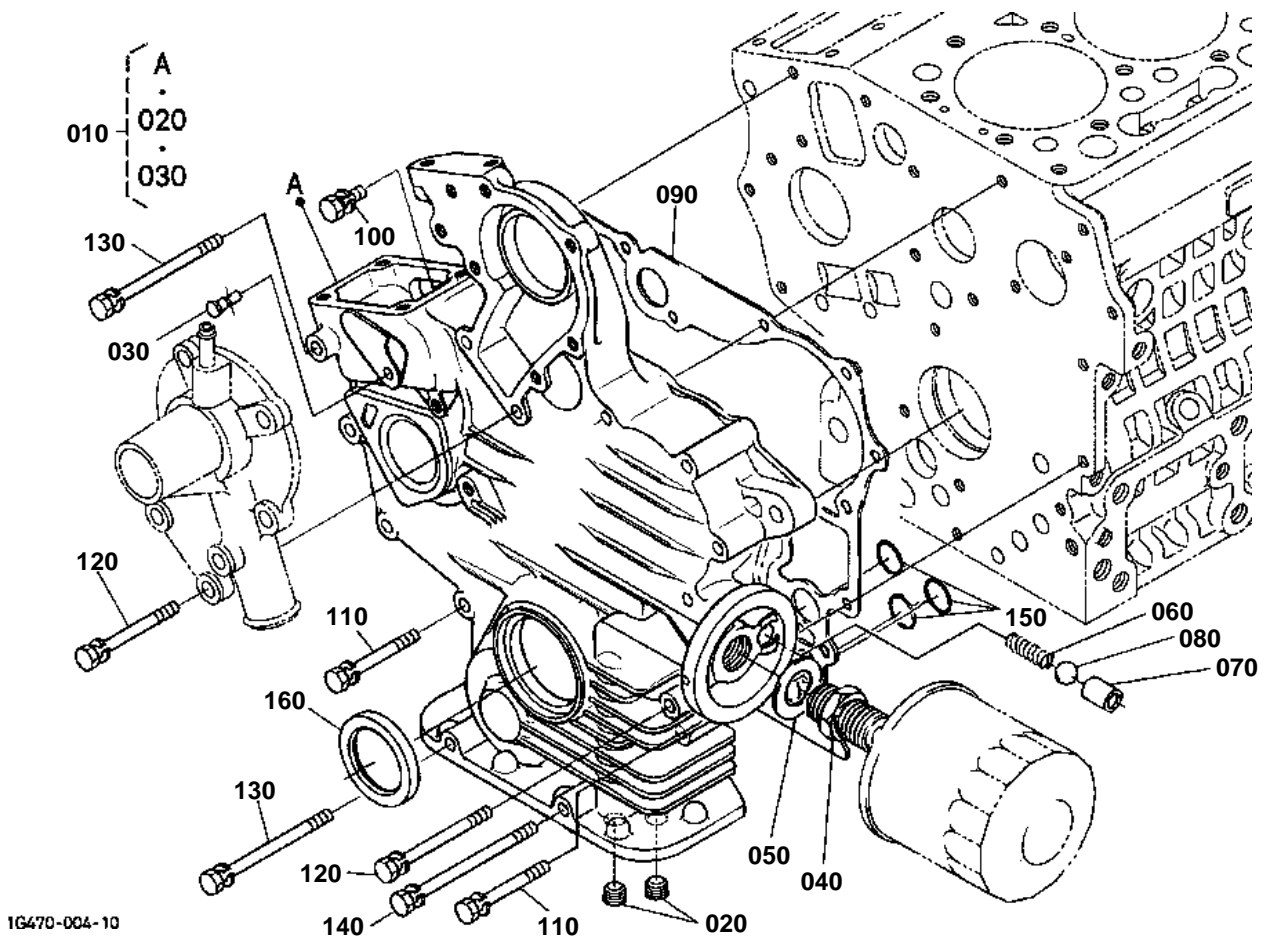


## CYLINDER HEAD

↔ Interchangeable; ≠ not interchangeable; ← new for old; → old for new

REF.No	Part No.	Description	Q'ty	S.No.	I/C	REMARKS	Weight (kgf)	Weight (lb)
010	15221-01750	HOOK ENGINE	2				0.04	0.088
020	01123-60816	BOLT	2				0.01	0.022
030	1G962-03042	COMP.CYLINDER HEAD	1				7	15.4
040	15321-96260	CAP SEALING	1				0.014	0.0308
050	15261-03370	CAP SEALING	2				0.005	0.011
060	15261-96010	PLUG	1				0.002	0.0044
070	15841-13540	GUIDE INLET VALVE	3				0.014	0.0308
080	15841-13560	GUIDE EXHAUST VALVE	3				0.014	0.0308
090	14601-03450	BOLT CYLINDER HEAD	14				0.035	0.077
100	1G962-03310	GASKET CYL.HEAD	1				0.06	0.132

GEAR CASE



1G470-004-10

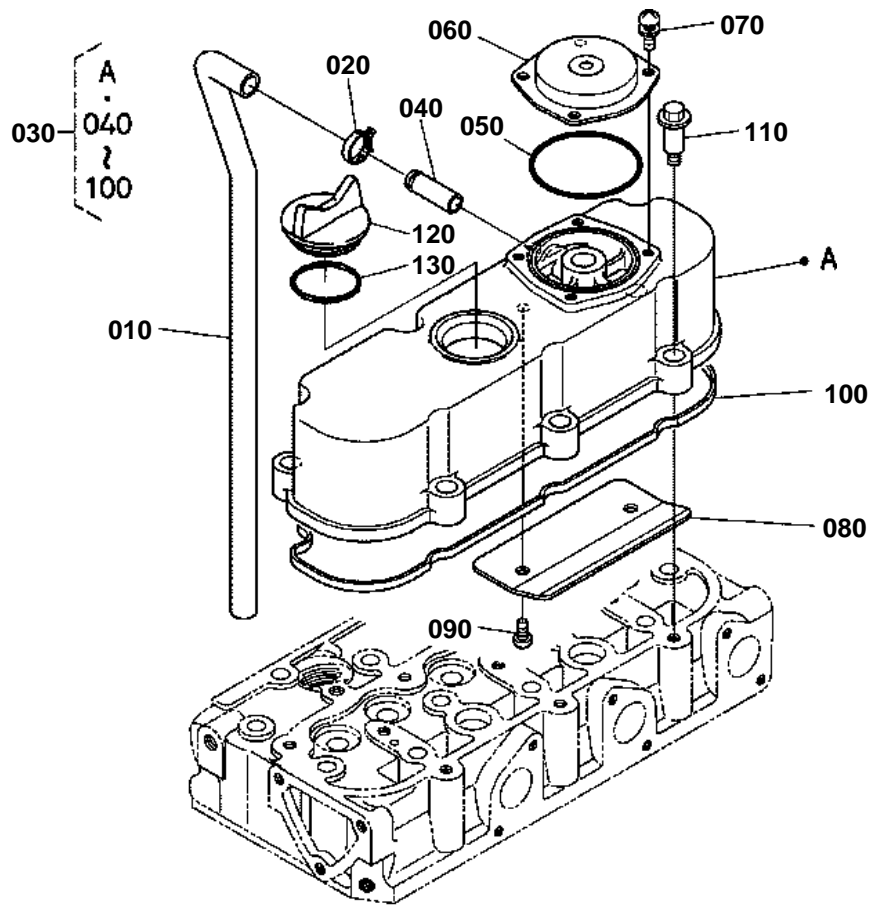


## GEAR CASE

↔ Interchangeable; ≠ not interchangeable; ← new for old; → old for new

REF.No	Part No.	Description	Q'ty	S.No.	I/C	REMARKS	Weight (kgf)	Weight (lb)
010	1G470-04020	COMP.CASE GEAR	1				0	0
020	15521-96030	PLUG	2				0.007	0.0154
030	15841-56280	PIN START SPRING	1				0.005	0.011
040	15241-32290	JOINT PIPE	1				0.053	0.1166
050	15841-94010	WASHER PLAIN	1				0.003	0.0066
060	16851-36950	SPRING	1				0.02	0.044
070	15841-36930	SEAT VALVE	1				0.01	0.022
080	07715-03211	BALL	1				0.003	0.0066
090	1G460-04132	GASKET GEAR CASE	1				0.01	0.022
100	01023-50618	BOLT	1				0.006	0.0132
110	01023-60650	BOLT	8				0.015	0.033
120	15841-91010	BOLT	3				0.014	0.0308
130	01023-50680	BOLT	2				0.017	0.0374
140	01023-50690	BOLT	1				0.019	0.0418
150	04814-06130	O RING	3				0.01	0.022
160	15877-04140	SEAL OIL	1				0.011	0.0242

# HEAD COVER



1G470-029-10

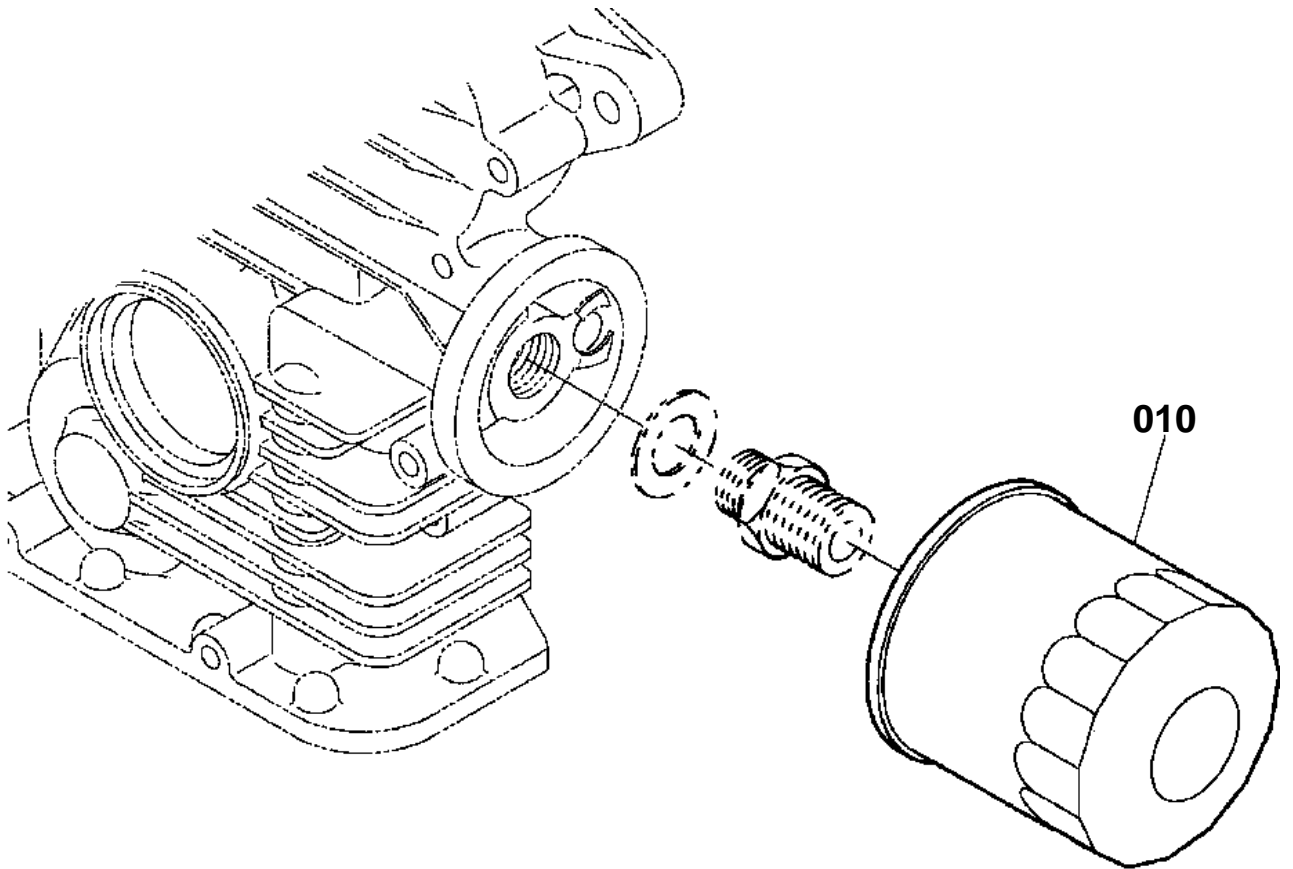


## HEAD COVER

↔ Interchangeable; ≠ not interchangeable; ← new for old; → old for new

REF.No	Part No.	Description	Q'ty	S.No.	I/C	REMARKS	Weight (kgf)	Weight (lb)
010	1G460-05510	TUBE BREATHER	1				0.04	0.088
020	09318-88125	CLAMP HOSE	1				0.001	0.0022
030	1G962-14500	ASSY COVER CYL.HEAD	1				0.65	1.43
040	16241-73370	PIPE WATER RETURN	1				0.007	0.0154
050	1A021-05430	O RING BREATHER	1				0.001	0.0022
060	1A021-05120	COVER BREATHER	1				0.039	0.0858
070	03024-50510	SCREW WITH WASHER	4				0.002	0.0044
080	1G460-05370	SHIELD BREATHER	1				0.02	0.044
090	16861-93310	SCREW	2				0.001	0.0022
100	1G962-14520	GASKET HEAD COVER	1				0.007	0.0154
110	1G911-91022	BOLT	6				0.015	0.033
120	E9151-33140	PLUG OIL FILLER	1				0.017	0.0374
130	04814-50300	O RING	1				0.001	0.0022

OIL FILTER



1G460-006-10



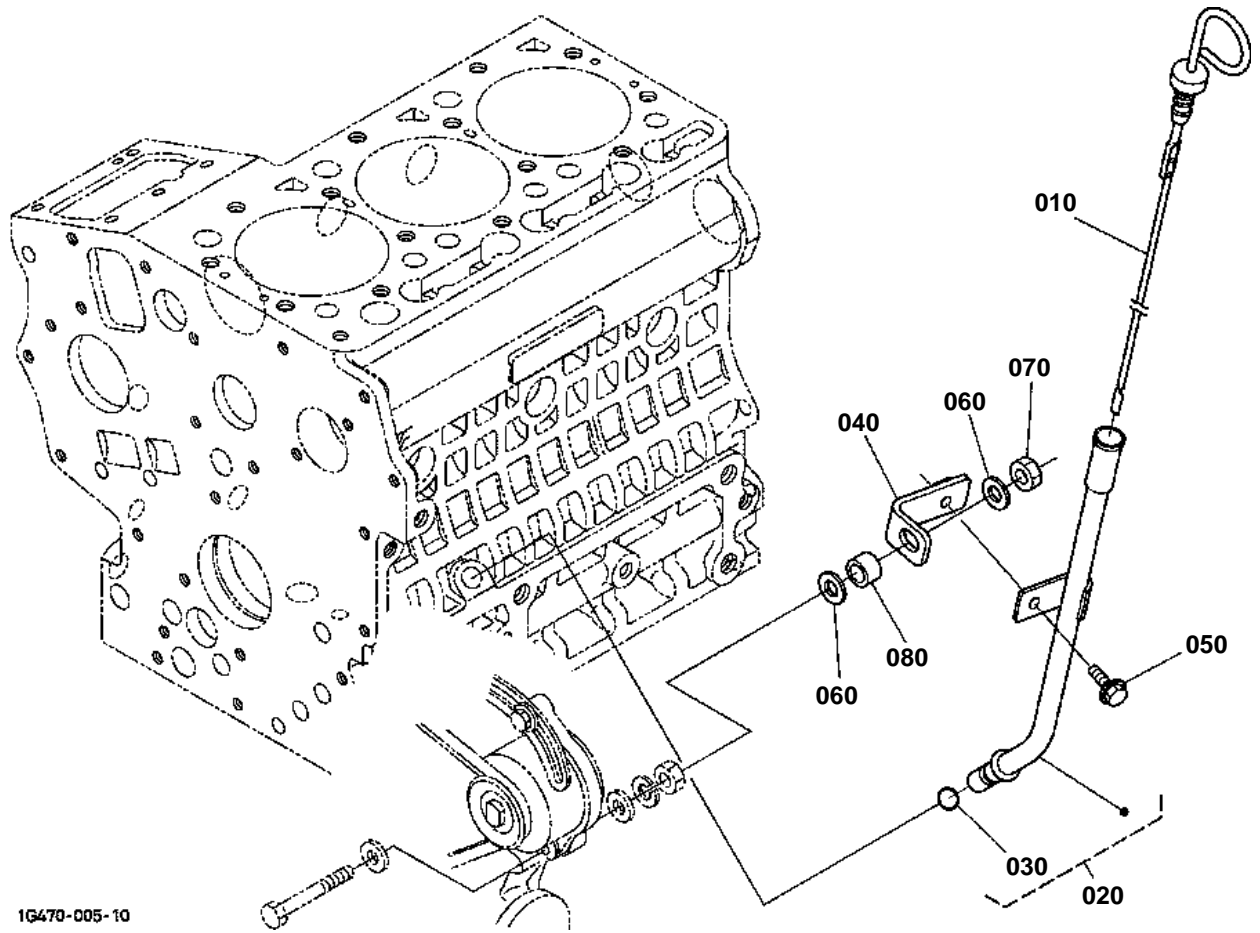


**OIL FILTER**

↔ Interchangeable; ≠ not interchangeable; ← new for old; → old for new

REF.No	Part No.	Description	Q'ty	S.No.	I/C	REMARKS	Weight (kgf)	Weight (lb)
010	15853-32430	CARTRIDGE OIL FILTER	1				0.195	0.429

DIPSTICK AND GUIDE



1G470-005-10

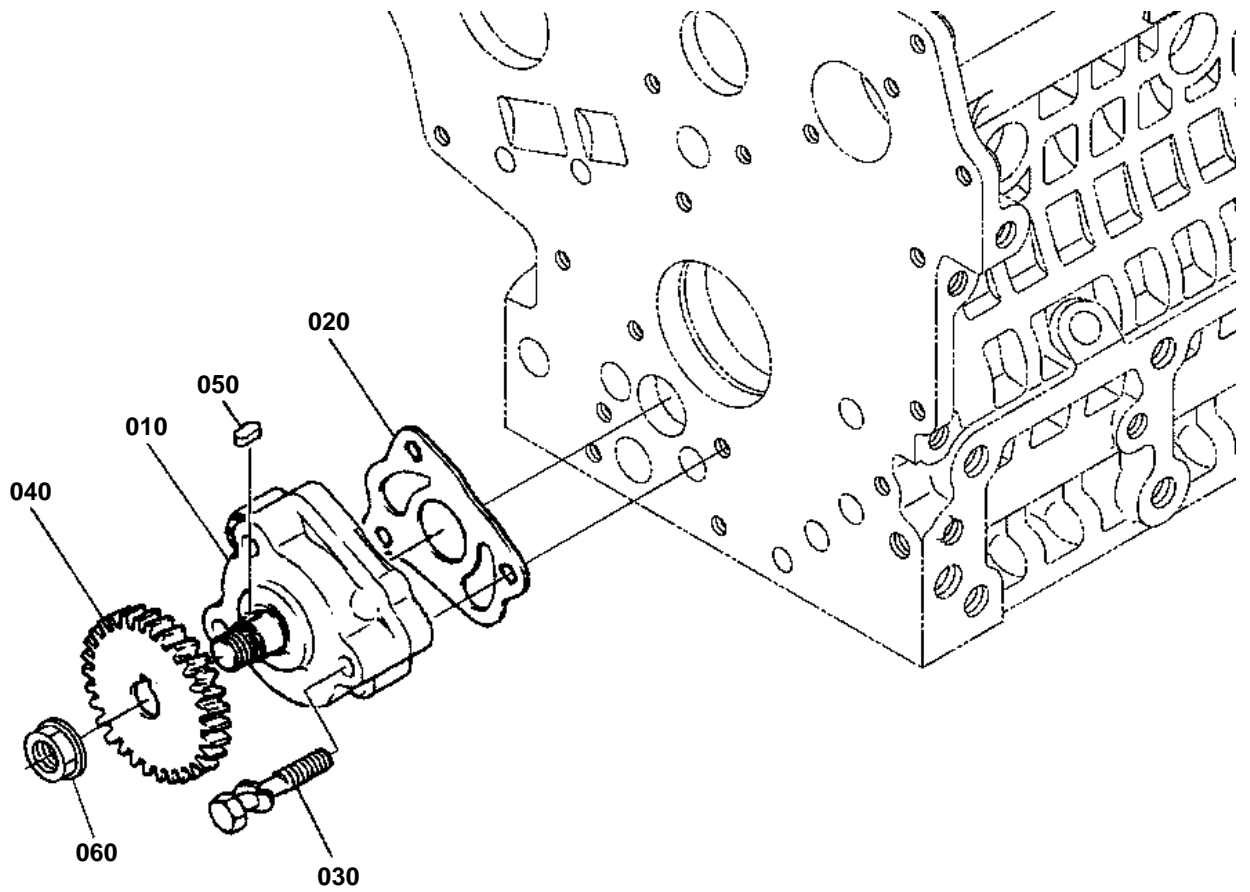


## DIPSTICK AND GUIDE

↔ Interchangeable; ≠ not interchangeable; ← new for old; → old for new

REF.No	Part No.	Description	Q'ty	S.No.	I/C	REMARKS	Weight (kgf)	Weight (lb)
010	1G470-36410	GAUGE OIL	1				0.03	0.066
020	16689-36500	ASSY GUIDE OIL GAUGE	1				0.085	0.187
030	04814-00090	O RING	1				0.001	0.0022
040	16689-36440	SUPPORT GAUGE GUIDE	1				0.029	0.0638
050	01754-50612	BOLT FLANGE	1				0.005	0.011
060	04013-60080	WASHER PLAIN	2				0.002	0.0044
070	02156-50080	NUT	1				0.004	0.0088
080	63611-52320	COLLAR	1				0.003	0.0066

OIL PUMP



1G470-023-10

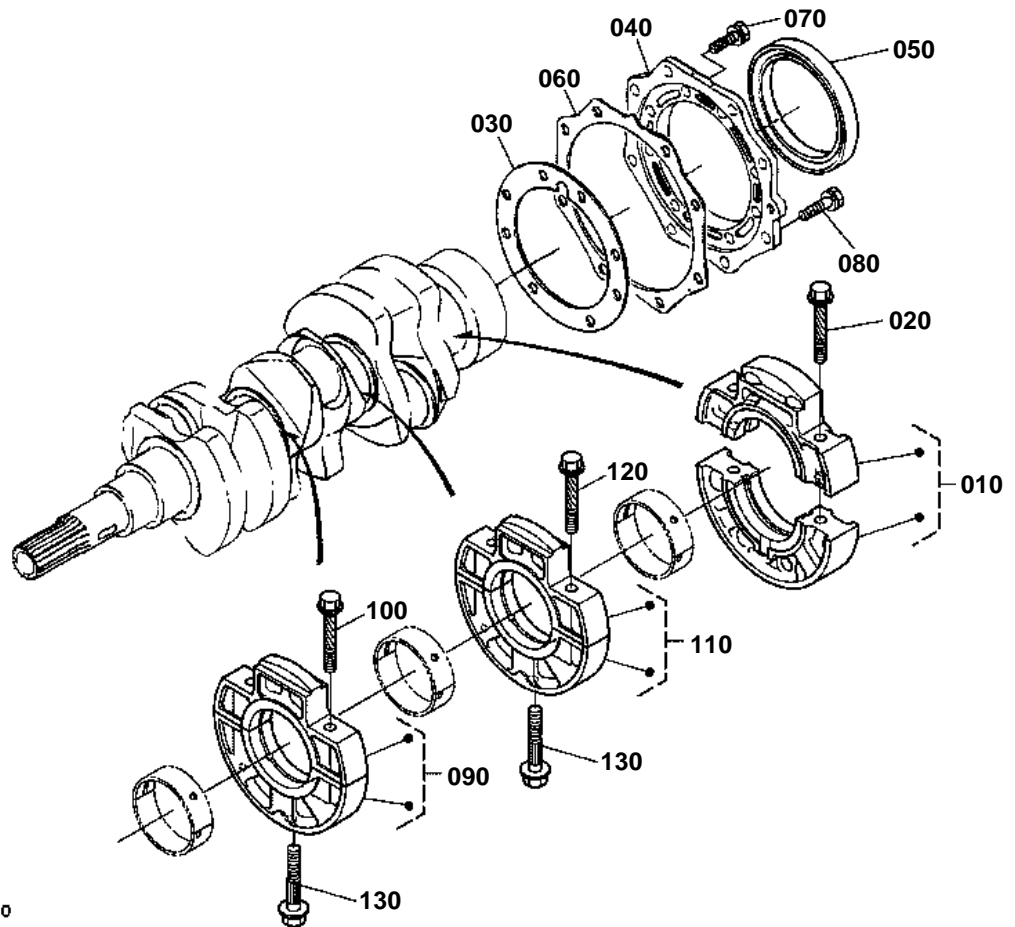


# OIL PUMP

↔ Interchangeable; ≠ not interchangeable; ← new for old; → old for new

REF.No	Part No.	Description	Q'ty	S.No.	I/C	REMARKS	Weight (kgf)	Weight (lb)
010	16851-35012	ASSY PUMP OIL	1				0.24	0.528
020	16851-35152	GASKET OIL PUMP NA	1				0.001	0.0022
030	15841-91050	BOLT	3				0.01	0.022
040	15841-35660	GEAR OIL PUMP DRIVE	1				0.113	0.2486
050	05712-00408	KEY FEATHER	1				0.001	0.0022
060	02783-50100	NUT FLANGE	1				0.01	0.022

# MAIN BEARING CASE



1G470-031-10

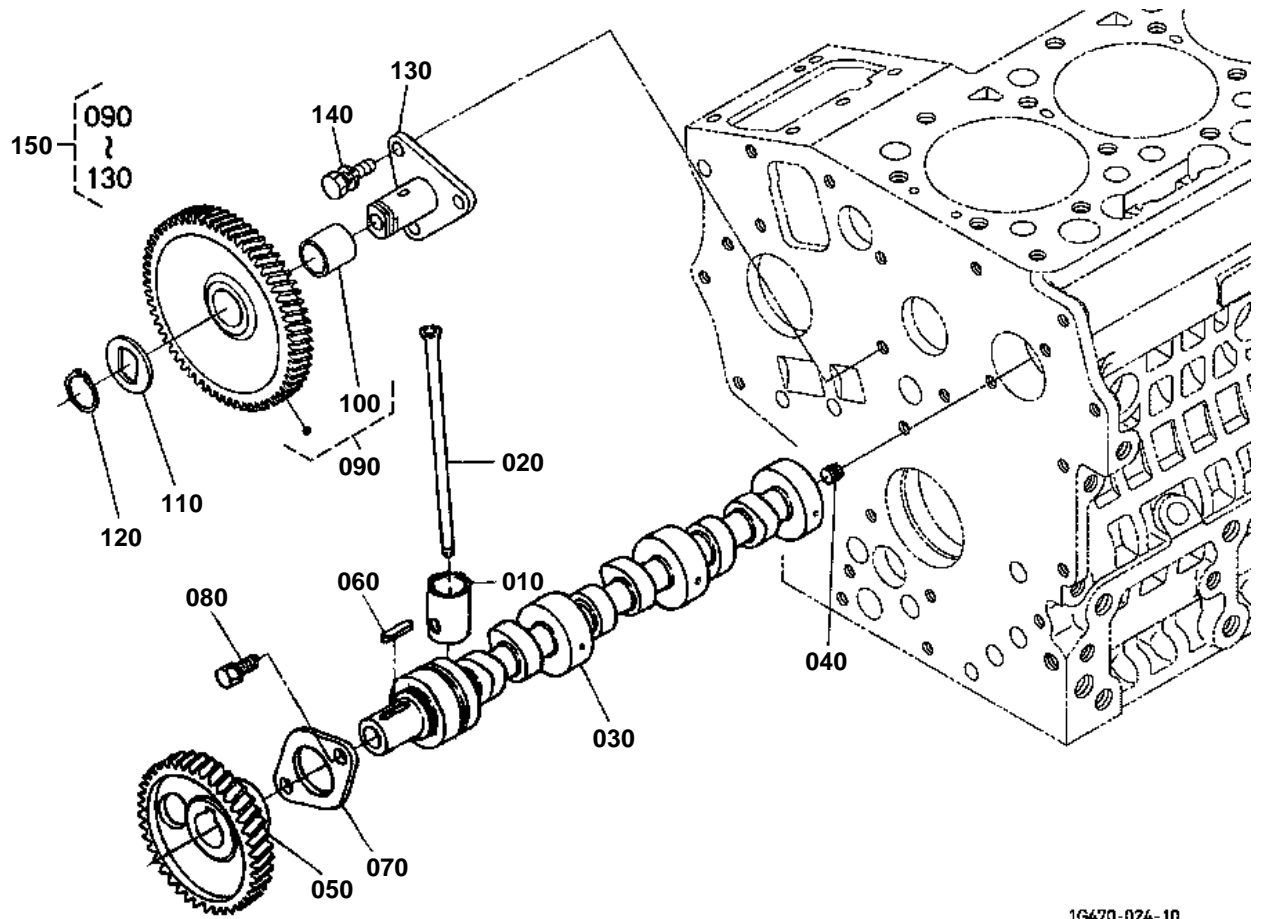


## MAIN BEARING CASE

↔ Interchangeable; ≠ not interchangeable; ← new for old; → old for new

REF.No	Part No.	Description	Q'ty	S.No.	I/C	REMARKS	Weight (kgf)	Weight (lb)
010	1G460-04090	ASSY CASE MAIN BRG.	1				0.7	1.54
020	1G460-04540	BOLT BEARING CASE	2				0.015	0.033
030	15852-04360	GASKET BEARING CASE	1				0.005	0.011
040	15841-04810	COVER BEARING CASE	1				0.16	0.352
050	1G460-04460	SEAL OIL	1				0.032	0.0704
060	15841-04822	GASKET	1				0.004	0.0088
070	01023-50620	BOLT	8				0.006	0.0132
080	01023-50622	BOLT	8				0.005	0.011
090	1G460-04040	ASSY CASE MAIN BRG.	1				0.55	1.21
100	1G460-04540	BOLT BEARING CASE	2				0.015	0.033
110	1G962-04050	ASSY CASE MAIN BRG.	1				0	0
120	1G460-04540	BOLT BEARING CASE	2				0.015	0.033
130	15841-04562	BOLT BEARING CASE	2				0.02	0.044

CAMSHAFT AND IDLE GEAR SHAFT



1G470-024-10



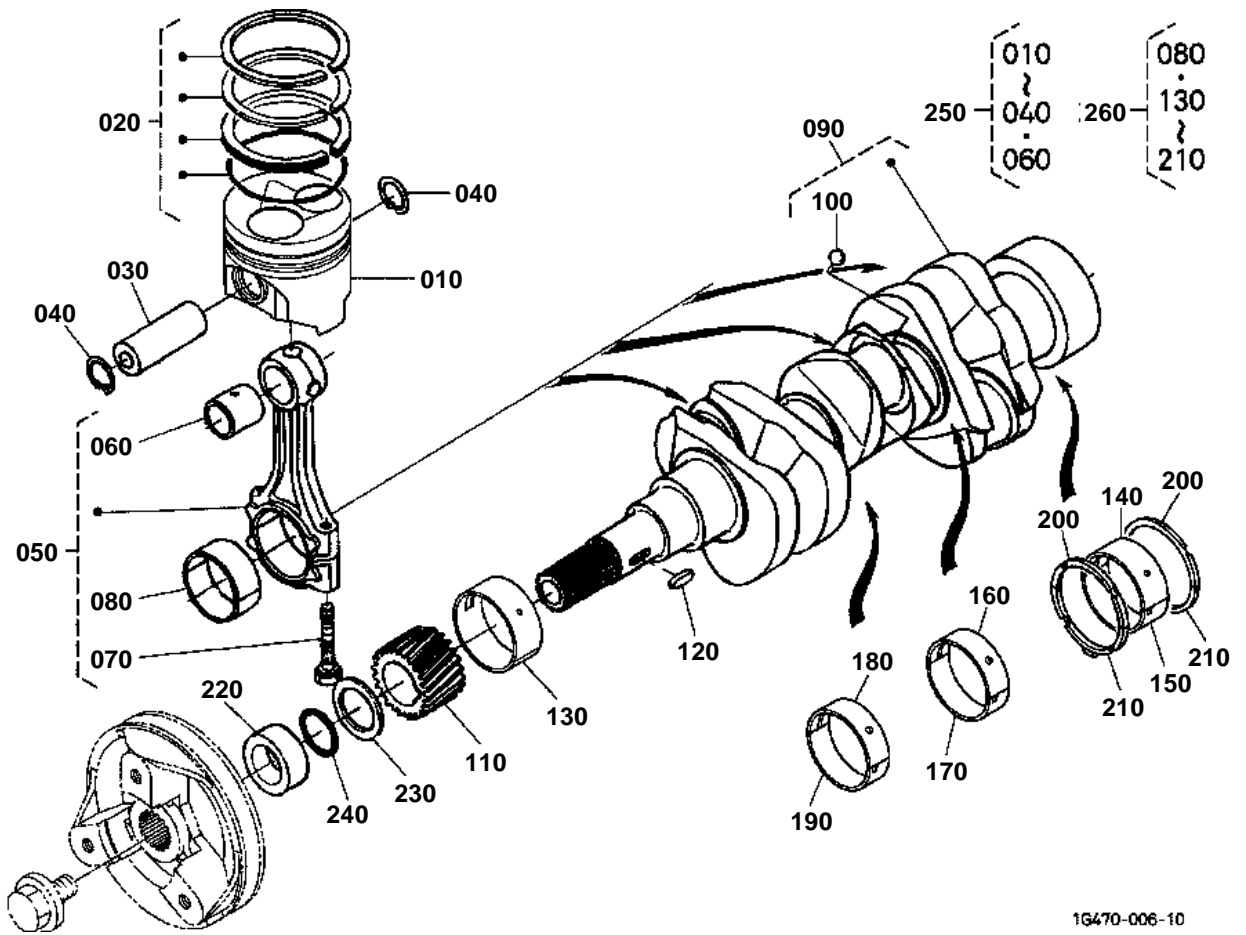


## CAMSHAFT AND IDLE GEAR SHAFT

↔ Interchangeable; ≠ not interchangeable; ← new for old; → old for new

REF.No	Part No.	Description	Q'ty	S.No.	I/C	REMARKS	Weight (kgf)	Weight (lb)
010	16851-15550	TAPPET	6				0.025	0.055
020	16851-15110	PUSH ROD	6				0.02	0.044
030	1G962-16150	CAMSHAFT	1				0	0
040	15521-93610	SCREW SET	1				0.002	0.0044
050	16864-16510	GEAR CAM	1				0.262	0.5764
060	05712-00518	KEY FEATHER	1				0.003	0.0066
070	15841-16270	STOPPER CAMSHAFT	1				0.027	0.0594
080	01023-50612	BOLT	2				0.005	0.011
090	15875-24013	COMP.GEAR IDLE	1				0.38	0.836
100	15875-24282	BUSH	1				0.01	0.022
110	15875-24370	COLLAR IDLE GEAR	1				0.006	0.0132
120	15875-24320	RING SNAP	1				0.003	0.0066
130	15875-24250	SHAFT IDLE GEAR	1				0.13	0.286
140	01023-50614	BOLT	3				0.005	0.011
150	15875-99340	ASSY GEAR IDLE SER/V	1				0.52	1.144

PISTON AND CRANKSHAFT



16470-006-10



## PISTON AND CRANKSHAFT

↔ Interchangeable; ≠ not interchangeable; ← new for old; → old for new

REF.No	Part No.	Description	Q'ty	S.No.	I/C	REMARKS	Weight (kgf)	Weight (lb)
010	1G962-21112	PISTON	3			STD	0.27	0.594
010	1G962-21902	PISTON	3			+0.25mm	0.275	0.605
020	1G460-21050	ASSY PISTON RING	3			STD	0.037	0.0814
020	1G460-21090	ASSY PISTON RING	3			+0.25mm	0.001	0.0022
030	16871-21310	PIN PISTON	3				0.08	0.176
040	15261-21330	CIR CLIP PISTON PIN	6				0.001	0.0022
050	16851-22010	ASSY ROD CONNECTING	3				0.33	0.726
060	16851-21980	BUSH PISTON PIN	3				0.01	0.022
070	16851-22140	BOLT CONNECTING ROD	6				0.012	0.0264
080	16851-22320	METAL CRANKPIN M	3			STD SET	0.04	0.088
080	15861-22970	METAL CRANKPIN	3			-0.20mm SET	0.03	0.066
080	15861-22980	METAL CRANKPIN	3			-0.40mm SET	0.03	0.066
090	1G962-23010	COMP.CRANKSHAFT	1				0	0
100	07715-03207	BALL	3				0.001	0.0022
110	15841-24110	GEAR CRANK	1				0.14	0.308
120	05712-00515	KEY FEATHER	1				0.003	0.0066
130	1G460-23470	METAL CRANKSHAFT	1			STD	0.03	0.066
130	1G460-23910	METAL CRANKSHAFT	1			-0.20mm	0.04	0.088
130	1G460-23920	METAL CRANKSHAFT	1			-0.40mm	0.04	0.088
140	16851-23480	METAL CRANKSHAFT	1			STD/YELLOW	0.03	0.066
140	16861-23480	METAL CRANKSHAFT M	1			STD/BROWN	0.03	0.066
140	16871-23480	METAL CRANKSHAFT	1			STD/BLUE	0.03	0.066
140	15694-23930	METAL CRANKSHAFT	1			-0.20mm	0.05	0.11
140	15694-23940	METAL CRANKSHAFT	1			-0.40mm	0.046	0.1012
150	1G460-07500	METAL CRANKSHAFT	1			STD/YELLOW	0.018	0.0396
150	1G460-07510	METAL CRANKSHAFT	1			STD/BROWN	0.018	0.0396
150	1G460-07520	METAL CRANKSHAFT	1			STD/BLUE	0.018	0.0396
150	1G460-07530	METAL CRANKSHAFT	1			-0.20mm	0.018	0.0396
150	1G460-07540	METAL CRANKSHAFT	1			-0.40mm	0.019	0.0418
160	1G460-07550	METAL CRANKSHAFT	1			STD/YELLOW	0.014	0.0308
160	1G460-07560	METAL CRANKSHAFT M	1			STD/BROWN	0.014	0.0308
160	1G460-07570	METAL CRANKSHAFT	1			STD/BLUE	0.014	0.0308
160	1G460-07580	METAL CRANKSHAFT	1			-0.20mm	0.014	0.0308
160	1G460-07590	METAL CRANKSHAFT	1			-0.40mm	0.015	0.033
170	1G460-07600	METAL CRANKSHAFT	1			STD/YELLOW	0.015	0.033
170	1G460-07610	METAL CRANKSHAFT	1			STD/BROWN	0.015	0.033
170	1G460-07620	METAL CRANKSHAFT	1			STD/BLUE	0.015	0.033
170	1G460-07630	METAL CRANKSHAFT	1			-0.20mm	0.015	0.033
170	1G460-07640	METAL CRANKSHAFT	1			-0.40mm	0.016	0.0352
180	1G460-07550	METAL CRANKSHAFT	1			STD/YELLOW	0.014	0.0308
180	1G460-07560	METAL CRANKSHAFT M	1			STD/BROWN	0.014	0.0308
180	1G460-07570	METAL CRANKSHAFT	1			STD/BLUE	0.014	0.0308
180	1G460-07580	METAL CRANKSHAFT	1			-0.20mm	0.014	0.0308
180	1G460-07590	METAL CRANKSHAFT	1			-0.40mm	0.015	0.033
190	1G460-07600	METAL CRANKSHAFT	1			STD/YELLOW	0.015	0.033
190	1G460-07610	METAL CRANKSHAFT	1			STD/BROWN	0.015	0.033
190	1G460-07620	METAL CRANKSHAFT	1			STD/BLUE	0.015	0.033
190	1G460-07630	METAL CRANKSHAFT	1			-0.20mm	0.015	0.033
190	1G460-07640	METAL CRANKSHAFT	1			-0.40mm	0.016	0.0352
200	15261-23530	METAL SIDE	2			STD	0.006	0.0132
200	15261-23950	METAL SIDE	2			+0.20mm	0.006	0.0132
200	15261-23960	METAL SIDE	2			+0.40mm	0.007	0.0154
210	15261-23540	METAL SIDE	2			STD	0.007	0.0154
210	15261-23970	METAL SIDE	2			+0.20mm	0.006	0.0132
210	15261-23980	METAL SIDE	2			+0.40mm	0.007	0.0154

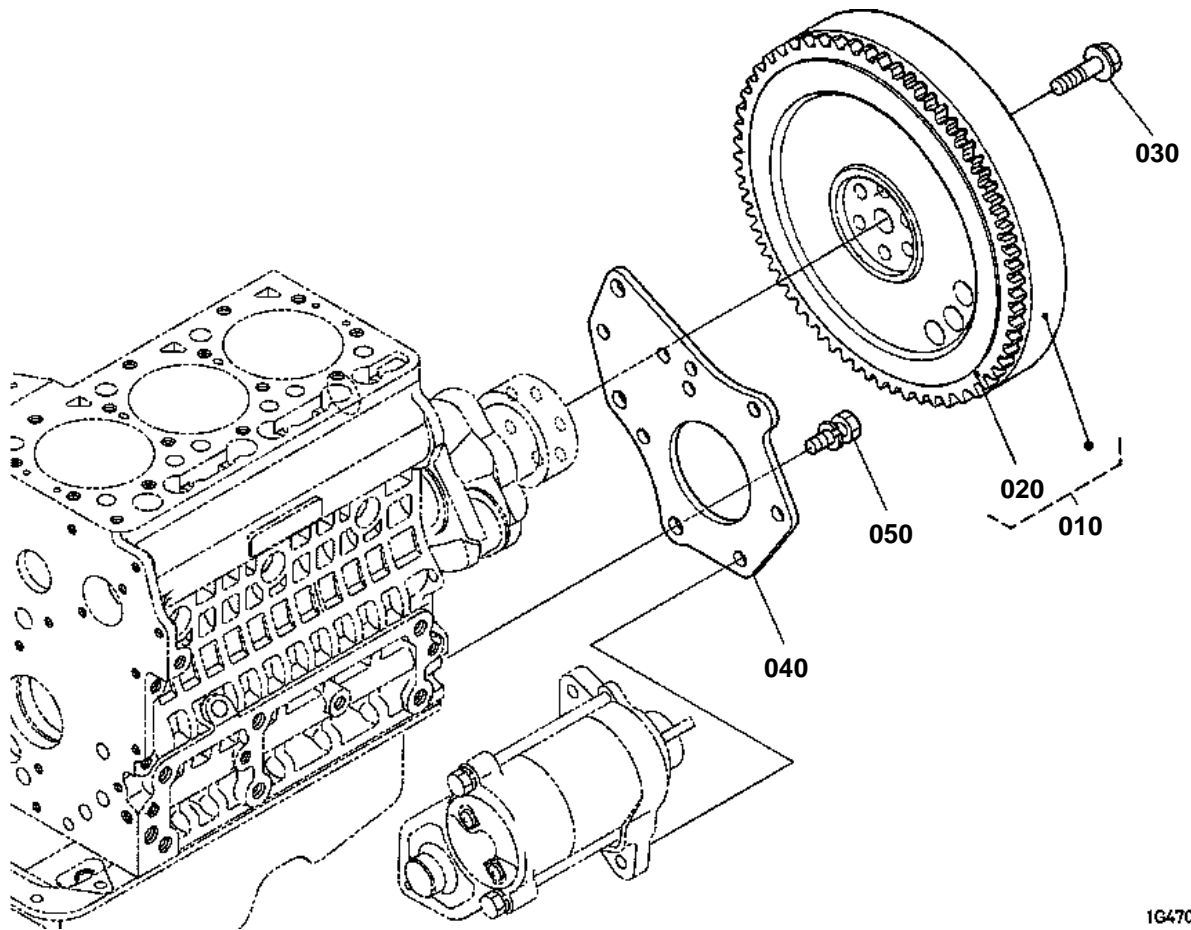


## PISTON AND CRANKSHAFT

↔ Interchangeable; ≠ not interchangeable; ← new for old; → old for new

REF.No	Part No.	Description	Q'ty	S.No.	I/C	REMARKS	Weight (kgf)	Weight (lb)
220	15841-23250	COLLAR CRANKSHAFT	1				0.05	0.11
230	15881-23310	SLINGER OIL	1				0.004	0.0088
240	04814-16220	O RING	1				0.001	0.0022
250	1G962-21773	KIT PISTON	3			STD	0	0
250	1G962-21783	KIT PISTON	3			+0.25mm	0	0
260	1G962-23750	KIT METAL ENGINE	1			STD	0	0
260	1G962-23760	KIT METAL ENGINE	1			-0.20mm/+0.20mm	0	0
260	1G962-23770	KIT METAL ENGINE	1			-0.40mm/+0.40mm	0	0

FLYWHEEL



1G470-007-10

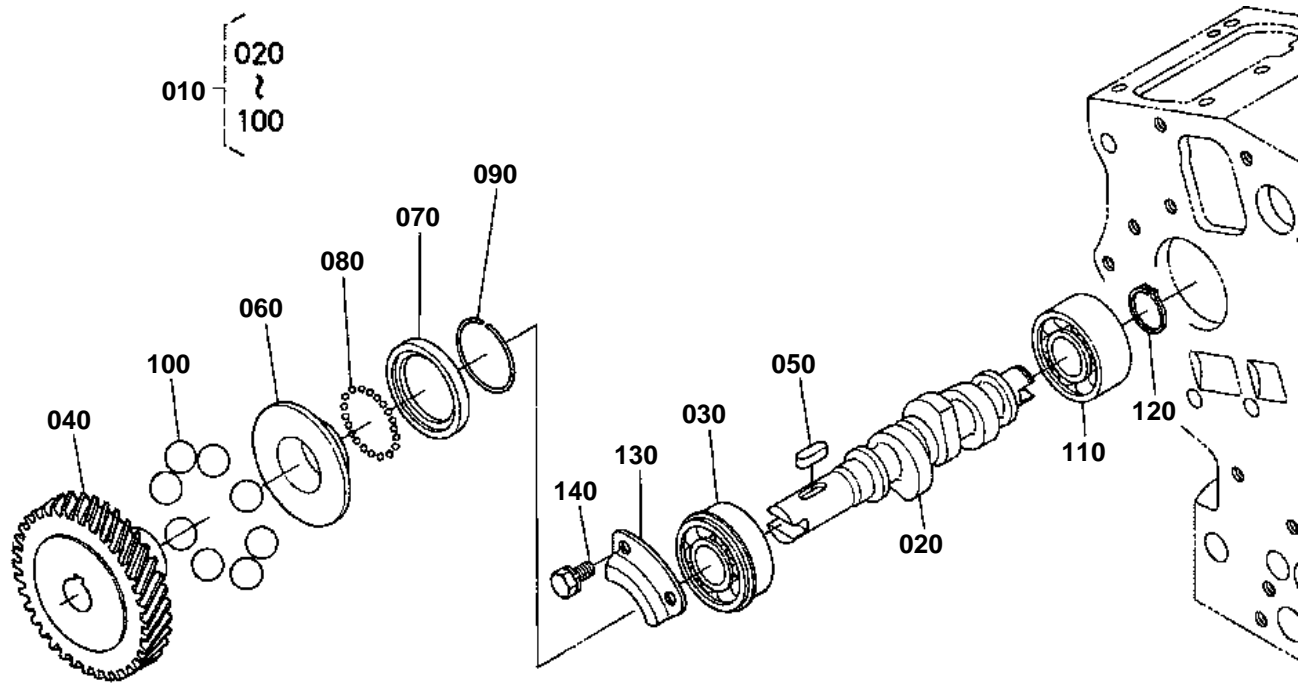


# FLYWHEEL

↔ Interchangeable; ≠ not interchangeable; ← new for old; → old for new

REF.No	Part No.	Description	Q'ty	S.No.	I/C	REMARKS	Weight (kgf)	Weight (lb)
010	1E007-25010	COMP.FLYWHEEL	1				11.9	26.18
020	16813-63820	GEAR RING	1				0.62	1.364
030	15533-25162	BOLT FLYWHEEL	5				0.03	0.066
040	K2561-86310	PLATE STARTER	1				0.64	1.408
050	01123-50818	BOLT	3				0.012	0.0264

FUEL CAMSHAFT AND GOVERNOR SHAFT



16470-030-10



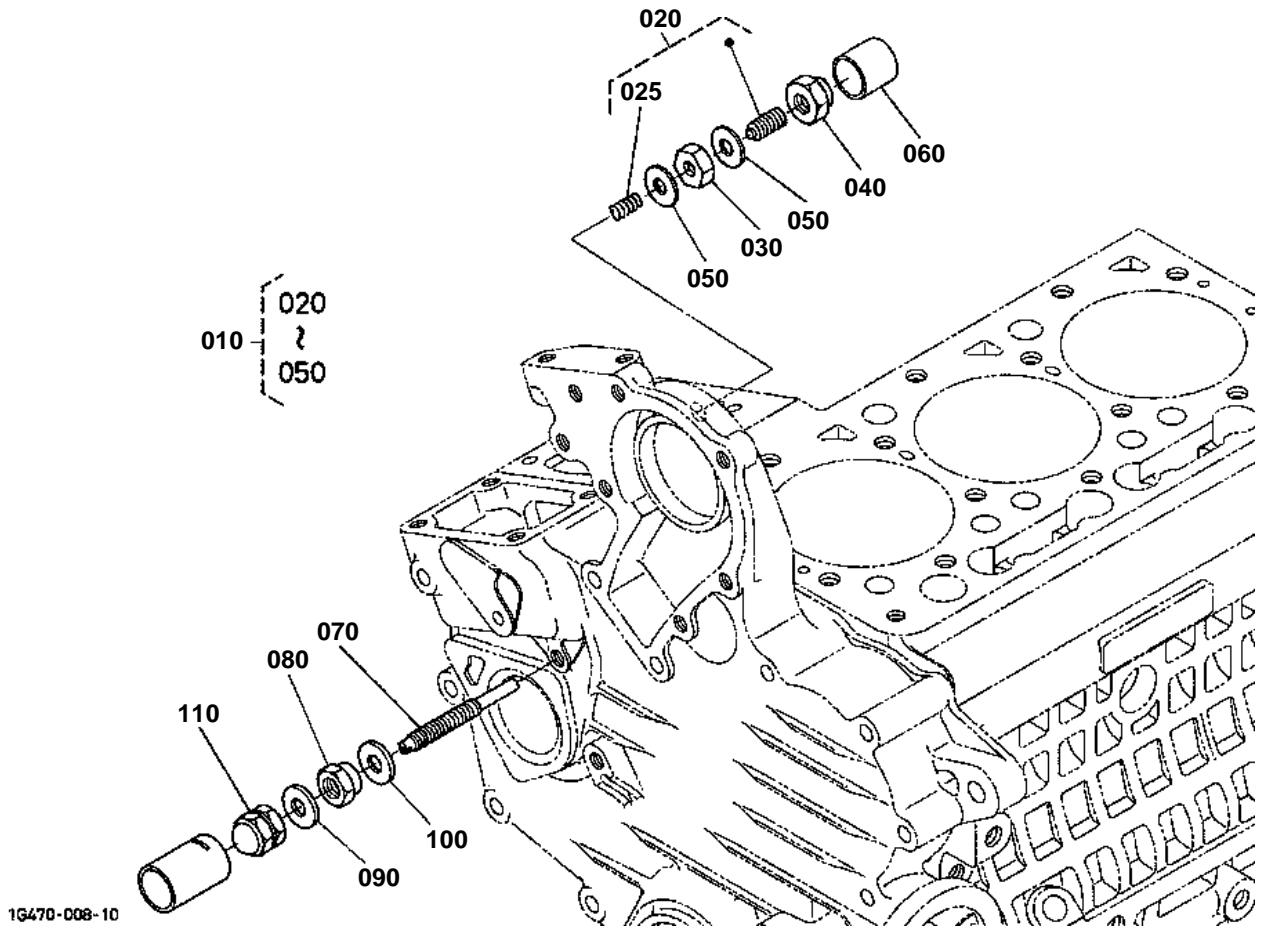
## FUEL CAMSHAFT AND GOVERNOR SHAFT

↔ Interchangeable; ≠ not interchangeable; ← new for old; → old for new

REF.No	Part No.	Description	Q'ty	S.No.	I/C	REMARKS	Weight (kgf)	Weight (lb)
010	16861-16023	ASSY CAMSHAFT FUEL	1				0.856	1.8832
020	15875-16173	CAMSHAFT FUEL	1				0.316	0.6952
030	08153-06203	BEARING BALL	1				0.08	0.176
040	16851-51150	GEAR INJECTION PUMP	1				0.2	0.44
050	05712-00515	KEY FEATHER	1				0.003	0.0066
060	15841-55450	SLEEVE GOVERNOR	1				0.05	0.11
070	15841-55690	CASE GOVERNOR BALL	1				0.02	0.044
080	07715-00801	BALL	32				0.001	0.0022
090	15261-55470	CIR-CLIP GOV. SLEEVE	1				0.002	0.0044
100	07715-03217	BALL	8				0.01	0.022
110	16871-97300	BEARING BALL	1				0	0
120	04612-00170	CIR CLIP EXTERNAL	1				0.001	0.0022
130	15841-16320	STOPPER FUEL.C/SHAFT	1				0.015	0.033
140	01023-50612	BOLT	2				0.005	0.011



IDLE APPARATUS



1G470-008-10

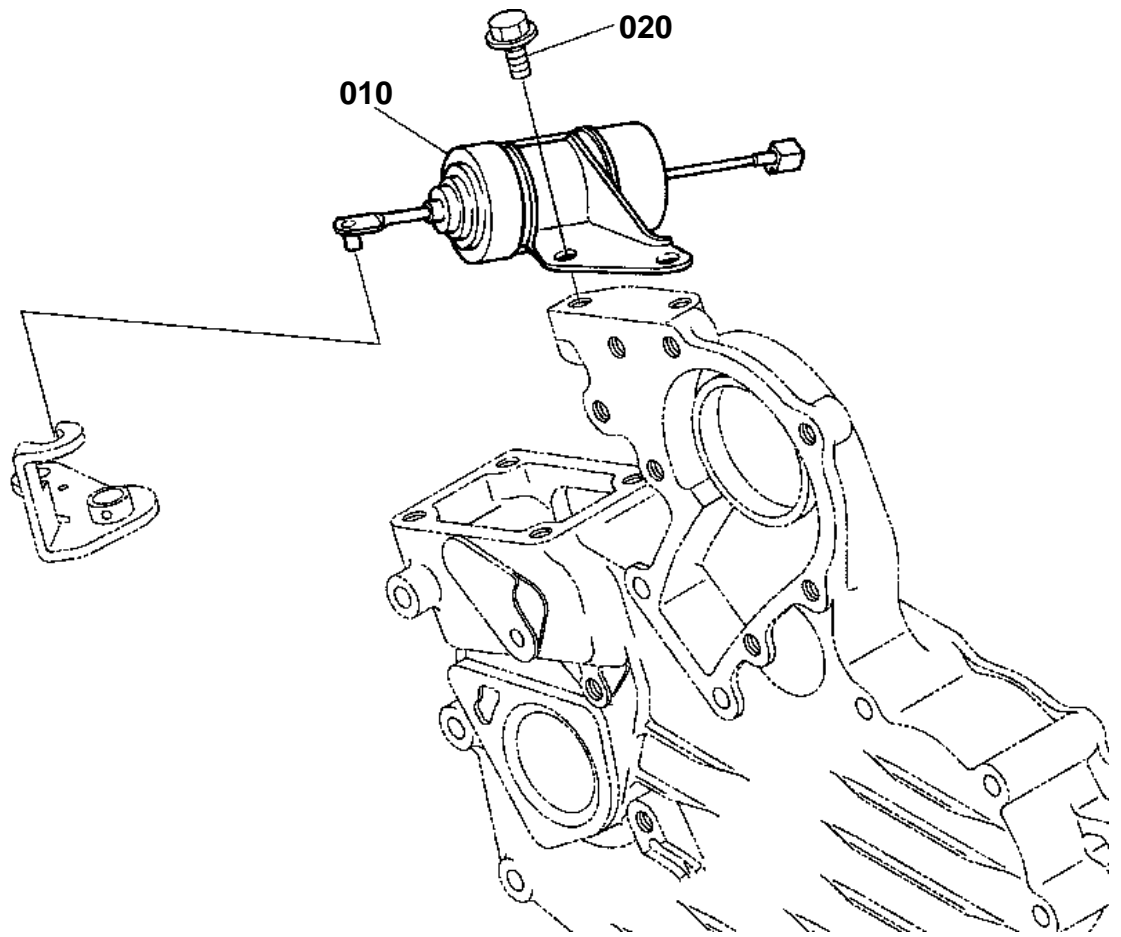


## IDLE APPARATUS

↔ Interchangeable; ≠ not interchangeable; ← new for old; → old for new

REF.No	Part No.	Description	Q'ty	S.No.	I/C	REMARKS	Weight (kgf)	Weight (lb)
010	15841-54092	ASSY APPARATUS IDLE	1				0.02	0.044
020	15841-54100	ASSY BOLT ADJUSTMENT	1				0.009	0.0198
025	15841-54260	SPRING	1				0.001	0.0022
030	15261-92020	NUT	1				0.004	0.0088
040	15841-54220	NUT	1				0.006	0.0132
050	15021-33660	GASKET	2				0.001	0.0022
060	15841-54270	CAP	1				0.001	0.0022
070	15841-54122	BOLT ADJUSTING	1				0.008	0.0176
080	1G031-54210	NUT LOCK	1				0.003	0.0066
090	15601-96650	GASKET	1				0.001	0.0022
100	1G021-96650	GASKET	1				0.001	0.0022
110	15841-92330	NUT	1				0.006	0.0132

# STOP SOLENOID



1G470-025-10

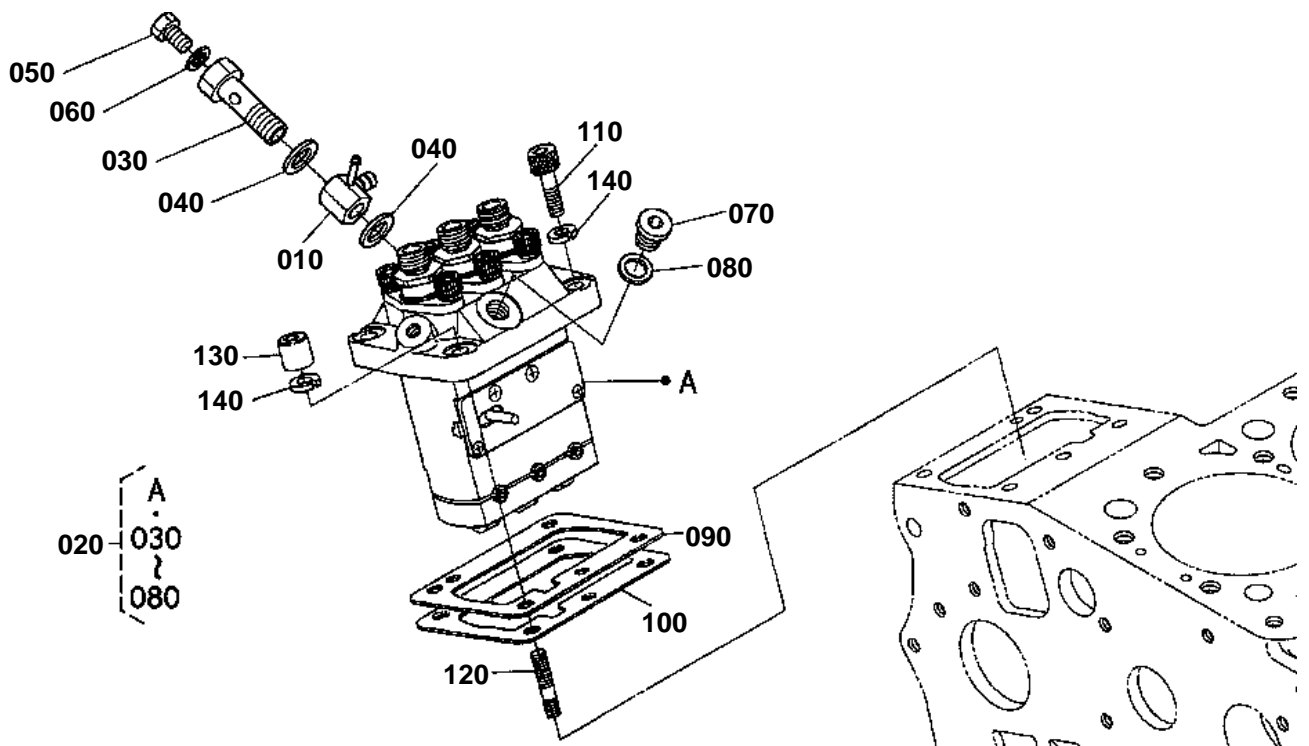


# STOP SOLENOID

↔ Interchangeable; ≠ not interchangeable; ← new for old; → old for new

REF.No	Part No.	Description	Q'ty	S.No.	I/C	REMARKS	Weight (kgf)	Weight (lb)
010	16851-60010	SOLENOID STOP	1				0.44	0.968
020	01754-50612	BOLT FLANGE	2				0.005	0.011

# INJECTION PUMP



1G470-009-10

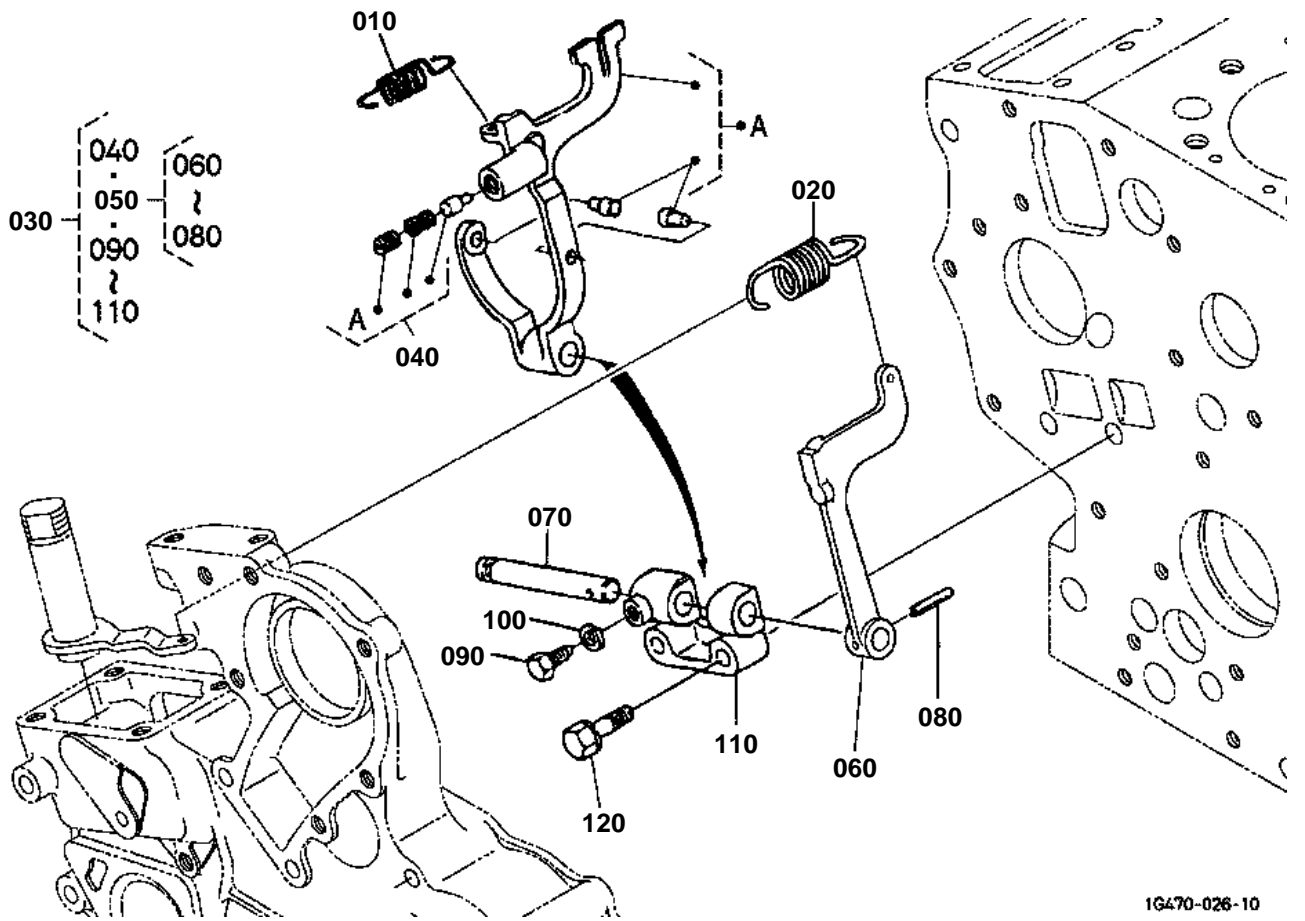


## INJECTION PUMP

↔ Interchangeable; ≠ not interchangeable; ← new for old; → old for new

REF.No	Part No.	Description	Q'ty	S.No.	I/C	REMARKS	Weight (kgf)	Weight (lb)
010	16809-95680	JOINT	1				0.04	0.088
020	16006-51010	ASSY PUMP INJECTION	1				1.1	2.42
030	15841-51320	SCREW FOLLOW	1				0.024	0.0528
040	15841-96650	GASKET	2				0.001	0.0022
050	15841-51350	SCREW	1				0.005	0.011
060	15841-96660	GASKET	1				0.001	0.0022
070	16030-96010	PLUG	1				0.008	0.0176
080	15861-96650	GASKET	1				0.001	0.0022
090	16006-52092	SHIM INJECTION PUMP	1			0.20mm	0.004	0.0088
090	16006-52112	SHIM INJECTION PUMP	1			0.25mm	0.004	0.0088
100	16006-52122	SHIM INJECTION PUMP	1			0.30mm	0.006	0.0132
110	01311-10620	BOLT HEX-SOC-HD	2				0.012	0.0264
120	15841-91500	STUD	2				0.02	0.044
130	15841-92320	NUT	2				0.01	0.022
140	04512-60060	WASHER SPRING	4				0.001	0.0022

GOVERNOR



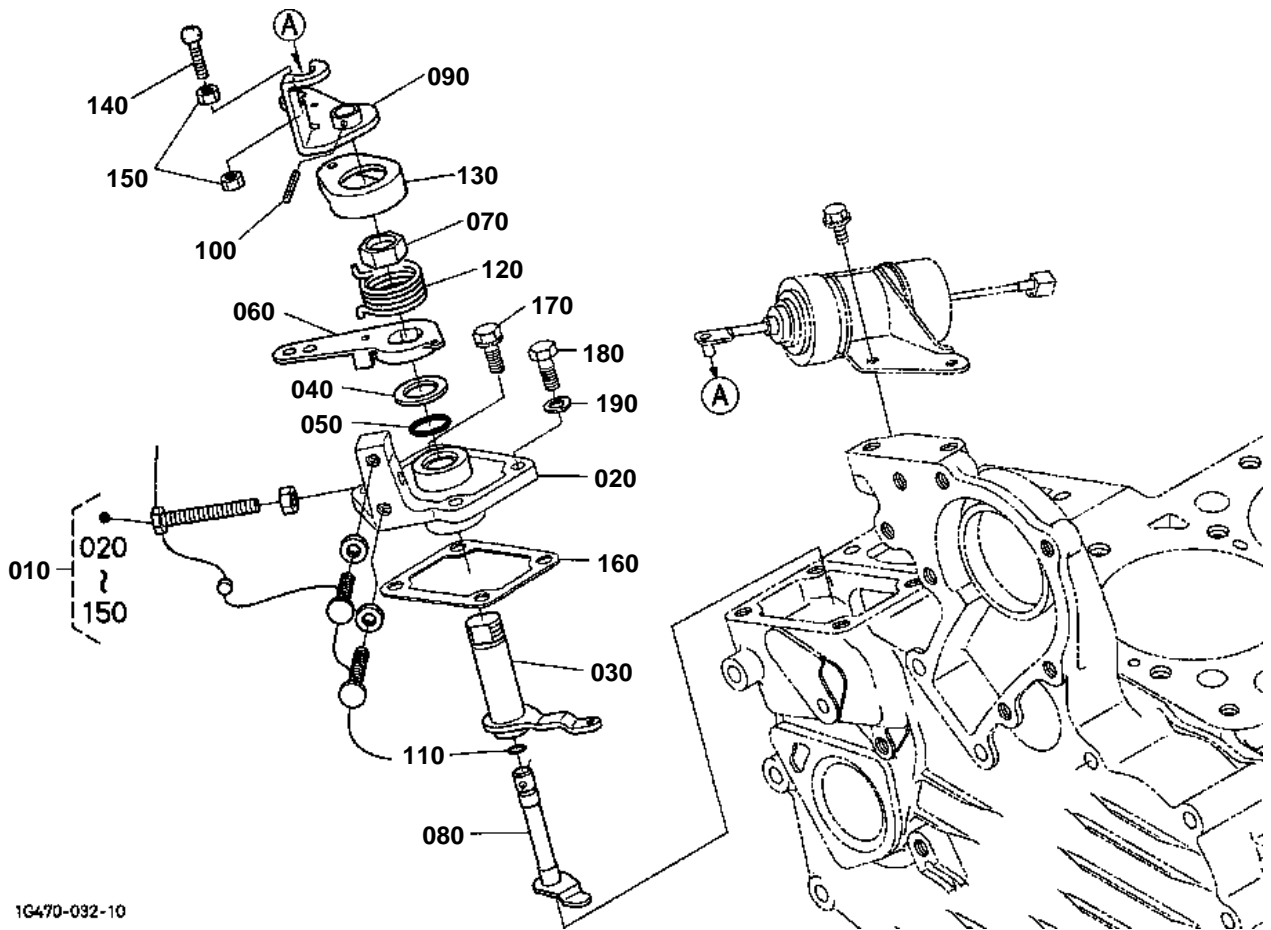
**GOVERNOR**

↔ Interchangeable; ≠ not interchangeable; ← new for old; → old for new

REF.No	Part No.	Description	Q'ty	S.No.	I/C	REMARKS	Weight (kgf)	Weight (lb)
010	16851-56480	SPRING START	1				0.02	0.044
020	16851-56410	SPRING GOVERNOR	1				0.008	0.0176
030	1G962-56050	ASSY LEVER FORK	1				0	0
040	16813-56040	COMP.LEVER FORK	1				0.12	0.264
050	15841-56060	ASSY LEVER FORK	1				0.095	0.209
060	15841-56130	LEVER FORK	1				0.06	0.132
070	15841-56150	SHAFT FORK LEVER	1				0.035	0.077
080	05411-00318	PIN SPRING	1				0.001	0.0022
090	15261-66410	BOLT	1				0.003	0.0066
100	04512-60050	WASHER SPRING	1				0.002	0.0044
110	15841-56230	HOLDER FORK LEVER	1				0.035	0.077
120	01023-50635	BOLT	2				0.01	0.022



SPEED CONTROL PLATE



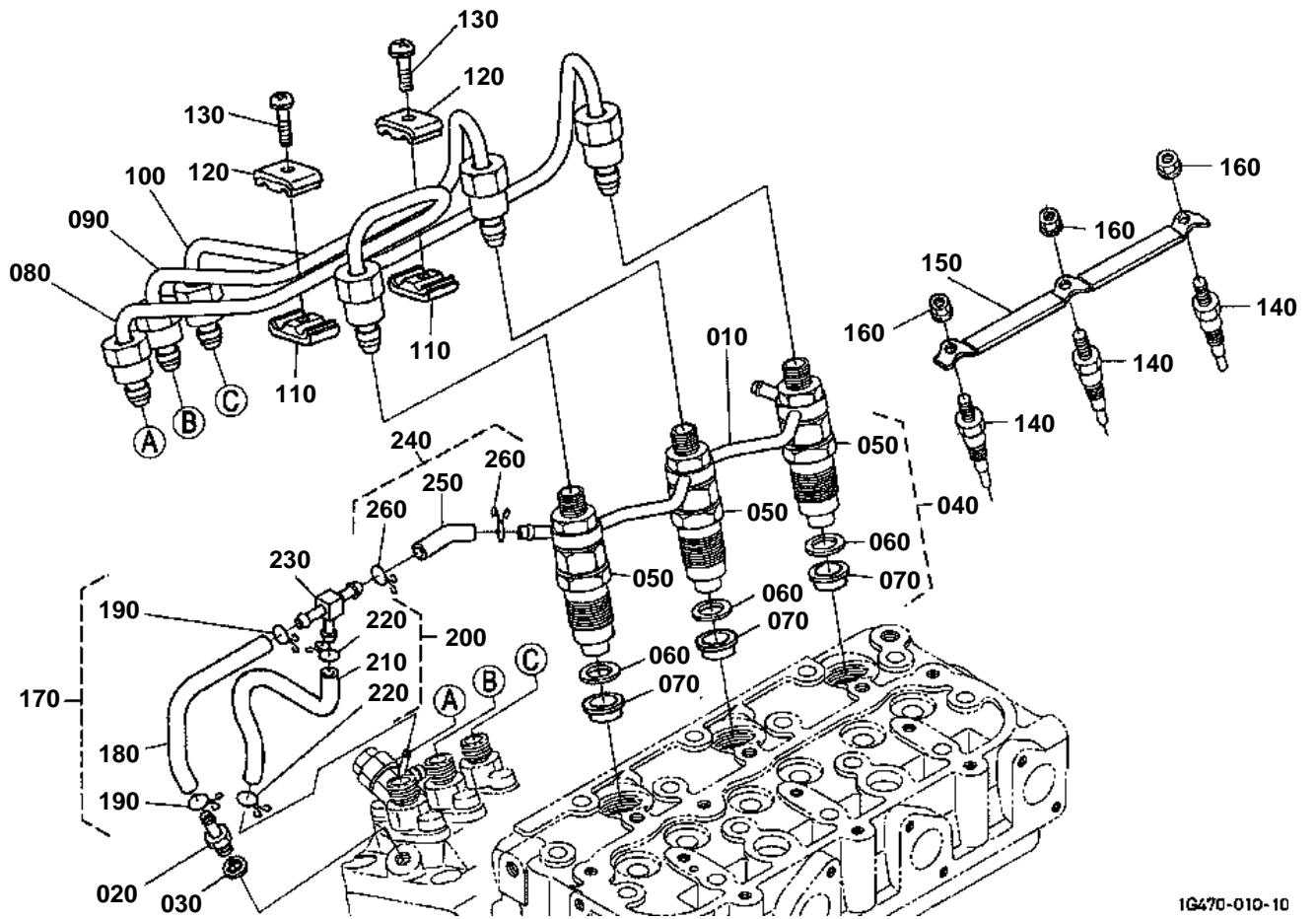


## SPEED CONTROL PLATE

↔ Interchangeable; ≠ not interchangeable; ← new for old; → old for new

REF.No	Part No.	Description	Q'ty	S.No.	I/C	REMARKS	Weight (kgf)	Weight (lb)
010	1G023-57004	COMP.PLATE SPEED CO.	1				0.34	0.748
020	15841-57112	PLATE SPEED CONTROL	1				0.08	0.176
030	15841-56112	LEVER GOVERNOR	1				0.07	0.154
040	19280-57240	COLLAR	1				0.006	0.0132
050	04814-10160	O RING	1				0.001	0.0022
060	1G639-57150	LEVER SPEED CONTROL	1				0.04	0.088
070	16866-92010	NUT SPEED CONTROL	1				0.01	0.022
080	16878-57742	SHAFT LEVER	1				0.041	0.0902
090	16851-57723	LEVER ENGINE STOP	1				0.04	0.088
100	05411-00314	PIN SPRING	1				0.001	0.0022
110	04814-10070	O RING	1				0.001	0.0022
120	16878-57920	SPRING RETURN	1				0.005	0.011
130	16866-57302	CAP	1				0.002	0.0044
140	03014-50635	SCREW PAN-HEAD	1				0.008	0.0176
150	02014-50060	NUT	2				0.002	0.0044
160	15841-57212	GASKET CONTROL PLATE	1				0.001	0.0022
170	01023-50618	BOLT	2				0.006	0.0132
180	01053-50618	BOLT	2				0.006	0.0132
190	15601-96650	GASKET	2				0.001	0.0022

NOZZLE HOLDER AND GLOW PLUG



1G470-010-10

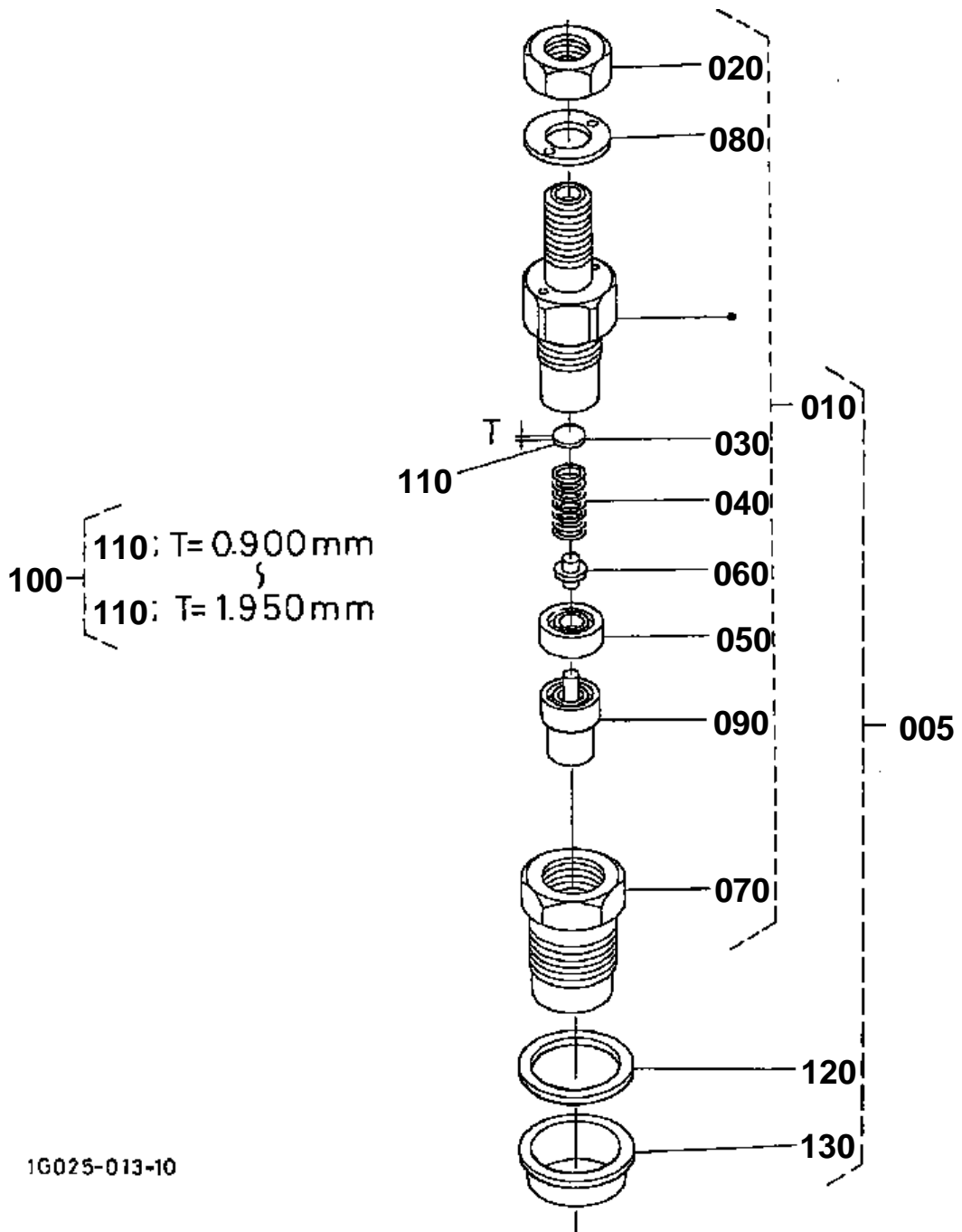


## NOZZLE HOLDER AND GLOW PLUG

↔ Interchangeable; ≠ not interchangeable; ← new for old; → old for new

REF.No	Part No.	Description	Q'ty	S.No.	I/C	REMARKS	Weight (kgf)	Weight (lb)
010	1G962-42500	ASSY PIPE OVER FLOW	1				0.049	0.1078
020	15841-51360	SCREW AIR BREEDER	1				0.008	0.0176
030	15601-96650	GASKET	1				0.001	0.0022
040	16001-53900	KIT HOLDER NOZZLE	3				0.13	0.286
050	16001-53000	ASSY HOLDER NOZZLE	3				0.13	0.286
060	15841-53622	GASKET	3				0.002	0.0044
070	19077-53650	SEAL HEAT	3				0.005	0.011
080	1G460-53710	PIPE INJECTION	1				0.1	0.22
090	1G460-53722	PIPE INJECTION	1				0.18	0.396
100	1G962-53730	PIPE INJECTION	1				0.11	0.242
110	15841-53850	CLAMP PIPE	2				0.01	0.022
120	15841-53860	CLAMP PIPE	2				0.009	0.0198
130	03024-50520	SCREW WITH WASHER	2				0.004	0.0088
140	16851-65510	GLOW PLUG	3				0.02	0.044
150	1G962-65560	CORD GLOW PLUG	1				0.009	0.0198
160	02761-50040	NUT FLANGE	3				0.002	0.0044
170	16809-42030	ASSY TUBE FUEL	1				0.005	0.011
180	09661-40085	TUBE FUEL	1				0.001	0.0022
190	14971-42750	CLIP PIPE	2				0.001	0.0022
200	16809-42500	ASSY TUBE FUEL	1				0.007	0.0154
210	09661-40130	TUBE FUEL	1				0.001	0.0022
220	14971-42750	CLIP PIPE	2				0.001	0.0022
230	1C020-42360	JOINT T-PIPE	1				0.002	0.0044
240	16809-42020	ASSY TUBE FUEL	1				0.002	0.0044
250	09661-40040	TUBE FUEL	1				0.005	0.011
260	14971-42750	CLIP PIPE	2				0.001	0.0022

NOZZLE HOLDER [COMPONENT PARTS]



1G025-013-10



## NOZZLE HOLDER [COMPONENT PARTS]

↔ Interchangeable; ≠ not interchangeable; ← new for old; → old for new

REF.No	Part No.	Description	Q'ty	S.No.	I/C	REMARKS	Weight (kgf)	Weight (lb)
005	16001-53900	KIT HOLDER NOZZLE	3				0.13	0.286
010	16001-53000	ASSY HOLDER NOZZLE	3				0.13	0.286
020	15841-92030	NUT	3				0.005	0.011
030	15841-53230	WASHER ADJUSTING	3			0.900mm	0.001	0.0022
040	15841-53170	SPRING NOZZLE	3				0.004	0.0088
050	15841-53350	PIECE DISTANCE	3				0.004	0.0088
060	15841-53160	PUSH ROD	3				0.001	0.0022
070	16475-53280	NUT NOZZLE	3				0.03	0.066
080	15841-94040	WASHER	3				0.001	0.0022
090	16851-53610	PIECE NOZZLE	3				0.03	0.066
100	15841-98100	ASSY WASHER ADJUST	3			OPTION	0.043	0.0946
110	15841-53230	WASHER ADJUSTING	3			0.900mm	0.001	0.0022
110	15841-98510	WASHER ADJUSTING	3			0.925mm	0.001	0.0022
110	15841-98520	WASHER ADJUSTING	3			0.950mm	0.001	0.0022
110	15841-98530	WASHER ADJUSTING	3			0.975mm	0.001	0.0022
110	15841-98540	WASHER ADJUSTING	3			1.000mm	0.001	0.0022
110	15841-98550	WASHER ADJUSTING	3			1.025mm	0.001	0.0022
110	15841-98560	WASHER ADJUSTING	3			1.050mm	0.001	0.0022
110	15841-98570	WASHER ADJUSTING	3			1.075mm	0.001	0.0022
110	15841-98580	WASHER ADJUSTING	3			1.100mm	0.001	0.0022
110	15841-98590	WASHER ADJUSTING	3			1.125mm	0.001	0.0022
110	15841-98600	WASHER ADJUSTING	3			1.150mm	0.001	0.0022
110	15841-98610	WASHER ADJUSTING	3			1.175mm	0.001	0.0022
110	15841-98620	WASHER ADJUSTING	3			1.200mm	0.001	0.0022
110	15841-98630	WASHER ADJUSTING	3			1.225mm	0.001	0.0022
110	15841-98640	WASHER ADJUSTING	3			1.250mm	0.001	0.0022
110	15841-98650	WASHER ADJUSTING	3			1.275mm	0.001	0.0022
110	15841-98660	WASHER ADJUSTING	3			1.300mm	0.001	0.0022
110	15841-98670	WASHER ADJUSTING	3			1.325mm	0.001	0.0022
110	15841-98680	WASHER ADJUSTING	3			1.350mm	0.001	0.0022
110	15841-98690	WASHER ADJUSTING	3			1.375mm	0.001	0.0022
110	15841-98700	WASHER ADJUSTING	3			1.400mm	0.001	0.0022
110	15841-98710	WASHER ADJUSTING	3			1.425mm	0.001	0.0022
110	15841-98720	WASHER ADJUSTING	3			1.450mm	0.001	0.0022
110	15841-98730	WASHER ADJUSTING	3			1.475mm	0.001	0.0022
110	15841-98740	WASHER ADJUSTING	3			1.500mm	0.001	0.0022
110	15841-98750	WASHER ADJUSTING	3			1.525mm	0.001	0.0022
110	15841-98760	WASHER ADJUSTING	3			1.550mm	0.001	0.0022
110	15841-98770	WASHER ADJUSTING	3			1.575mm	0.001	0.0022
110	15841-98780	WASHER ADJUSTING	3			1.600mm	0.002	0.0044
110	15841-98790	WASHER ADJUSTING	3			1.625mm	0.001	0.0022
110	15841-98800	WASHER ADJUSTING	3			1.650mm	0.001	0.0022
110	15841-98810	WASHER ADJUSTING	3			1.675mm	0.004	0.0088
110	15841-98820	WASHER ADJUSTING	3			1.700mm	0.001	0.0022
110	15841-98830	WASHER ADJUSTING	3			1.725mm	0.001	0.0022
110	15841-98840	WASHER ADJUSTING	3			1.750mm	0.001	0.0022
110	15841-98850	WASHER ADJUSTING	3			1.775mm	0.001	0.0022
110	15841-98860	WASHER ADJUSTING	3			1.800mm	0.001	0.0022
110	15841-98870	WASHER ADJUSTING	3			1.825mm	0.001	0.0022
110	15841-98880	WASHER ADJUSTING	3			1.850mm	0.001	0.0022
110	15841-98890	WASHER ADJUSTING	3			1.875mm	0.001	0.0022
110	15841-98900	WASHER ADJUSTING	3			1.900mm	0.001	0.0022
110	15841-98910	WASHER ADJUSTING	3			1.925mm	0.001	0.0022
110	15841-98920	WASHER ADJUSTING	3			1.950mm	0.001	0.0022
120	15841-53622	GASKET	3				0.002	0.0044

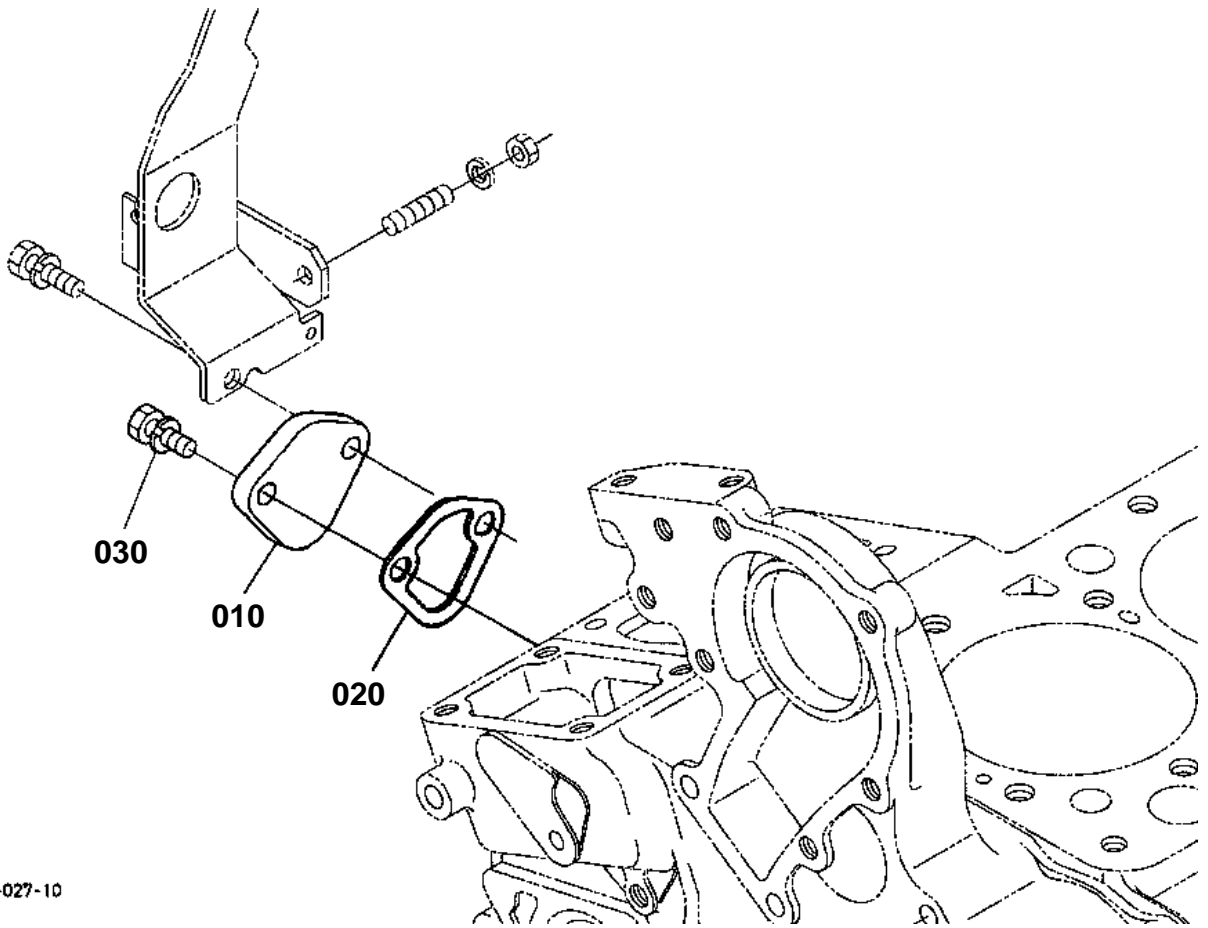


## NOZZLE HOLDER [COMPONENT PARTS]

↔ Interchangeable; ≠ not interchangeable; ← new for old; → old for new

REF.No	Part No.	Description	Q'ty	S.No.	I/C	REMARKS	Weight (kgf)	Weight (lb)
130	19077-53650	SEAL HEAT	3				0.005	0.011

COVER



1G470-027-10



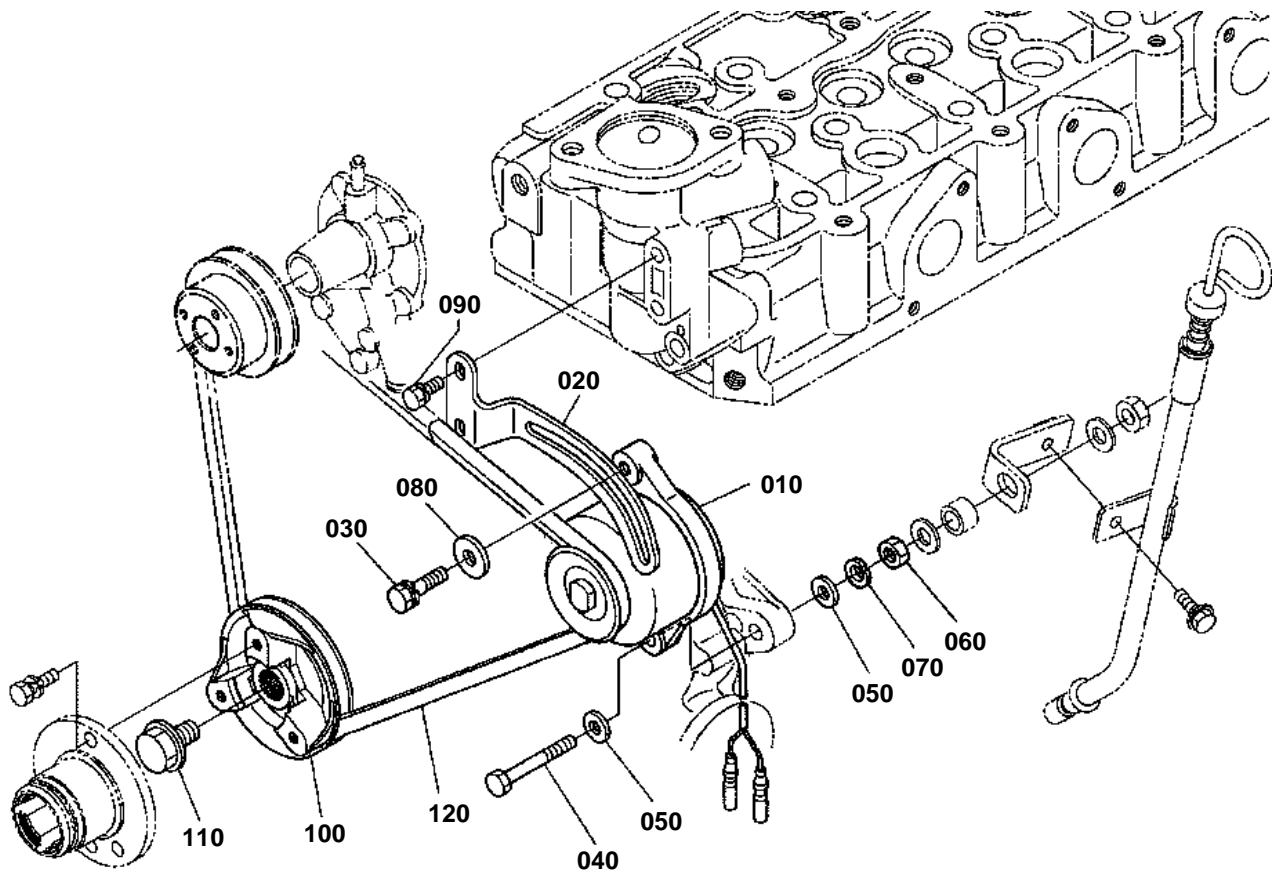


**COVER**

↔ Interchangeable; ≠ not interchangeable; ← new for old; → old for new

REF.No	Part No.	Description	Q'ty	S.No.	I/C	REMARKS	Weight (kgf)	Weight (lb)
010	15852-52850	COVER	1				0.058	0.1276
020	16264-52140	GASKET FUEL PUMP	1				0.001	0.0022
030	01023-50616	BOLT	1				0.005	0.011

DYNAMO AND PULLEY



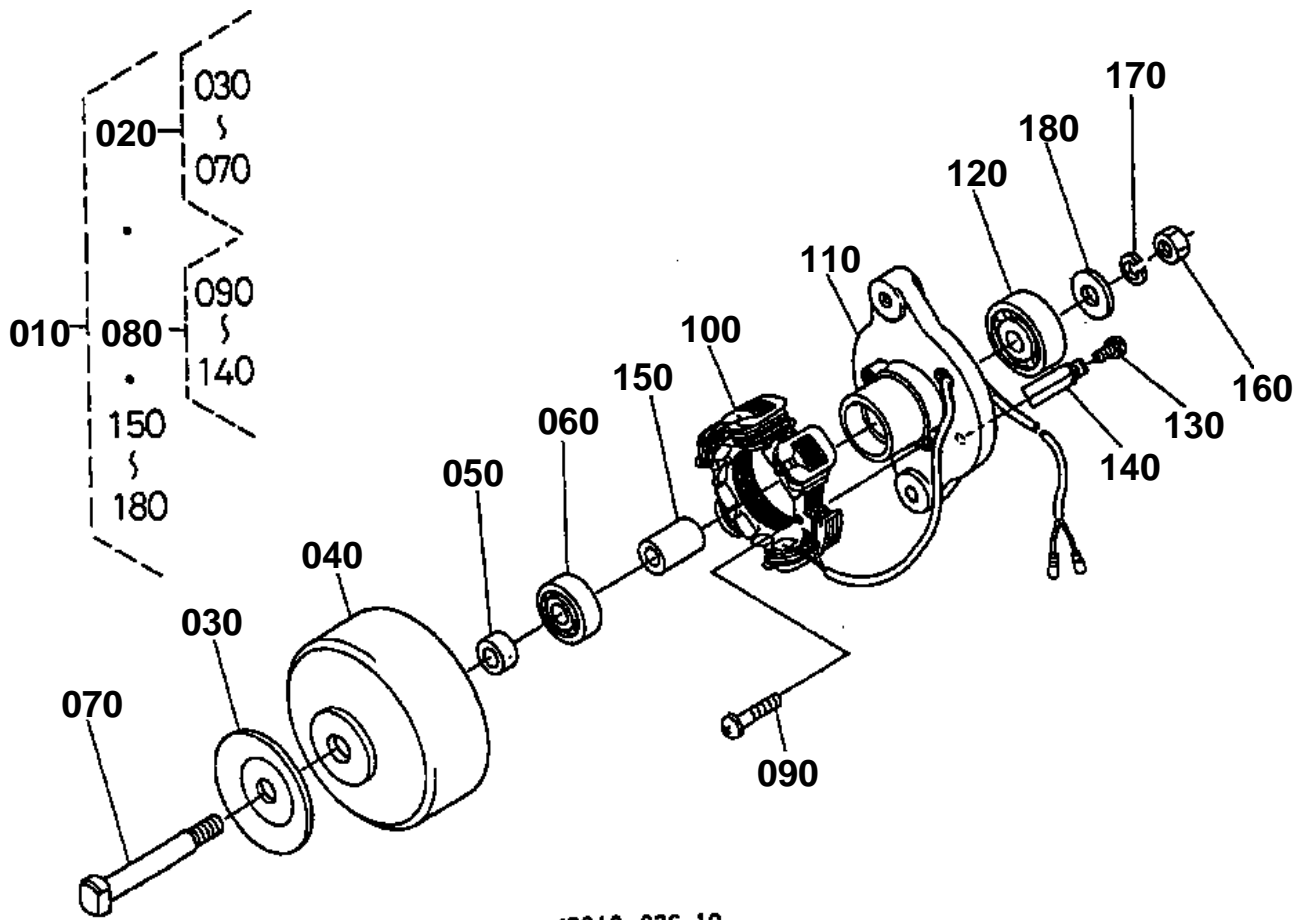
1G470-011-10



## DYNAMO AND PULLEY

↔ Interchangeable; ≠ not interchangeable; ← new for old; → old for new

REF.No	Part No.	Description	Q'ty	S.No.	I/C	REMARKS	Weight (kgf)	Weight (lb)
010	15531-64016	ASSY DYNAMO	1				1.4	3.08
020	12599-64420	STAY DYNAMO	1				0.098	0.2156
030	01123-50830	BOLT	1				0.015	0.033
040	01155-50870	BOLT	1				0.025	0.055
050	04013-60080	WASHER PLAIN	2				0.002	0.0044
060	02156-50080	NUT	1				0.004	0.0088
070	04512-60080	WASHER SPRING	1				0.002	0.0044
080	04015-60080	WASHER PLAIN	1				0.01	0.022
090	01023-50616	BOLT	2				0.005	0.011
100	1G470-74282	PULLEY FAN DRIVE	1				0	0
110	15881-91030	BOLT	1				0.06	0.132
120	16883-97010	V BELT	1				0.08	0.176

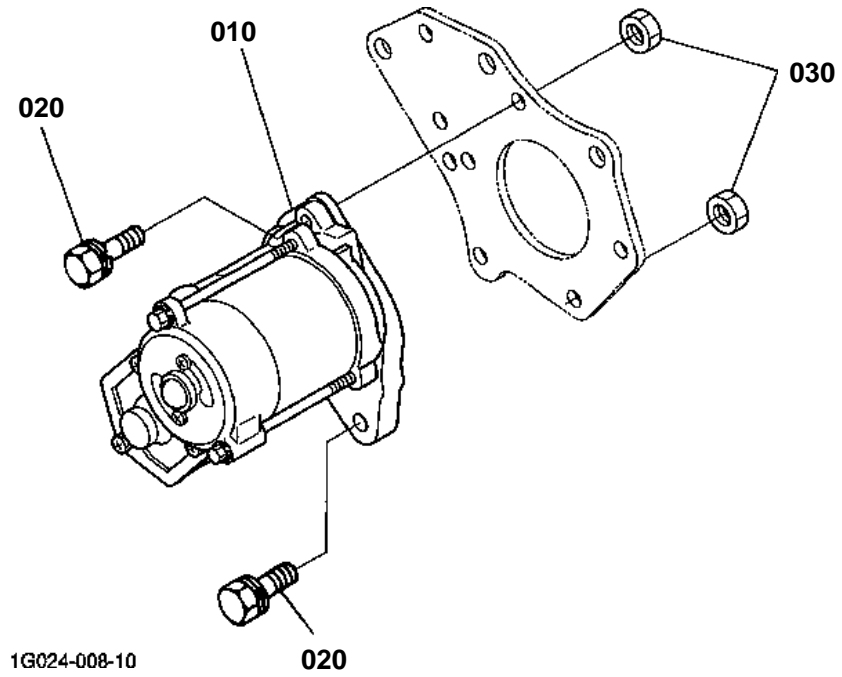


**DYNAMO [COMPONENT PARTS]**

↔ Interchangeable; ≠ not interchangeable; ← new for old; → old for new

REF.No	Part No.	Description	Q'ty	S.No.	I/C	REMARKS	Weight (kgf)	Weight (lb)
010	15531-64016	ASSY DYNAMO	1				1.4	3.08
020	15381-64120	COMP.FLYWHEEL	1				0.67	1.474
030	15531-64110	PULLEY	1				0.15	0.33
040	15381-64040	FLYWHEEL	1				0.48	1.056
050	6C040-82860	COLLAR	1				0.014	0.0308
060	15531-74180	BEARING BALL	1				0.04	0.088
070	15381-74140	SHAFT FAN	1				0.07	0.154
080	15381-64360	COMP.STATOR	1				0.59	1.298
090	15261-93010	SCREW ROUND HEAD	2				0.003	0.0066
100	15381-64290	STATOR	1				0.24	0.528
110	15381-64070	PLATE	1				0.26	0.572
120	15531-74180	BEARING BALL	1				0.04	0.088
130	15531-93010	SCREW ROUND HEAD	1				0.002	0.0044
140	15381-64190	CLAMP CORD	1				0.001	0.0022
150	15381-64150	COLLAR	1				0.025	0.055
160	15261-92030	NUT	1				0.01	0.022
170	15261-94070	WASHER SPRING	1				0.003	0.0066
180	15261-94020	WASHER PLAIN	1				0.007	0.0154

STARTER



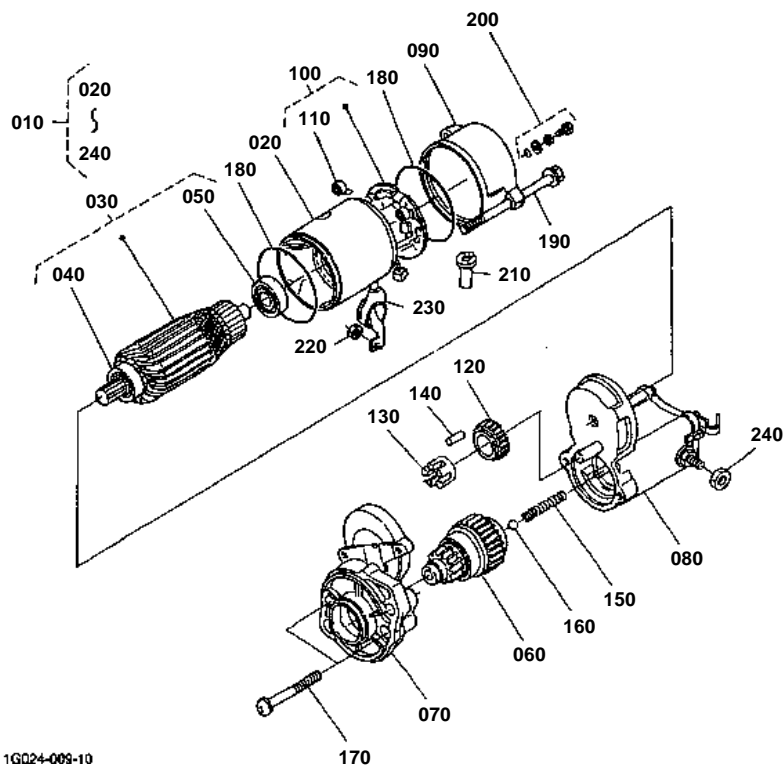


# STARTER

↔ Interchangeable; ≠ not interchangeable; ← new for old; → old for new

REF.No	Part No.	Description	Q'ty	S.No.	I/C	REMARKS	Weight (kgf)	Weight (lb)
010	19269-63010	ASSY STARTER	1				4	8.8
020	01123-50828	BOLT	2				0.014	0.0308
030	02156-50080	NUT	2				0.004	0.0088

# STARTER [COMPONENT PARTS]





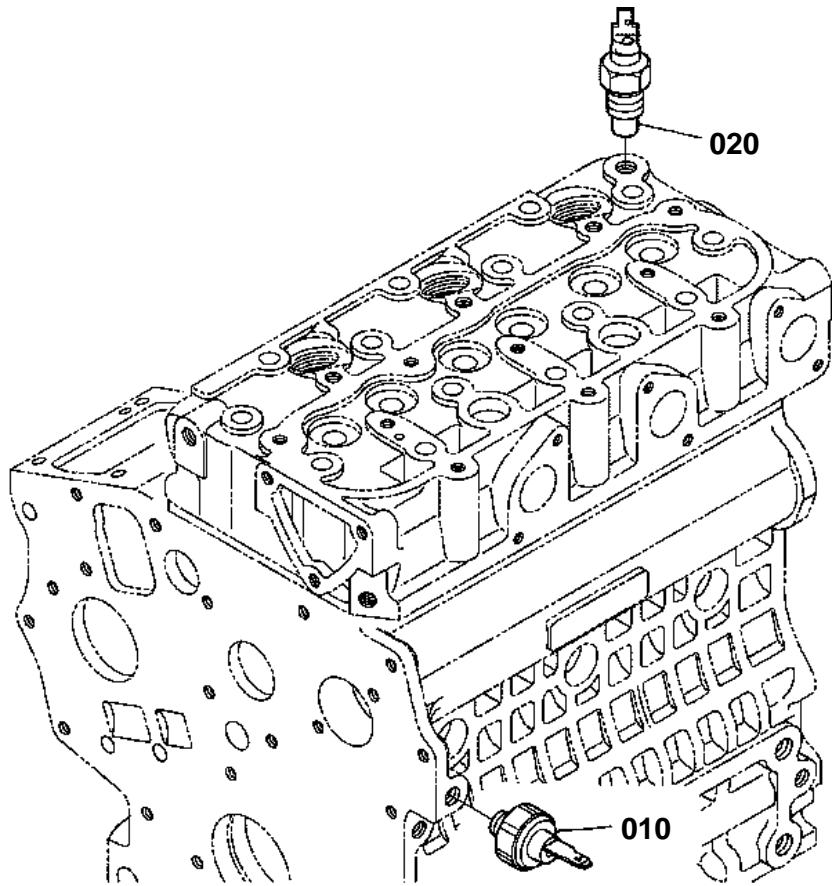


## STARTER [COMPONENT PARTS]

↔ Interchangeable; ≠ not interchangeable; ← new for old; → old for new

REF.No	Part No.	Description	Q'ty	S.No.	I/C	REMARKS	Weight (kgf)	Weight (lb)
010	19269-63010	ASSY STARTER	1				4	8.8
020	11197-63080	ASSY YOKE	1				0.92	2.024
030	11197-63070	ASSY ARMATURE	1				0.8	1.76
040	11460-63500	BEARING	1				0.03	0.066
050	11460-63530	BEARING	1				0.02	0.044
060	16611-63040	CLUTCH OVER RUNNING	1				0.08	0.176
070	16611-63030	FRAME DRIVE END	1				0.1	0.22
080	16285-63020	ASSY SWITCH MAGNETIC	1				0.95	2.09
090	17341-63200	FRAME END	1				0.13	0.286
100	11197-63380	ASSY HOLDER BRUSH	1				0.05	0.11
110	15401-63390	SPRING BRUSH	4				0.003	0.0066
120	11460-63270	GEAR	1				0.04	0.088
130	11460-63110	RETAINER	1				0.01	0.022
140	19212-63100	ROLLER	5				0.002	0.0044
150	11460-63120	SPRING	1				0.01	0.022
160	19212-97130	BALL	1				0.003	0.0066
170	11460-93310	BOLT	2				0.01	0.022
180	15511-96660	O RING	2				0.005	0.011
190	11197-63320	BOLT	2				0.02	0.044
200	15511-63760	ASSY BOLT	2				0.005	0.011
210	16285-63570	PIPE DRAIN	1				0.005	0.011
220	13963-92010	NUT HEXAGON	1				0.005	0.011
230	11173-63130	COVER TERMINAL	1				0.007	0.0154
240	16285-92010	NUT HEXAGON	1				0.005	0.011

OIL SWITCH/THERMOMETER AND PLUG



1G470-012-10

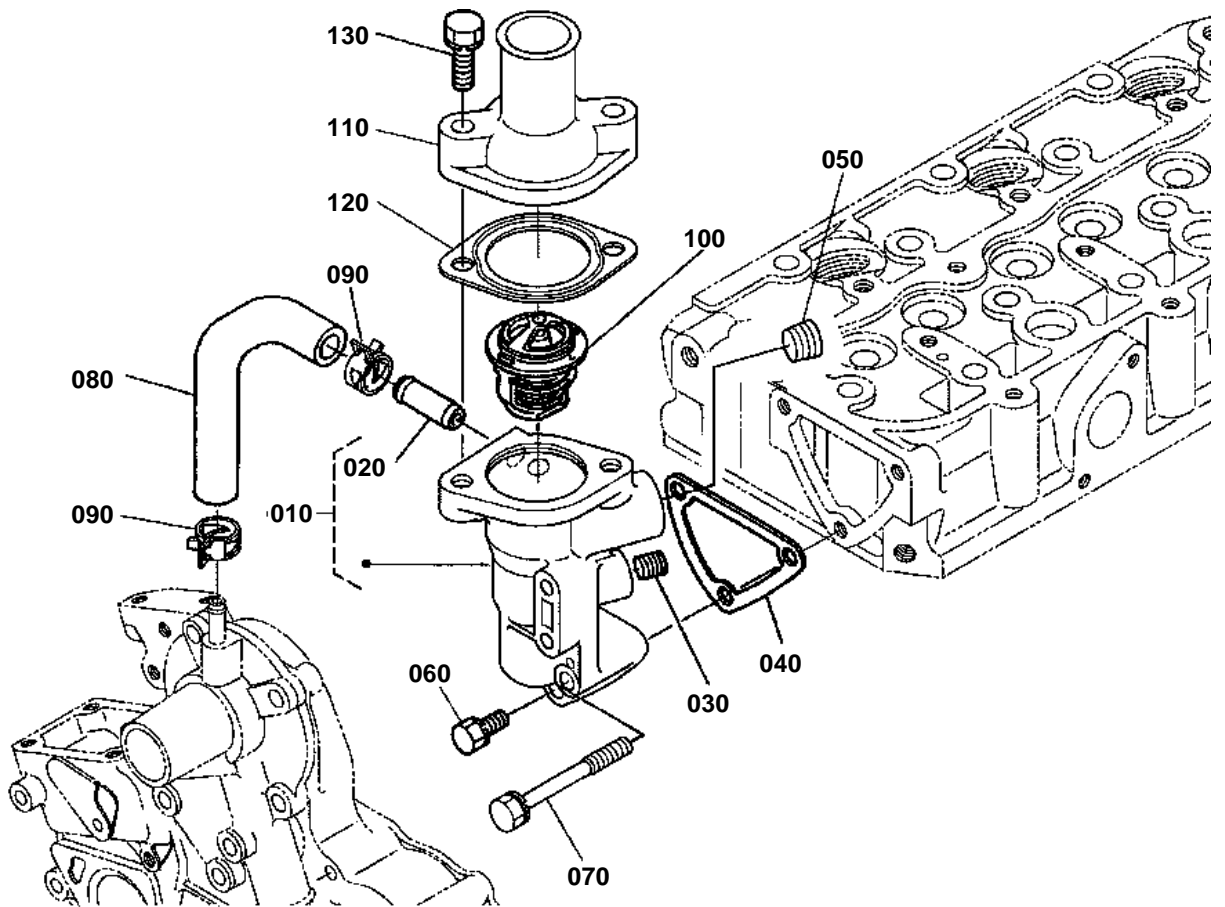


# OIL SWITCH/THERMOMETER AND PLUG

↔ Interchangeable; ≠ not interchangeable; ← new for old; → old for new

REF.No	Part No.	Description	Q'ty	S.No.	I/C	REMARKS	Weight (kgf)	Weight (lb)
010	15531-39010	SWITCH OIL	1				0.032	0.0704
020	31351-32830	SENSOR THERMO	1				0.02	0.044

WATER FLANGE AND THERMOSTAT



1G470-013-10

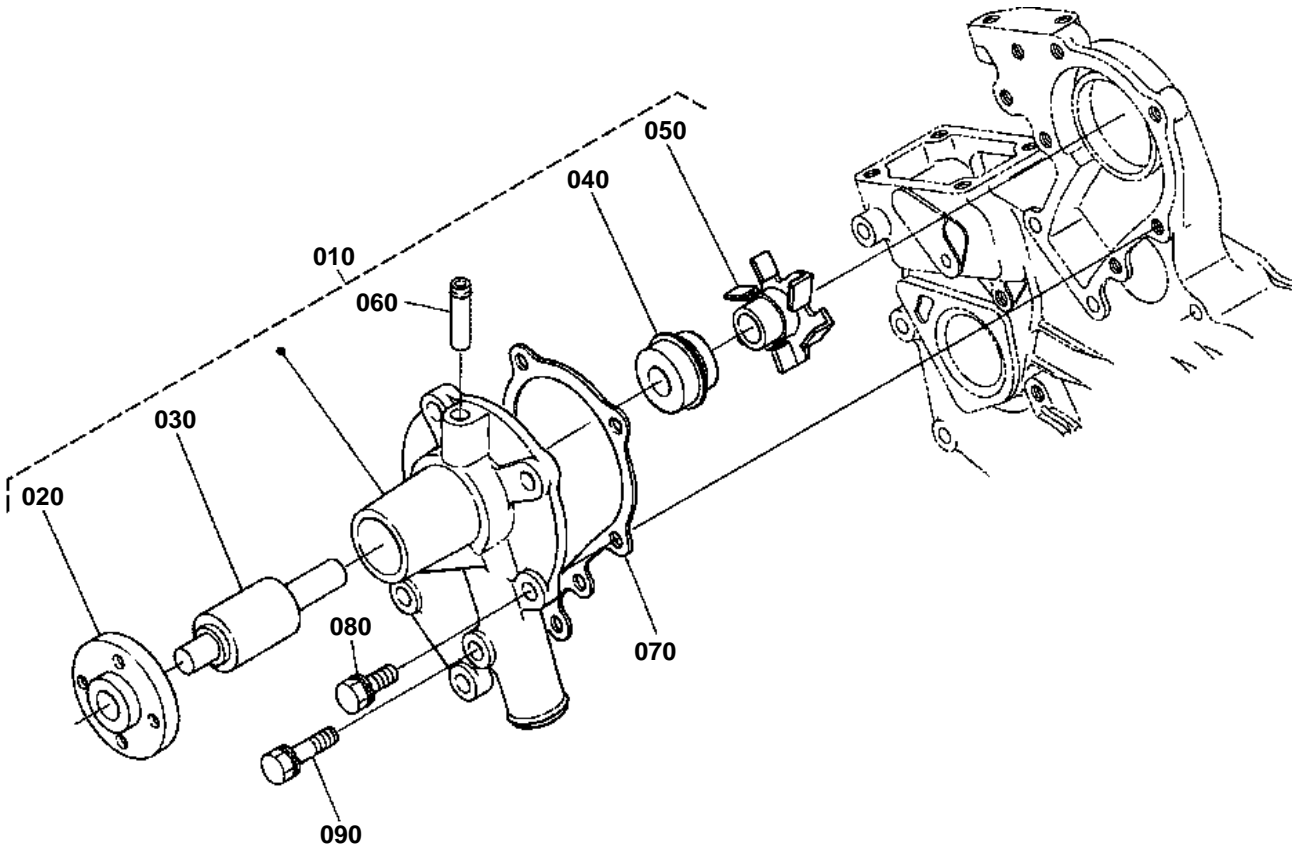


## WATER FLANGE AND THERMOSTAT

↔ Interchangeable; ≠ not interchangeable; ← new for old; → old for new

REF.No	Part No.	Description	Q'ty	S.No.	I/C	REMARKS	Weight (kgf)	Weight (lb)
010	1E051-72700	COMP FLANGE WATER	1				0.268	0.5896
020	16241-73370	PIPE WATER RETURN	1				0.007	0.0154
030	15841-96020	PLUG	1				0.028	0.0616
040	15841-72923	GASKET WATER FLANGE	1				0.001	0.0022
050	1A021-96020	PLUG	1				0.015	0.033
060	01023-50616	BOLT	2				0.005	0.011
070	01023-60650	BOLT	1				0.015	0.033
080	16851-73350	PIPE WATER RETURN	1				0.018	0.0396
090	16241-73360	BAND PIPE	2				0.003	0.0066
100	19434-73014	ASSY THERMOSTAT	1				0.07	0.154
110	16219-73260	COVER THERMOSTAT	1				0.094	0.2068
120	16221-73270	GASKET THERMOSTAT	1				0.013	0.0286
130	01123-50835	BOLT	2				0.02	0.044

WATER PUMP



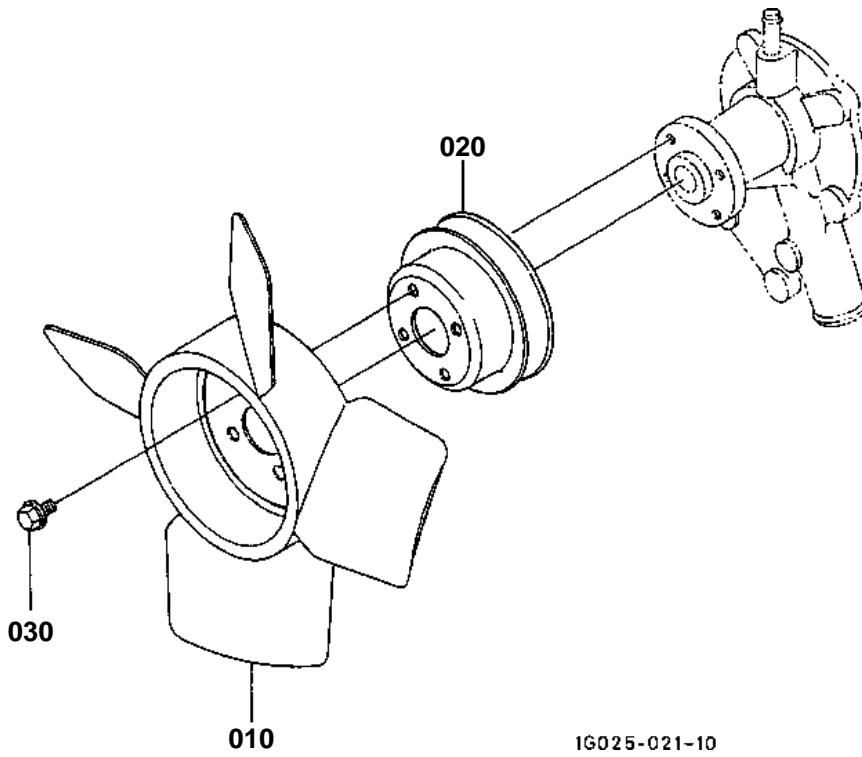
1G460-022-10



## WATER PUMP

↔ Interchangeable; ≠ not interchangeable; ← new for old; → old for new

REF.No	Part No.	Description	Q'ty	S.No.	I/C	REMARKS	Weight (kgf)	Weight (lb)
010	1G470-73030	PUMP WATER	1				0	0
020	15852-73520	FLANGE WATER PUMP	1				0.13	0.286
030	15852-73550	BEARING	1				0.18	0.396
040	15481-73050	ASSY SEAL MECHANICAL	1				0.02	0.044
050	1G470-73510	IMPELLER WATER PUMP	1				0	0
060	15852-73340	PIPE WATER RETURN	1				0.02	0.044
070	15881-73432	GASKET WATER PUMP NA	1				0.002	0.0044
080	01023-50622	BOLT	4				0.005	0.011
090	01023-50638	BOLT	1				0.01	0.022



1G025-021-10



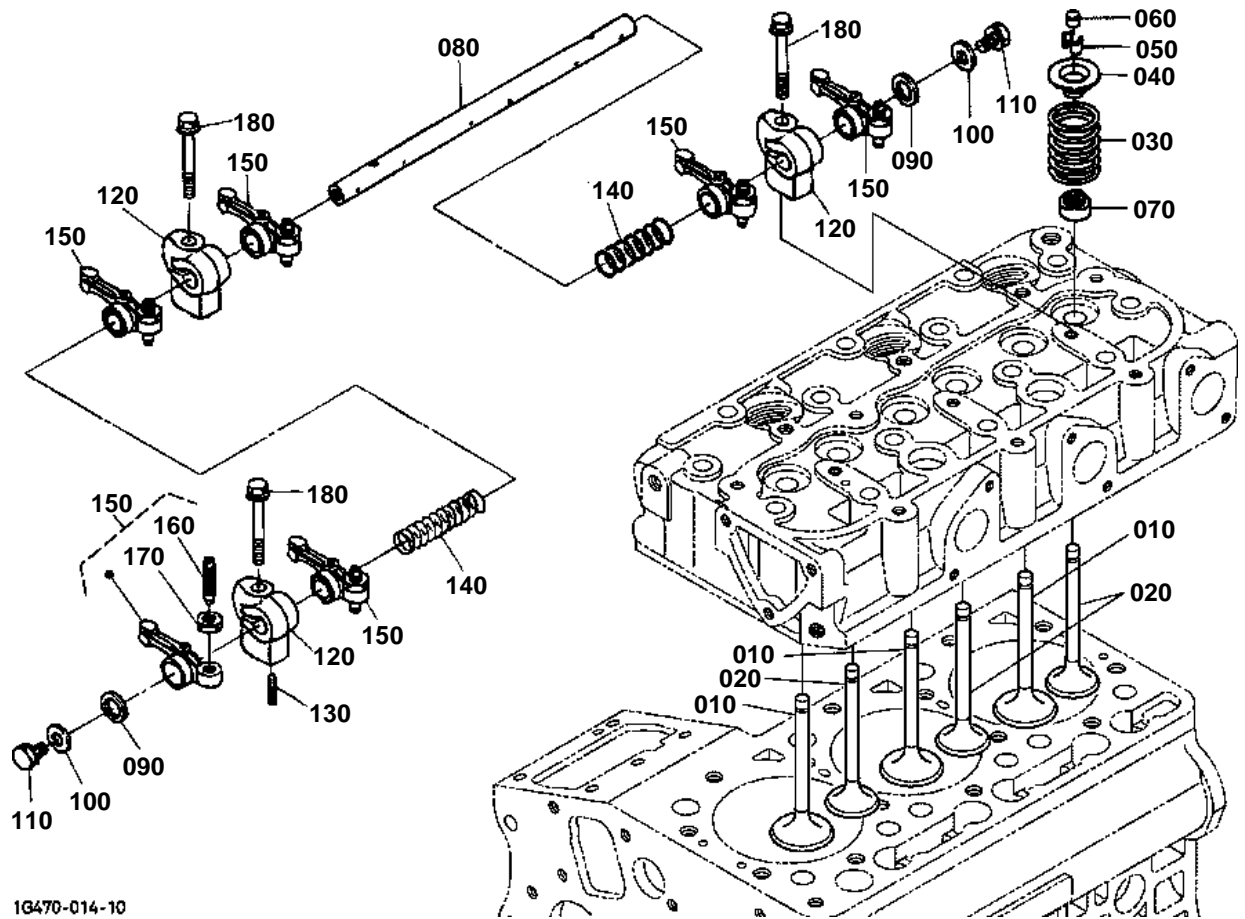


FAN

↔ Interchangeable; ≠ not interchangeable; ← new for old; → old for new

REF.No	Part No.	Description	Q'ty	S.No.	I/C	REMARKS	Weight (kgf)	Weight (lb)
010	15872-74110	FAN	1				0.25	0.55
020	15841-74250	PULLEY FAN	1				0.19	0.418
030	01754-50610	BOLT FLANGE	4				0.006	0.0132

# VALVE AND ROCKER ARM



1G470-014-10

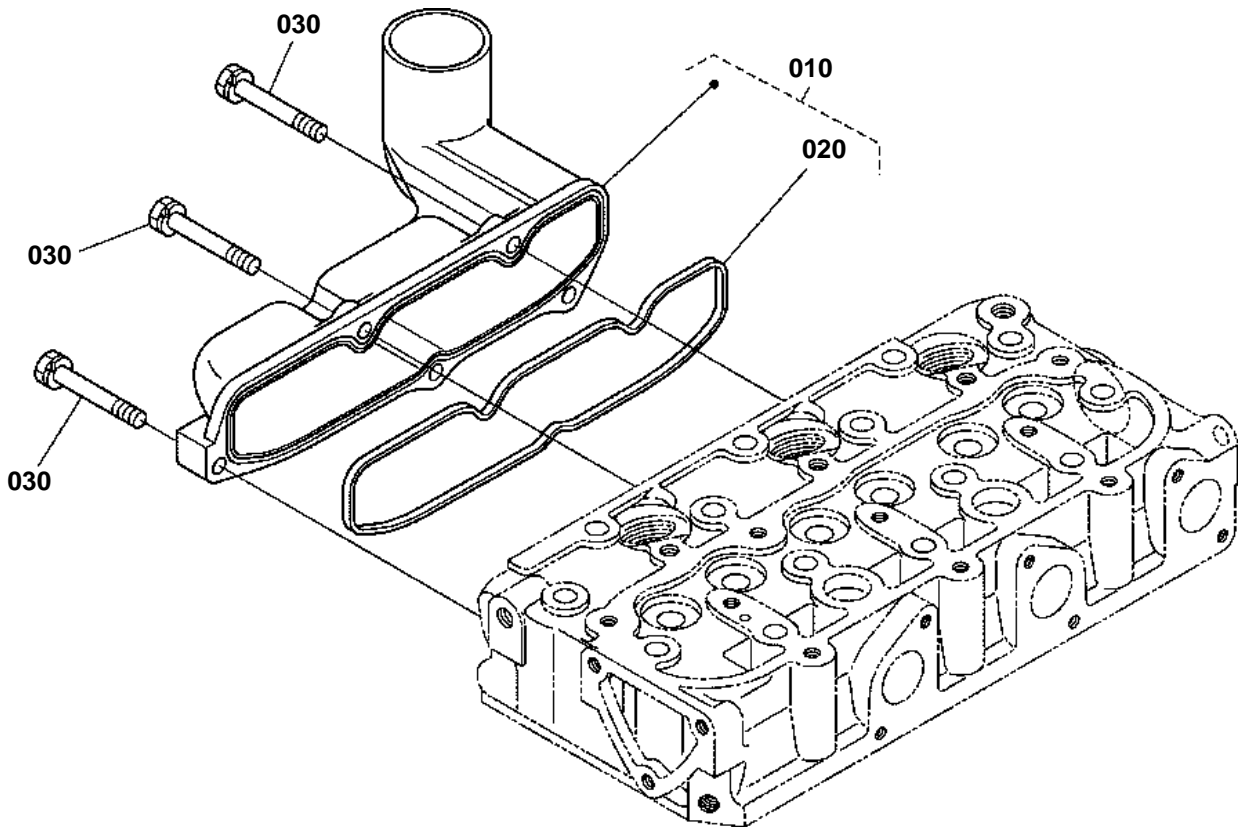


## VALVE AND ROCKER ARM

↔ Interchangeable; ≠ not interchangeable; ← new for old; → old for new

REF.No	Part No.	Description	Q'ty	S.No.	I/C	REMARKS	Weight (kgf)	Weight (lb)
010	1G460-13110	VALVE INLET	3				0.036	0.0792
020	1G460-13120	VALVE EXHAUST	3				0.029	0.0638
030	14601-13240	SPRING VALVE	6				0.015	0.033
040	14601-13330	RETAINER SPRING	6				0.01	0.022
050	14601-13360	COLLET VALVE SPRING	6			SET	0.001	0.0022
060	11420-13150	SEAL VALVE STEM	6				0.001	0.0022
070	16851-13280	CAP VALVE	6				0.005	0.011
080	1G962-14260	SHAFT ROCKER ARM	1				0	0
090	16871-14430	WASHER	2				0.002	0.0044
100	15841-94022	WASHER PLAIN	2				0.005	0.011
110	01023-50610	BOLT	2				0.005	0.011
120	1G460-14350	BRACKET ROCKER ARM	3				0.026	0.0572
130	05411-00420	PIN SPRING	1				0.001	0.0022
140	1G460-14310	SPRING	2				0.002	0.0044
150	15841-14030	ASSY ROCKER ARM	6				0.04	0.088
160	15841-14230	SCREW ADJUSTING	6				0.003	0.0066
170	14601-14240	NUT	6				0.007	0.0154
180	01754-50640	BOLT FLANGE	3				0.009	0.0198

INLET MANIFOLD



1G470-015-10

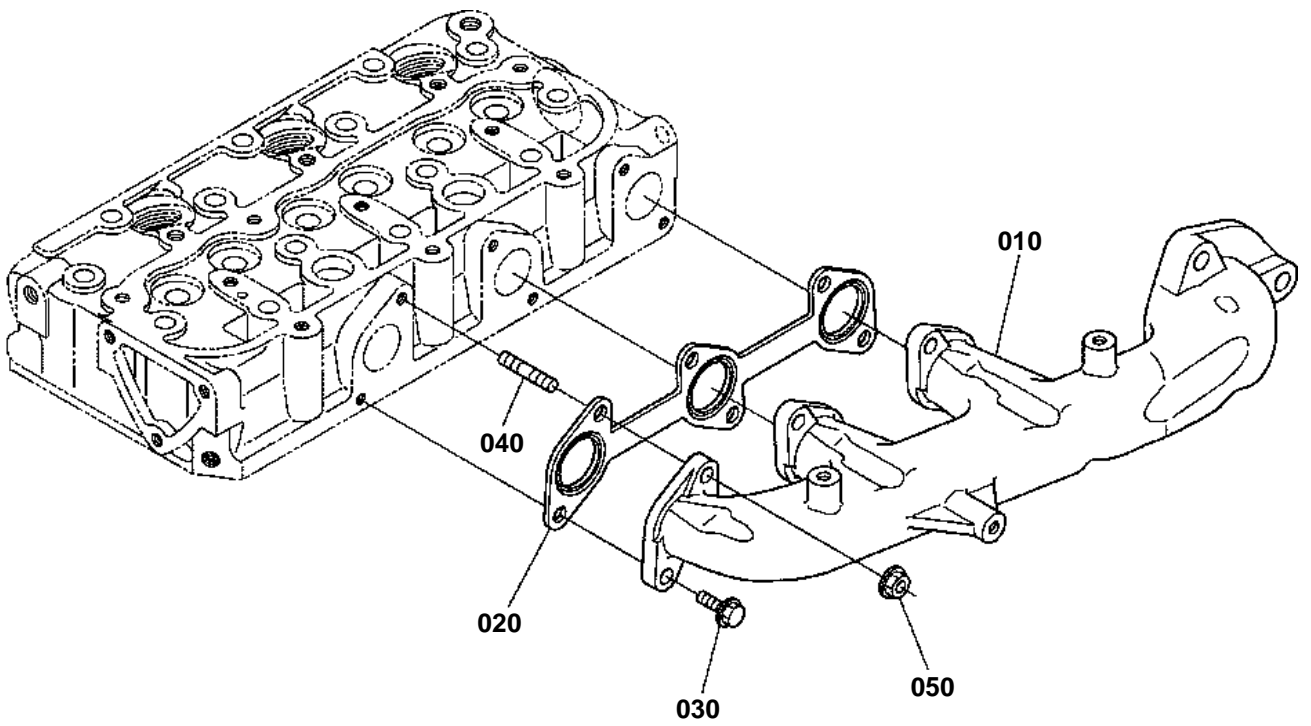


## INLET MANIFOLD

↔ Interchangeable; ≠ not interchangeable; ← new for old; → old for new

REF.No	Part No.	Description	Q'ty	S.No.	I/C	REMARKS	Weight (kgf)	Weight (lb)
010	1G470-11770	ASSY MANIFOLD INLET	1				0.31	0.682
020	1G962-11820	GASKET IN-MANIFOLD	1				0.001	0.0022
030	01023-50625	BOLT	5				0.007	0.0154

EXHAUST MANIFOLD



1G470-016-10

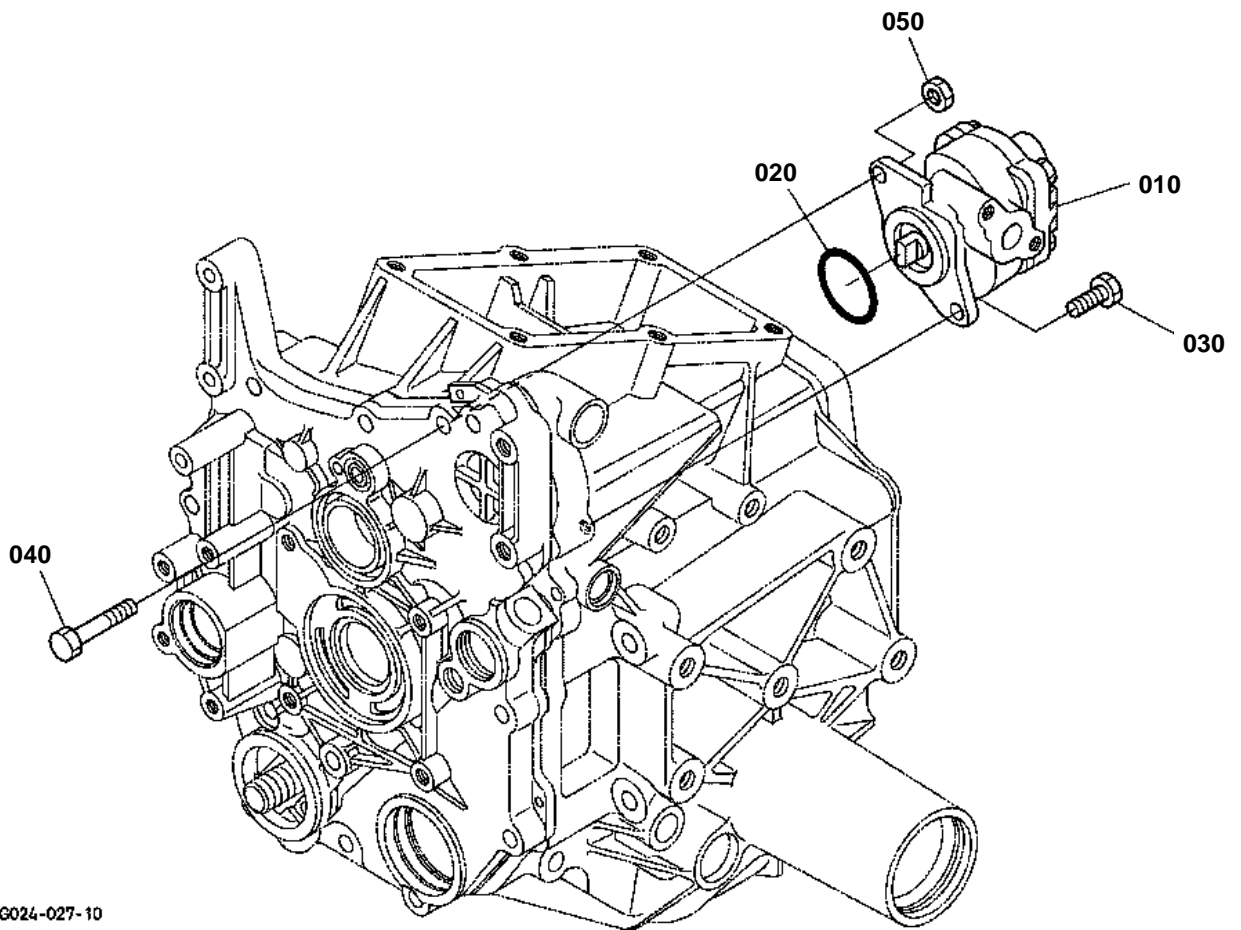


## EXHAUST MANIFOLD

↔ Interchangeable; ≠ not interchangeable; ← new for old; → old for new

REF.No	Part No.	Description	Q'ty	S.No.	I/C	REMARKS	Weight (kgf)	Weight (lb)
010	1G470-12310	MANIFOLD EXHAUST	1				1.9	4.18
020	1G962-12350	GASKET EX-MANIFOLD	1				0.007	0.0154
030	01759-50616	BOLT UBS	3				0.01	0.022
040	01513-50618	STUD	3				0.005	0.011
050	02756-50060	NUT UBS	3				0.001	0.0022

# HYDRAULIC PUMP



16024-027-10



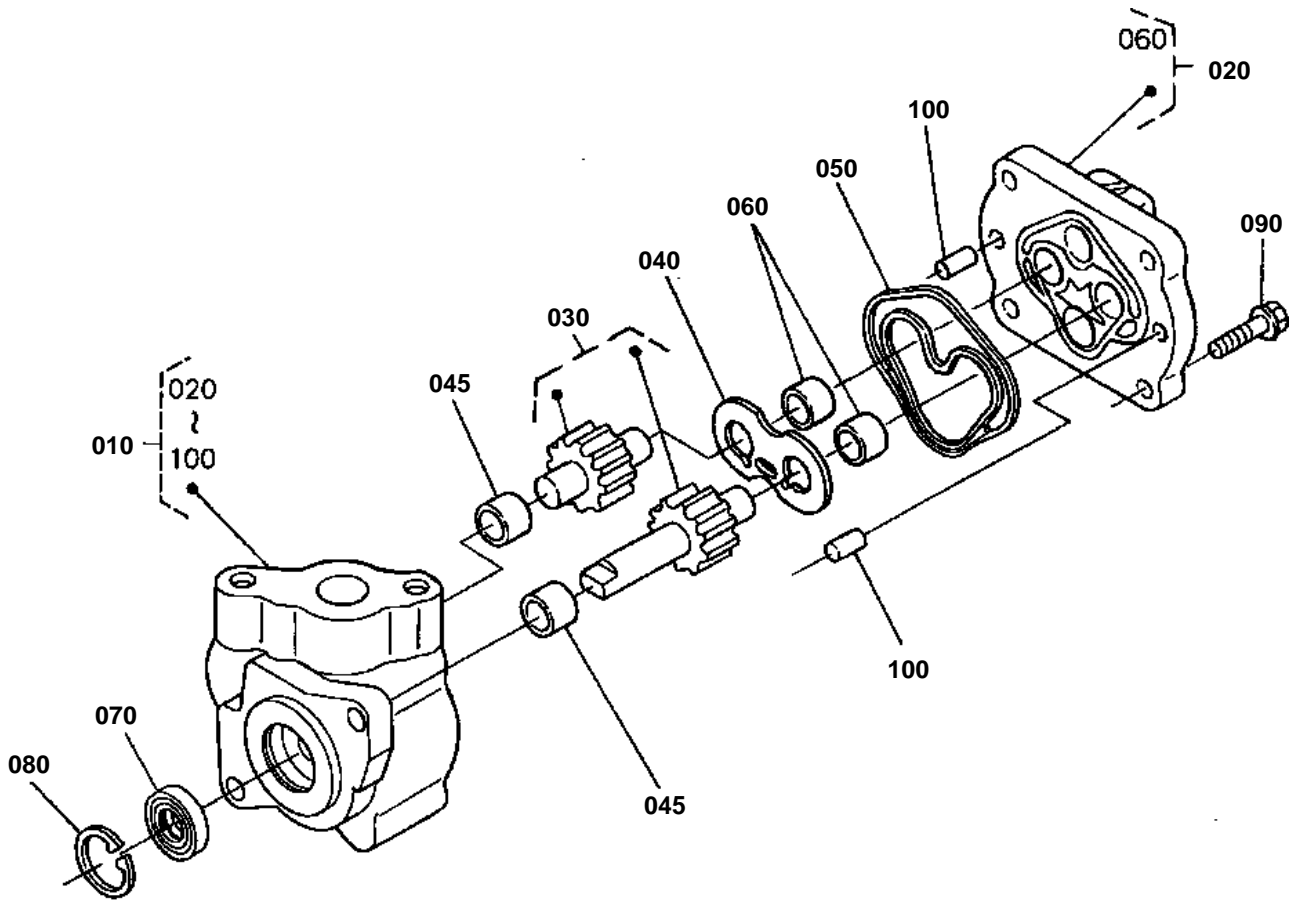


# HYDRAULIC PUMP

↔ Interchangeable; ≠ not interchangeable; ← new for old; → old for new

REF.No	Part No.	Description	Q'ty	S.No.	I/C	REMARKS	Weight (kgf)	Weight (lb)
010	6C040-36308	ASSY PUMP HYDRAULIC	1				1.28	2.816
020	04811-10460	O RING	1				0.002	0.0044
030	01053-50825	BOLT	1				0.014	0.0308
040	01053-50875	BOLT	1				0.03	0.066
050	02114-50080	NUT	1				0.005	0.011

HYDRAULIC PUMP [COMPONENT PARTS]



16216-002-13

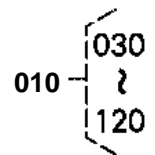
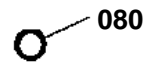

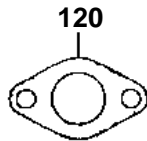
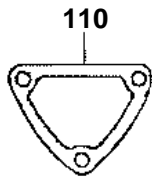
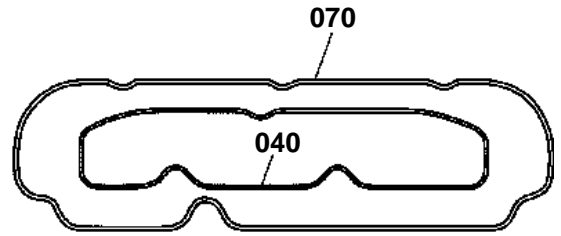
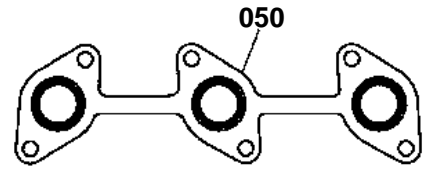
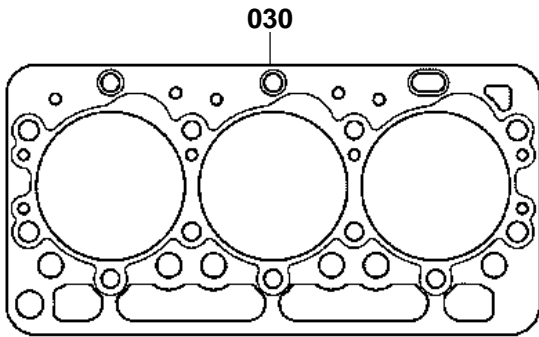


## HYDRAULIC PUMP [COMPONENT PARTS]

↔ Interchangeable; ≠ not interchangeable; ← new for old; → old for new

REF.No	Part No.	Description	Q'ty	S.No.	I/C	REMARKS	Weight (kgf)	Weight (lb)
010	6C040-36308	ASSY PUMP HYDRAULIC	1				1.28	2.816
020	6A100-37502	COMP.COVER	1				0.26	0.572
030	6C040-36392	COMP.GEAR HYD.PUMP	1				0.309	0.6798
040	6C140-36350	PLATE SIDE	1				0.05	0.11
045	6A100-37232	BUSH	2				0.005	0.011
050	6C040-36344	RING DOUBLE	1				0.003	0.0066
060	6A100-37232	BUSH	2				0.005	0.011
070	31381-76390	SEAL OIL	1				0.01	0.022
080	04611-00300	CIR CLIP INTERNAL	1				0.004	0.0088
090	01754-51030	BOLT FLANGE	4				0.03	0.066
100	05012-00814	PIN STRAIGHT	2				0.006	0.0132

UPPER GASKET KIT [OPTION]



1G470-021-10

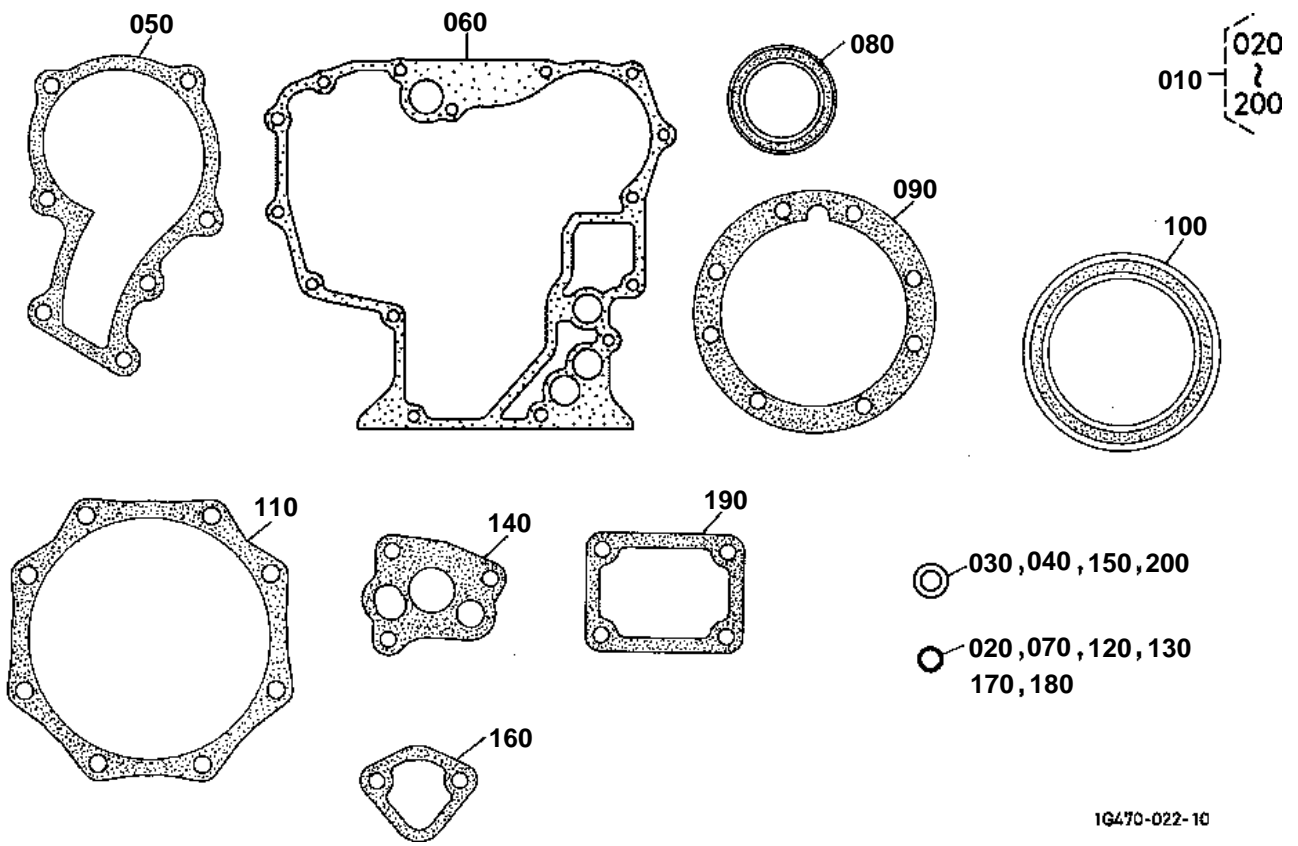


## UPPER GASKET KIT [OPTION]

↔ Interchangeable; ≠ not interchangeable; ← new for old; → old for new

REF.No	Part No.	Description	Q'ty	S.No.	I/C	REMARKS	Weight (kgf)	Weight (lb)
010	1G470-99350	KIT GASKET UPPER	1				0	0
020	11420-13150	SEAL VALVE STEM	6				0.001	0.0022
030	1G962-03310	GASKET CYL.HEAD	1				0.06	0.132
040	1G962-11820	GASKET IN-MANIFOLD	1				0.001	0.0022
050	1G962-12350	GASKET EX-MANIFOLD	1				0.007	0.0154
060	1A021-05430	O RING BREATHER	1				0.001	0.0022
070	1G962-14520	GASKET HEAD COVER	1				0.007	0.0154
080	04814-50300	O RING	1				0.001	0.0022
090	15841-53622	GASKET	3				0.002	0.0044
100	19077-53650	SEAL HEAT	3				0.005	0.011
110	15841-72923	GASKET WATER FLANGE	1				0.001	0.0022
120	16221-73270	GASKET THERMOSTAT	1				0.013	0.0286

LOWER GASKET KIT [OPTION]



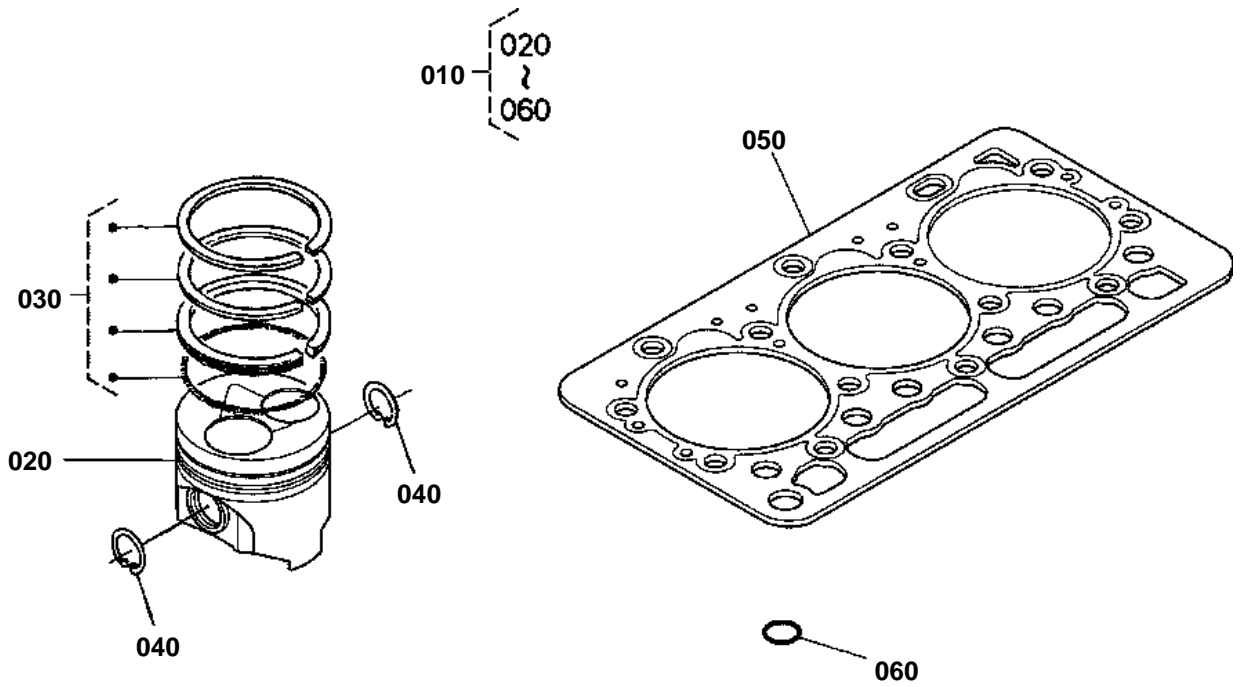


## LOWER GASKET KIT [OPTION]

↔ Interchangeable; ≠ not interchangeable; ← new for old; → old for new

REF.No	Part No.	Description	Q'ty	S.No.	I/C	REMARKS	Weight (kgf)	Weight (lb)
010	1G470-99360	KIT GASKET LOWER	1				0	0
020	15221-33700	O RING	1				0.001	0.0022
030	04724-00130	GASKET	1				0.003	0.0066
040	6C090-58960	GASKET	1				0.002	0.0044
050	15881-73432	GASKET WATER PUMP NA	1				0.002	0.0044
060	1G460-04132	GASKET GEAR CASE	1				0.01	0.022
070	04814-06130	O RING	3				0.01	0.022
080	15877-04140	SEAL OIL	1				0.011	0.0242
090	15852-04360	GASKET BEARING CASE	1				0.005	0.011
100	1G460-04460	SEAL OIL	1				0.032	0.0704
110	15841-04822	GASKET	1				0.004	0.0088
120	04814-16220	O RING	1				0.001	0.0022
130	04814-00160	O RING	1				0.001	0.0022
140	16851-35152	GASKET OIL PUMP NA	1				0.001	0.0022
150	15601-96650	GASKET	1				0.001	0.0022
160	16264-52140	GASKET FUEL PUMP	1				0.001	0.0022
170	04814-10160	O RING	1				0.001	0.0022
180	04814-10070	O RING	1				0.001	0.0022
190	15841-57212	GASKET CONTROL PLATE	1				0.001	0.0022
200	15601-96650	GASKET	2				0.001	0.0022

PISTON KIT [OPTION]



1G470-028-10



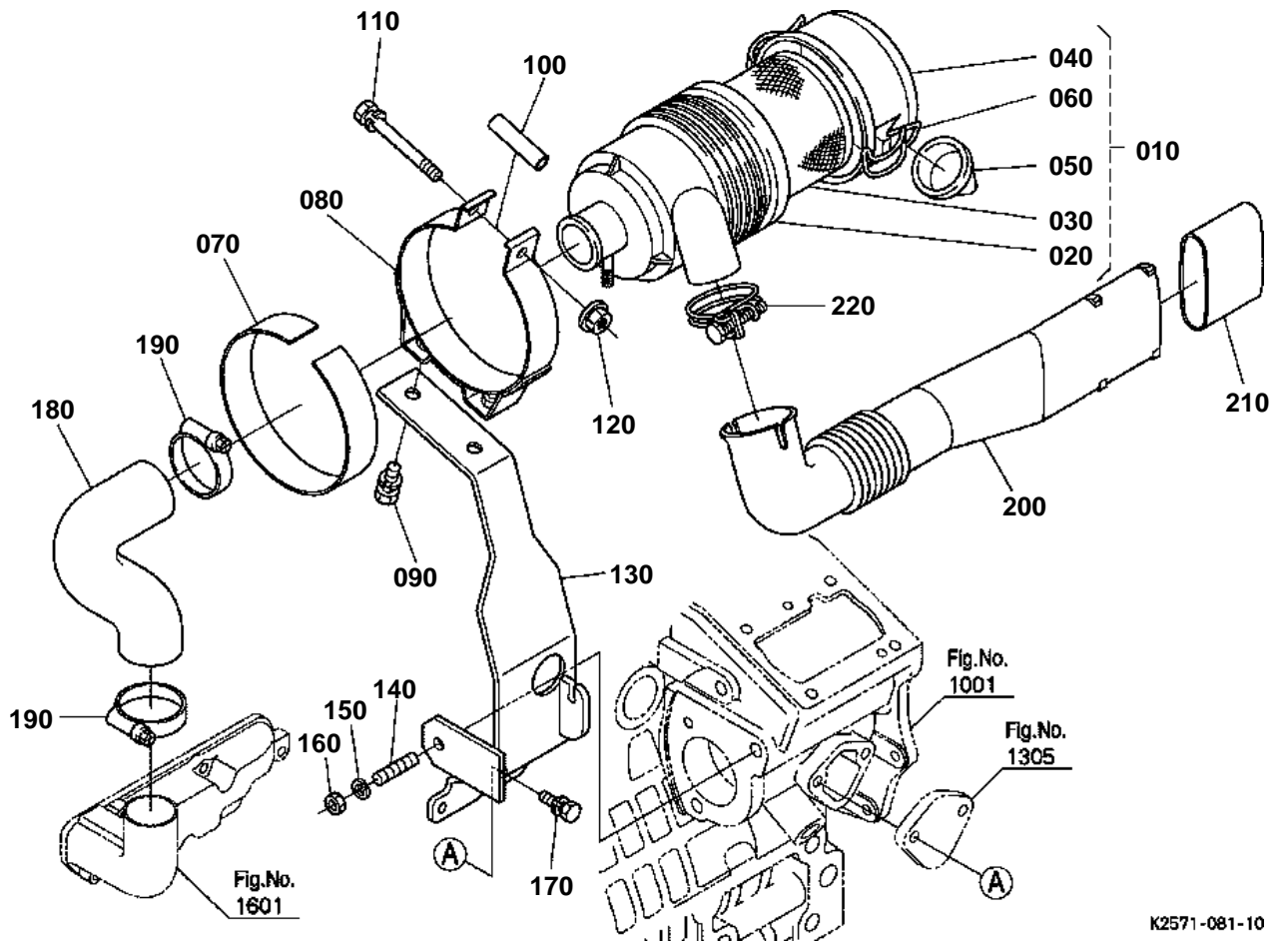


## PISTON KIT [OPTION]

↔ Interchangeable; ≠ not interchangeable; ← new for old; → old for new

REF.No	Part No.	Description	Q'ty	S.No.	I/C	REMARKS	Weight (kgf)	Weight (lb)
010	1G962-21002	KIT PISTON	1				0	0
020	1G962-21112	PISTON	3				0.27	0.594
030	1G460-21050	ASSY PISTON RING	3				0.037	0.0814
040	15261-21330	CIR CLIP PISTON PIN	6				0.001	0.0022
050	1G962-03310	GASKET CYL.HEAD	1				0.06	0.132
060	15221-33700	O RING	1				0.001	0.0022

AIR CLEANER



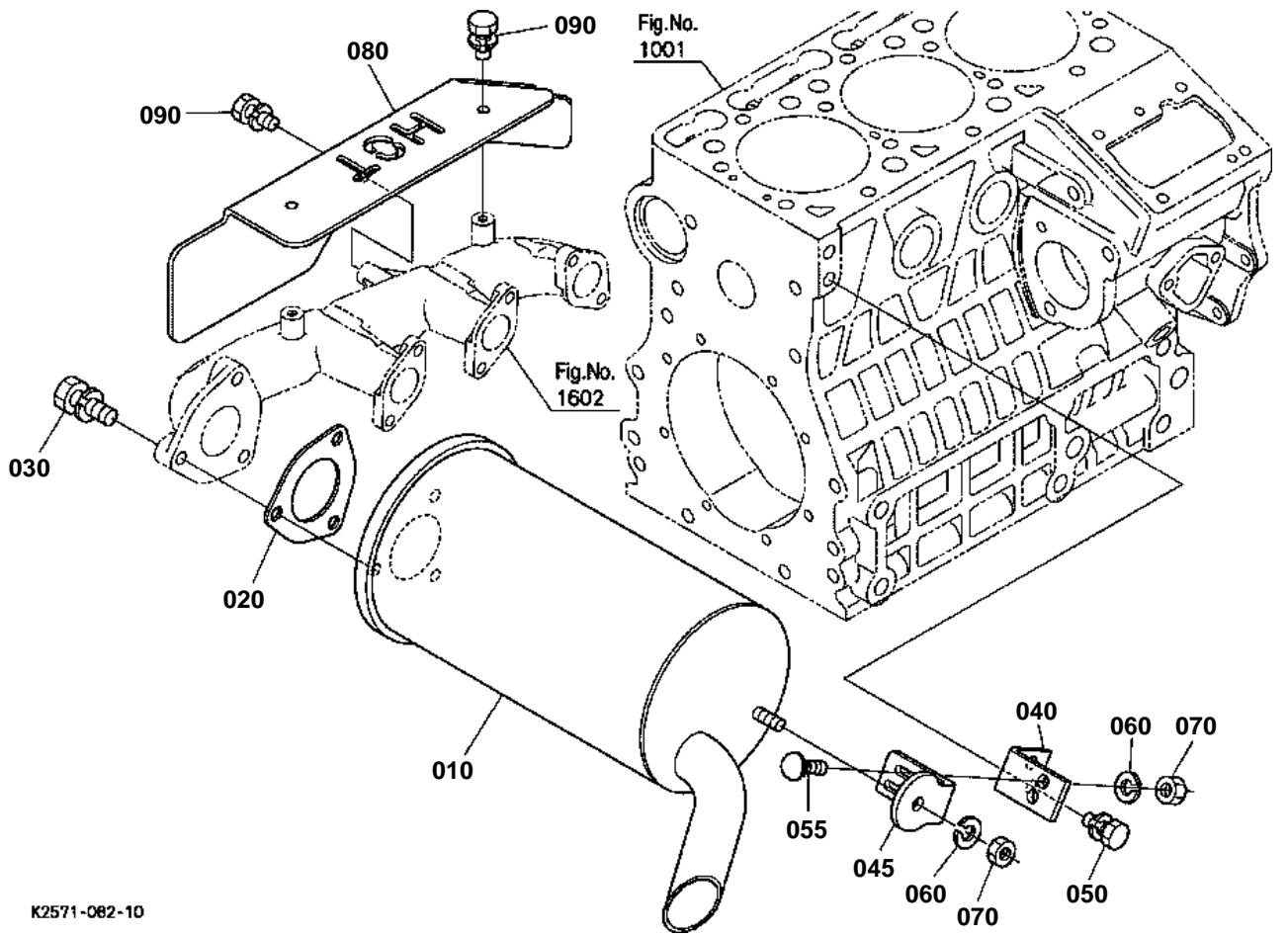
K2571-081-10

**AIR CLEANER**

↔ Interchangeable; ≠ not interchangeable; ← new for old; → old for new

REF.No	Part No.	Description	Q'ty	S.No.	I/C	REMARKS	Weight (kgf)	Weight (lb)
010	K1211-82110	AIR CLEANER ASSY	1				0.57	1.254
020	K1211-82310	BODY	1				0.23	0.506
030	K1211-82320	ELEMENT	1				0.26	0.572
040	K1211-82330	ASSY COVER	1				0.12	0.264
050	K1211-82340	DUST EJECTOR VALVE	1				0.018	0.0396
060	K1211-82350	CLIP	2				0.01	0.022
070	15371-11870	CUSHION	1				0.025	0.055
080	15371-11252	BAND AIR CLEANER	1				0.21	0.462
090	01123-50820	BOLT	2				0.011	0.0242
100	PA505-73160	COLLAR	1				0.015	0.033
110	01123-50870	BOLT	1				0.029	0.0638
120	02751-50080	NUT FLANGE	1				0.006	0.0132
130	K2521-82157	BRACKET AIR CLEANER	1				0.85	1.87
140	01513-50816	STUD	1				0.009	0.0198
150	04512-60080	WASHER SPRING	1				0.002	0.0044
160	02114-50080	NUT	1				0.005	0.011
170	01023-50620	BOLT	1				0.006	0.0132
180	K2521-82120	HOSE INLET	1				0.215	0.473
190	K1211-82170	BAND PIPE	2				0.03	0.066
200	K2561-82130	PIPE INTAKE	1				0.185	0.407
210	K2561-82160	CUSHION INTAKE PIPE	1				0.014	0.0308
220	09318-89052	CLAMP HOSE	1				0.03	0.066

MUFFLER



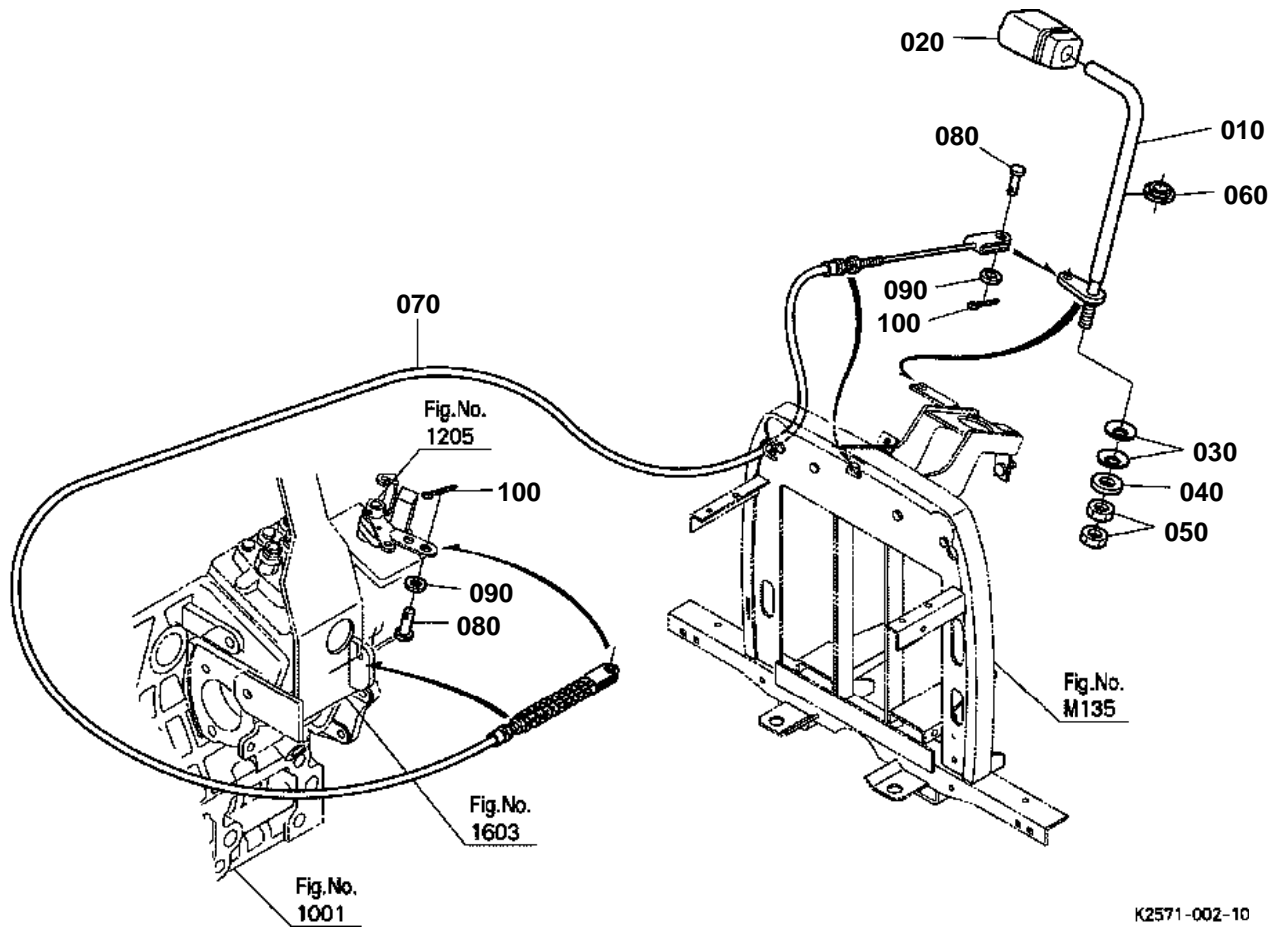


# MUFFLER

↔ Interchangeable; ≠ not interchangeable; ← new for old; → old for new

REF.No	Part No.	Description	Q'ty	S.No.	I/C	REMARKS	Weight (kgf)	Weight (lb)
010	K2571-83110	COMP.MUFFLER	1				0	0
020	15862-12230	GASKET MUFFLER NA	1				0.015	0.033
030	01123-50820	BOLT	3				0.011	0.0242
040	K2571-82132	STAY MUFFLER	1				0	0
045	K2571-82230	STAY MUFFLER	1				0	0
050	01123-60814	BOLT	2				0.01	0.022
055	K1122-91320	BOLT SHORT SQU.NECK	2				0.01	0.022
060	04512-60080	WASHER SPRING	3				0.002	0.0044
070	02114-50080	NUT	3				0.005	0.011
080	K2561-83224	COVER HEAT PROOF	1				0.49	1.078
090	01023-50610	BOLT	3				0.005	0.011

ACCELERATOR LEVER



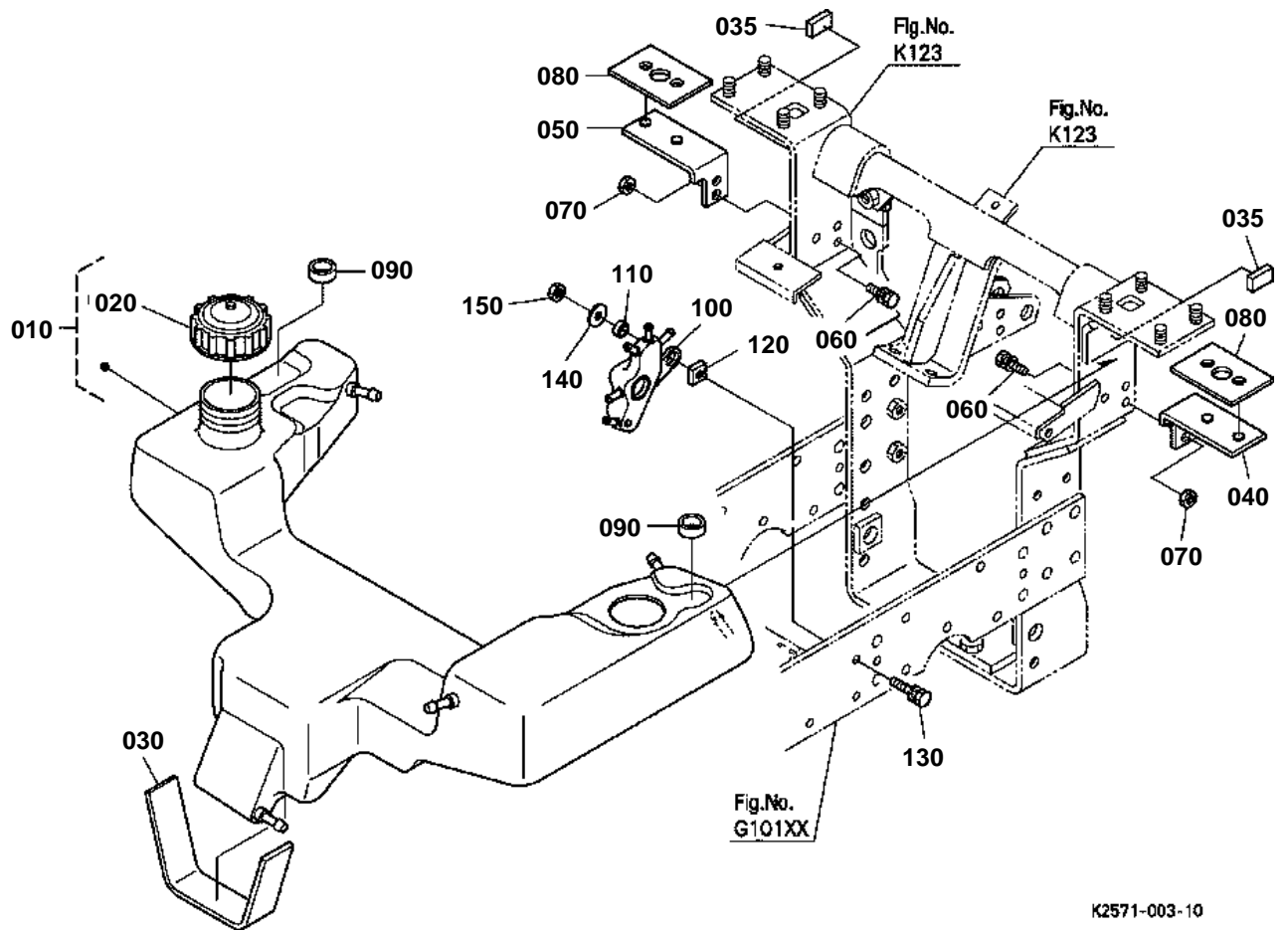


## ACCELERATOR LEVER

↔ Interchangeable; ≠ not interchangeable; ← new for old; → old for new

REF.No	Part No.	Description	Q'ty	S.No.	I/C	REMARKS	Weight (kgf)	Weight (lb)
010	K2561-45120	LEVER ACCEL.	1				0.198	0.4356
020	K2561-45210	GRIP	1				0.031	0.0682
030	66116-51530	SPRING PLATE	2				0.003	0.0066
040	04015-60080	WASHER PLAIN	1				0.01	0.022
050	02114-50080	NUT	2				0.005	0.011
060	K2561-45160	COVER ACCEL.LEVER	1				0.01	0.022
070	K2521-45150	WIRE ENGINE	1				0.17	0.374
080	75599-51112	PIN CLEVIS	2				0.005	0.011
090	04013-60060	WASHER PLAIN	2				0.001	0.0022
100	75599-53152	PIN COTTER	2				0.001	0.0022

FUEL TANK



K2571-003-10



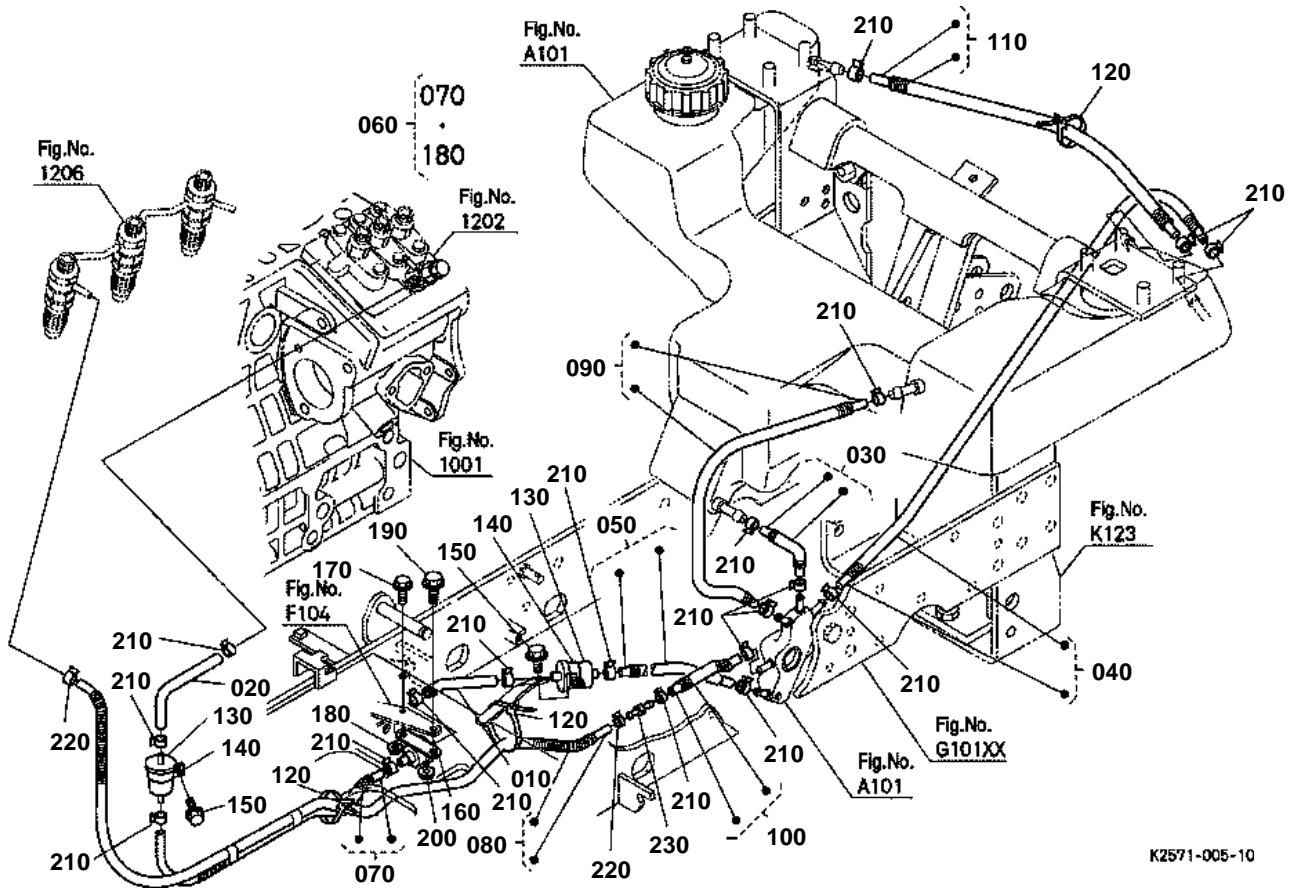


## FUEL TANK

↔ Interchangeable; ≠ not interchangeable; ← new for old; → old for new

REF.No	Part No.	Description	Q'ty	S.No.	I/C	REMARKS	Weight (kgf)	Weight (lb)
010	K2561-54700	ASSY TANK FUEL	1				6.5	14.3
020	K1211-24120	CAP FUEL	1				0.1	0.22
030	K2561-54780	CUSHION TANK FRONT	1				0.029	0.0638
035	K2561-54850	CUSHION TANK	2				0.002	0.0044
040	K2561-54810	STAY FUEL TANK LH	1				0	0
050	K2561-54820	STAY FUEL TANK RH	1				0	0
060	01133-51030	BOLT	4				0.025	0.055
070	02118-50100	NUT	4				0.005	0.011
080	K2561-54830	CUSHION TANK REAR LO	2				0.08	0.176
090	K2561-54840	CUSHION TANK REAR UP	2				0.018	0.0396
100	K2561-54910	TANK FUEL	1				0.05	0.11
110	K2561-54920	COLLAR TANK	1				0.011	0.0242
120	K2561-54930	PLATE TANK	1				0.035	0.077
130	01133-51045	BOLT	1				0.034	0.0748
140	04015-50100	WASHER PLAIN	1				0.016	0.0352
150	02118-50100	NUT	1				0.005	0.011

FUEL PIPE



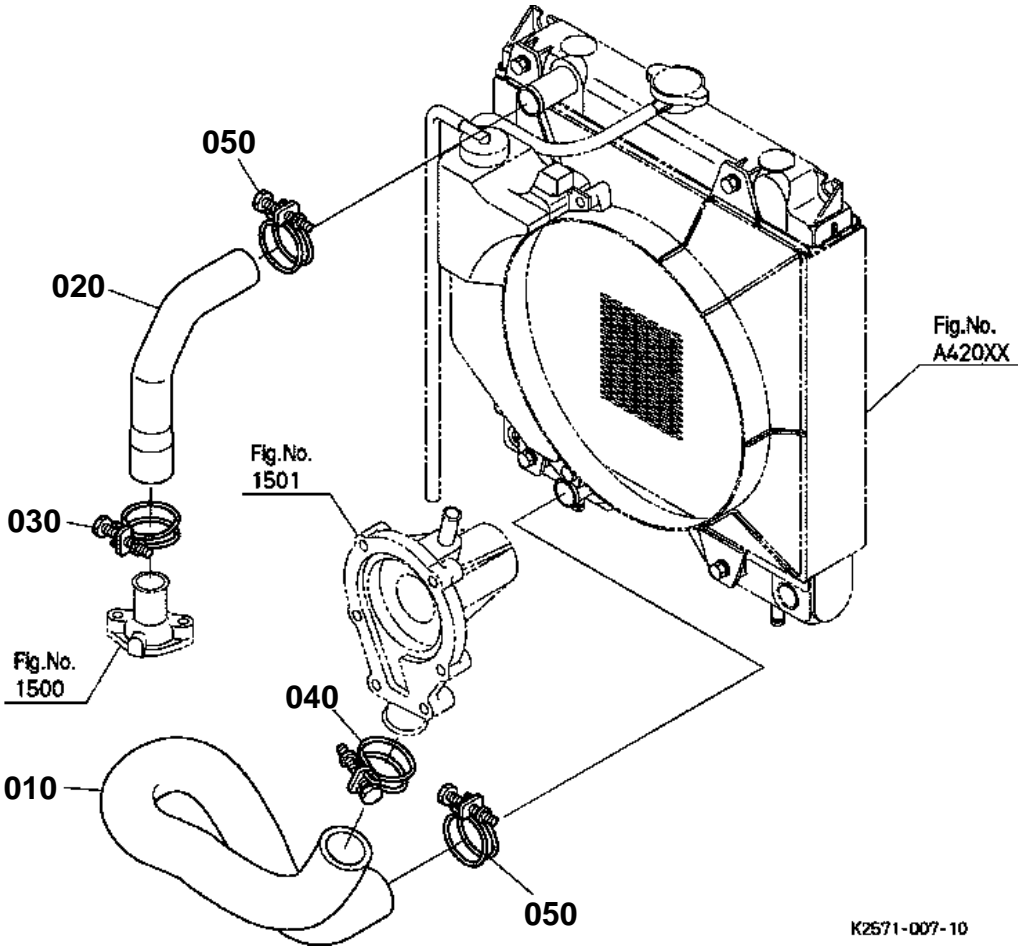
K2571-005-10

**FUEL PIPE**

↔ Interchangeable; ≠ not interchangeable; ← new for old; → old for new

REF.No	Part No.	Description	Q'ty	S.No.	I/C	REMARKS	Weight (kgf)	Weight (lb)
010	K2561-24420	TUBE FUEL	1				0.015	0.033
020	K2561-24430	TUBE FUEL	1				0.03	0.066
030	K2561-24110	ASSY TUBE FUEL TF	1				0.047	0.1034
040	K2561-24100	ASSY TUBE FUEL TR	1				0.14	0.308
050	K2561-24040	ASSY TUBE FUEL	1				0.063	0.1386
060	K2521-24010	ASSY HOSE FUEL 4R	1				0.29	0.638
070	K2521-24050	ASSY HOSE FUEL 4	1				0.14	0.308
080	K2561-24080	ASSY TUBE FUEL RE.	1				0.165	0.363
090	K2561-24090	ASSY TUBE FUEL RE.	1				0.1	0.22
100	K2561-24070	ASSY TUBE FUEL RE.	1				0.04	0.088
110	K2561-24060	ASSY TUBE FUEL BR.	1				0.01	0.022
120	K1122-61230	CLAMP CORD	3				0.001	0.0022
130	12581-43012	ASSY FILTER FUEL	2				0.035	0.077
140	66103-58330	BAND FILTER	2				0.01	0.022
150	01754-50620	BOLT FLANGE	2				0.007	0.0154
160	RC601-51350	ASSY PUMP FUEL	1				0.31	0.682
170	01754-50625	BOLT FLANGE	1				0.008	0.0176
180	02751-50060	NUT FLANGE	1				0.005	0.011
190	01754-50825	BOLT FLANGE	1				0.01	0.022
200	02751-50080	NUT FLANGE	1				0.006	0.0132
210	09318-88125	CLAMP HOSE	18				0.001	0.0022
220	09318-88095	CLAMP HOSE	2				0.002	0.0044
230	K2561-24550	JOINT PIPE FUEL	1				0.008	0.0176

WATER PIPE



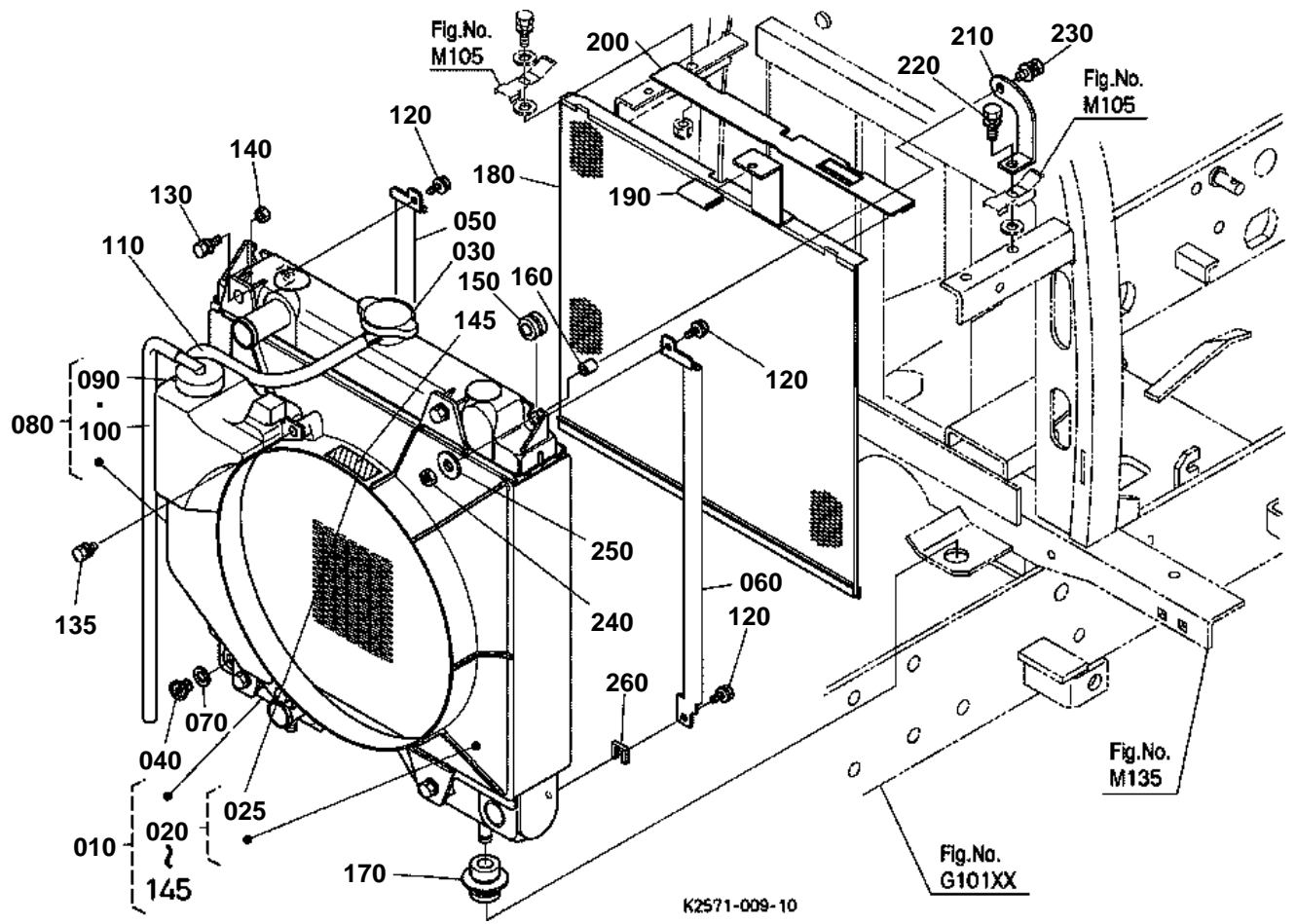


## WATER PIPE

↔ Interchangeable; ≠ not interchangeable; ← new for old; → old for new

REF.No	Part No.	Description	Q'ty	S.No.	I/C	REMARKS	Weight (kgf)	Weight (lb)
010	K2511-85150	HOSE WATER LOWER	1				0.19	0.418
020	K2571-85160	PIPE WATER	1				0	0
030	09318-89039	CLAMP HOSE	1				0.02	0.044
040	67980-58640	CLAMP HOSE	1				0.02	0.044
050	09318-89036	CLAMP HOSE	2				0.025	0.055

# RADIATOR

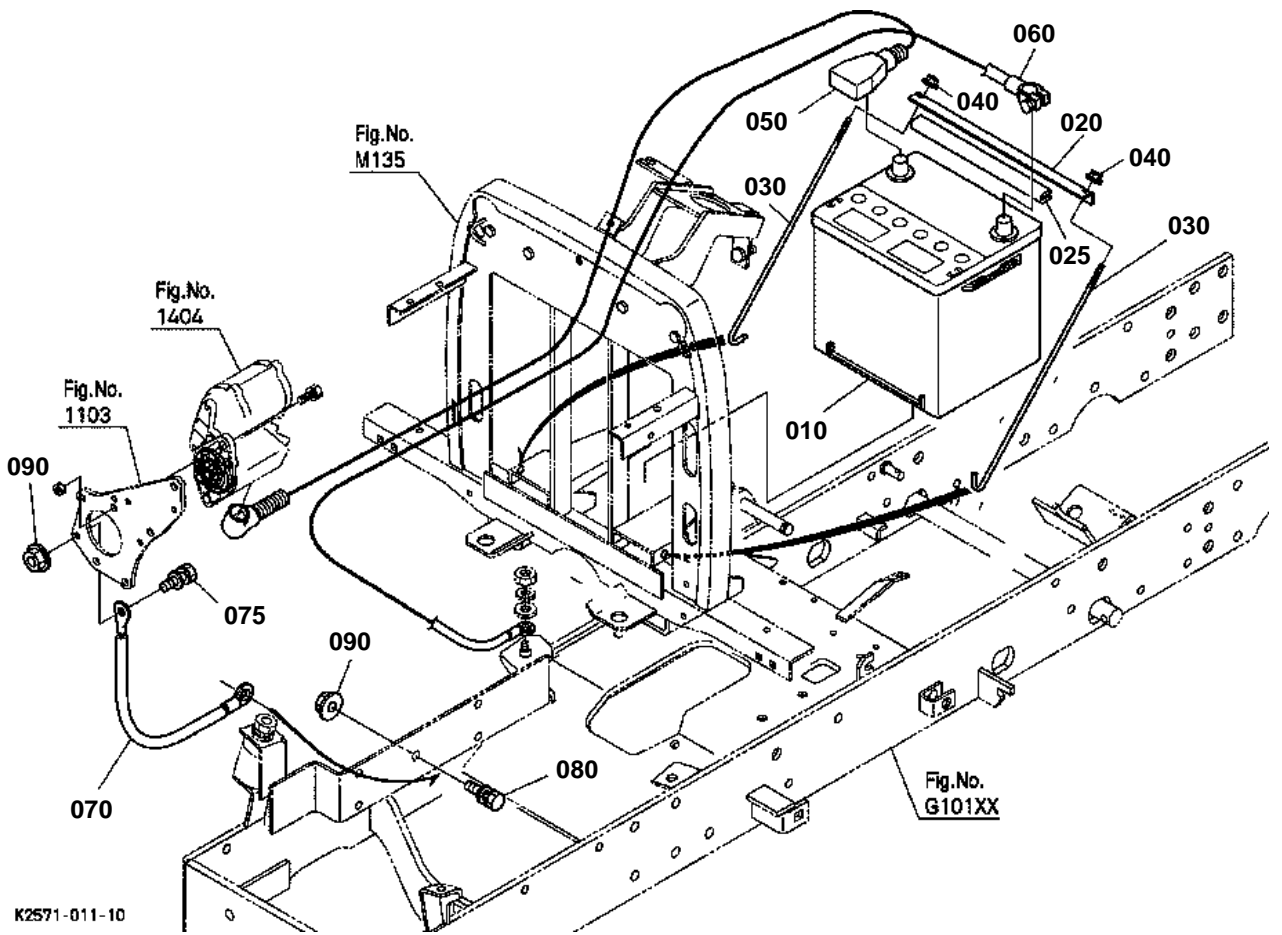


**RADIATOR**

↔ Interchangeable; ≠ not interchangeable; ← new for old; → old for new

REF.No	Part No.	Description	Q'ty	S.No.	I/C	REMARKS	Weight (kgf)	Weight (lb)
010	K2571-98510	KIT RADIATOR(D905)	1				0	0
020	K2571-98520	KIT SHROUD(D905)	1				0	0
025	6C090-49580	LABEL FAN WARNING	1				0.005	0.011
030	56930-25870	ASSY CAP	1				0.04	0.088
040	K2561-85250	COCK DRAIN	1				0.002	0.0044
050	K2561-85230	NET GUIDE RH	1				0.08	0.176
060	K2561-85240	NET GUIDE LH	1				0.08	0.176
070	16851-96690	GASKET	1				0.002	0.0044
080	K2110-85280	COMP.TANK RESERVE	1				0.21	0.462
090	16851-72420	CAP	1				0.05	0.11
100	16851-72440	PIPE OVER FLOW	1				0.04	0.088
110	K1211-85290	PIPE WATER OVER FLOW	1				0.04	0.088
120	16851-93710	SCREW	4				0.03	0.066
130	01027-50616	BOLT	4				0.01	0.022
135	01025-50612	BOLT	3				0.005	0.011
140	K1211-85270	NUT	4				0.003	0.0066
145	6C090-49580	LABEL FAN WARNING	1				0.005	0.011
150	K2561-85020	CUSHION UPPER	1				0.009	0.0198
160	K2561-85040	COLLAR	1				0.005	0.011
170	16851-72190	CUSHION UNDER	2				0.05	0.11
180	K2561-85414	NET RADIATOR	1				0.37	0.814
190	K2561-85420	COVER	1				0.01	0.022
200	K2571-85450	TRIM SASH	1				0	0
210	K2561-85430	STAY RADIATOR	1				0.039	0.0858
220	01123-50820	BOLT	1				0.011	0.0242
230	01025-50625	BOLT	1				0.01	0.022
240	02014-50060	NUT	1				0.002	0.0044
250	04015-60060	WASHER PLAIN	1				0.005	0.011
260	K2561-57360	SPONGE BOSS	2				0.001	0.0022

BATTERY





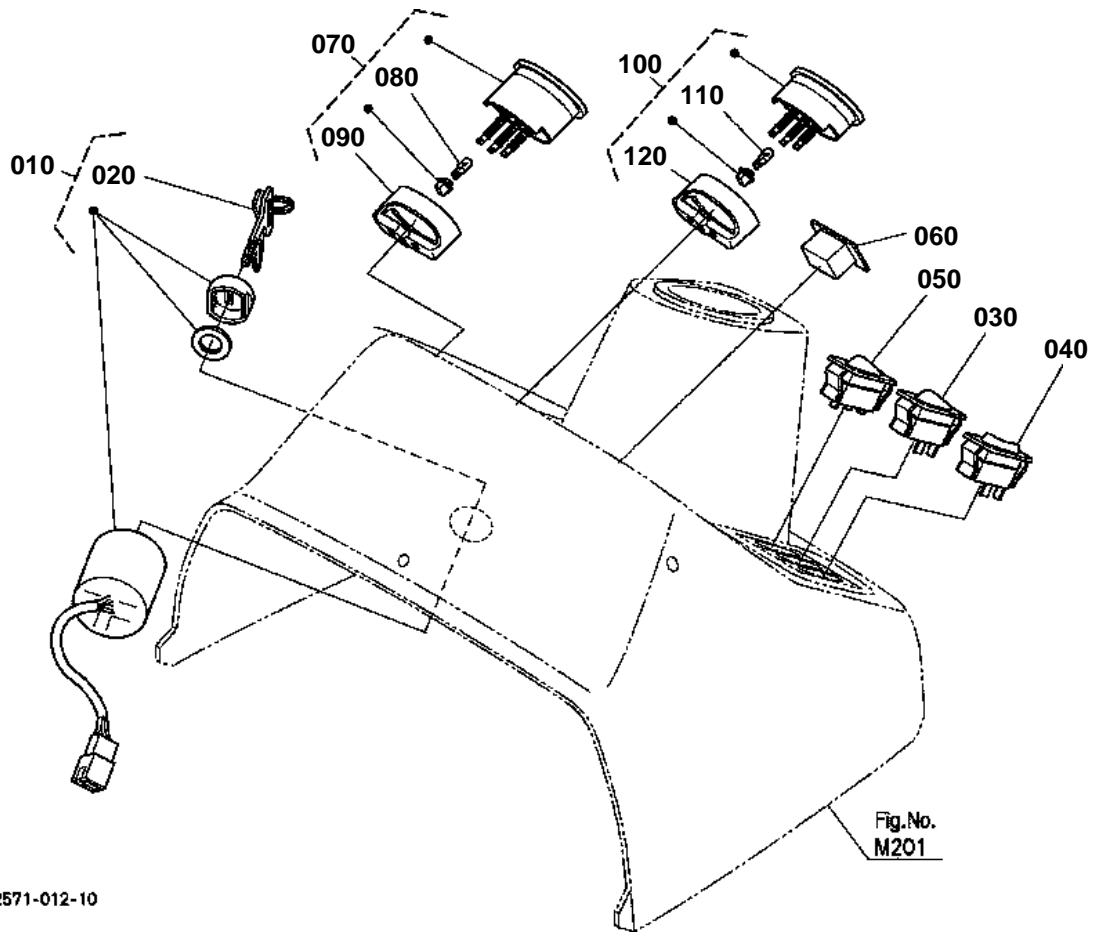


# BATTERY

↔ Interchangeable; ≠ not interchangeable; ← new for old; → old for new

REF.No	Part No.	Description	Q'ty	S.No.	I/C	REMARKS	Weight (kgf)	Weight (lb)
010	99999-99999	BATTERY F/FA	1			26RA	0	0
020	K2561-61120	HOLDER BATTERY	1				0.172	0.3784
025	K2561-61160	TRIM BATTERY	1				0.03	0.066
030	K2561-61130	ROD BATTERY	2				0.05	0.11
040	02751-50060	NUT FLANGE	2				0.005	0.011
050	K2561-61310	CABLE BATTERY(+)	1				0.32	0.704
060	K2561-61350	CABLE BATTERY(-)	1				0.271	0.5962
070	K1211-61360	CABLE BATTERY(-)	1				0.05	0.11
075	01125-60820	BOLT	1				0.015	0.033
080	01125-50825	BOLT	1				0.018	0.0396
090	02751-50080	NUT FLANGE	2				0.006	0.0132

PANEL BOARD



K2571-012-10

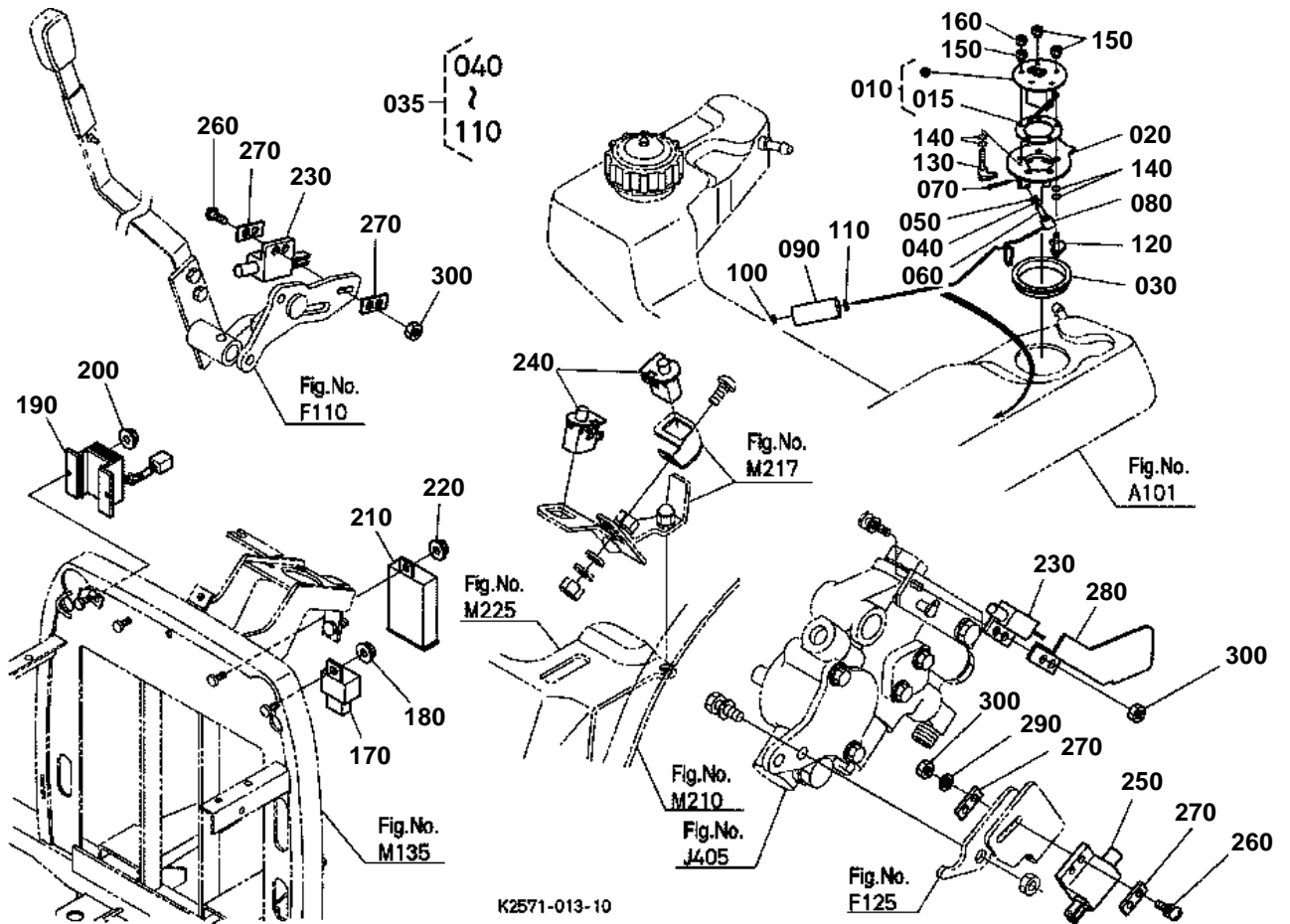


PANEL BOARD

↔ Interchangeable; ≠ not interchangeable; ← new for old; → old for new

REF.No	Part No.	Description	Q'ty	S.No.	I/C	REMARKS	Weight (kgf)	Weight (lb)
010	66101-55200	ASSY SWITCH STARTER	1				0.3	0.66
020	37410-55150	KEY STARTER	1				0.025	0.055
030	K1122-62210	SWITCH LIGHT	1				0.018	0.0396
040	K2561-62220	SWITCH FLASHER	1				0.019	0.0418
050	K2561-62230	SWITCH HAZARD	1				0.022	0.0484
060	K2561-62510	METER HOUR	1				0.12	0.264
070	K2561-62520	ASSY METER FUEL	1				0.1	0.22
080	K2561-62580	BULB LAMP METER	1				0.002	0.0044
090	K2561-62590	CLAMP FUEL	1				0.022	0.0484
100	K2561-62530	ASSY METER THERMO	1				0.08	0.176
110	K2561-62580	BULB LAMP METER	1				0.002	0.0044
120	K2561-62590	CLAMP FUEL	1				0.022	0.0484

SWITCH/SENSOR

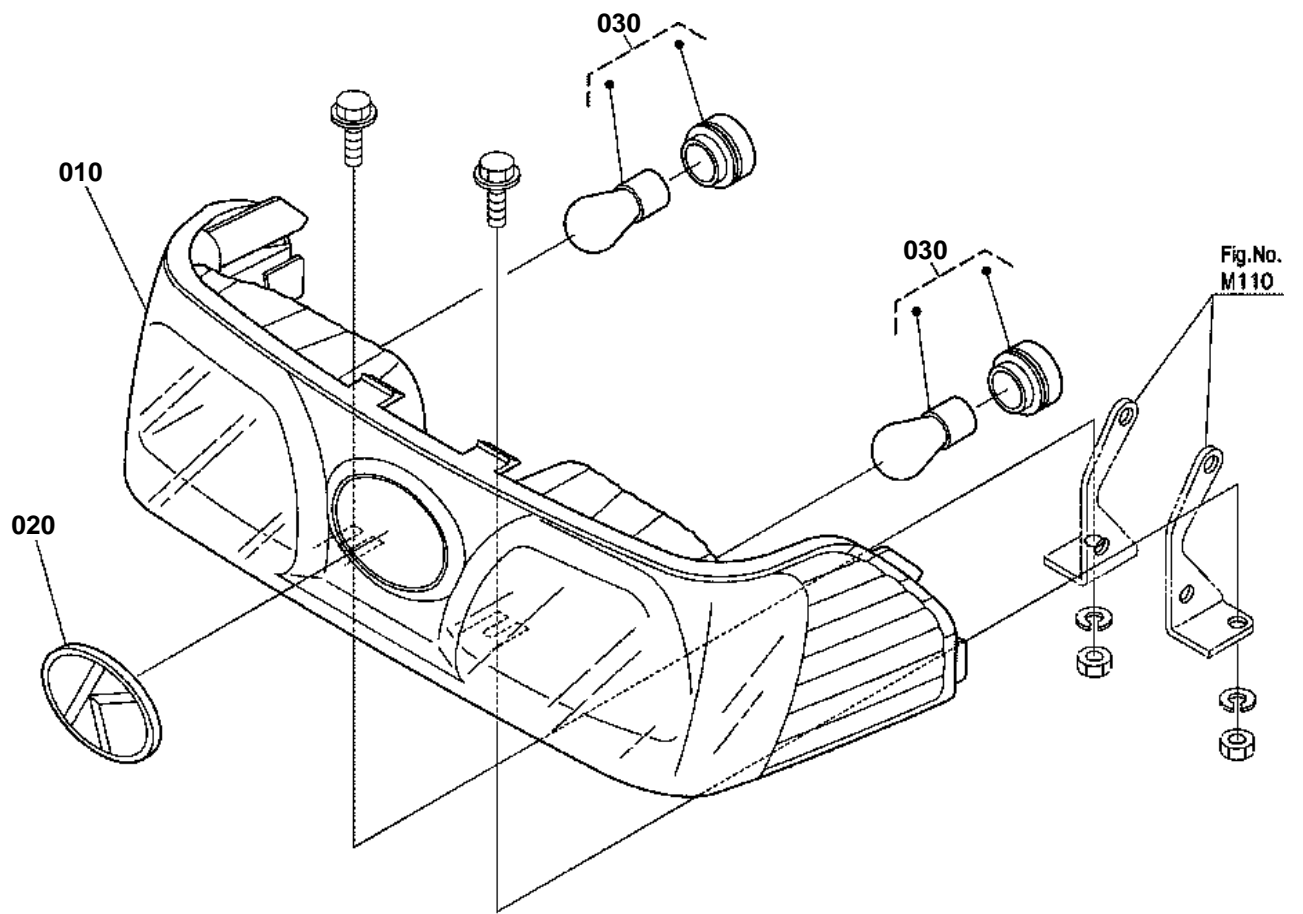


**SWITCH/SENSOR**

↔ Interchangeable; ≠ not interchangeable; ← new for old; → old for new

REF.No	Part No.	Description	Q'ty	S.No.	I/C	REMARKS	Weight (kgf)	Weight (lb)
010	K2561-61370	SENSOR FUEL	1				0.12	0.264
015	6A100-54790	GASKET GAUGE	1				0.01	0.022
020	K2561-61386	STAY SENSOR FUEL	1				0	0
030	K2561-61392	BUSH SENSOR FUEL	1				0.02	0.044
035	K2561-96132	FUEL FLOAT KIT	1				0.3	0.66
040	K2561-61440	BEARING BALL	1				0.003	0.0066
050	04611-00160	CIR CLIP INTERNAL	1				0.001	0.0022
060	K2561-61460	PIN JOINT	1				0.012	0.0264
070	05511-50218	PIN SPLIT	1				0.001	0.0022
080	K2561-61413	ARM FUEL FLOAT	1				0.04	0.088
090	K2561-61420	FLOAT LEVELER FUEL	1				0.016	0.0352
100	K2561-61430	WASHER	1				0.001	0.0022
110	K2561-61450	WASHER PLAIN	1				0.001	0.0022
120	K2561-61480	BOLT CLAMP	4				0.007	0.0154
130	K2561-61490	BOLT CLAMP L	1				0.009	0.0198
140	04816-00050	O RING	10				0.001	0.0022
150	02552-50050	NUT LOCK	5				0.013	0.0286
160	02054-50050	NUT	1				0.002	0.0044
170	T0070-31410	TIMER KEY STOP	1				0.065	0.143
180	02751-50060	NUT FLANGE	1				0.005	0.011
190	K2561-62050	REGULATOR	1				0.25	0.55
200	02751-50060	NUT FLANGE	2				0.005	0.011
210	3F240-75430	UNIT FLASHER	1				0.06	0.132
220	02751-50060	NUT FLANGE	1				0.005	0.011
230	K1122-62250	SWITCH SAFETY	2				0.02	0.044
240	K1122-62280	SWITCH SEAT	2				0.011	0.0242
250	K2561-62250	SWITCH SAFETY	1				0.017	0.0374
260	03024-50420	SCREW WITH WASHER	4				0.002	0.0044
270	K2561-62260	PLATE SWITCH	4				0.001	0.0022
280	K2561-62270	BRACKET SWITCH	1				0.023	0.0506
290	04512-60040	WASHER SPRING	2				0.002	0.0044
300	02054-50040	NUT	6				0.001	0.0022

HEAD RIGHT



K2571-014-10

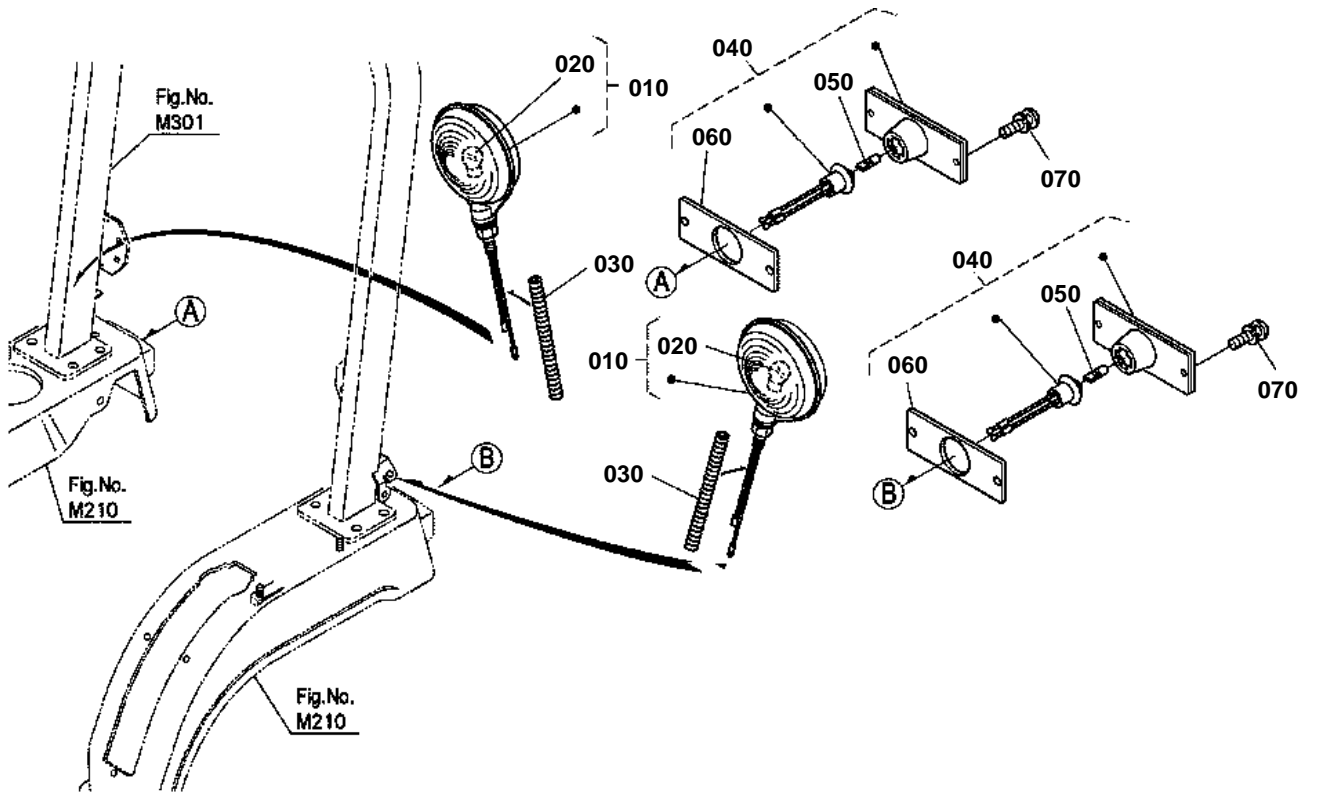


# HEAD RIGHT

↔ Interchangeable; ≠ not interchangeable; ← new for old; → old for new

REF.No	Part No.	Description	Q'ty	S.No.	I/C	REMARKS	Weight (kgf)	Weight (lb)
010	K2571-54310	ASSY LAMP HEAD	1				0	0
020	T1060-49500	MARK SYMBOL	1				0.01	0.022
030	K2571-54320	ASSY VALVE	2				0	0

HAZARD LIGHT/TAIL LIGHT



K2571-015-10



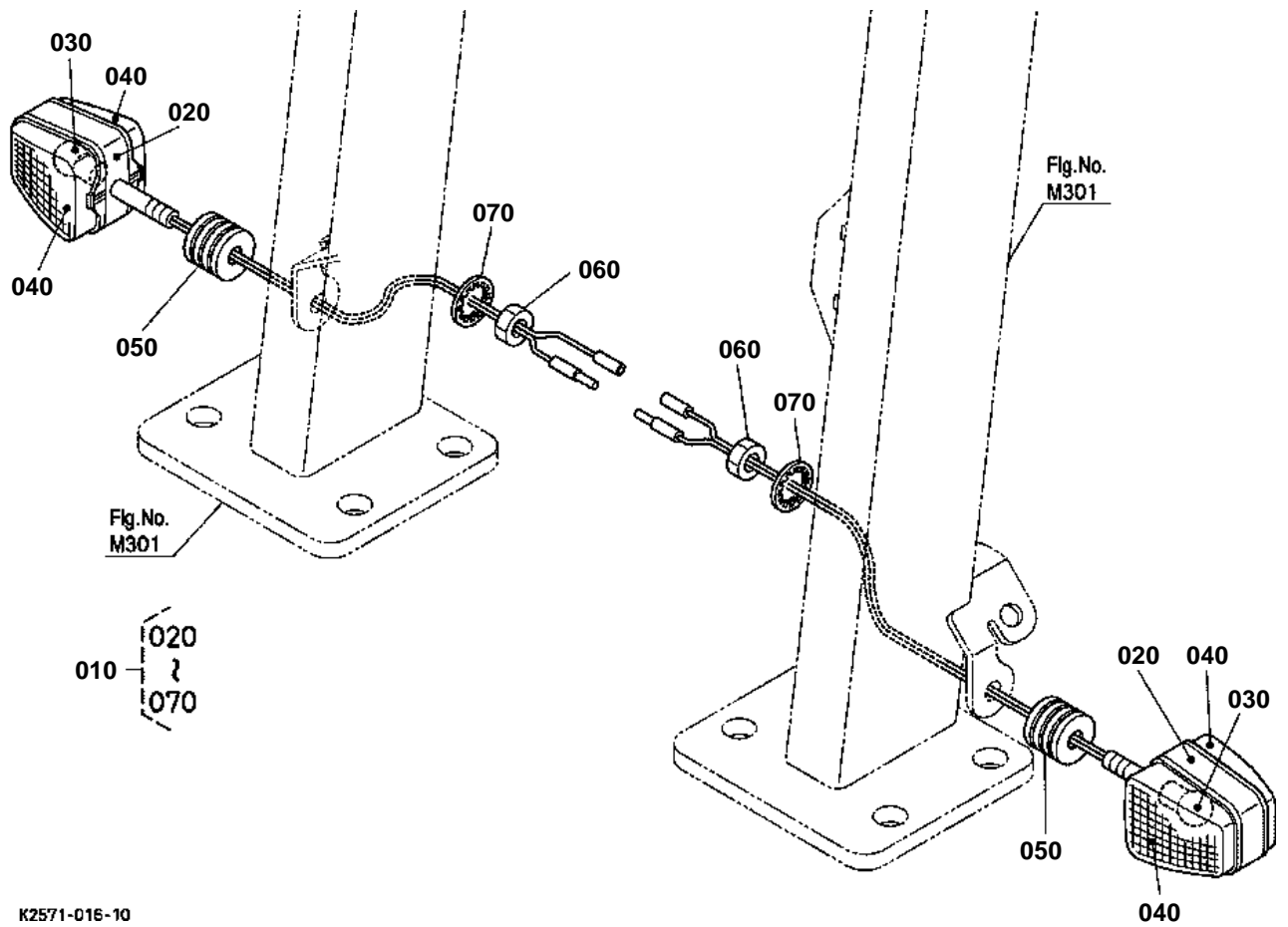


## HAZARD LIGHT/TAIL LIGHT

↔ Interchangeable; ≠ not interchangeable; ← new for old; → old for new

REF.No	Part No.	Description	Q'ty	S.No.	I/C	REMARKS	Weight (kgf)	Weight (lb)
010	K2561-62610	ASSY LAMP HAZARD	2				0.2	0.44
020	K2561-62650	BULB LAMP	2			32W	0	0
030	K2561-62620	TUBE GUARD HAZARD	2				0.009	0.0198
040	K2561-62710	ASSY LIGHT TAIL	2				0.108	0.2376
050	K2561-62740	BULB TAIL LAMP	2				0	0
060	K2561-62750	GASKET TAIL LAMP	2				0	0
070	03024-50425	SCREW WITH WASHER	4				0.003	0.0066

WINKER LAMP



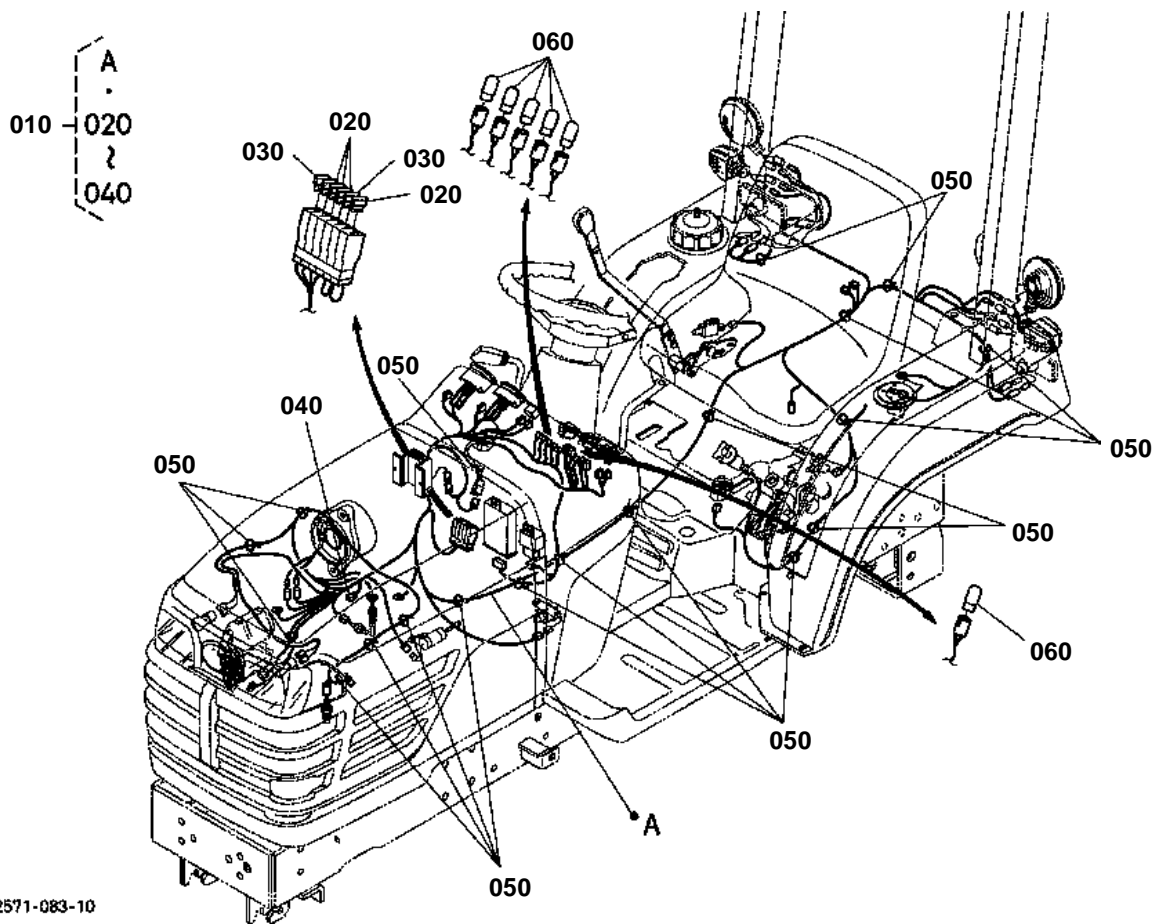
K2571-016-10

**WINKER LAMP**

↔ Interchangeable; ≠ not interchangeable; ← new for old; → old for new

REF.No	Part No.	Description	Q'ty	S.No.	I/C	REMARKS	Weight (kgf)	Weight (lb)
010	K2561-62630	LAMP TURN SIGNAL	2				0.12	0.264
020	37410-52710	ASSY BODY	2				0.055	0.121
030	37410-52720	BULB	2			20W	0.02	0.044
040	37410-52730	LENS	4				0.025	0.055
050	37410-52740	GASKET	2				0.025	0.055
060	02116-50100	NUT	2				0.004	0.0088
070	04411-50100	WASHER TOOTHED	2				0.001	0.0022

# ELECTRICAL WIRING



K2571-083-10

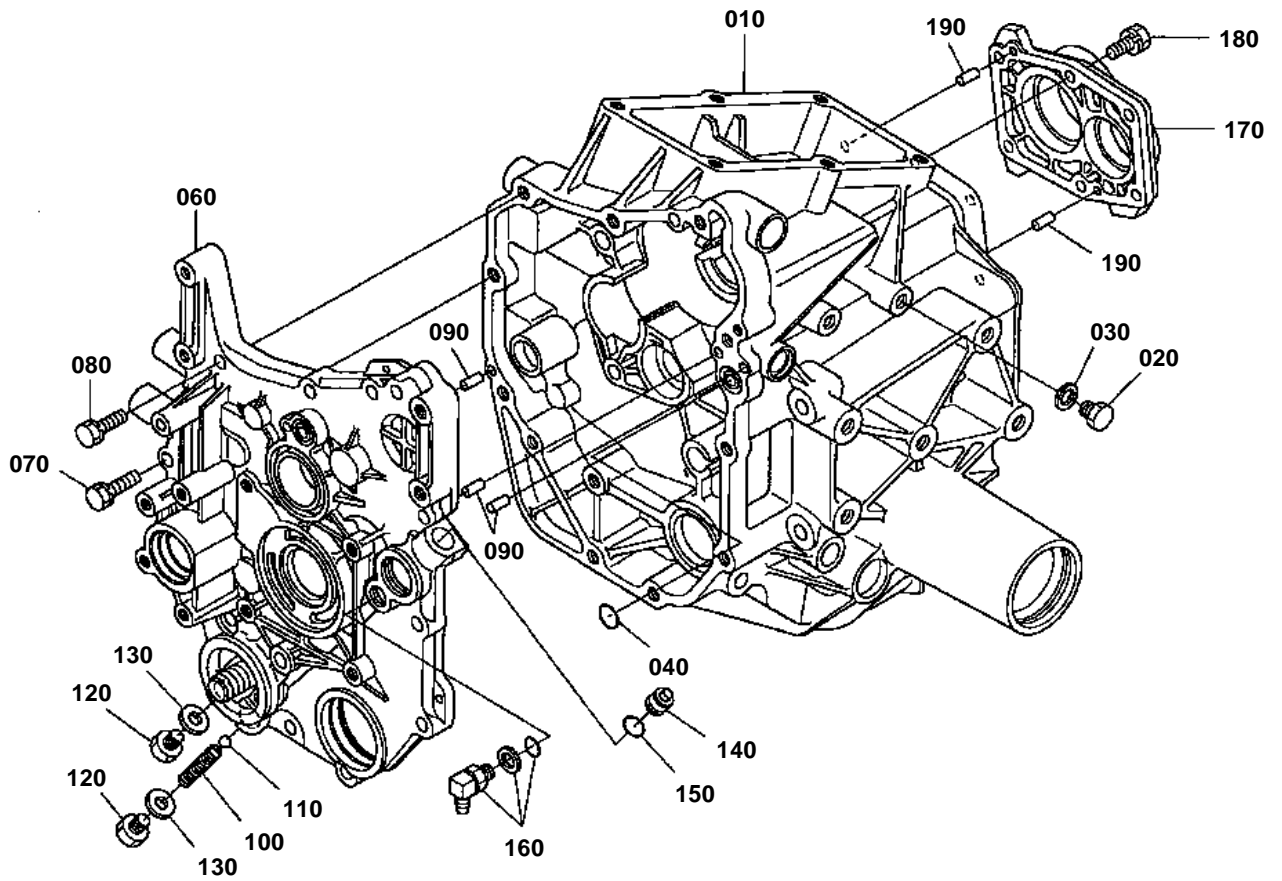


## ELECTRICAL WIRING

↔ Interchangeable; ≠ not interchangeable; ← new for old; → old for new

REF.No	Part No.	Description	Q'ty	S.No.	I/C	REMARKS	Weight (kgf)	Weight (lb)
010	K2561-63223	ASSY WIRE HARNESS	1				1.4	3.08
020	35820-75560	FUSE	4			15A	0.002	0.0044
030	36919-56650	FUSE	2			20A	0.002	0.0044
040	51950-29320	FUSE	1			30A	0.005	0.011
050	K1122-61230	CLAMP CORD	19				0.001	0.0022
060	K1142-62350	BULB	6				0.01	0.022

TRANSMISSION CASE



K2553-011-11

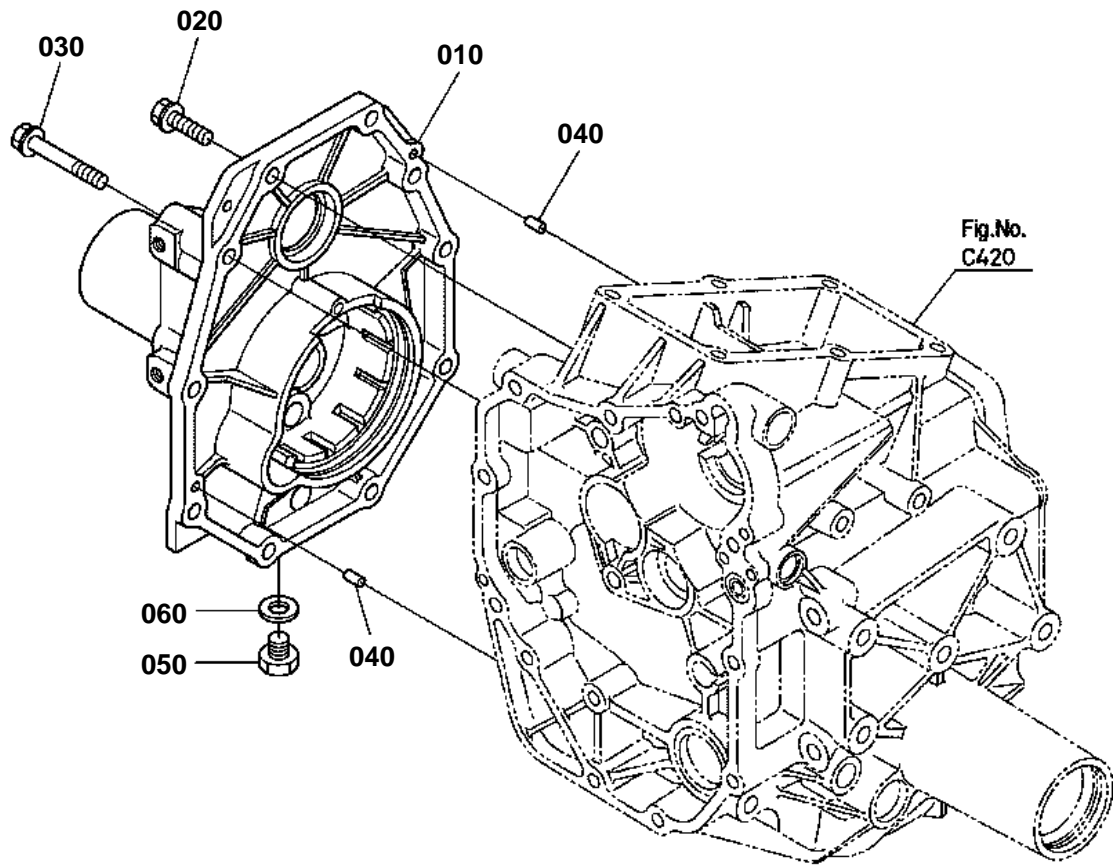


## TRANSMISSION CASE

↔ Interchangeable; ≠ not interchangeable; ← new for old; → old for new

REF.No	Part No.	Description	Q'ty	S.No.	I/C	REMARKS	Weight (kgf)	Weight (lb)
010	K2561-11016	CASE TRANSMISSION	1				10.7	23.54
020	06331-35014	PLUG	1				0.03	0.066
030	04717-01400	WASHER WITH RUBBER	1				0.003	0.0066
040	04817-00160	O RING	1				0.001	0.0022
050	99999-99999	BLANK	0				0	0
060	K2561-11114	COVER FRONT	1				2.6	5.72
070	01123-51060	BOLT	2				0.05	0.11
080	01123-51040	BOLT	9				0.03	0.066
090	05012-00614	PIN STRAIGHT	3				0.004	0.0088
100	K2561-11180	SPRING PTO	1				0.005	0.011
110	07715-03211	BALL	1				0.003	0.0066
120	06331-35014	PLUG	2				0.03	0.066
130	04717-01400	WASHER WITH RUBBER	2				0.003	0.0066
140	K2561-11140	PLUG	1				0.034	0.0748
150	04816-00140	O RING	1				0.002	0.0044
160	K2561-36630	CONNECTOR	1				0.06	0.132
170	K2561-11212	COVER REAR	1				0.38	0.836
180	01123-51030	BOLT	6				0.025	0.055
190	05012-00614	PIN STRAIGHT	2				0.004	0.0088

REAR AXLE CASE



K2571-017-10



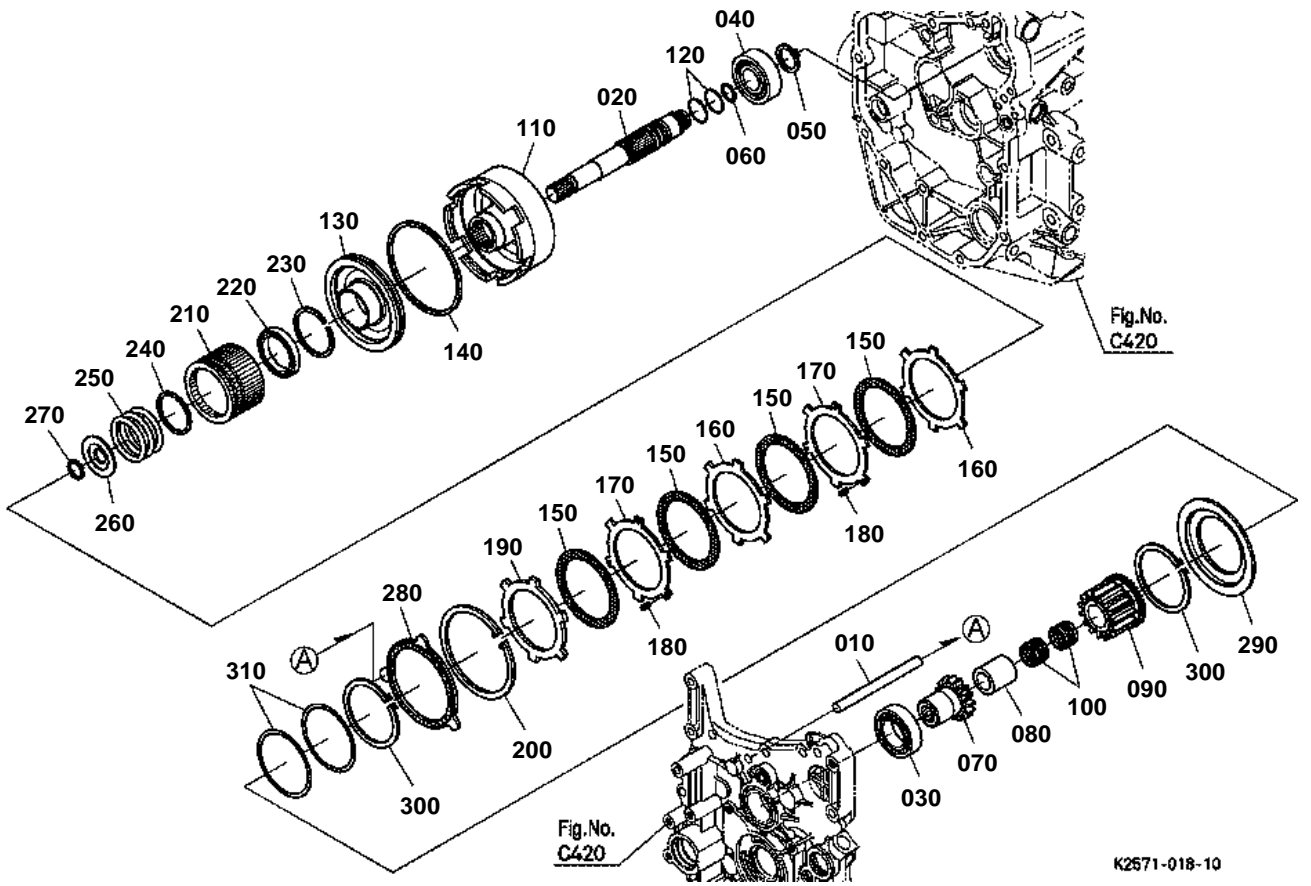


## REAR AXLE CASE

↔ Interchangeable; ≠ not interchangeable; ← new for old; → old for new

REF.No	Part No.	Description	Q'ty	S.No.	I/C	REMARKS	Weight (kgf)	Weight (lb)
010	K2561-11023	COVER AXLE R	1				3	6.6
020	01123-51040	BOLT	8				0.03	0.066
030	01123-51080	BOLT	2				0.051	0.1122
040	05012-00614	PIN STRAIGHT	2				0.004	0.0088
050	06331-35012	PLUG	1				0.022	0.0484
060	04717-01200	WASHER WITH RUBBER	1				0.002	0.0044

CLUTCH SHAFT/OUTPUT SHAFT



K2571-018-10

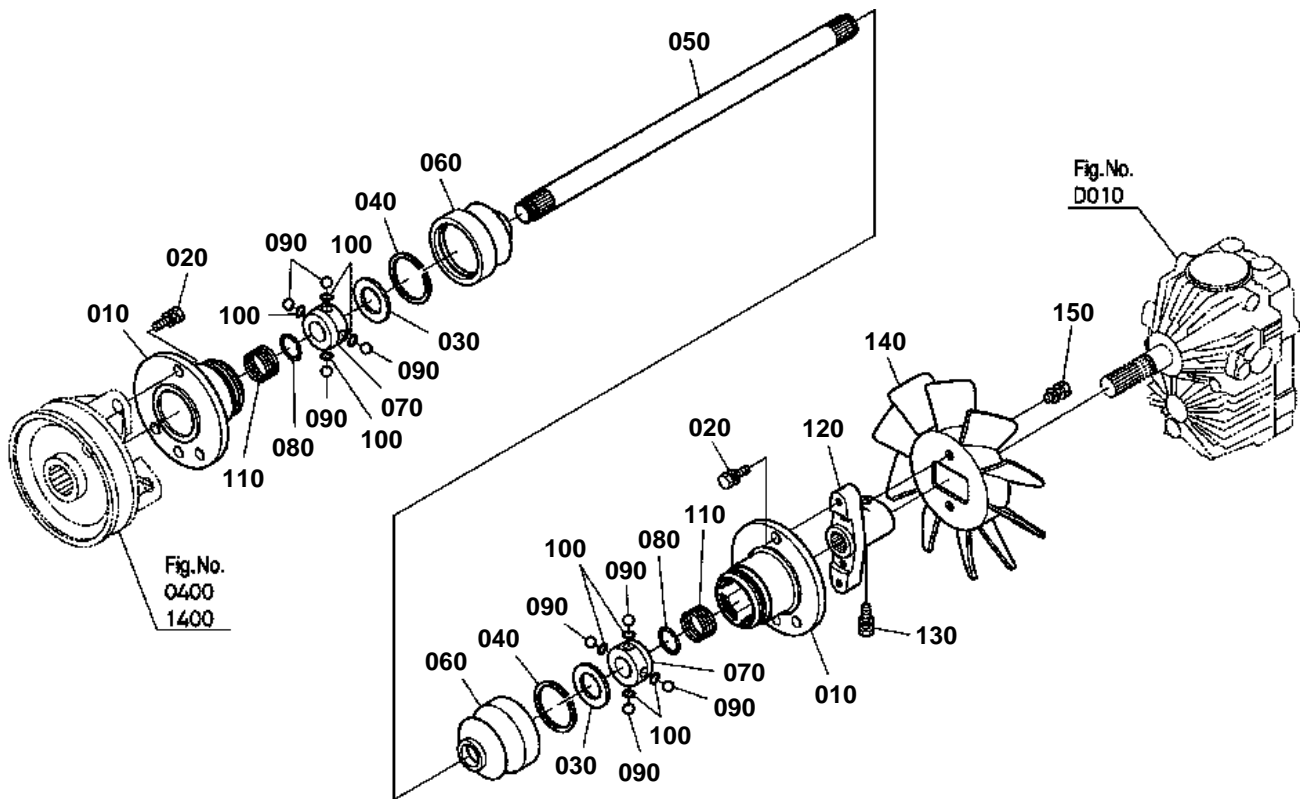


# CLUTCH SHAFT/OUTPUT SHAFT

↔ Interchangeable; ≠ not interchangeable; ← new for old; → old for new

REF.No	Part No.	Description	Q'ty	S.No.	I/C	REMARKS	Weight (kgf)	Weight (lb)
010	K2561-11130	SAHFT BRAKE DISK	1				0.05	0.11
020	K2561-11310	SHAFT CLUTCH	1				0.33	0.726
030	08101-06005	BEARING BALL	1				0.157	0.3454
040	08101-06204	BEARING BALL	1				0.102	0.2244
050	04612-00200	CIR CLIP EXTERNAL	1				0.001	0.0022
060	37410-75320	RING SEAL	1				0.01	0.022
070	K2561-11320	GEAR	1			13T	0.12	0.264
080	K2561-11330	COLLAR SPACER	1				0.08	0.176
090	K2561-11340	GEAR CLUTCH	1			12T	0.001	0.0022
100	08821-82213	BEARING NEEDLE	2				0.009	0.0198
110	K2561-11353	CASE CLUTCH	1				0.56	1.232
120	04816-05190	O RING	2				0.002	0.0044
130	K2561-11363	PISTON CLUTCH	1				0.26	0.572
140	37410-75370	D RING	1				0.002	0.0044
150	34070-15250	DISK CLUTCH	4				0.04	0.088
160	TA040-69070	PLATE	2				0.036	0.0792
170	TA040-69080	PLATE	2				0.036	0.0792
180	TA040-69090	RUBBER	6				0.001	0.0022
190	37410-75430	PLATE PRESSURE	1				0.065	0.143
200	04611-00920	CIR CLIP INTERNAL	1				0.04	0.088
210	K2561-13933	BOSS SPLINE CLUTCH	1				0.26	0.572
220	K2561-13960	BEARING BALL	1				0.03	0.066
230	K2561-13970	CIR-CLIP INTERNAL	1				0.004	0.0088
240	K2561-11390	COLLAR BEARING	1				0.005	0.011
250	K2561-11373	SPRING CLUTCH	1				0.045	0.099
260	K2561-11383	COLLAR SPRING	1				0.022	0.0484
270	04612-00220	CIR CLIP EXTERNAL	1				0.001	0.0022
280	K2561-13910	DISK BRAKE	1				0.06	0.132
290	K2561-13922	PRESSURE PLATE BRAKE	1				0.18	0.396
300	04612-00600	CIR CLIP EXTERNAL	2				0.012	0.0264
310	K2561-13940	SHIM BRAKE	2			0.5mm	0.005	0.011

PROPELLER SHAFT



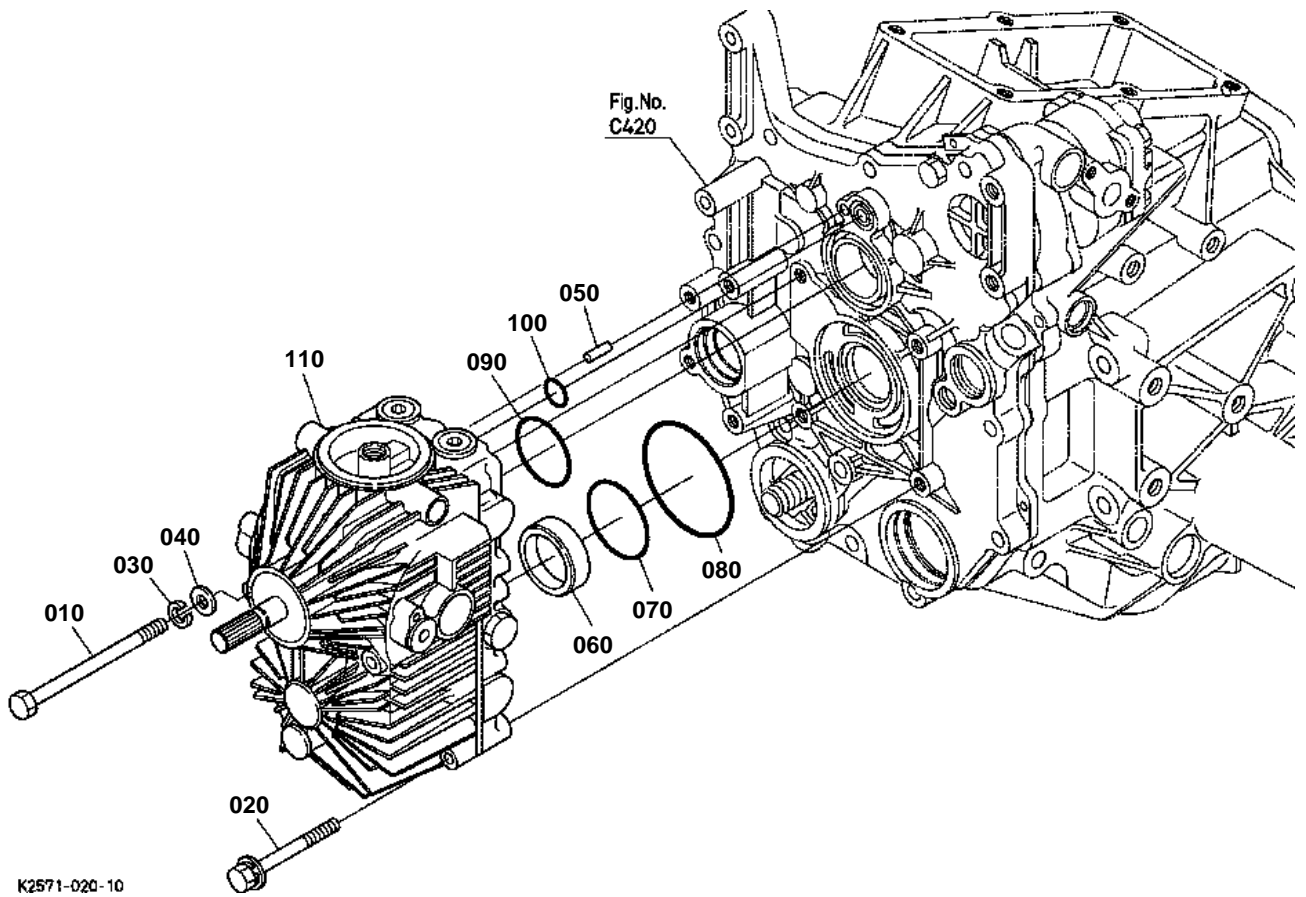
K2571-019-10



## PROPELLER SHAFT

↔ Interchangeable; ≠ not interchangeable; ← new for old; → old for new

REF.No	Part No.	Description	Q'ty	S.No.	I/C	REMARKS	Weight (kgf)	Weight (lb)
010	K2561-14110	COUPLING FRONT	2				0.86	1.892
020	01123-50825	BOLT	5				0.013	0.0286
030	K2561-14150	PLATE BALL JOINT	2				0.015	0.033
040	04611-00380	CIR CLIP INTERNAL	2				0.004	0.0088
050	K2561-14210	SHAFT PROPELLER	1				1.57	3.454
060	K2561-14130	COVER JOINT	2				0.024	0.0528
070	67211-14133	COUPLING BALL INNER	2				0.075	0.165
080	K2561-14140	CIR CLIP EXTERNAL	2				0.001	0.0022
090	07715-00803	BALL	8				0.004	0.0088
100	K2561-14160	O RING DAMPER	8				0.002	0.0044
110	62271-14340	SPRING STRG.CLUTCH	2				0.008	0.0176
120	K2561-14222	COUPLING REAR	1				0.32	0.704
130	01123-50830	BOLT	1				0.015	0.033
140	K2561-14250	FAN HST	1				0.098	0.2156
150	01125-60816	BOLT	2				0.01	0.022

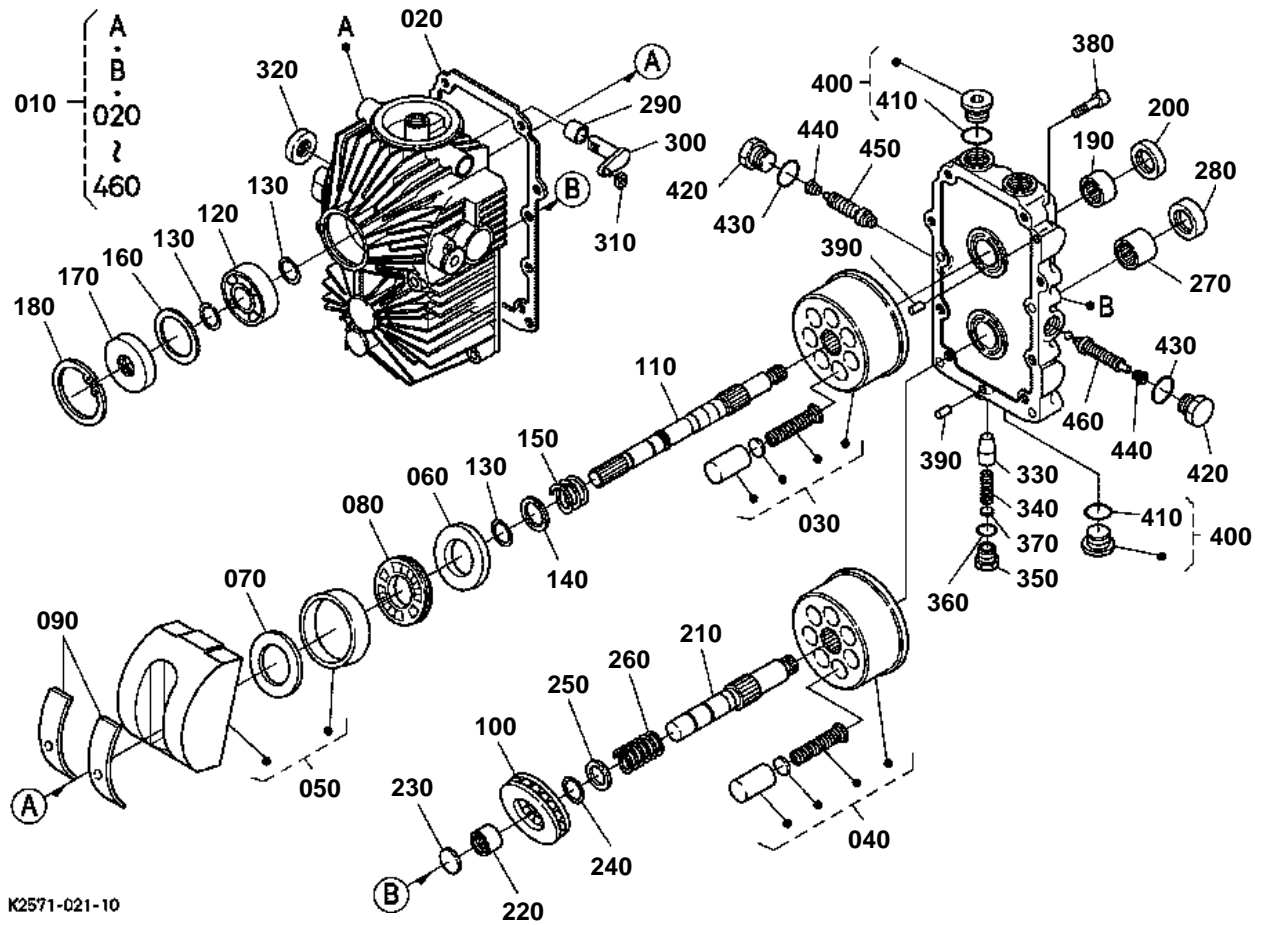




HST

↔ Interchangeable; ≠ not interchangeable; ← new for old; → old for new

REF.No	Part No.	Description	Q'ty	S.No.	I/C	REMARKS	Weight (kgf)	Weight (lb)
010	K2561-14010	BOLT HST UPPER	2				0.05	0.11
020	66101-11230	BOLT	2				0.02	0.044
030	04512-60080	WASHER SPRING	2				0.002	0.0044
040	04013-60080	WASHER PLAIN	2				0.002	0.0044
050	05012-00614	PIN STRAIGHT	1				0.004	0.0088
060	K2561-14030	COLLAR	1				0.04	0.088
070	04817-00460	O RING	1				0.003	0.0066
080	04811-07750	O RING	1				0.003	0.0066
090	04817-00480	O RING	1				0.003	0.0066
100	04817-00120	O RING	1				0.001	0.0022
110	K2561-14002	ASSY HST	1				5	11



K2571-021-10



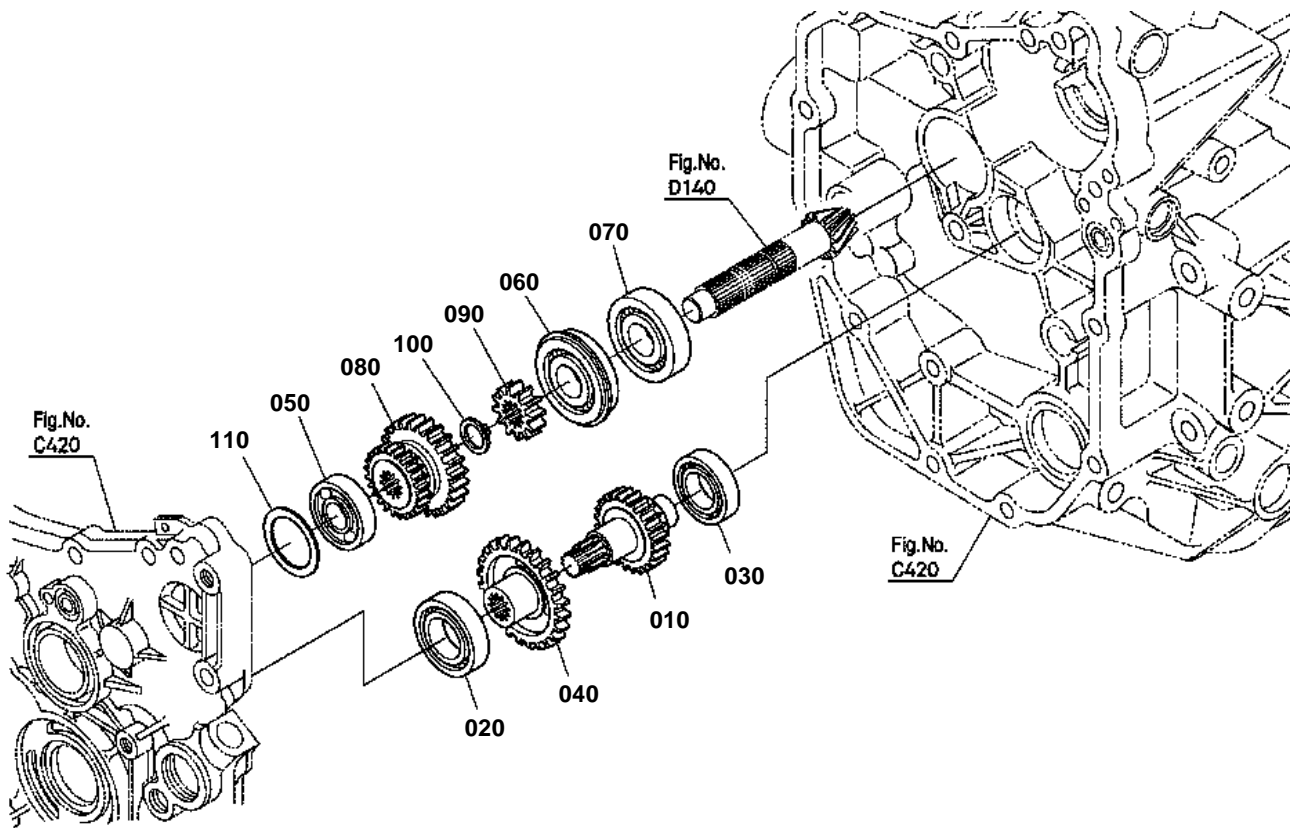


# HST [COMPONENT PARTS]

↔ Interchangeable; ≠ not interchangeable; ← new for old; → old for new

REF.No	Part No.	Description	Q'ty	S.No.	I/C	REMARKS	Weight (kgf)	Weight (lb)
010	K2561-14002	ASSY HST	1				5	11
020	66101-36820	GASKET	1				0.005	0.011
030	6C050-98100	KIT CYL-BLOCK PUMP	1				0.92	2.024
040	K2561-14480	KIT CYL-BLOCK MOTOR	1				0.92	2.024
050	6C050-98302	ASSY SWASHPLATE	1				0.5	1.1
060	6C050-98120	PLATE THRUST	1				0.079	0.1738
070	6C050-98130	PLATE THRUST	1				0.038	0.0836
080	6C052-98140	BEARING THRUST	1				0.07	0.154
090	6C050-98752	BEARING CRADLE	1				0.001	0.0022
100	66101-37220	BEARING THRUST BALL	1				0.25	0.55
110	K2561-14610	SHAFT PUMP	1				0.38	0.836
120	K2561-14620	BEARING BALL	1				0.11	0.242
130	66101-37020	CLIP	3				0.001	0.0022
140	66101-37060	WASHER PLAIN	1				0.001	0.0022
150	6C050-98180	SPRING	1				0.011	0.0242
160	K2561-14660	SPACER	1				0.005	0.011
170	66101-36710	SEAL OIL	1				0.02	0.044
180	K2561-14680	CIR CLIP INTERNAL	1				0.007	0.0154
190	K2561-14690	NEEDLE BEARING PUMP	1				0.017	0.0374
200	6C050-98260	SEAL OIL	1				0.006	0.0132
210	K2561-14710	SHAFT MOTOR	1				0.27	0.594
220	66101-37080	BEARING NEEDLE	1				0.015	0.033
230	66101-37230	PLATE	1				0.003	0.0066
240	66101-37020	CLIP	1				0.001	0.0022
250	66101-37060	WASHER PLAIN	1				0.001	0.0022
260	6C050-98180	SPRING	1				0.011	0.0242
270	6C050-98250	BEARING NEEDLE	1				0.053	0.1166
280	66101-36780	SEAL OIL	1				0.01	0.022
290	66101-37340	BEARING JOURNAL	1				0.02	0.044
300	6C050-98650	ARM TRUNNION	1				0.078	0.1716
310	66071-36250	GUIDE THROTTLE	1				0.005	0.011
320	66101-36720	SEAL OIL	1				0.007	0.0154
330	6C050-98420	CONE	1				0.006	0.0132
340	K2561-14840	SPRING	1				0.001	0.0022
350	6C050-98380	PLUG	1				0.014	0.0308
360	6C050-98390	O RING	1				0.001	0.0022
370	6C050-98440	SHIM	1				0.001	0.0022
380	66071-36640	SCREW	8				0.017	0.0374
390	6C050-98510	PIN	2				0.002	0.0044
400	6C050-98400	PLUG SOCKET HEAD	7				0.03	0.066
410	6C050-98340	O RING	7				0.001	0.0022
420	K2561-14930	PLUG CHECK/RELIEF	2				0.05	0.11
430	6C050-98340	O RING	2				0.001	0.0022
440	6C050-98290	SPRING CHECK VALVE	2				0.001	0.0022
450	K2561-14960	ASSY VALVE RELIEF	1				0.021	0.0462
460	K2561-14970	ASSY VALVE RELIEF F	1				0.022	0.0484

RANGE GEAR SHAFT



K2571-022-10

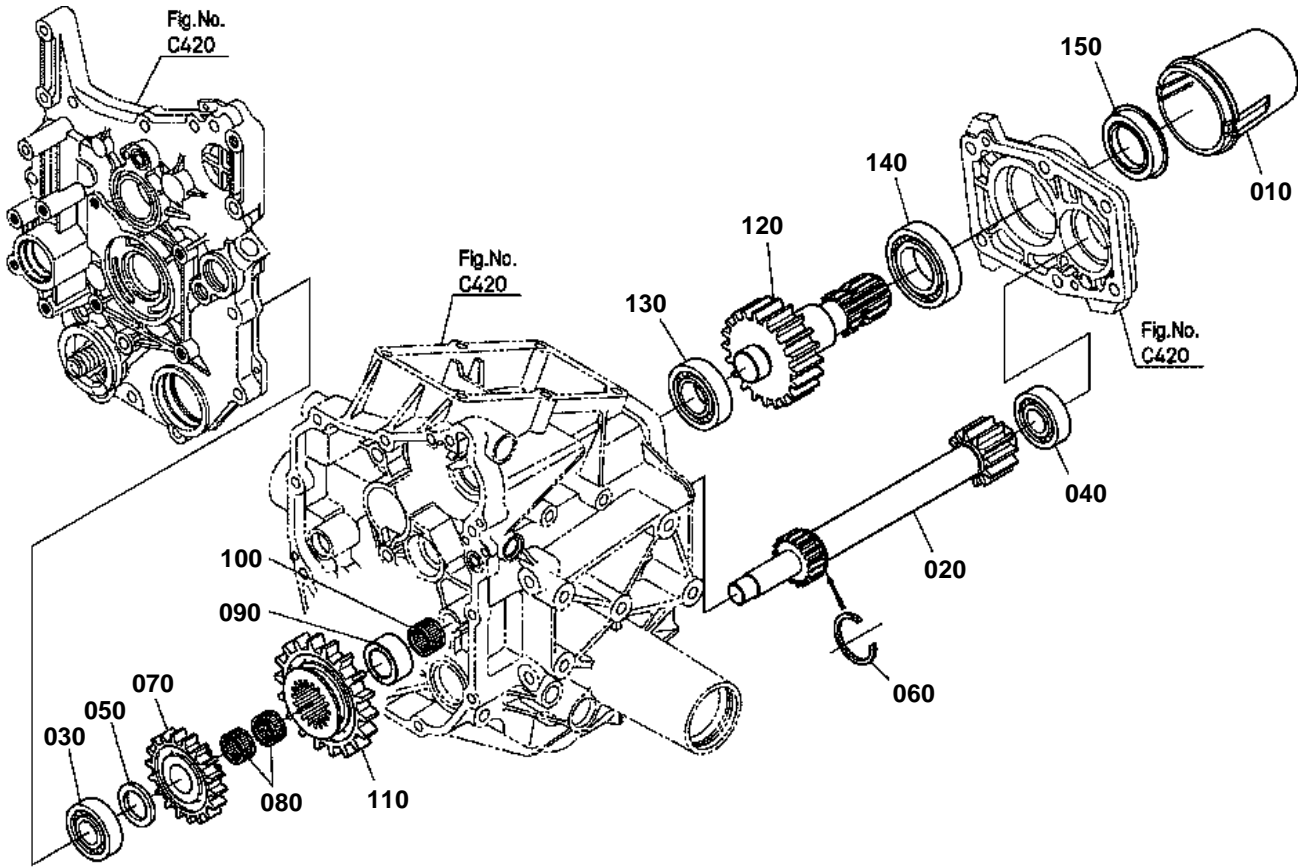


# RANGE GEAR SHAFT

↔ Interchangeable; ≠ not interchangeable; ← new for old; → old for new

REF.No	Part No.	Description	Q'ty	S.No.	I/C	REMARKS	Weight (kgf)	Weight (lb)
010	K2561-11810	GEAR LOW	1			17T	0.28	0.616
020	08101-06005	BEARING BALL	1				0.157	0.3454
030	08101-06004	BEARING BALL	1				0.065	0.143
040	K2561-11820	GEAR HIGH	1			25T	0.2	0.44
050	08221-07302	BEARING BALL	1				0.09	0.198
060	08151-06304	BEARING BALL	1				0.148	0.3256
070	37410-14320	BEARING BALL	1				0.145	0.319
080	K2561-11920	GEAR SUB	1			16-24T	0.28	0.616
090	K2561-11930	GEAR 4WD	1			12T	0.05	0.11
100	K2561-11940	CIR CLIP EXTERNAL	1				0.003	0.0066
110	K2561-11950	SHIM	2			0.5mm	0.003	0.0066
110	K2561-11960	SHIM	1			0.2mm	0.001	0.0022

PTO SHAFT



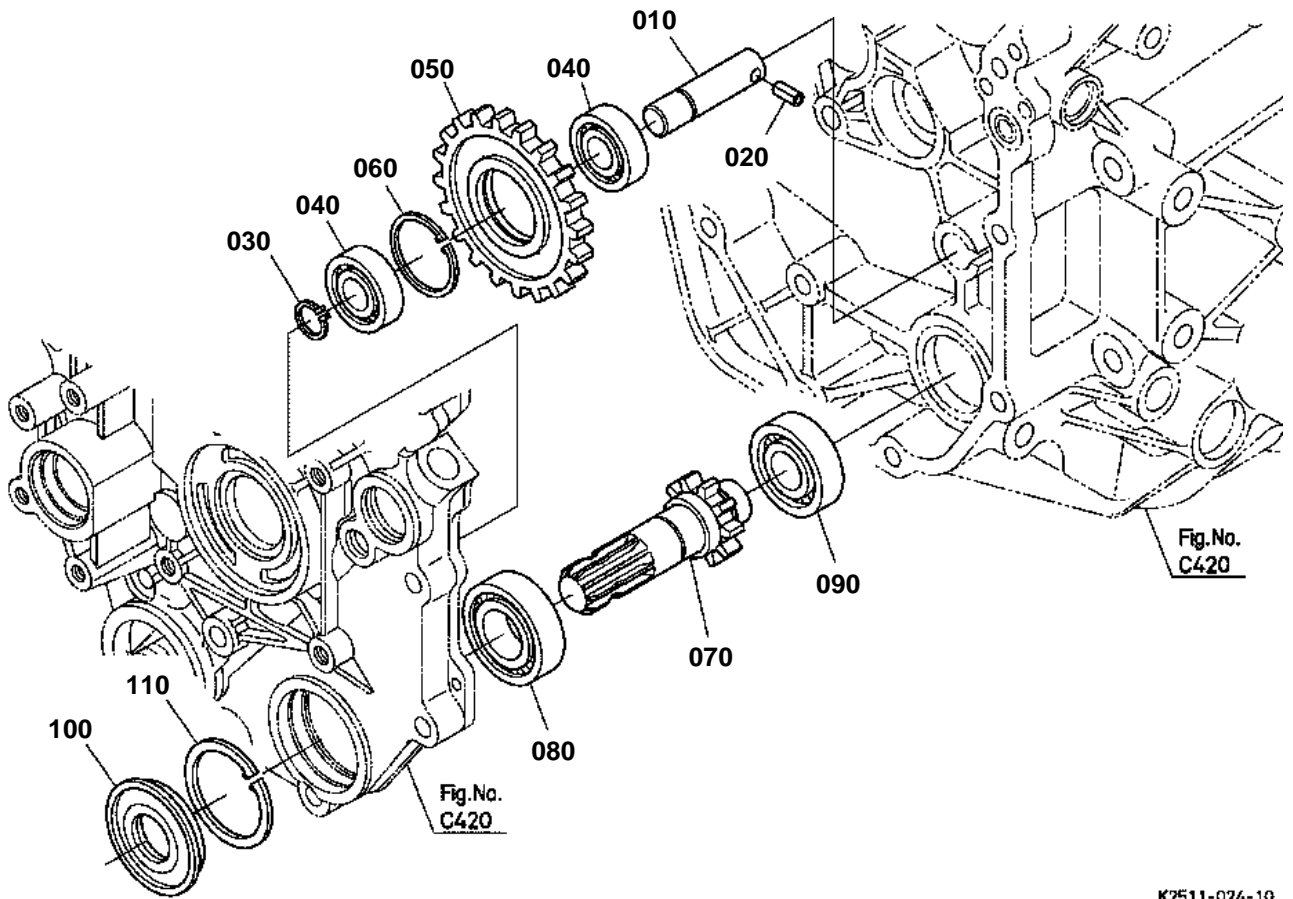
K2511-023-10



# PTO SHAFT

↔ Interchangeable; ≠ not interchangeable; ← new for old; → old for new

REF.No	Part No.	Description	Q'ty	S.No.	I/C	REMARKS	Weight (kgf)	Weight (lb)
010	37410-63112	CAP PTO SHAFT	1				0.055	0.121
020	K2561-11413	GEAR SHAFT REAR PTO	1			11T	1.2	2.64
030	08101-06303	BEARING BALL	1				0.112	0.2464
040	67955-14170	BEARING BALL	1				0.114	0.2508
050	54121-16260	WASHER	1				0.01	0.022
060	K2561-11450	CIR CLIP EXTERNAL	1				0.003	0.0066
070	K2561-11422	GEAR MID PTO	1			22T	0.43	0.946
080	08822-02413	BEARING NEEDLE	2				0.01	0.022
090	K2561-11432	COLLAR INNER RING	1				0.07	0.154
100	08822-02417	BEARING NEEDLE	1				0.015	0.033
110	K2561-11442	GEAR PTO SELECT	1			30T	0.54	1.188
120	K2561-11510	GEAR SHAFT REAR PTO	1			25T	1.71	3.762
130	67121-56770	BEARING BALL	1				0.127	0.2794
140	6C040-14730	BEARING BALL	1				0.15	0.33
150	37410-16550	SEAL OIL	1				0.03	0.066



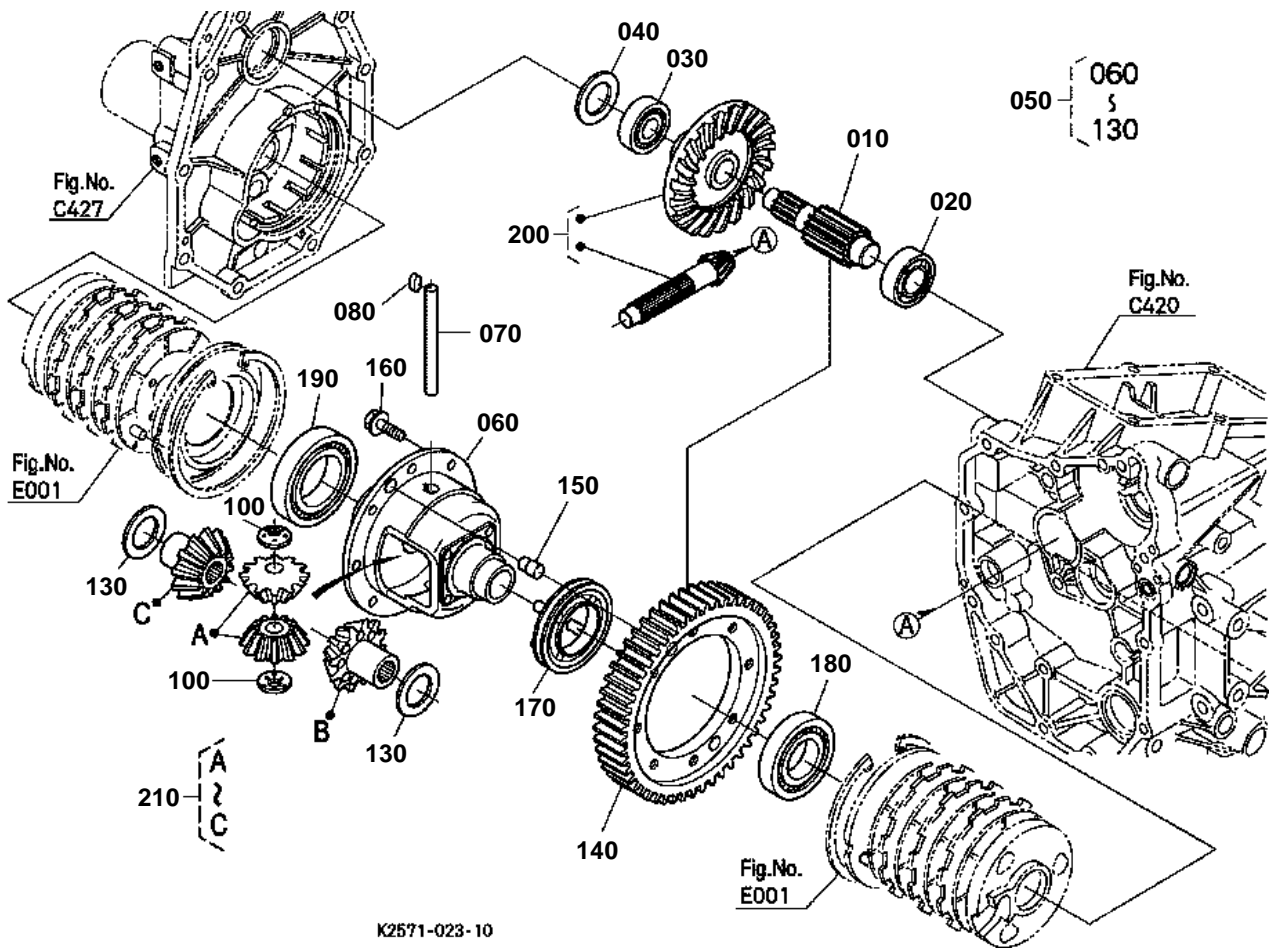
K2511-024-10

**MID PTO**

↔ Interchangeable; ≠ not interchangeable; ← new for old; → old for new

REF.No	Part No.	Description	Q'ty	S.No.	I/C	REMARKS	Weight (kgf)	Weight (lb)
010	K2561-11610	SHAFT MID PTO IDLE	1				0.12	0.264
020	05411-00616	PIN SPRING	1				0.002	0.0044
030	04612-00170	CIR CLIP EXTERNAL	1				0.001	0.0022
040	08101-06203	BEARING BALL	2				0.063	0.1386
050	K2561-11620	GEAR MID PTO IDLE	1			26T	0.43	0.946
060	04611-00400	CIR CLIP INTERNAL	1				0.005	0.011
070	K2561-11710	SHAFT GEAR	1			11T	0.46	1.012
080	08101-06205	BEARING BALL	1				0.14	0.308
090	08101-06204	BEARING BALL	1				0.102	0.2244
100	32430-25540	SEAL OIL MID PTO	1				0.04	0.088
110	04611-00520	CIR CLIP INTERNAL	1				0.009	0.0198

REAR DIFFERENTIAL



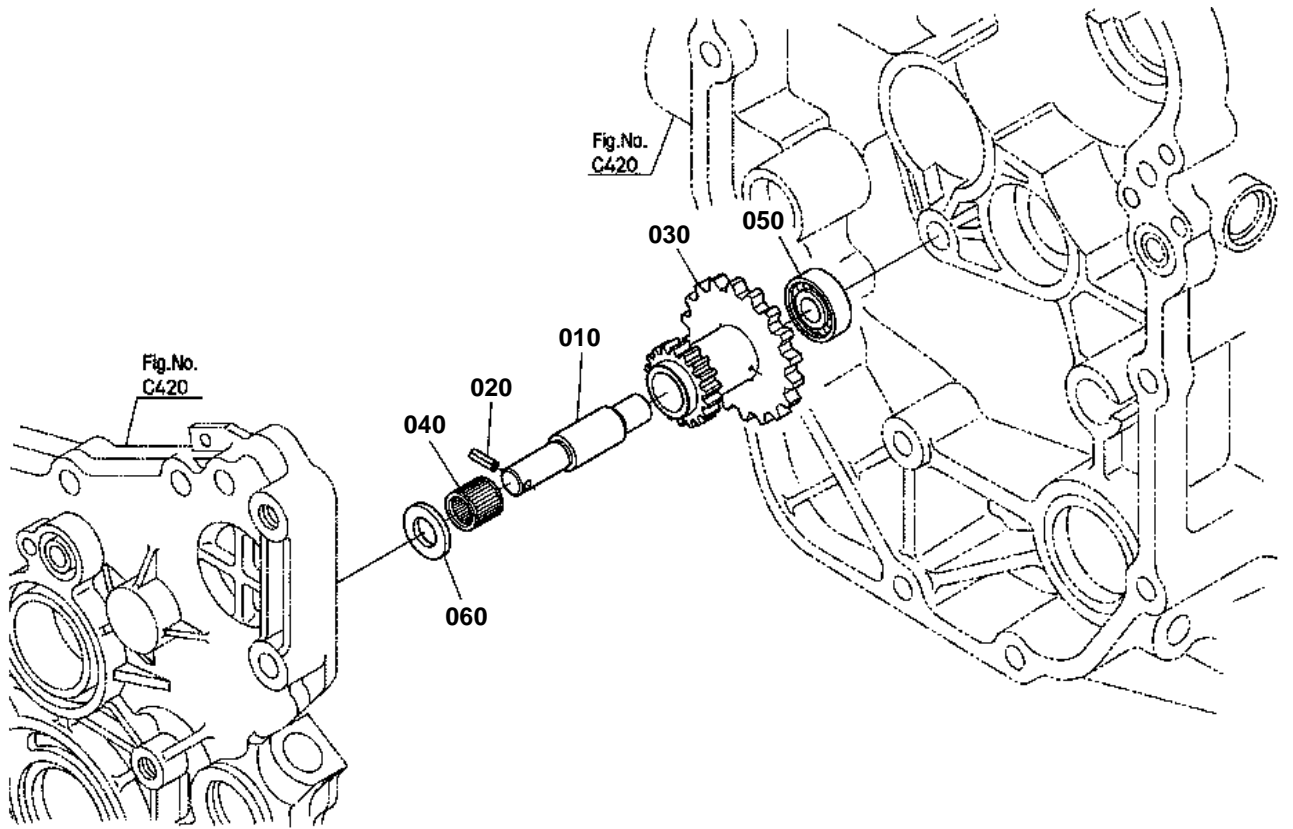


**REAR DIFFERENTIAL**

↔ Interchangeable; ≠ not interchangeable; ← new for old; → old for new

REF.No	Part No.	Description	Q'ty	S.No.	I/C	REMARKS	Weight (kgf)	Weight (lb)
010	K2561-12410	GEAR SHAFT FINAL	1			10T	0.61	1.342
020	32430-44260	BEARING ROLLER	1				0.17	0.374
030	37415-17710	BEARING BALL	1				0.15	0.33
040	K5820-38110	SHIM	1			0.6mm	0.004	0.0088
040	K5820-38120	SHIM	1			0.8mm	0.005	0.011
040	K5820-38130	SHIM	1			1.0mm	0.005	0.011
040	K5820-38140	SHIM	1			1.2mm	0.007	0.0154
040	K5820-38150	SHIM	1			1.4mm	0.008	0.0176
040	36330-28410	SHIM	1			0.3mm	0.002	0.0044
050	K2561-12510	ASSY DIFFERENTIAL	1				4.5	9.9
060	K2561-12490	CASE DIFFERENTIAL	1				2.5	5.5
070	K2561-12480	SHAFT DIFF.PINION	1				0.3	0.66
080	K2561-12470	KEY FEATHER	1				0.002	0.0044
090	99999-99999	BLANK	0				0	0
100	31351-26390	WASHER DIFF.PINION	2				0.012	0.0264
110	99999-99999	BLANK	0				0	0
120	99999-99999	BLANK	0				0	0
130	31331-26470	WASHER SIDE GEAR	2			1.5mm	0.005	0.011
130	31331-26480	WASHER SIDE GEAR	2			1.6mm	0.017	0.0374
130	31331-26490	WASHER SIDE GEAR	2			1.7mm	0.02	0.044
140	K2561-12550	GEAR FINAL	1			66T	3.71	8.162
150	37300-28170	PIN STRAIGHT	2				0.025	0.055
160	37800-43870	BOLT	8				0.026	0.0572
170	K2561-12590	SHIFTER DIFF.LOCK	1				0	0
180	08101-06208	BEARING BALL	1				0.355	0.781
190	08101-06210	BEARING BALL	1				0.45	0.99
200	K2561-90100	ASSY GEAR BEVEL	1			6-37T	1.57	3.454
210	K2561-90120	ASSY GEAR BEVEL	1			12-20T	0	0

FWD IDLE SHAFT



K2511-026-10

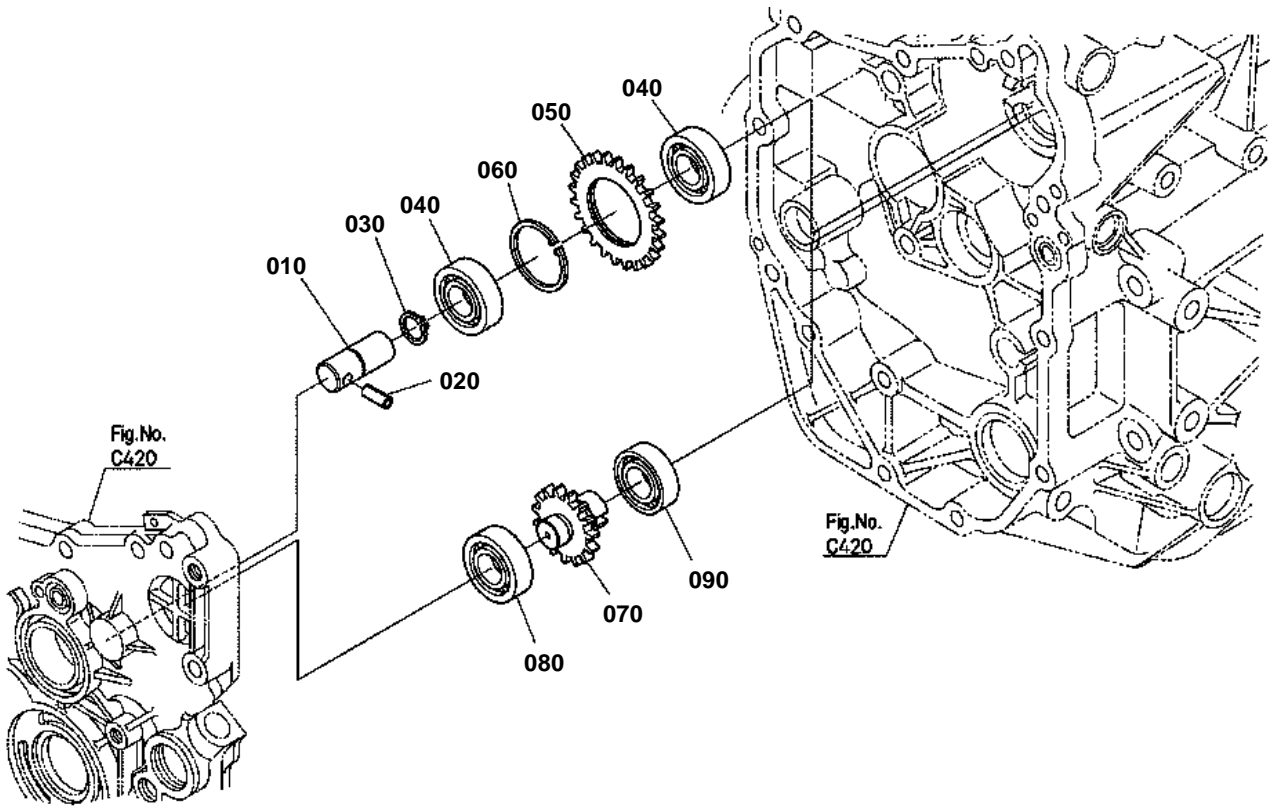


## FWD IDLE SHAFT

↔ Interchangeable; ≠ not interchangeable; ← new for old; → old for new

REF.No	Part No.	Description	Q'ty	S.No.	I/C	REMARKS	Weight (kgf)	Weight (lb)
010	K2561-12012	SHAFT FWD IDLE	1				0.12	0.264
020	05411-00416	PIN SPRING	1				0.001	0.0022
030	K2561-12020	GEAR FWD IDLE	1			13-25T	0.32	0.704
040	K2561-12040	BEARING NEEDLE	1				0.013	0.0286
050	K2561-12050	BEARING BALL	1				0.04	0.088
060	54121-16270	WASHER	1				0.002	0.0044

GP IDLE SHAFT



K2511-Q27-10

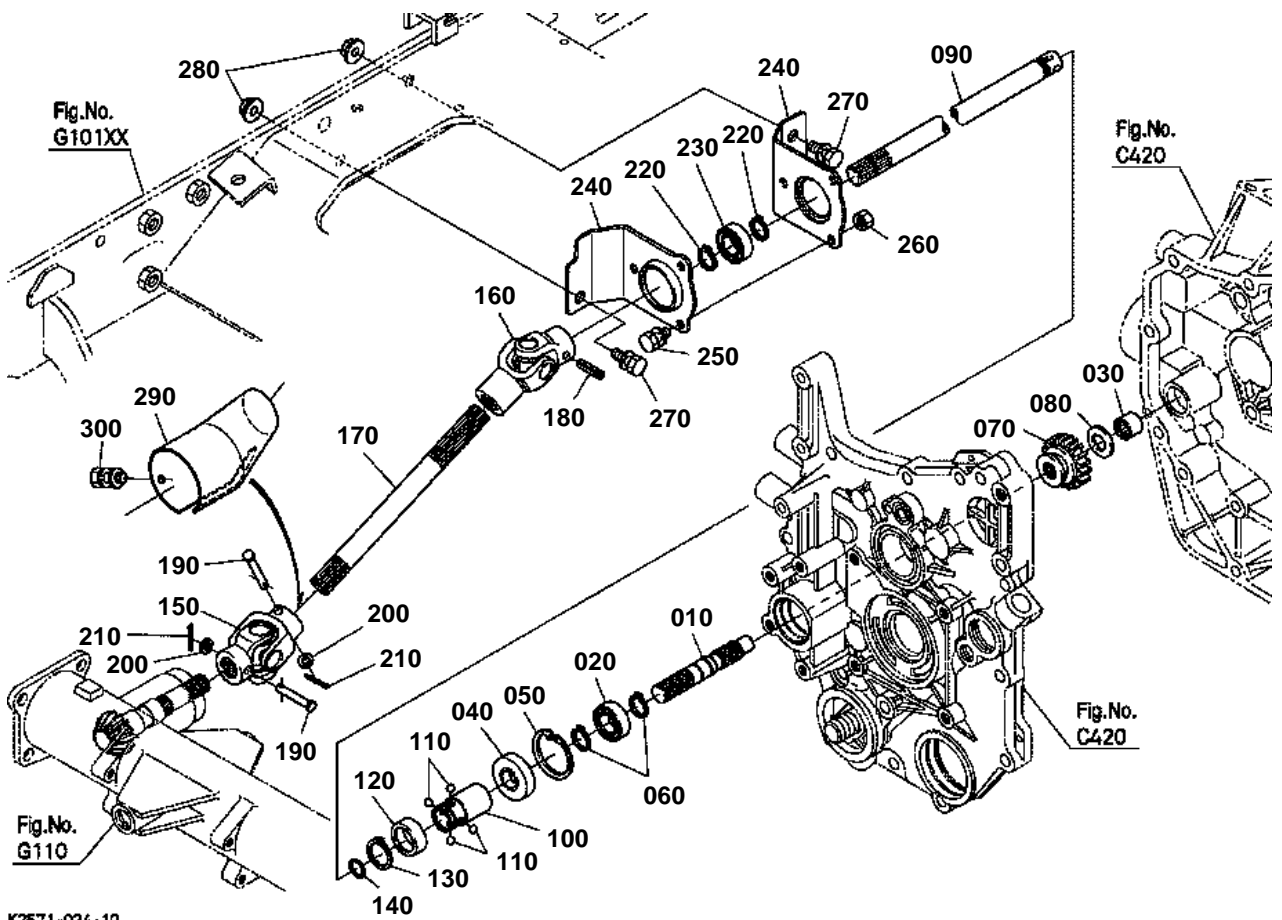


## GP IDLE SHAFT

↔ Interchangeable; ≠ not interchangeable; ← new for old; → old for new

REF.No	Part No.	Description	Q'ty	S.No.	I/C	REMARKS	Weight (kgf)	Weight (lb)
010	K2561-12210	SHAFT GP IDLE	1				0.001	0.0022
020	05411-00616	PIN SPRING	1				0.002	0.0044
030	04612-00170	CIR CLIP EXTERNAL	1				0.001	0.0022
040	08101-06203	BEARING BALL	2				0.063	0.1386
050	K2561-12220	GEAR GP IDLE	1			29T	0.12	0.264
060	04611-00400	CIR CLIP INTERNAL	1				0.005	0.011
070	K2561-12310	GEAR SHAFT GP	1			19T	0.15	0.33
080	08101-06203	BEARING BALL	1				0.063	0.1386
090	08101-06004	BEARING BALL	1				0.065	0.143

FRONT WHEEL PROPELLER SHAFT



K2571-024-10

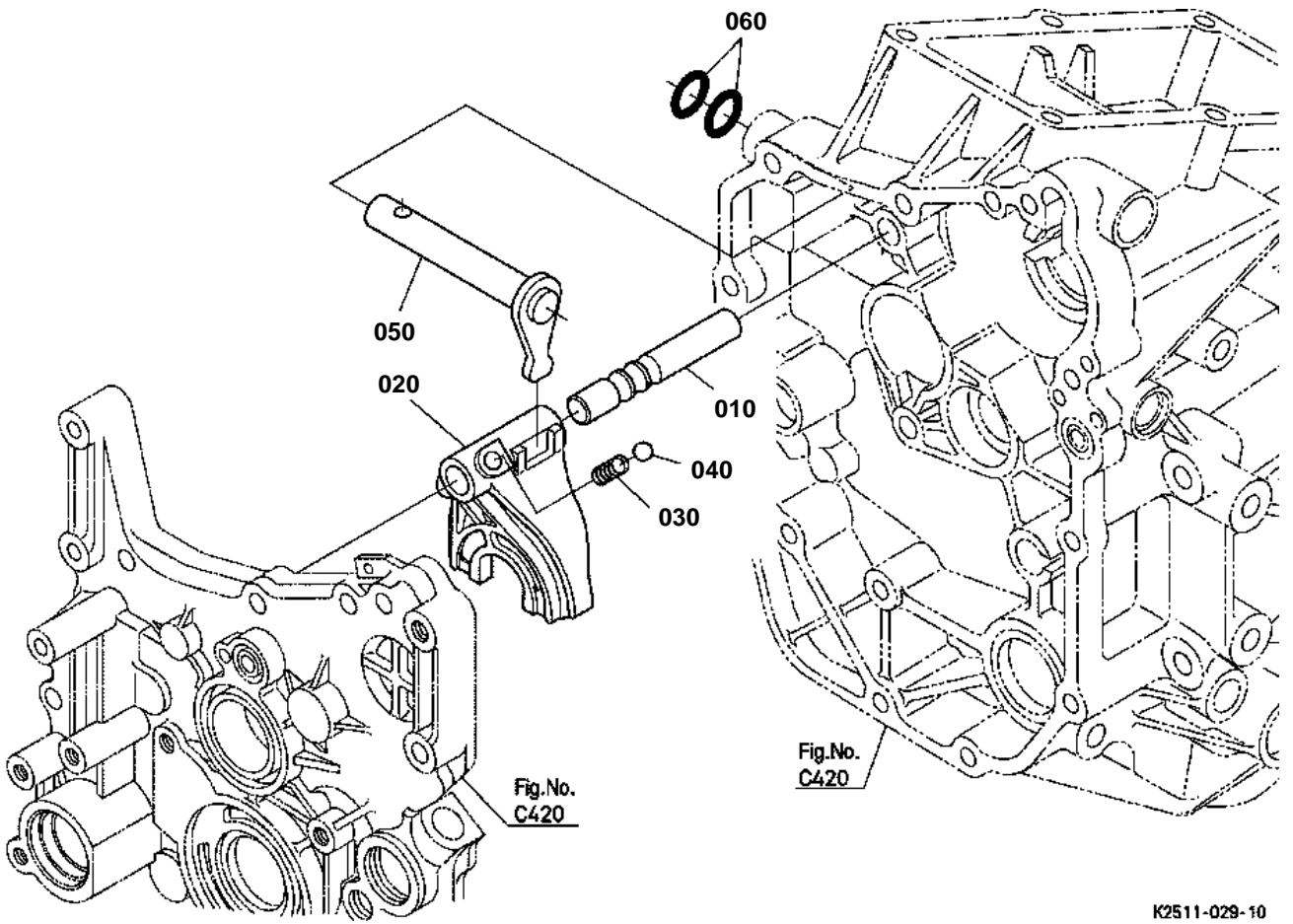


# FRONT WHEEL PROPELLER SHAFT

↔ Interchangeable; ≠ not interchangeable; ← new for old; → old for new

REF.No	Part No.	Description	Q'ty	S.No.	I/C	REMARKS	Weight (kgf)	Weight (lb)
010	K2561-12110	SHAFT 4WD	1				0.26	0.572
020	08101-06004	BEARING BALL	1				0.065	0.143
030	K2561-12120	BEARING NEEDLE	1				0.02	0.044
040	09500-20428	SEAL OIL	1				0.012	0.0264
050	04611-00420	CIR CLIP INTERNAL	1				0.006	0.0132
060	04612-00200	CIR CLIP EXTERNAL	2				0.001	0.0022
070	K2561-12130	GEAR FWD SELECT	1			19T	0.2	0.44
080	67910-12330	COLLAR	1				0.006	0.0132
090	K2561-14310	SHAFT FWD DRIVE	1				1.47	3.234
100	K2561-14320	COUPLING FWD	1				0.15	0.33
110	07715-01605	BALL	4				0.003	0.0066
120	K2561-14330	COLLAR COUPLING	1				0.05	0.11
130	04612-00280	CIR CLIP EXTERNAL	1				0.003	0.0066
140	04817-00160	O RING	1				0.001	0.0022
150	K2561-16810	ASSY JOINT UNIVERSAL	1				0.63	1.386
160	K2561-16820	ASSY JOINT UNIVERSAL	1				0.73	1.606
170	K2561-16830	SHAFT DRIVE FRONT	1				0.69	1.518
180	05411-00650	PIN SPRING	1				0.006	0.0132
190	K2561-16780	PIN JOINT	2				0.01	0.022
200	04013-60060	WASHER PLAIN	2				0.001	0.0022
210	K2561-16790	PIN SPLIT	2				0.002	0.0044
220	15875-24320	RING SNAP	2				0.003	0.0066
230	08141-06304	BEARING BALL	1				0.142	0.3124
240	K2561-16890	HOLDER BEARING	2				0.256	0.5632
250	01123-50820	BOLT	3				0.011	0.0242
260	02114-50080	NUT	3				0.005	0.011
270	01133-51230	BOLT	2				0.04	0.088
280	02174-50120	NUT	2				0.01	0.022
290	K2511-16850	COVER JOINT	1				0	0
300	01025-50612	BOLT	1				0.005	0.011

RANGE GEAR SHIFT FORK





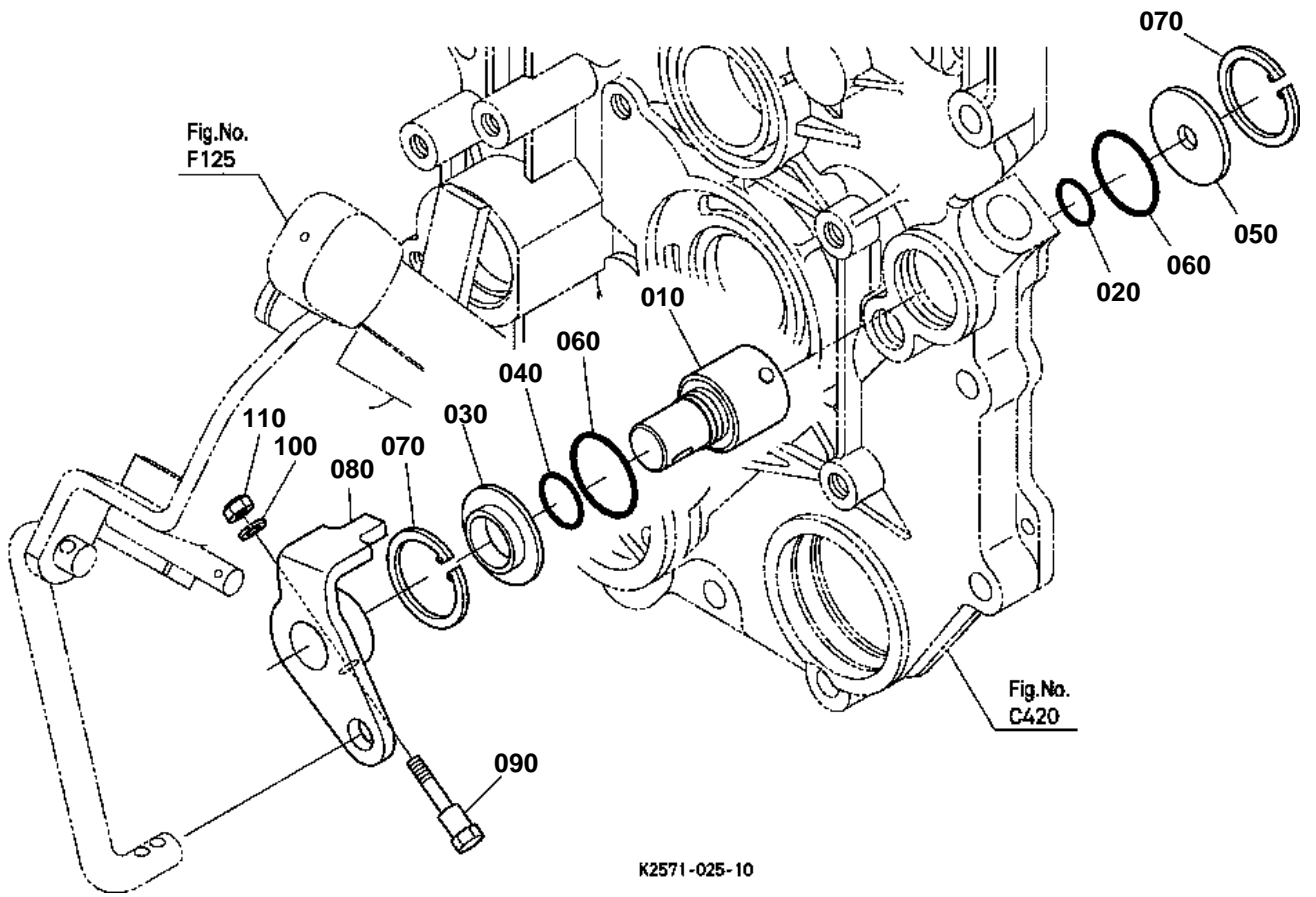


## RANGE GEAR SHIFT FORK

↔ Interchangeable; ≠ not interchangeable; ← new for old; → old for new

REF.No	Part No.	Description	Q'ty	S.No.	I/C	REMARKS	Weight (kgf)	Weight (lb)
010	K2561-13010	ROD FORK	1				0.11	0.242
020	K2561-13022	FORK RANGE SHIFT	1				0.12	0.264
030	62061-18260	SPRING STOPPER	1				0.002	0.0044
040	07715-01605	BALL	1				0.003	0.0066
050	K2561-13032	ARM RANGE SHIFT	1				0.19	0.418
060	04817-00160	O RING	2				0.001	0.0022

PTO GEAR SHIFT FORK



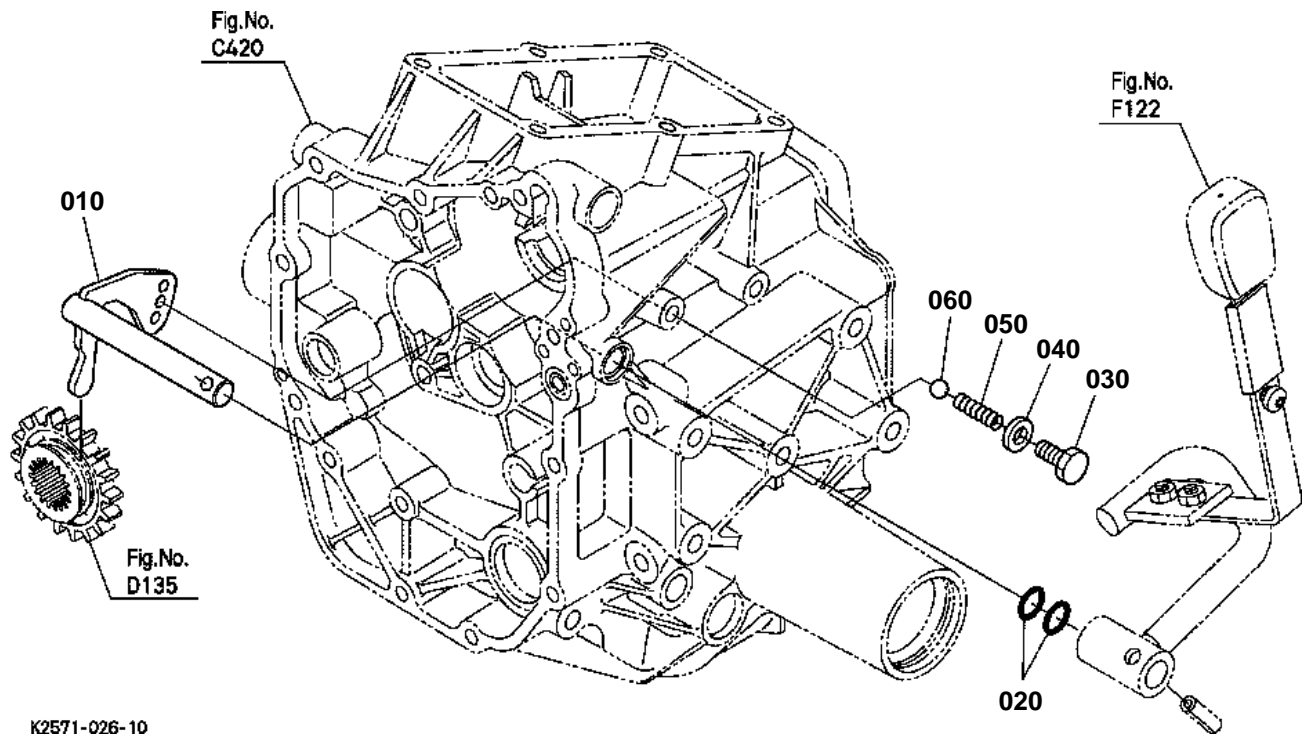


# PTO GEAR SHIFT FORK

↔ Interchangeable; ≠ not interchangeable; ← new for old; → old for new

REF.No	Part No.	Description	Q'ty	S.No.	I/C	REMARKS	Weight (kgf)	Weight (lb)
010	K2561-13410	SHAFT PTO CLUTCHONOF	1				0.11	0.242
020	04811-10100	O RING	1				0.001	0.0022
030	K2561-13420	SLEEVE PTO CLUTCH	1				0.012	0.0264
040	04816-05120	O RING	1				0.002	0.0044
050	K2561-13430	COLLOR PTO CLUTCH	1				0.012	0.0264
060	04811-10250	O RING	2				0.001	0.0022
070	04611-00300	CIR CLIP INTERNAL	2				0.004	0.0088
080	K2561-13450	ARM PTO CLUTCH	1				0.1	0.22
090	K2561-42420	BOLT HST TRUNNION	1				0.017	0.0374
100	04512-60060	WASHER SPRING	1				0.001	0.0022
110	02552-50060	NUT LOCK	1				0.002	0.0044

PTO GEAR SHIFT ARM



K2571-026-10

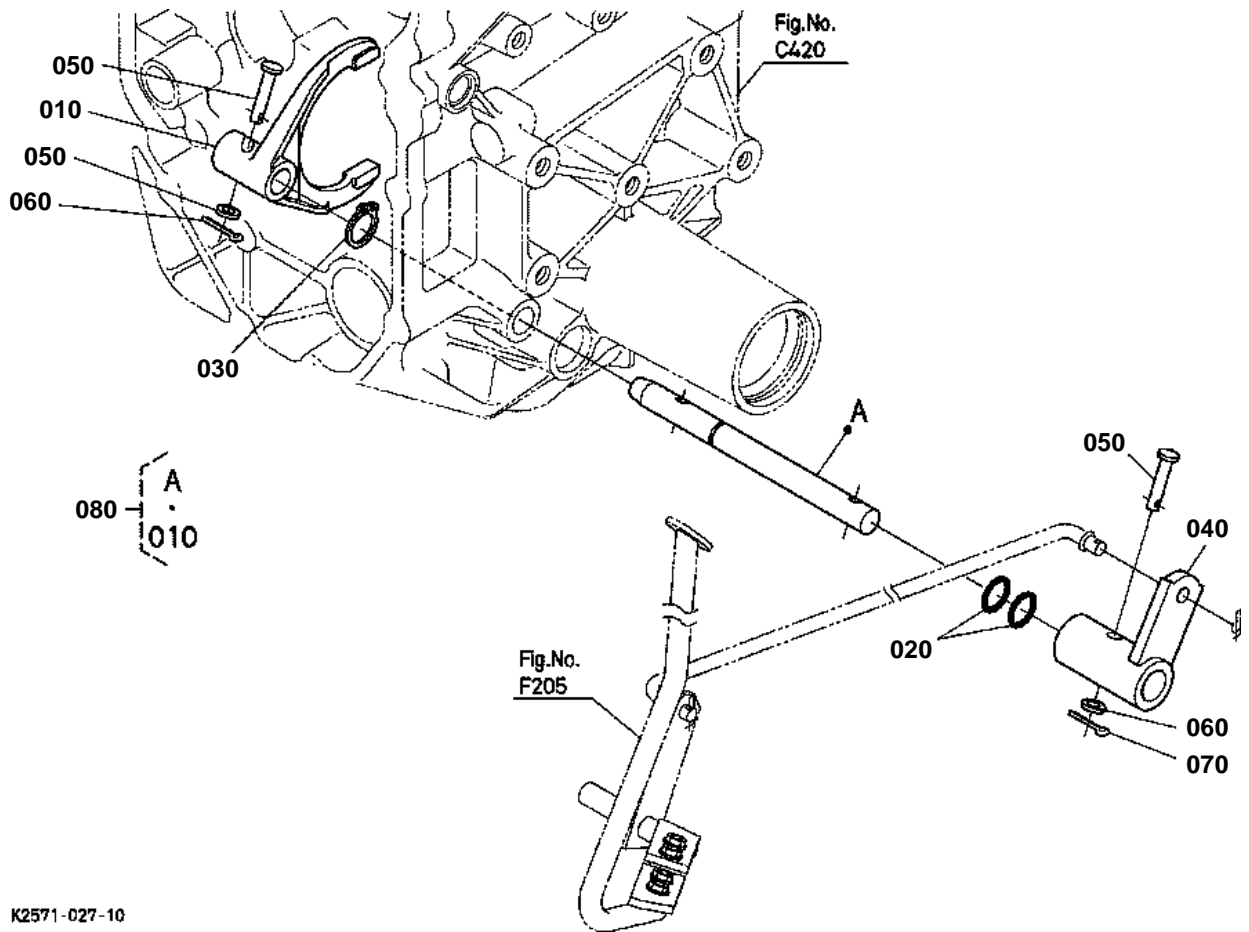


## PTO GEAR SHIFT ARM

↔ Interchangeable; ≠ not interchangeable; ← new for old; → old for new

REF.No	Part No.	Description	Q'ty	S.No.	I/C	REMARKS	Weight (kgf)	Weight (lb)
010	K2561-13110	ARM PTO SELECT	1				0.28	0.616
020	04817-00160	O RING	2				0.001	0.0022
030	K2561-13122	BOLT PTO SELECT	1				0.23	0.506
040	04717-01000	WASHER WITH RUBBER	1				0.001	0.0022
050	62061-18260	SPRING STOPPER	1				0.002	0.0044
060	07715-01605	BALL	1				0.003	0.0066

DIFFERENTIAL LOCK SHIFT FORK



K2571-027-10

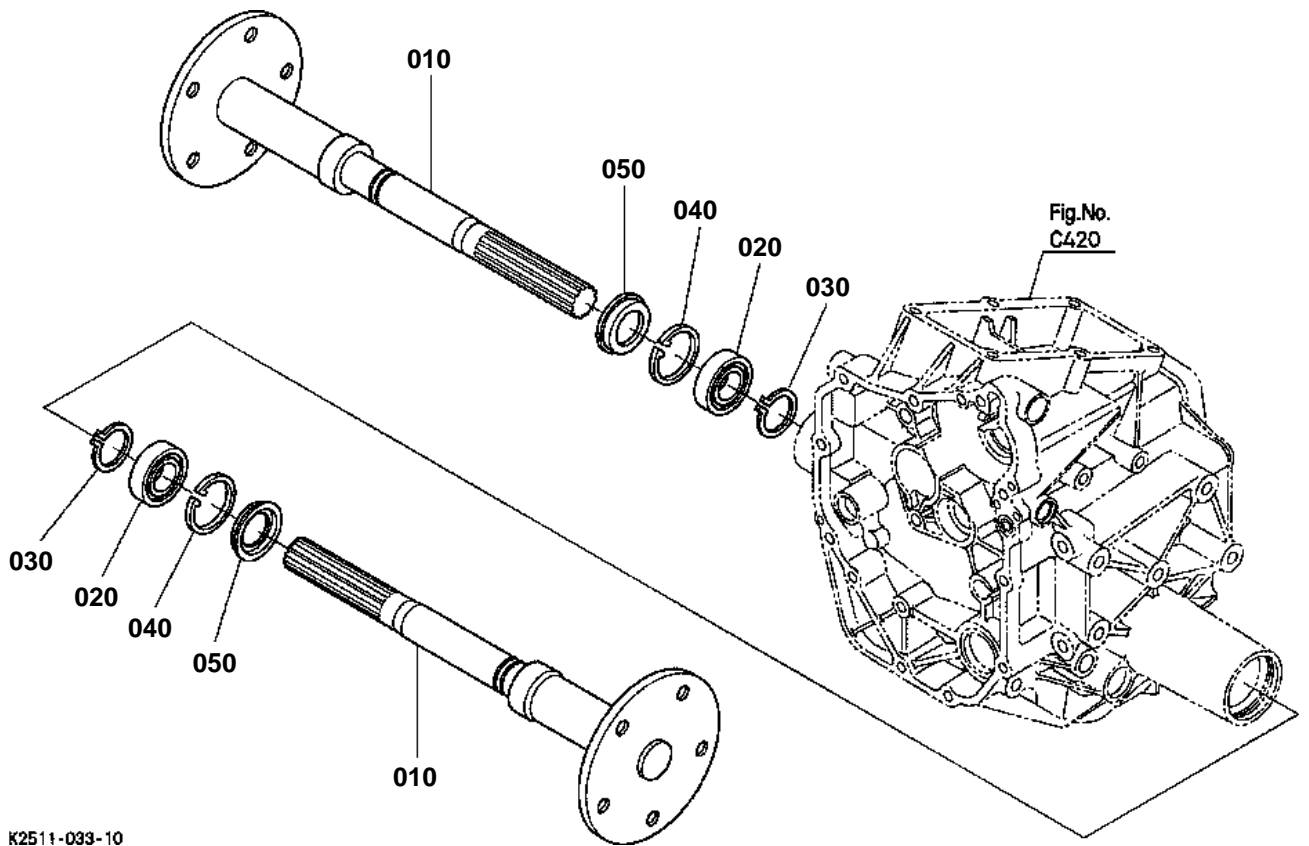


## DIFFERENTIAL LOCK SHIFT FORK

↔ Interchangeable; ≠ not interchangeable; ← new for old; → old for new

REF.No	Part No.	Description	Q'ty	S.No.	I/C	REMARKS	Weight (kgf)	Weight (lb)
010	K2561-13313	FORK DIFF.LOCK SHIFT	1				0.28	0.616
020	04817-00160	O RING	2				0.001	0.0022
030	14541-24320	CIR CLIP IDLE GEAR	1				0.002	0.0044
040	K2561-13330	ARM DIFF.LOCK	1				0.155	0.341
050	31351-26620	PIN JOINT	2				0.008	0.0176
060	04013-60060	WASHER PLAIN	2				0.001	0.0022
070	05511-50212	PIN SPLIT	2				0.001	0.0022
080	K2561-13390	KIT SHAFT DIFF.LOCK	1				0.3	0.66

REAR AXLE



K2511-033-10



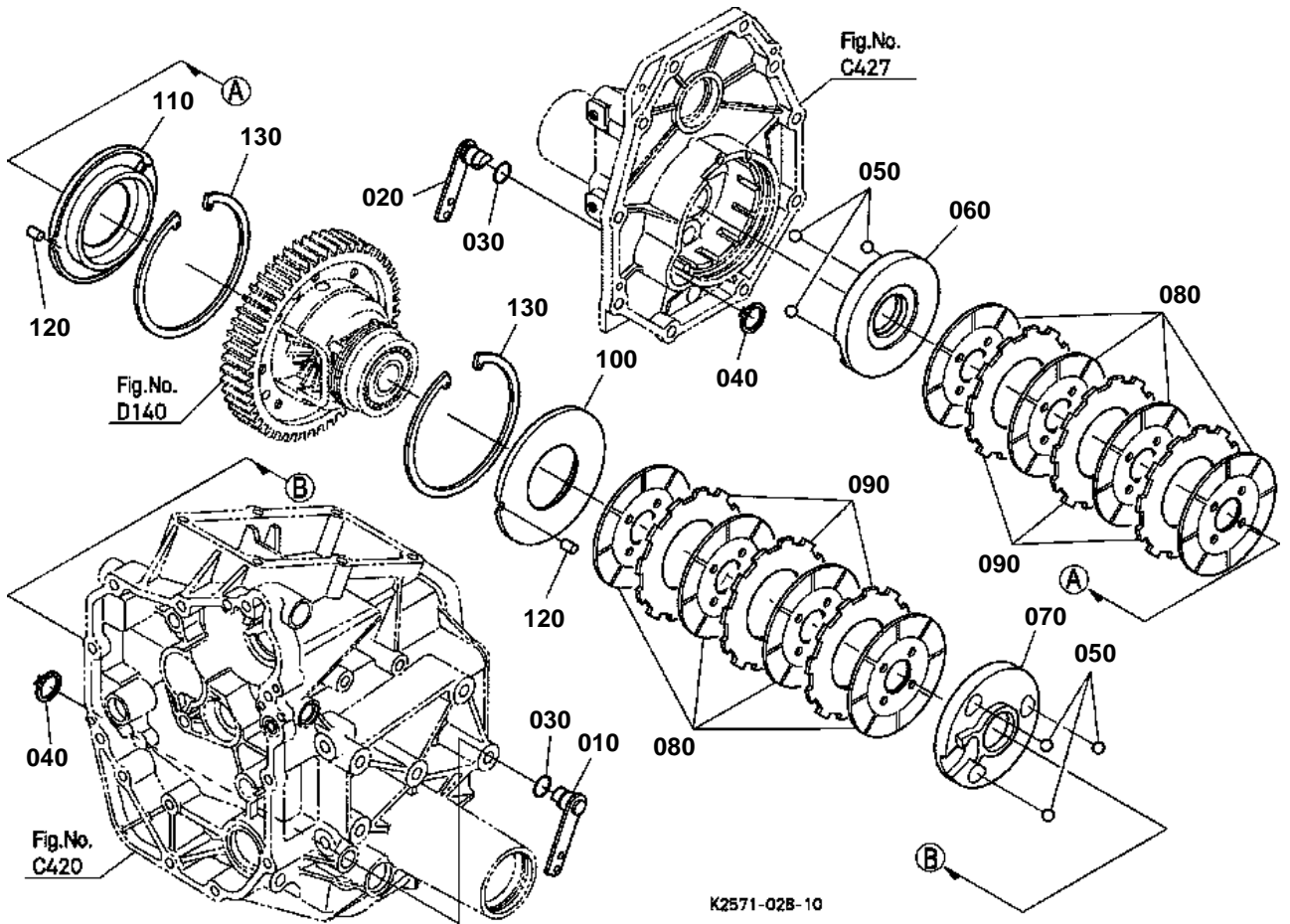


## REAR AXLE

↔ Interchangeable; ≠ not interchangeable; ← new for old; → old for new

REF.No	Part No.	Description	Q'ty	S.No.	I/C	REMARKS	Weight (kgf)	Weight (lb)
010	K2561-12613	AXLE REAR	2				4.18	9.196
020	08101-06007	BEARING BALL	2				0.16	0.352
030	04612-00350	CIR CLIP EXTERNAL	2				0.01	0.022
040	04611-00620	CIR CLIP INTERNAL	2				0.011	0.0242
050	09500-00003	SEAL OIL	2				0.067	0.1474

BRAKE

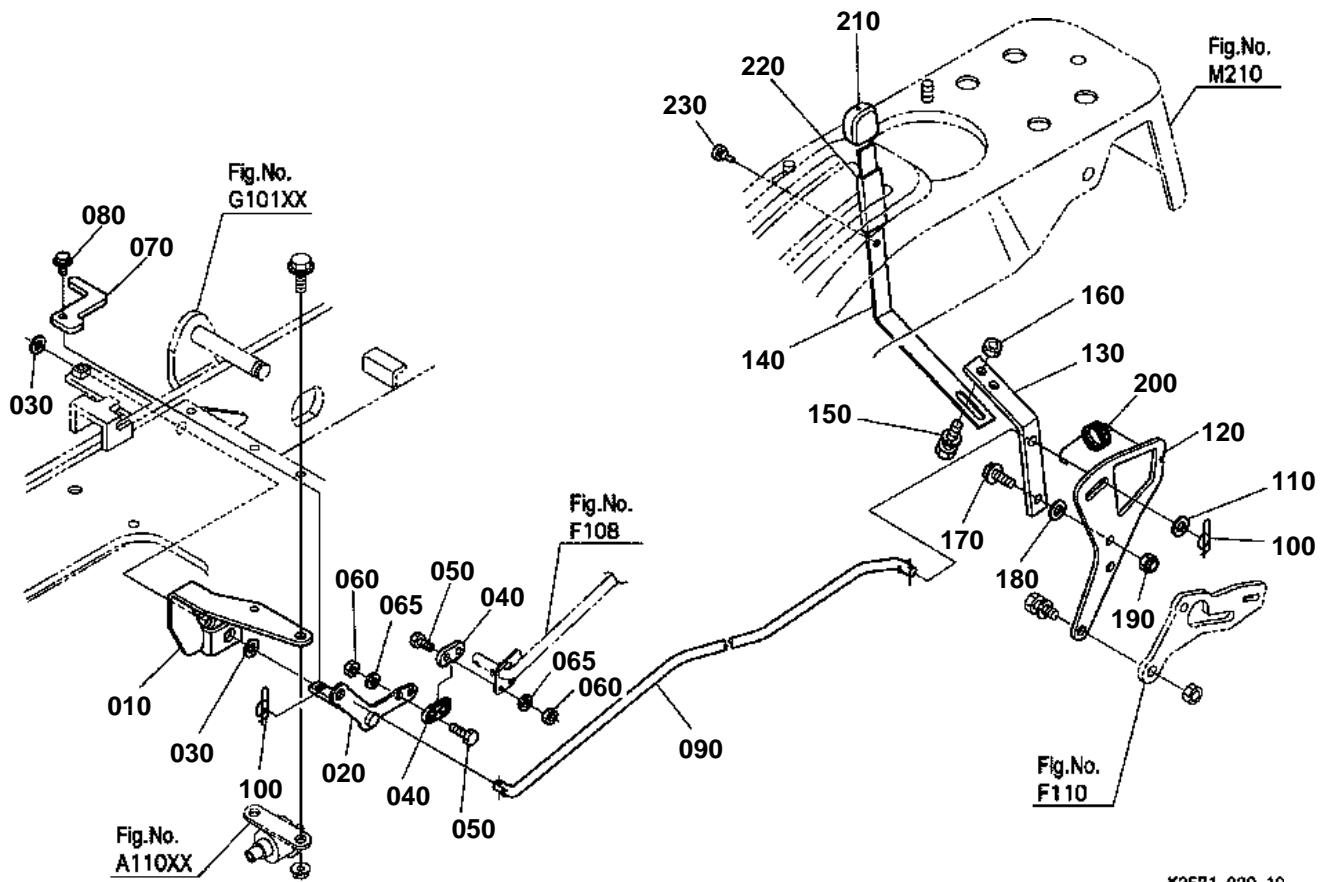


**BRAKE**

↔ Interchangeable; ≠ not interchangeable; ← new for old; → old for new

REF.No	Part No.	Description	Q'ty	S.No.	I/C	REMARKS	Weight (kgf)	Weight (lb)
010	K2561-13512	LEVER CAM LH	1				0.375	0.825
020	K2561-13522	LEVER CAM RH	1				0.385	0.847
030	04816-00240	O RING	2				0.003	0.0066
040	04612-00300	CIR CLIP EXTERNAL	2				0.003	0.0066
050	07715-00805	BALL	6				0.016	0.0352
060	K2561-13530	ACTUATOR LH	1				0.63	1.386
070	K2561-13540	ACTUATOR RH	1				0.62	1.364
080	6C090-22350	DISK BRAKE	8				0.18	0.396
090	6C140-22340	PLATE FRICTION	6				0.12	0.264
100	K2561-13550	HOLDER BEARING L	1				0.59	1.298
110	K2561-13560	HOLDER BEARING R	1				0.81	1.782
120	K2561-13580	PIN	2				0.006	0.0132
130	K2561-13570	CIR-CLIP INTERNAL	2				0.04	0.088

CRUISE CONTROL LEVER



K2571-029-10

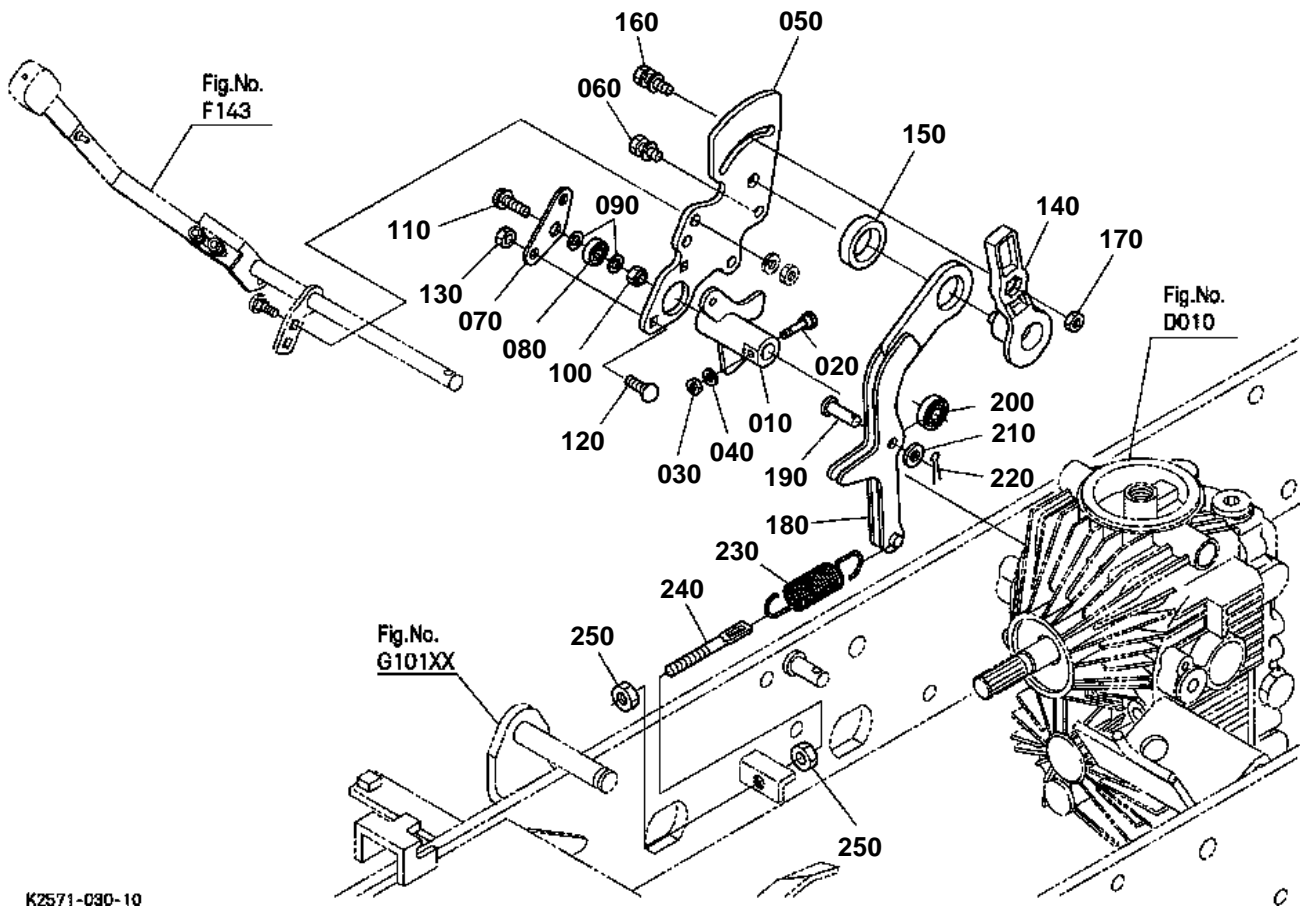


## CRUISE CONTROL LEVER

↔ Interchangeable; ≠ not interchangeable; ← new for old; → old for new

REF.No	Part No.	Description	Q'ty	S.No.	I/C	REMARKS	Weight (kgf)	Weight (lb)
010	K2571-43440	BRACKET CRUISE	1				0	0
020	K2571-43412	ARM CRUISE	1				0.12	0.264
030	32240-23950	WASHER	2				0.002	0.0044
040	K2571-43420	LOCK CRUISE	2				0.013	0.0286
050	01053-50614	BOLT	4				0.005	0.011
060	02014-50060	NUT	4				0.002	0.0044
065	04512-60060	WASHER SPRING	4				0.001	0.0022
070	K2571-43430	ARM RELEASE	1				0.07	0.154
080	01754-50616	BOLT FLANGE	1				0.006	0.0132
090	K2571-43532	ROD CRUISE	1				0	0
100	K1211-91130	RUE RING COTTER	2				0.01	0.022
110	04013-60100	WASHER PLAIN	1				0.003	0.0066
120	K2571-43520	STAY CRUISE	1				0.27	0.594
130	K2571-43510	LEVER CRUISE	1				0.154	0.3388
140	K2571-42940	LEVER HYD.CON.UPPER	1				0	0
150	01123-50820	BOLT	2				0.011	0.0242
160	02114-50080	NUT	2				0.005	0.011
170	01754-50825	BOLT FLANGE	1				0.01	0.022
180	04013-60080	WASHER PLAIN	1				0.002	0.0044
190	02552-50080	NUT LOCK	1				0.005	0.011
200	K2571-43540	SPRING	1				0.007	0.0154
210	K2571-42780	GRIP LEVER 4WD	1				0	0
220	K2571-42632	CUSHION	1				0	0
230	K2561-54370	CUSHION	1				0.001	0.0022

NEUTRAL HOLDER LINK



K2571-030-10

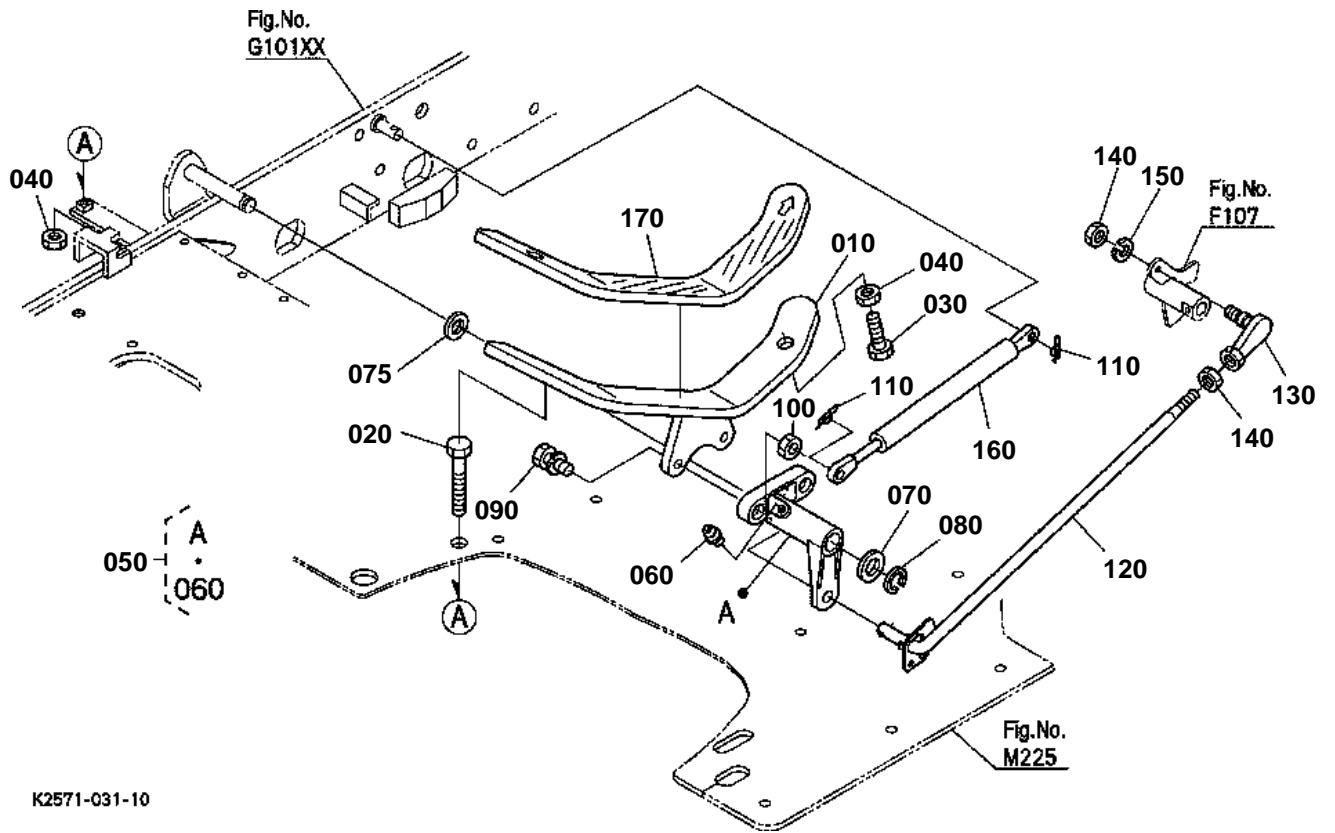


# NEUTRAL HOLDER LINK

↔ Interchangeable; ≠ not interchangeable; ← new for old; → old for new

REF.No	Part No.	Description	Q'ty	S.No.	I/C	REMARKS	Weight (kgf)	Weight (lb)
010	K2571-42410	ARM HST TRUNNION	1				0.36	0.792
020	K2561-42420	BOLT HST TRUNNION	1				0.017	0.0374
030	02014-50060	NUT	1				0.002	0.0044
040	04512-60060	WASHER SPRING	1				0.001	0.0022
050	K2571-42450	PLATE HST NEUTRAL	1				0.59	1.298
060	01123-50825	BOLT	2				0.013	0.0286
070	K2571-42440	PLATE HST TRUNNION	1				0	0
080	K2561-42530	BEARING BALL	1				0.012	0.0264
090	04012-50080	WASHER PLAIN	2				0.001	0.0022
100	02552-50080	NUT LOCK	1				0.005	0.011
110	01754-50825	BOLT FLANGE	1				0.01	0.022
120	K1122-91320	BOLT SHORT SQU.NECK	2				0.01	0.022
130	02751-50080	NUT FLANGE	2				0.006	0.0132
140	K2561-42470	LEVER NEUTRAL	1				0.14	0.308
150	K2561-42480	COLLAR	1				0.045	0.099
160	01125-50825	BOLT	1				0.018	0.0396
170	02054-50080	NUT	1				0.005	0.011
180	K2561-42513	ARM HST NEUTRAL	1				0.26	0.572
190	K2561-42523	PIN JOINT	1				0.009	0.0198
200	K2561-42530	BEARING BALL	1				0.012	0.0264
210	04013-60080	WASHER PLAIN	1				0.002	0.0044
220	05511-50218	PIN SPLIT	1				0.001	0.0022
230	K2561-42563	SPRING	1				0.13	0.286
240	K2561-42570	ROD ADJUST	1				0.029	0.0638
250	02114-50080	NUT	2				0.005	0.011

SPEED CONTROL PEDAL





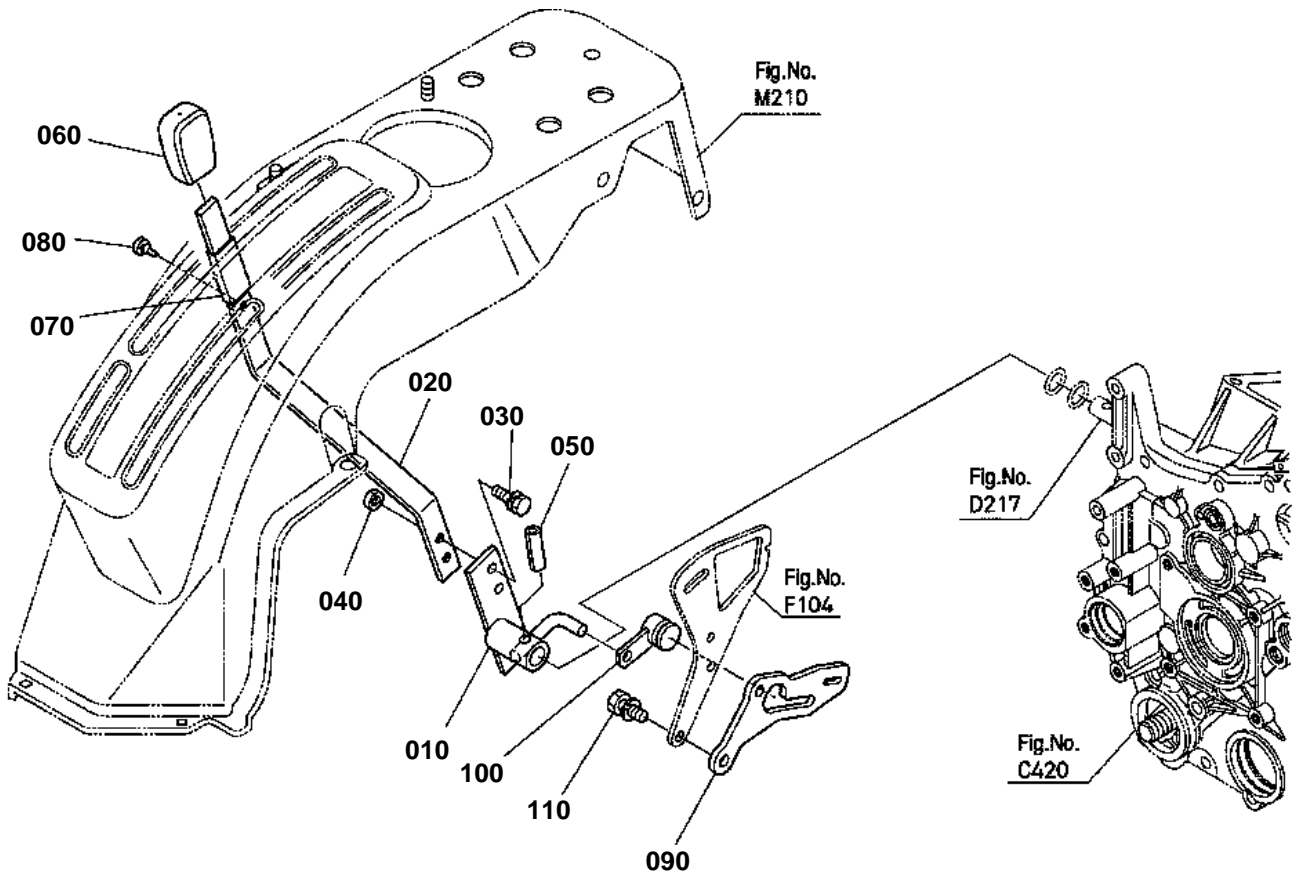


## SPEED CONTROL PEDAL

↔ Interchangeable; ≠ not interchangeable; ← new for old; → old for new

REF.No	Part No.	Description	Q'ty	S.No.	I/C	REMARKS	Weight (kgf)	Weight (lb)
010	K2561-42010	PEDAL HST	1				1.12	2.464
020	01153-50890	BOLT	1				0.033	0.0726
030	01153-50825	BOLT	1				0.012	0.0264
040	02114-50080	NUT	2				0.005	0.011
050	K2511-42100	LINK PEDAL HST	1				0.12	0.264
060	67211-42940	NIPPLE GREASE	1				0.001	0.0022
070	K2561-42130	WASHER PLAIN	1				0.004	0.0088
075	K2571-42120	WASHER PLAIN	1				0	0
080	75599-41522	CIR-CLIP EXTERNAL	1				0.001	0.0022
090	01123-50825	BOLT	2				0.013	0.0286
100	02054-50080	NUT	2				0.005	0.011
110	K1211-91130	RUE RING COTTER	2				0.01	0.022
120	K2571-42172	ROD SPEED CHANGE	1				0.23	0.506
130	K1122-42080	ROD END	1				0.03	0.066
140	75599-31022	NUT	2				0.015	0.033
150	04512-60080	WASHER SPRING	1				0.002	0.0044
160	K2561-42150	DAMPER HST	1				0.17	0.374
170	K2561-42310	COVER HST PEDAL	1				0.26	0.572

RANGE GEAR SHIFT LEVER



K2571-032-10

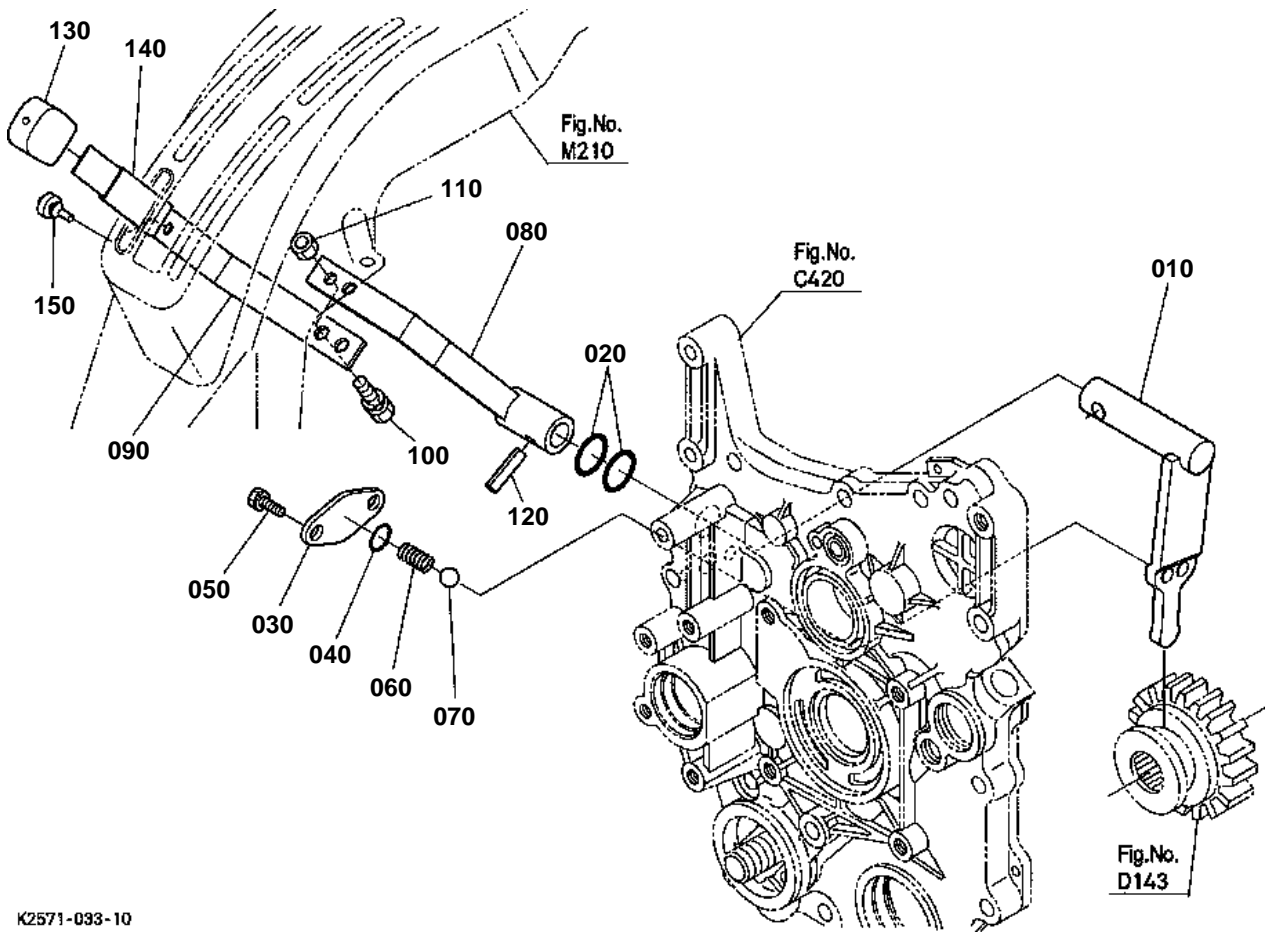


## RANGE GEAR SHIFT LEVER

↔ Interchangeable; ≠ not interchangeable; ← new for old; → old for new

REF.No	Part No.	Description	Q'ty	S.No.	I/C	REMARKS	Weight (kgf)	Weight (lb)
010	K2561-42970	LEVER SUB SELECT	1				0.39	0.858
020	K2571-42920	LEVER SUB UPPER	1				0.17	0.374
030	01123-50820	BOLT	2				0.011	0.0242
040	02114-50080	NUT	2				0.005	0.011
050	05411-00836	PIN SPRING	1				0.008	0.0176
060	K2571-42740	GRIP LEVER SUB	1				0	0
070	K2571-42630	CUSHION	1				0	0
080	K2561-54370	CUSHION	1				0.001	0.0022
090	K2561-42720	STAY SWITCH NEUTRAL	1				0.21	0.462
100	K2561-42730	ROD SWITCH	1				0.11	0.242
110	01123-50825	BOLT	2				0.013	0.0286

FRONT WHEEL DRIVE LEVER



K2571-033-10

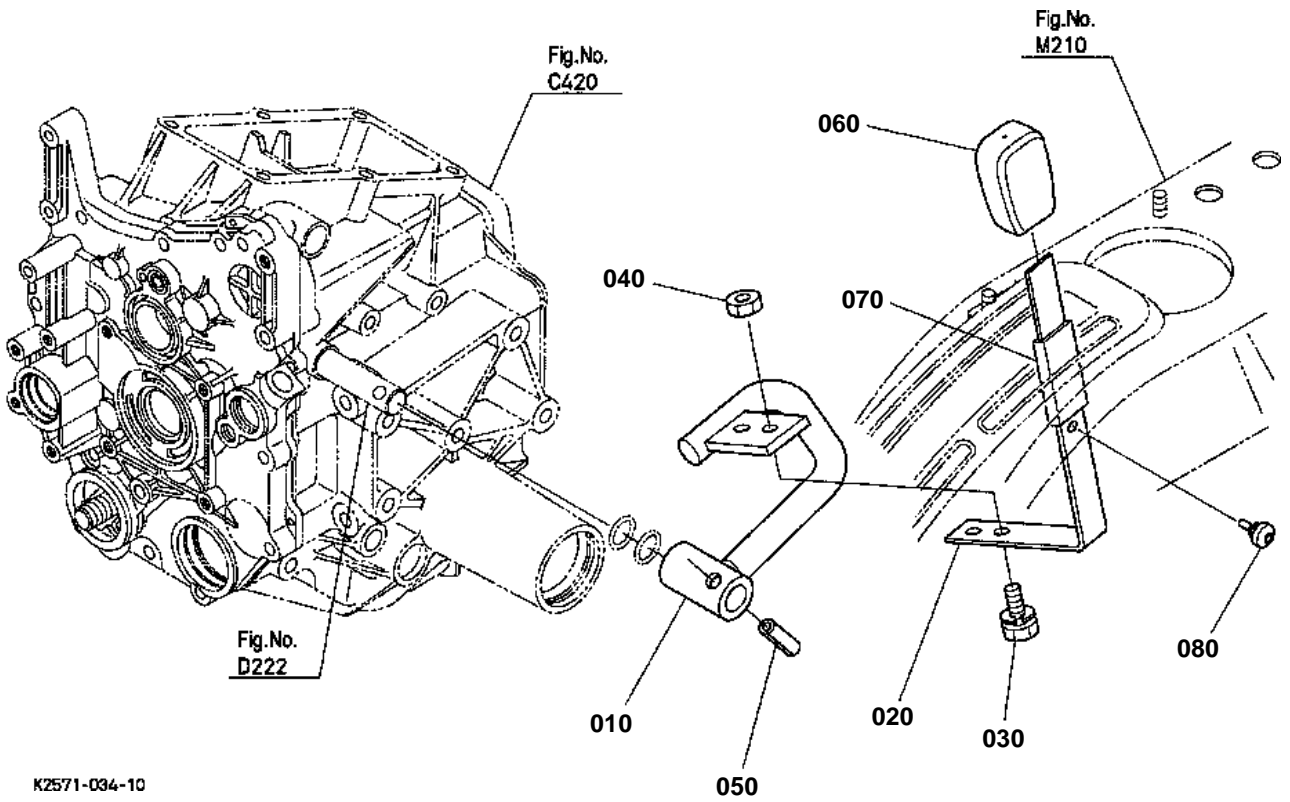


## FRONT WHEEL DRIVE LEVER

↔ Interchangeable; ≠ not interchangeable; ← new for old; → old for new

REF.No	Part No.	Description	Q'ty	S.No.	I/C	REMARKS	Weight (kgf)	Weight (lb)
010	K2561-13210	ARM 4WD SHIFT	1				0.2	0.44
020	04817-00160	O RING	2				0.001	0.0022
030	K2561-13220	PLATE FWD SELECT	1				0.008	0.0176
040	04817-00090	O RING	1				0.001	0.0022
050	01023-50614	BOLT	2				0.005	0.011
060	62061-18260	SPRING STOPPER	1				0.002	0.0044
070	07715-01605	BALL	1				0.003	0.0066
080	K2571-42750	LEVER 4WD SELECT	1				0	0
090	K2571-42950	LEVER FWD SELECT UP.	1				0.11	0.242
100	01123-50820	BOLT	2				0.011	0.0242
110	02114-50080	NUT	2				0.005	0.011
120	05411-00836	PIN SPRING	1				0.008	0.0176
130	K2571-42780	GRIP LEVER 4WD	1				0	0
140	K2571-42630	CUSHION	1				0	0
150	K2561-54370	CUSHION	1				0.001	0.0022

PTO SELECT LEVER



K2571-034-10

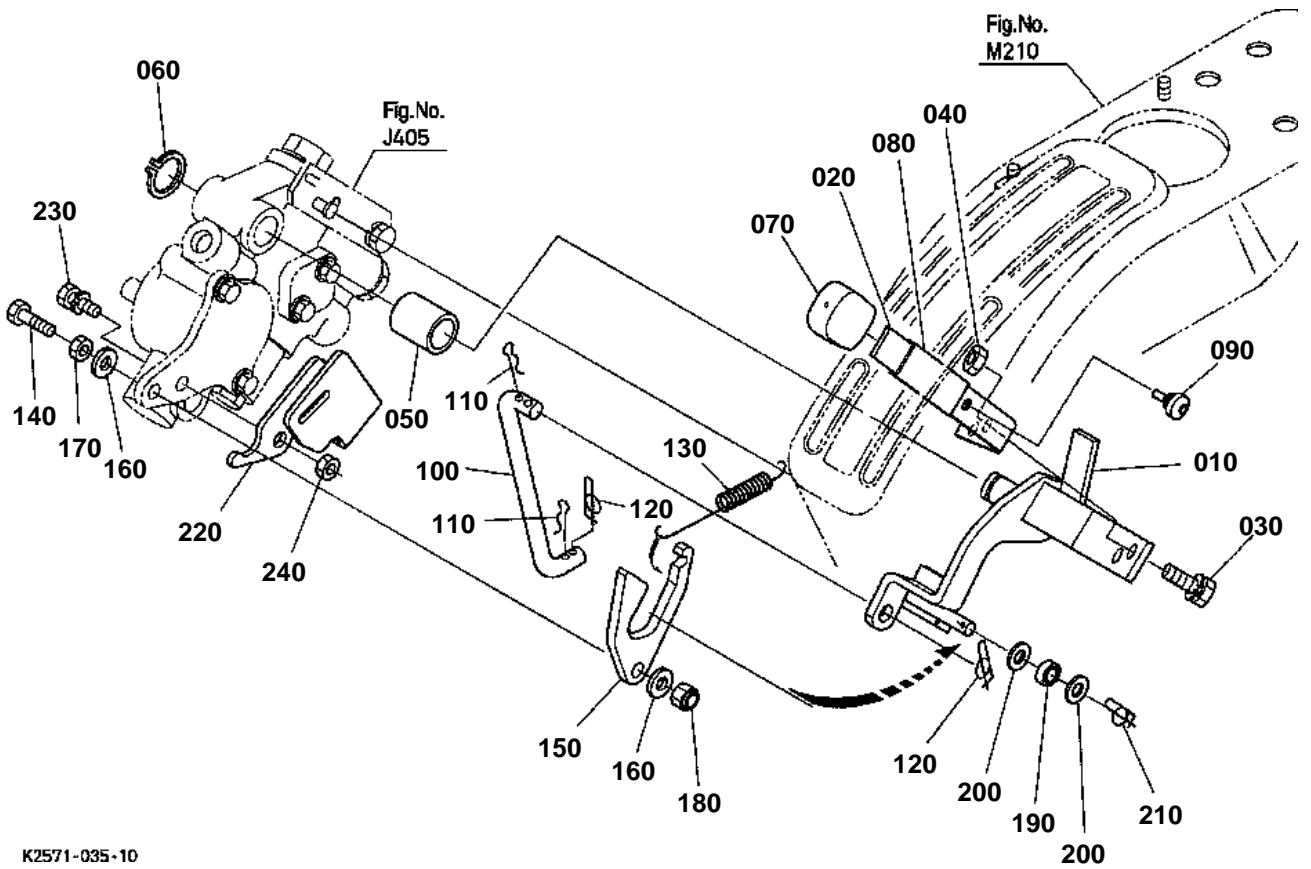


## PTO SELECT LEVER

↔ Interchangeable; ≠ not interchangeable; ← new for old; → old for new

REF.No	Part No.	Description	Q'ty	S.No.	I/C	REMARKS	Weight (kgf)	Weight (lb)
010	K2561-42962	LEVER PTO SELECT	1				0.96	2.112
020	K2571-42910	LEVER PTO SELECT UP.	1				0.12	0.264
030	01123-50820	BOLT	2				0.011	0.0242
040	02114-50080	NUT	2				0.005	0.011
050	05411-00836	PIN SPRING	1				0.008	0.0176
060	K2571-42620	GRIP LEVER PTO	1				0	0
070	K2571-42630	CUSHION	1				0	0
080	K2561-54370	CUSHION	1				0.001	0.0022

PTO GEAR SHIFT LEVER



K2571-035-10



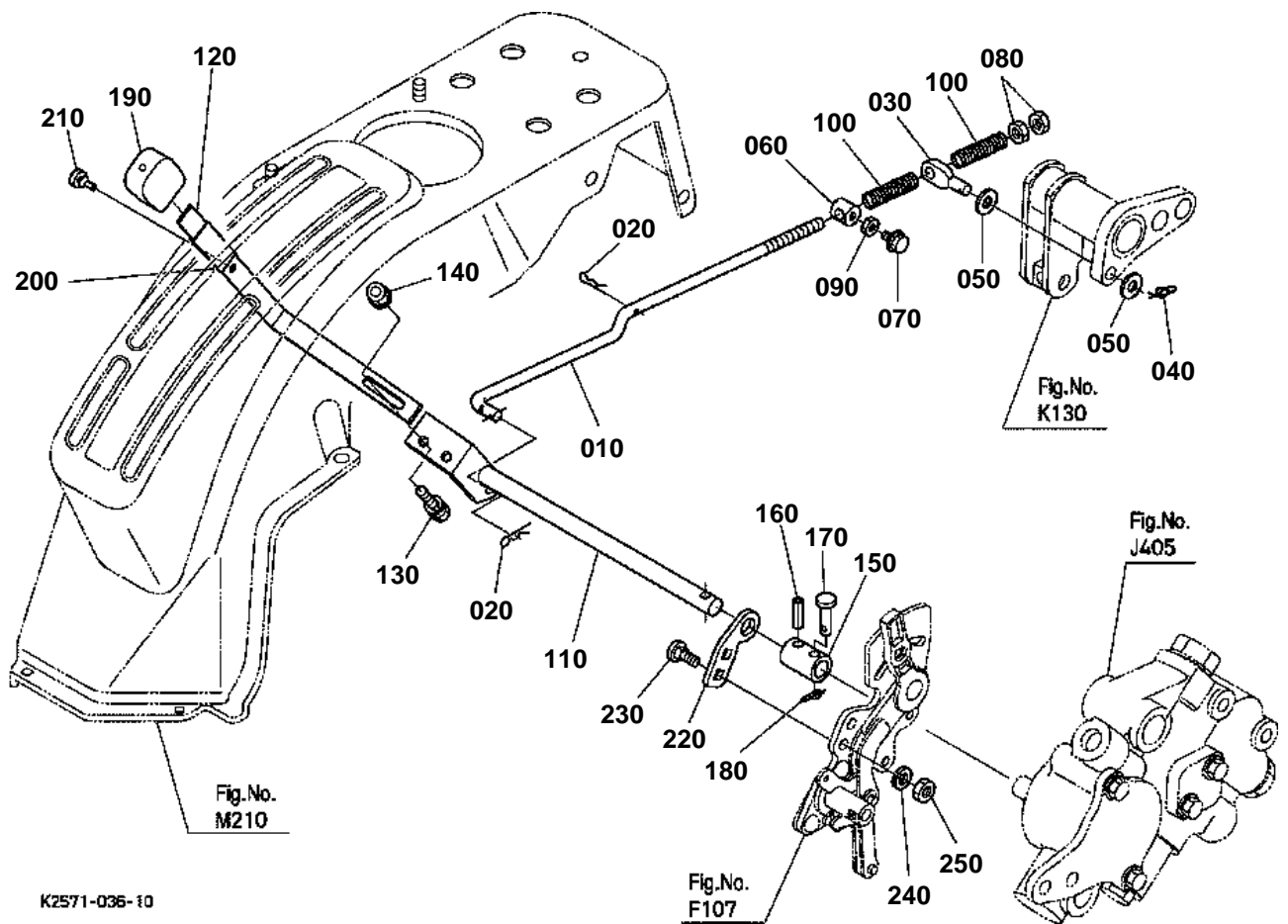


# PTO GEAR SHIFT LEVER

↔ Interchangeable; ≠ not interchangeable; ← new for old; → old for new

REF.No	Part No.	Description	Q'ty	S.No.	I/C	REMARKS	Weight (kgf)	Weight (lb)
010	K2571-42650	LEVER PTO CLUTCH	1				0.46	1.012
020	K2571-42930	LEVER PTO CLUTCH UP.	1				0.07	0.154
030	01123-50820	BOLT	2				0.011	0.0242
040	02114-50080	NUT	2				0.005	0.011
050	K2561-42140	BUSHING DU	1				0.05	0.11
060	04612-00160	CIR CLIP EXTERNAL	1				0.001	0.0022
070	K2571-42660	GRIP LEVER CLUTCH	1				0	0
080	K2571-42630	CUSHION	1				0	0
090	K2561-54370	CUSHION	1				0.001	0.0022
100	K2561-42670	ROD PTO CLUTCH	1				0.11	0.242
110	75599-56004	PIN SNAP	2				0.01	0.022
120	K1211-91130	RUE RING COTTER	2				0.01	0.022
130	K2561-42640	SPRING POSITION	1				0.017	0.0374
140	01155-50830	BOLT	1				0.01	0.022
150	K2571-42890	CAM PTO CLUCH	1				0.085	0.187
160	04013-60080	WASHER PLAIN	2				0.002	0.0044
170	02114-50080	NUT	1				0.005	0.011
180	K5112-72840	NUT LOCK	1				0.005	0.011
190	K2561-42530	BEARING BALL	1				0.012	0.0264
200	04015-60080	WASHER PLAIN	2				0.01	0.022
210	K1211-91120	RUE RING COTTER	1				0.001	0.0022
220	K2511-42990	STAY	1				0.085	0.187
230	01123-50820	BOLT	1				0.011	0.0242
240	02114-50080	NUT	1				0.005	0.011

HYDRAULIC CONTROL LEVER



K2571-036-10

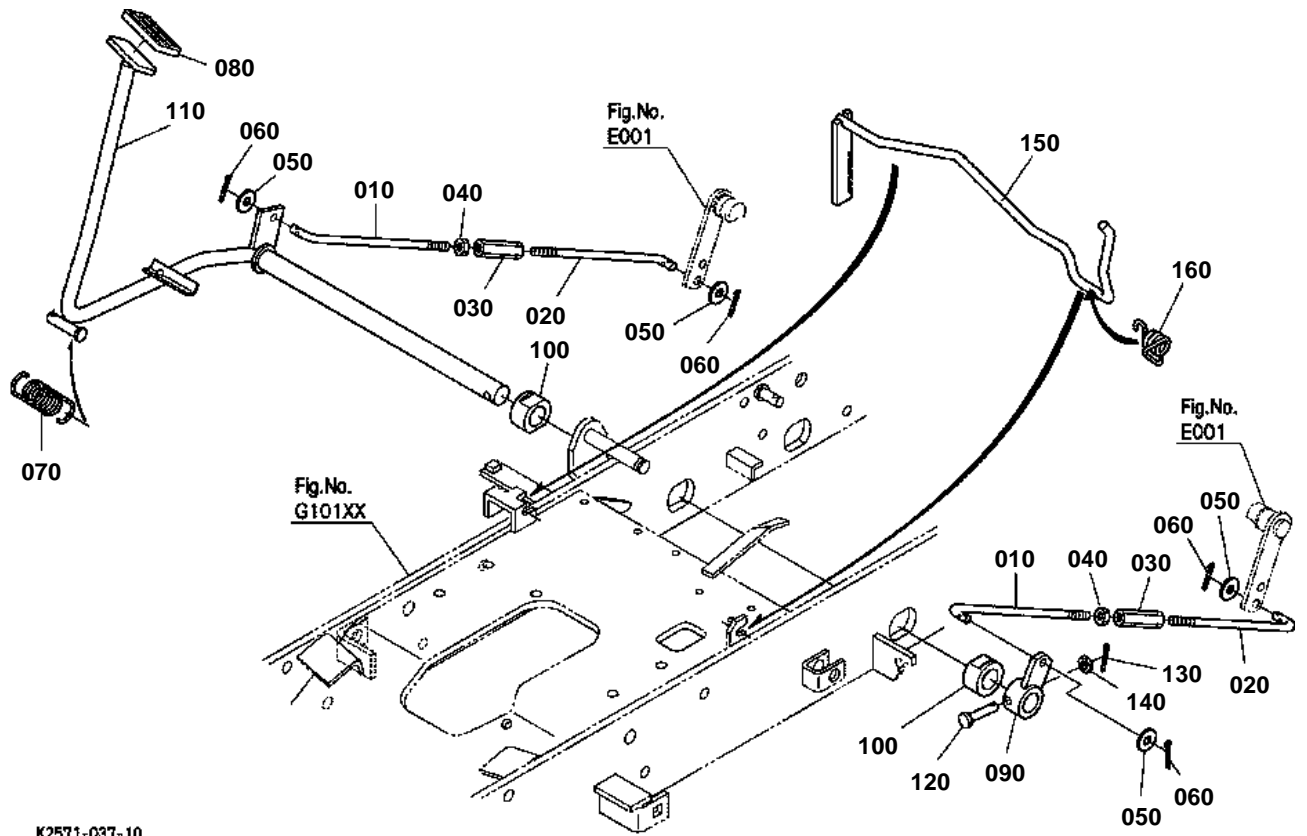


# HYDRAULIC CONTROL LEVER

↔ Interchangeable; ≠ not interchangeable; ← new for old; → old for new

REF.No	Part No.	Description	Q'ty	S.No.	I/C	REMARKS	Weight (kgf)	Weight (lb)
010	K2561-36360	ROD FEED BACK	1				0.12	0.264
020	75599-56003	PIN SNAP	2				0.001	0.0022
030	K2571-36370	PIN FEED BACK	1				0	0
040	K1211-91140	RUE RING COTTER	1				0.002	0.0044
050	04011-50120	WASHER PLAIN	2				0.005	0.011
060	K2561-36380	BRACKET FEEDBACK	1				0.021	0.0462
070	01754-50612	BOLT FLANGE	1				0.005	0.011
080	02054-50080	NUT	2				0.005	0.011
090	02014-50060	NUT	1				0.002	0.0044
100	K2561-36390	SPRING	2				0.015	0.033
110	K2571-42810	LEVER HYD.CONTROL	1				0	0
120	K2571-42940	LEVER HYD.CON.UPPER	1				0	0
130	01123-50820	BOLT	2				0.011	0.0242
140	02751-50080	NUT FLANGE	2				0.006	0.0132
150	K2561-42840	BOSS HYD LEVER	1				0	0
160	05411-00836	PIN SPRING	1				0.008	0.0176
170	05122-50830	PIN JOINT	1				0.014	0.0308
180	K1211-91120	RUE RING COTTER	1				0.001	0.0022
190	K2571-42820	GRIP HYD LEVER	1				0	0
200	K2571-42630	CUSHION	1				0	0
210	K2561-54370	CUSHION	1				0.001	0.0022
220	K2561-42852	PLATE	1				0.007	0.0154
230	K1122-91320	BOLT SHORT SQU.NECK	2				0.01	0.022
240	04512-60080	WASHER SPRING	2				0.002	0.0044
250	02114-50080	NUT	2				0.005	0.011

BRAKE PEDAL



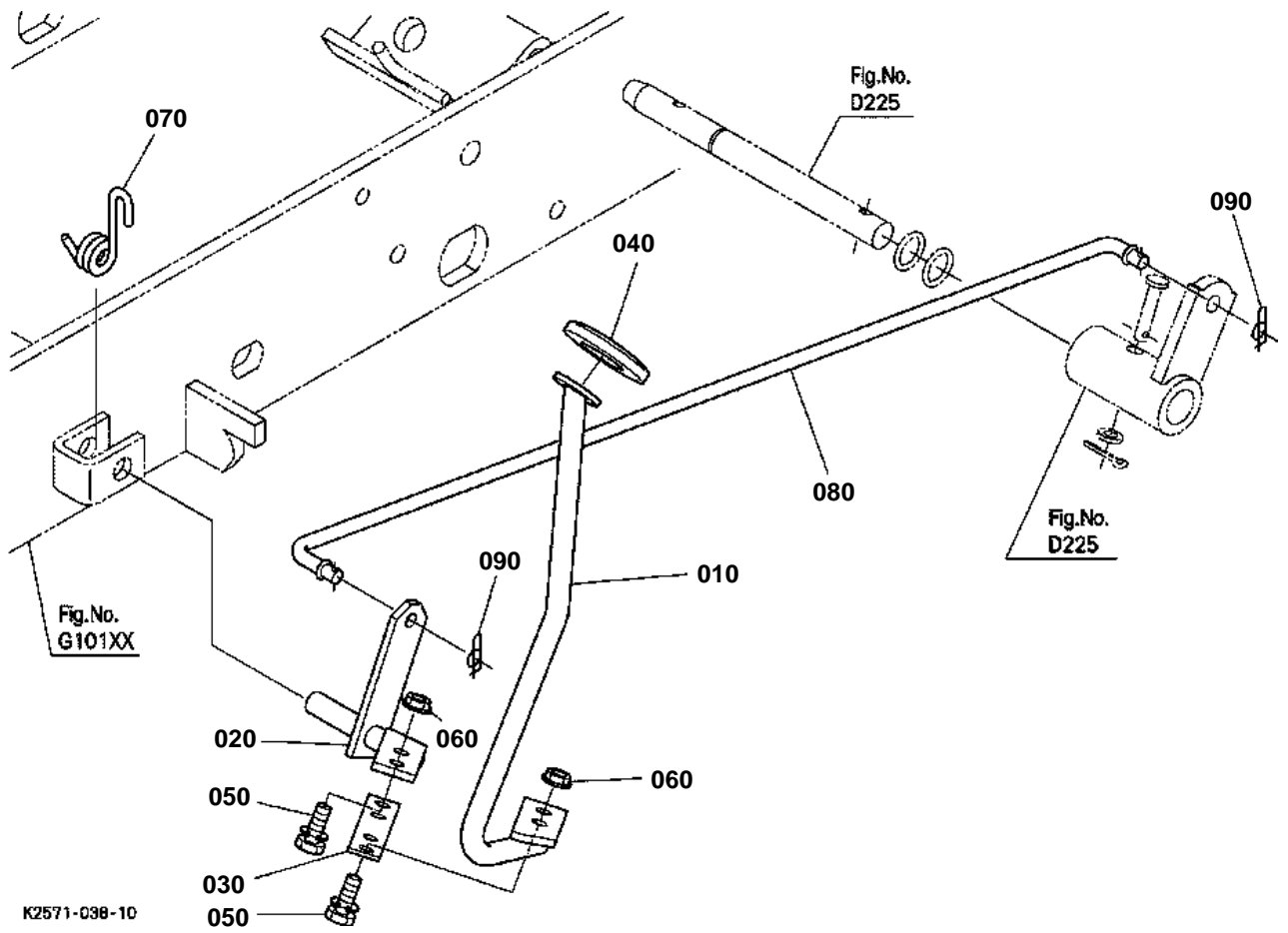
K2571-037-10

**BRAKE PEDAL**

↔ Interchangeable; ≠ not interchangeable; ← new for old; → old for new

REF.No	Part No.	Description	Q'ty	S.No.	I/C	REMARKS	Weight (kgf)	Weight (lb)
010	K2561-43110	ROD BRAKE	2				0.12	0.264
020	K2561-43120	ROD LEFT HAND THREAD	2				0.095	0.209
030	K2561-43150	TURNBUCKLE	2				0.07	0.154
040	75599-31023	NUT	2				0.006	0.0132
050	04013-60100	WASHER PLAIN	4				0.003	0.0066
060	75599-53152	PIN COTTER	4				0.001	0.0022
070	K2561-43140	SPRING RETURN	1				0.03	0.066
080	K1122-43150	COVER BRAKE PEDAL	1				0.022	0.0484
090	K2561-43160	ARM BRAKE	1				0.198	0.4356
100	K2561-43180	BUSH	2				0.099	0.2178
110	K2561-43170	PEDAL BRAKE	1				0	0
120	75599-51440	PIN CLEVIS	1				0.044	0.0968
130	75599-53173	PIN COTTER	1				0.002	0.0044
140	0Y401-50070	WASHER PLAIN	1				0.043	0.0946
150	K2563-43210	PEDAL PARKING	1				0	0
160	K2561-43230	SPRING PARKING	1				0.01	0.022

DIFFERENTIAL LOCK PEDAL



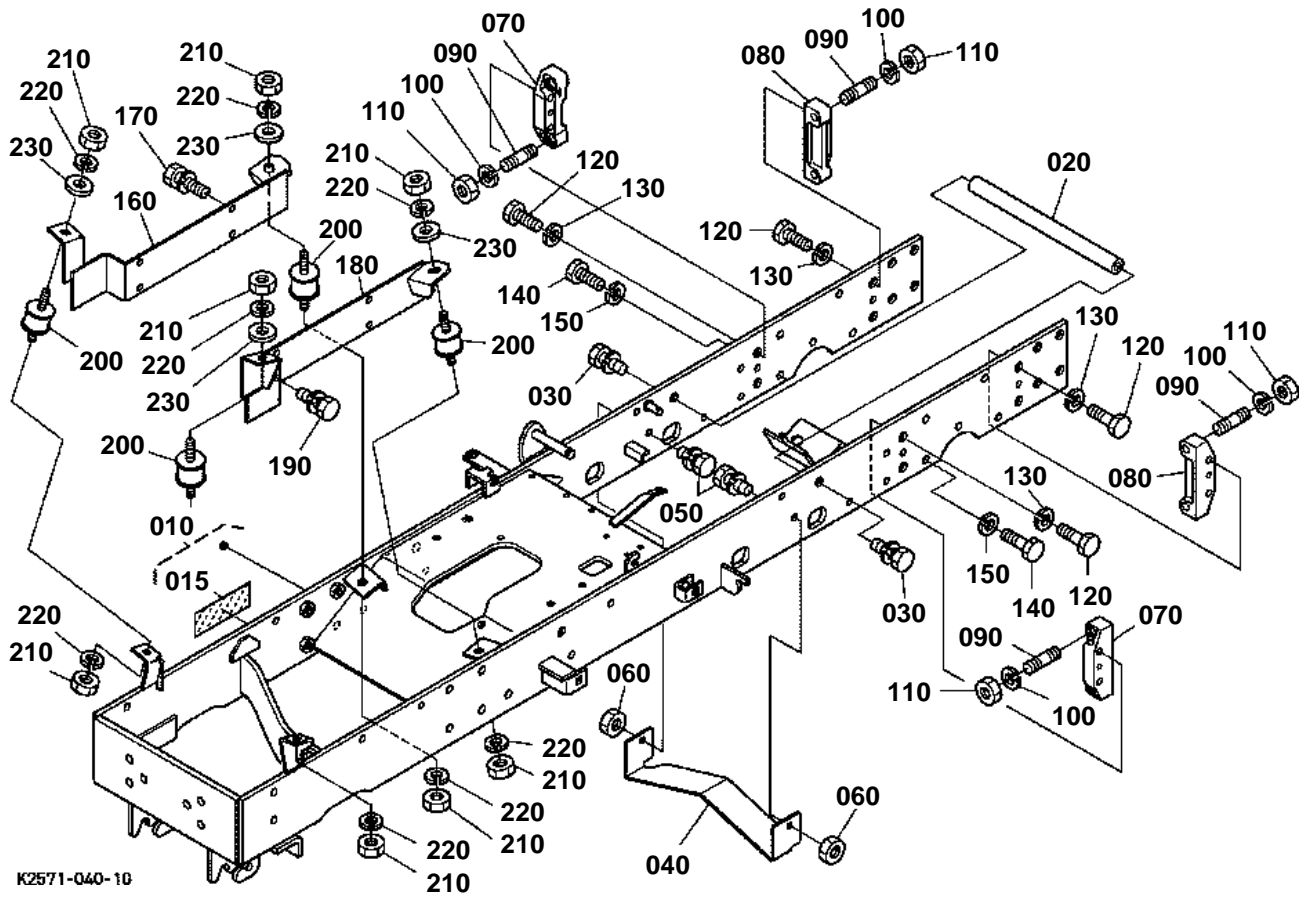


## DIFFERENTIAL LOCK PEDAL

↔ Interchangeable; ≠ not interchangeable; ← new for old; → old for new

REF.No	Part No.	Description	Q'ty	S.No.	I/C	REMARKS	Weight (kgf)	Weight (lb)
010	K2571-45510	PEDAL DIFF.LOCK	1				0.2	0.44
020	K2571-45550	SHAFT DIFF.LOCK	1				0.24	0.528
030	K2571-45560	PLATE DIFF.LOCK	1				0.04	0.088
040	36919-62320	RUBBER PEDAL	1				0.008	0.0176
050	01123-50820	BOLT	4				0.011	0.0242
060	02751-50080	NUT FLANGE	4				0.006	0.0132
070	K2561-45520	SPRING DIFF.LOCK PDL	1				0.04	0.088
080	K2561-45530	ROD DIFF.LOCK	1				0.25	0.55
090	K1211-91120	RUE RING COTTER	2				0.001	0.0022

FRONT AXLE FRAME





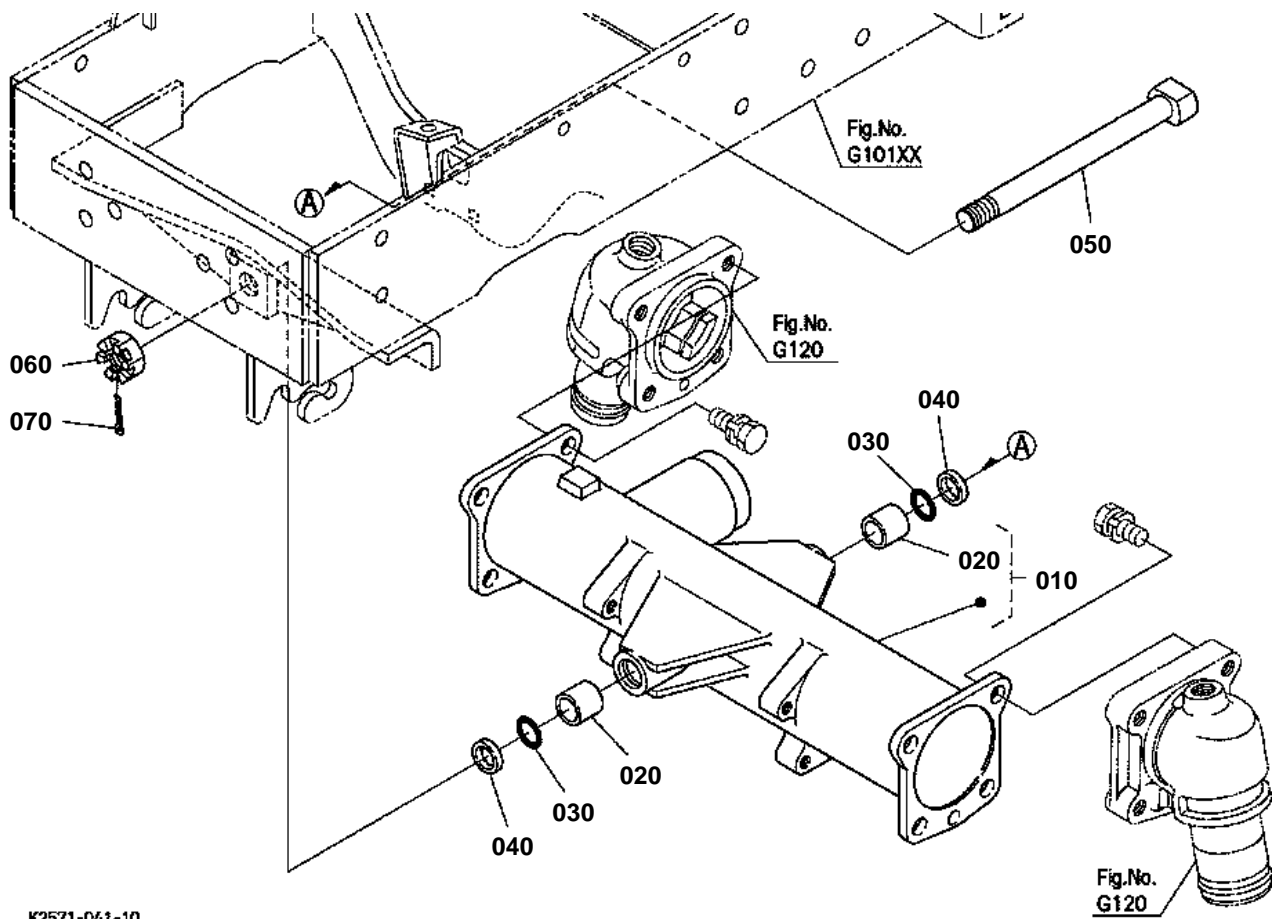


# FRONT AXLE FRAME

↔ Interchangeable; ≠ not interchangeable; ← new for old; → old for new

REF.No	Part No.	Description	Q'ty	S.No.	I/C	REMARKS	Weight (kgf)	Weight (lb)
010	K2561-92110	KIT FRAME COMP	1			ENGLISH	85	187
010	K2567-92110	KIT FRAME COMP	1			FRENCH	123	270.6
015	K2561-65410	LABEL START DANGER	1			ENGLISH NOT SALE	0	0
015	K2567-65410	LABEL START DANGER F	1			FRENCH NOT SALE	0	0
020	K2561-21030	ROD TIE	1				1.2	2.64
030	01133-51440	BOLT	2				0.07	0.154
040	K2561-21212	COVER HST FAN	1				0.6	1.32
050	01133-51030	BOLT	2				0.025	0.055
060	02118-50100	NUT	2				0.005	0.011
070	K2561-21520	BRACKET FRONT	2				0.82	1.804
080	K2561-21530	BRACKET REAR	2				0.79	1.738
090	01555-51245	STUD	8				0.26	0.572
100	04512-60120	WASHER SPRING	8				0.005	0.011
110	K2561-21550	NUT	8				0.013	0.0286
120	01073-51430	BOLT	8				0.058	0.1276
130	04512-60140	WASHER SPRING	8				0.008	0.0176
140	01053-51240	BOLT	10				0.05	0.11
150	04512-60120	WASHER SPRING	10				0.005	0.011
160	K2571-22120	SUPPORT ENGINE RH	1				1.73	3.806
170	01133-51022	BOLT	4				0.025	0.055
180	K2571-22110	SUPPORT ENGINE LH	1				1.75	3.85
190	01133-51022	BOLT	4				0.025	0.055
200	K2571-22130	CUSHION	4				0	0
210	75599-31013	NUT	8				0.006	0.0132
220	75599-33013	WASHER SPRING	8				0.006	0.0132
230	04013-60100	WASHER PLAIN	4				0.003	0.0066

FRONT DIFFERENTIAL CASE



K2571-041-10

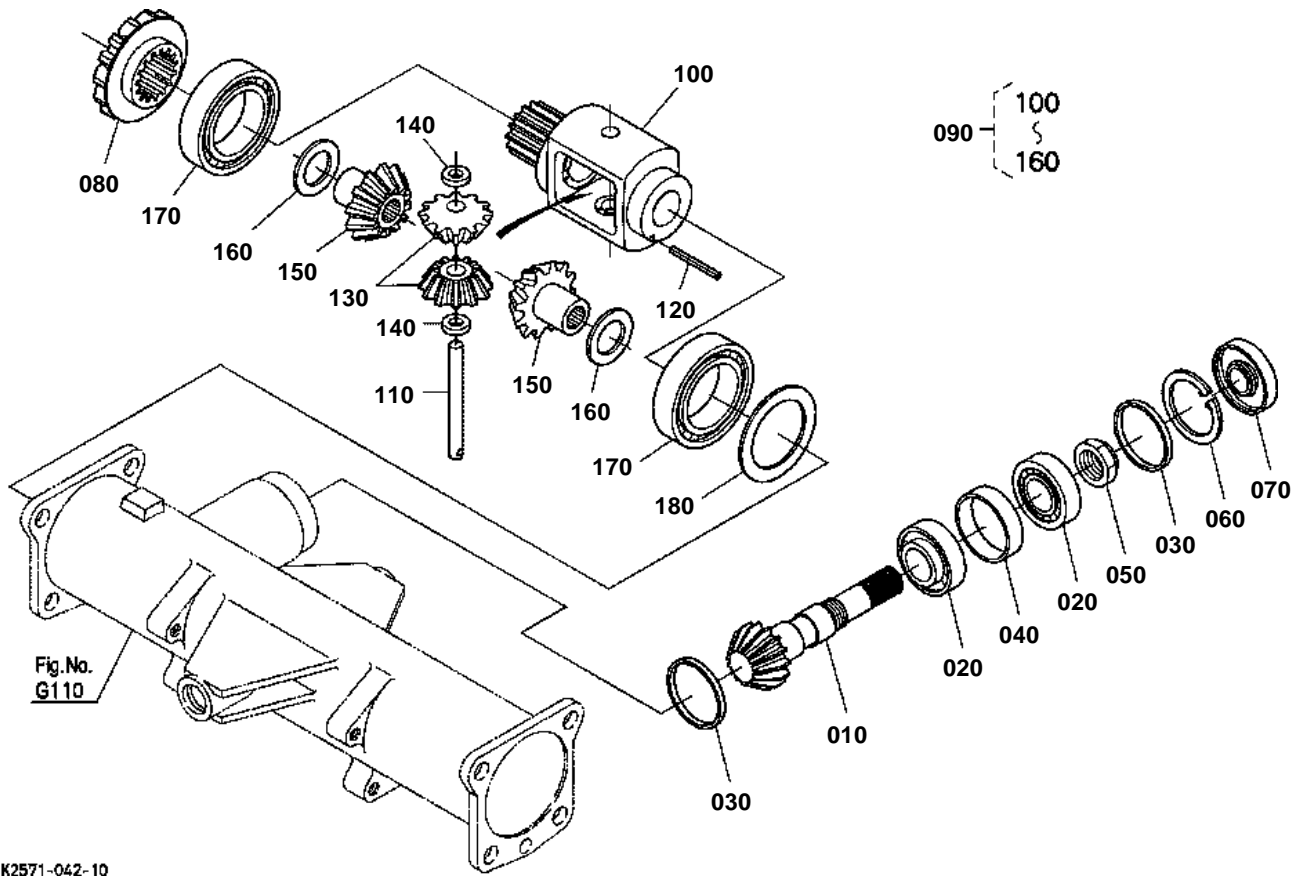


## FRONT DIFFERENTIAL CASE

↔ Interchangeable; ≠ not interchangeable; ← new for old; → old for new

REF.No	Part No.	Description	Q'ty	S.No.	I/C	REMARKS	Weight (kgf)	Weight (lb)
010	K2561-90200	ASSY CASE FRONT	1				9.9	21.78
020	08511-02025	BUSH	2				0.02	0.044
030	67817-37190	O RING	2				0.001	0.0022
040	K2561-15250	RING BACK UP	2				0.001	0.0022
050	K2561-15133	SHAFT CENTER	1				0.66	1.452
060	K2561-15190	NUT	1				0.02	0.044
070	75599-53195	PIN COTTER	1				0.003	0.0066

FRONT DIFFERENTIAL



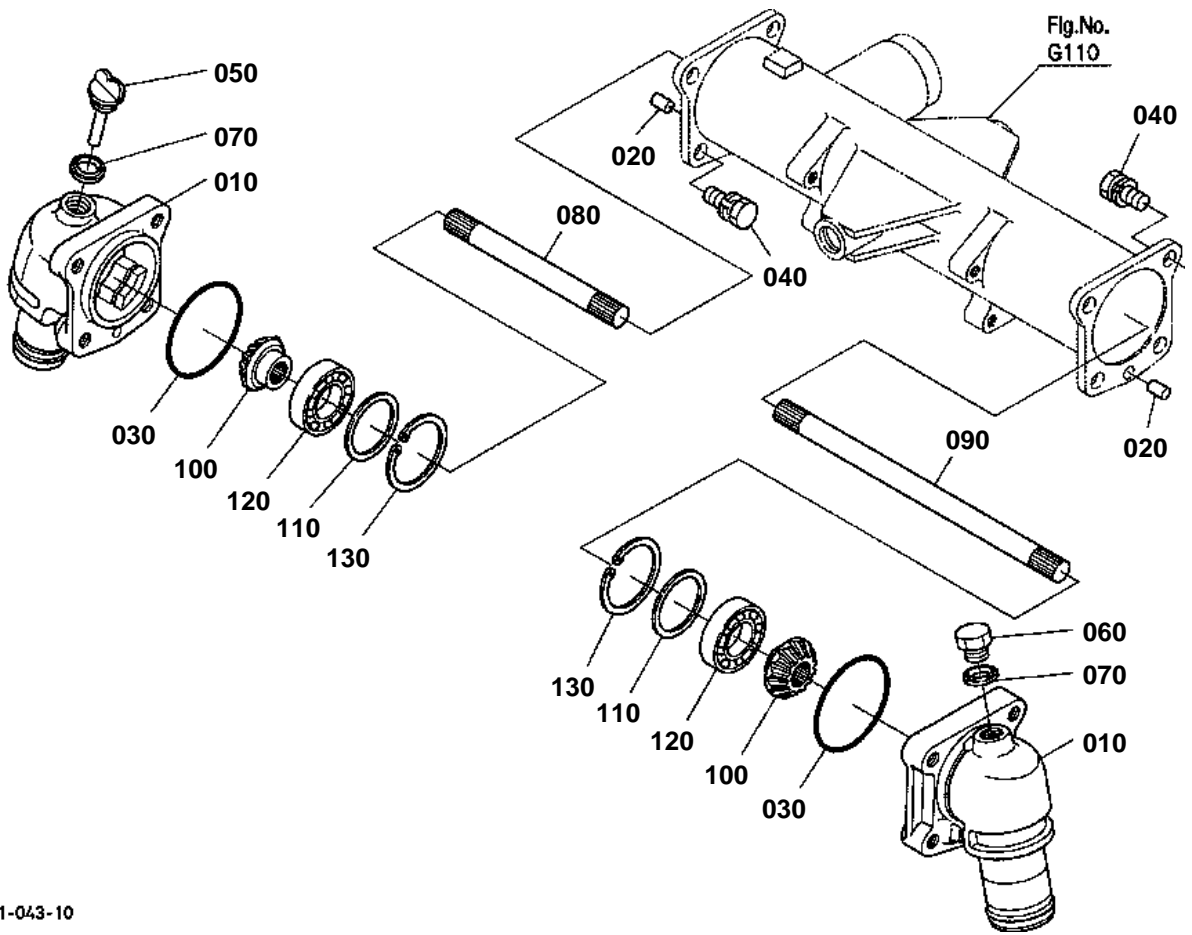
K2571-042-10

**FRONT DIFFERENTIAL**

↔ Interchangeable; ≠ not interchangeable; ← new for old; → old for new

REF.No	Part No.	Description	Q'ty	S.No.	I/C	REMARKS	Weight (kgf)	Weight (lb)
010	K2561-15712	SHAFT GEAR	1			11T	0.5	1.1
020	08711-30205	BEARING TAPER-ROLLER	2				0.148	0.3256
030	6C040-56620	COLLAR	2			4.5mm	0.01	0.022
030	37410-58120	COLLAR	2			4.0mm	0.01	0.022
030	37410-58130	COLLAR	2			4.1mm	0.01	0.022
030	37410-58140	COLLAR	2			4.2mm	0.01	0.022
030	6C040-56630	COLLAR	2			3.9mm	0.009	0.0198
030	37410-58150	COLLAR	2			3.8mm	0.01	0.022
030	37410-58160	COLLAR	2			3.4mm	0.01	0.022
030	37410-56660	COLLAR	2			4.6mm	0.011	0.0242
030	37410-58170	COLLAR	2			3.6mm	0.01	0.022
030	37410-56680	COLLAR	2			4.4mm	0.015	0.033
040	37410-56690	COLLAR	1				0.04	0.088
050	37410-56710	NUT	1				0.03	0.066
060	04611-00520	CIR CLIP INTERNAL	1				0.009	0.0198
070	59700-45520	SEAL OIL	1				0.023	0.0506
080	K2561-15910	GEAR BEVEL	1			20T	0.37	0.814
090	K2561-16010	ASSY DIFF. FRONT	1				1.29	2.838
100	K2561-16020	CASE DIFF.FRONT	1				0.94	2.068
110	K2561-16120	SHAFT DIFF.PINION	1				0.045	0.099
120	05411-00440	PIN SPRING	1				0.002	0.0044
130	K2561-16130	GEAR BEVEL	2			10T	0.05	0.11
140	K2561-16050	SHIM	2			3.5mm	0.006	0.0132
140	K2561-16060	SHIM	2			3.3mm	0.005	0.011
140	K2561-16070	SHIM	2			3.7mm	0.006	0.0132
140	K2561-16080	SHIM	2			3.9mm	0.006	0.0132
150	K2561-16140	GEAR BEVEL	2			14T	0.11	0.242
160	37410-56930	SHIM	2			1.0mm	0.005	0.011
160	37410-56920	SHIM	2			0.8mm	0.005	0.011
160	37410-56940	SHIM	2			1.2mm	0.01	0.022
170	08101-06010	BEARING BALL	2				0.262	0.5764
180	66611-15150	SHIM DIFF.SIDE	1				0.002	0.0044

DIFFERENTIAL GEAR SHAFT



K2571-043-10

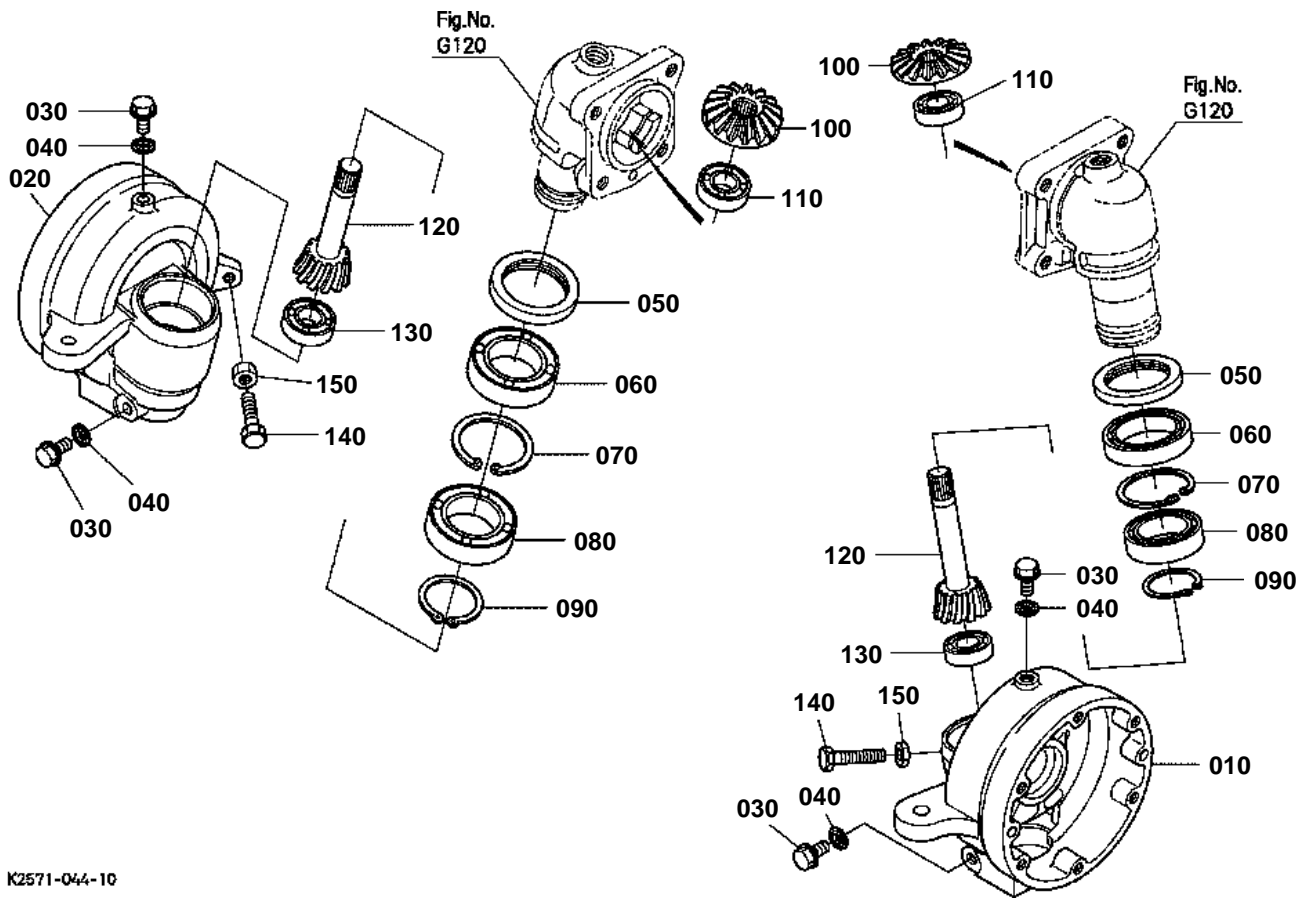


## DIFFERENTIAL GEAR SHAFT

↔ Interchangeable; ≠ not interchangeable; ← new for old; → old for new

REF.No	Part No.	Description	Q'ty	S.No.	I/C	REMARKS	Weight (kgf)	Weight (lb)
010	K2561-15222	CASE BEVEL GEAR	2				2.82	6.204
020	05012-01020	PIN STRAIGHT	2				0.013	0.0286
030	04811-50850	O RING	2				0.003	0.0066
040	01133-51230	BOLT	8				0.04	0.088
050	K2561-15240	GAUGE OIL	1				0.011	0.0242
060	06331-45020	PLUG	1				0.08	0.176
070	04717-02000	WASHER WITH RUBBER	2				0.004	0.0088
080	K2561-16220	SHAFT YOKE RH	1				0.42	0.924
090	K2561-16210	SHAFT YOKE LH	1				0.7	1.54
100	K2561-16230	GEAR BEVEL F	2			12T	0.2	0.44
110	6C040-57130	SHIM	2			1.0mm	0.008	0.0176
110	6C040-57140	SHIM	2			0.8mm	0.006	0.0132
110	6C040-57150	SHIM	2			1.2mm	0.009	0.0198
110	6C040-57160	SHIM	2			1.4mm	0.011	0.0242
120	08101-06206	BEARING BALL	2				0.196	0.4312
130	04611-00620	CIR CLIP INTERNAL	2				0.011	0.0242

FRONT AXLE CASE





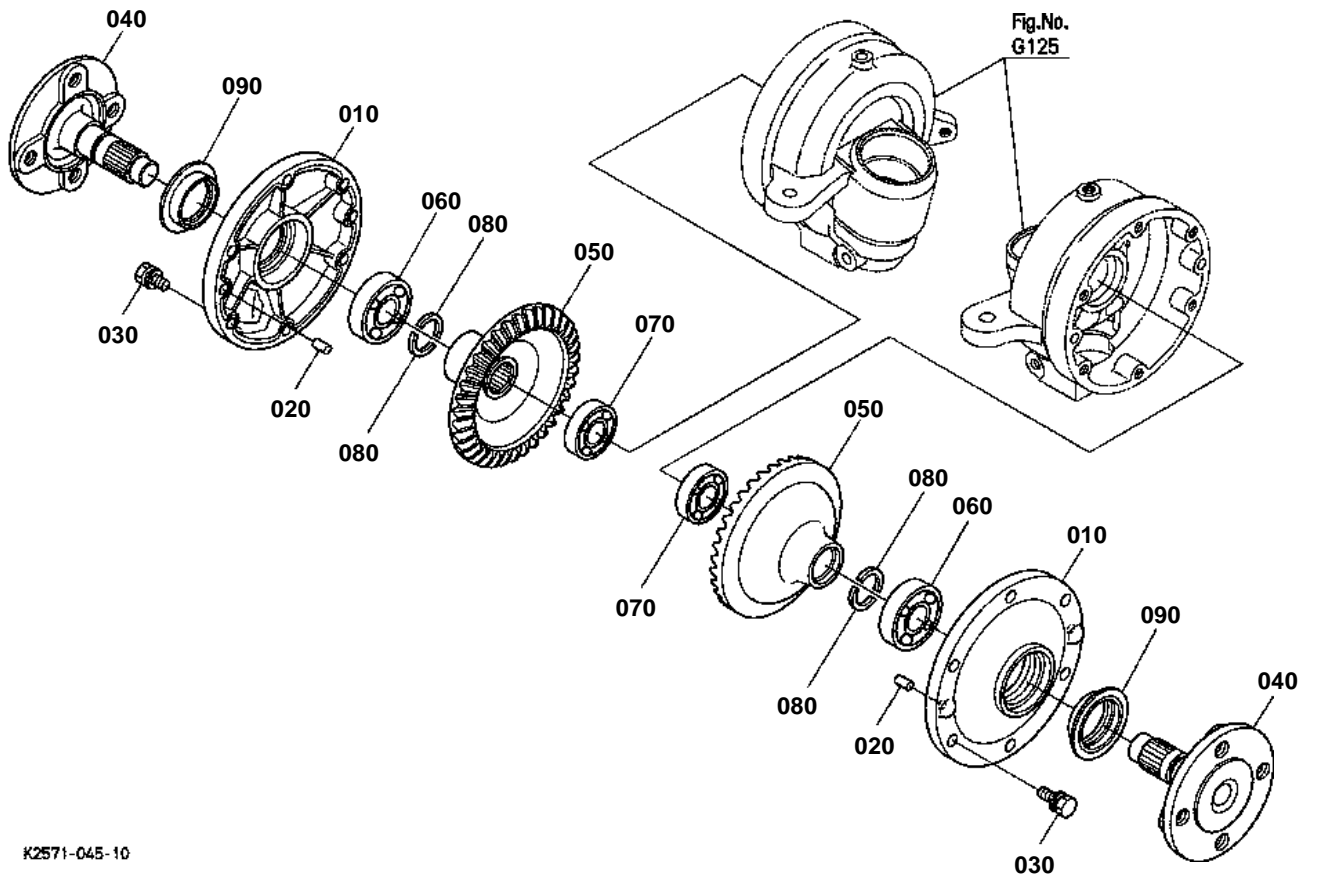


## FRONT AXLE CASE

↔ Interchangeable; ≠ not interchangeable; ← new for old; → old for new

REF.No	Part No.	Description	Q'ty	S.No.	I/C	REMARKS	Weight (kgf)	Weight (lb)
010	K2561-15412	CASE FRONT GEAR LH	1				4.84	10.648
020	K2561-15420	CASE FRONT GEAR RH	1				4.66	10.252
030	01774-51010	BOLT FLANGE	4				0.08	0.176
040	04717-01000	WASHER WITH RUBBER	4				0.001	0.0022
050	6A320-56220	SEAL OIL	2				0.06	0.132
060	08101-06910	BEARING BALL	2				0.14	0.308
070	04611-00680	CIR CLIP INTERNAL	2				0.016	0.0352
080	08101-06909	BEARING BALL	2				0.135	0.297
090	04612-00450	CIR CLIP EXTERNAL	2				0.007	0.0154
100	K2561-16280	GEAR BEVEL F	2			15T	0.21	0.462
110	08101-06204	BEARING BALL	2				0.102	0.2244
120	K2561-16310	SHAFT BEVEL GEAR	2			9T	0.5	1.1
130	08101-06304	BEARING BALL	2				0.146	0.3212
140	66711-13320	BOLT ADJUSTING	2				0.028	0.0616
150	02118-50100	NUT	2				0.005	0.011

FRONT AXLE



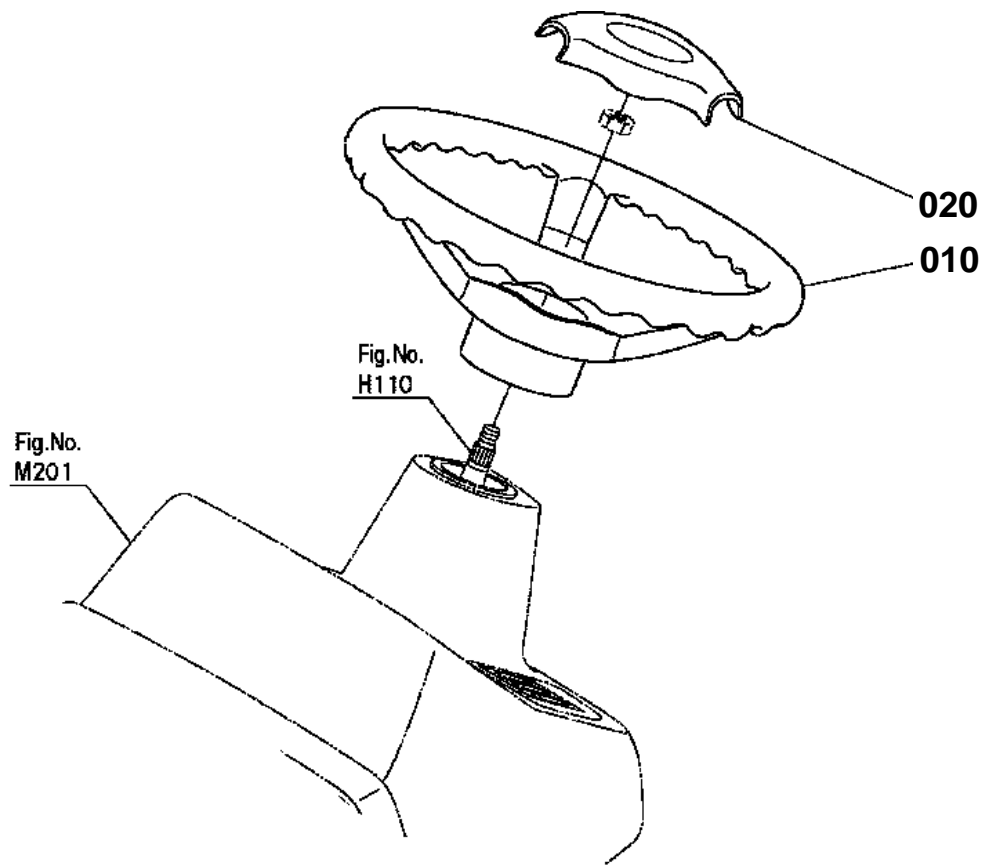
K2571-045-10

**FRONT AXLE**

↔ Interchangeable; ≠ not interchangeable; ← new for old; → old for new

REF.No	Part No.	Description	Q'ty	S.No.	I/C	REMARKS	Weight (kgf)	Weight (lb)
010	K2561-15480	COVER GEAR CASE	2				0.52	1.144
020	05012-00820	PIN STRAIGHT	4				0.008	0.0176
030	01133-51030	BOLT	12				0.025	0.055
040	K2561-16410	SHAFT FRONT AXLE	2				1.62	3.564
050	K2561-16320	GEAR BEVEL	2			36T	2.16	4.752
060	08101-06206	BEARING BALL	2				0.196	0.4312
070	08101-06205	BEARING BALL	2				0.14	0.308
080	67156-56820	COLLAR SET	4				0.004	0.0088
090	37410-57340	SEAL OIL	2				0.045	0.099

STEERING HANDLE



K2571-046-10

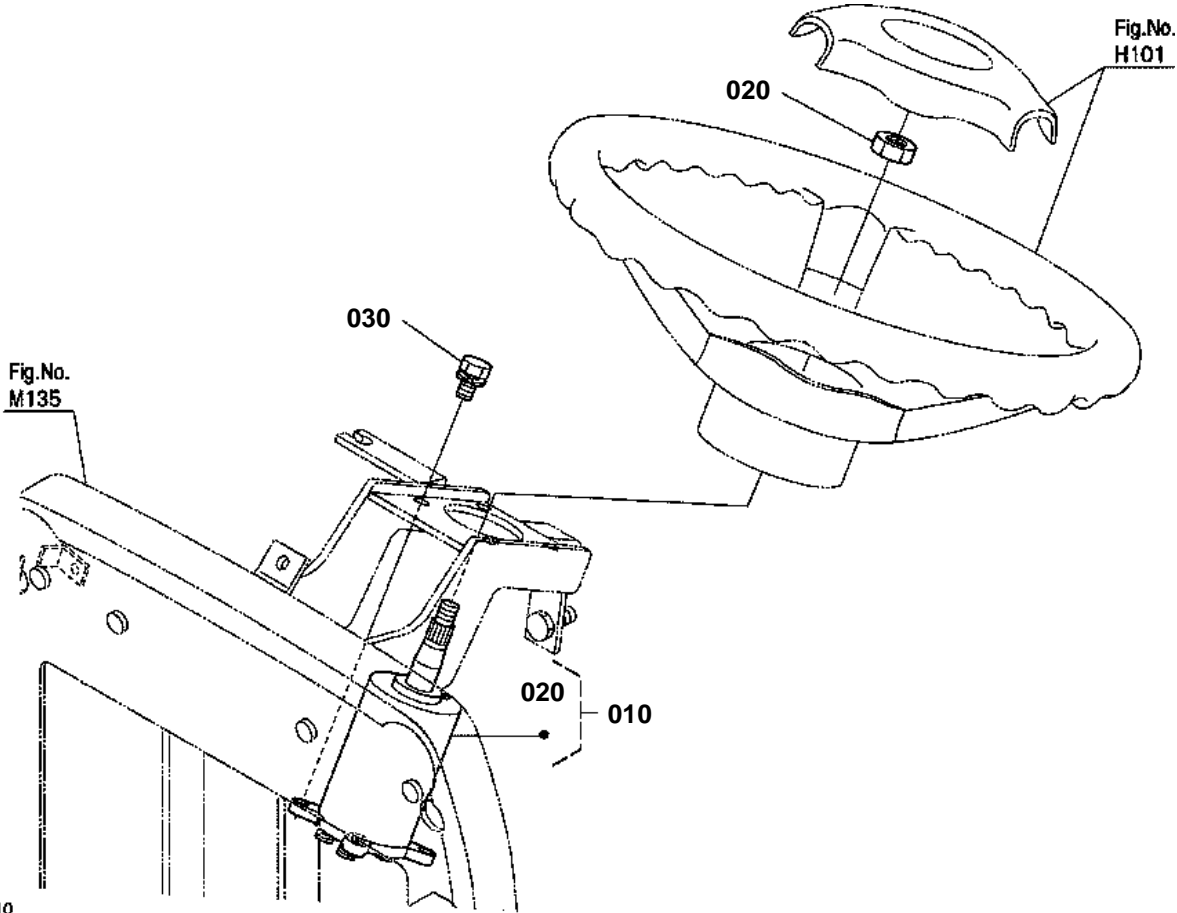


## STEERING HANDLE

↔ Interchangeable; ≠ not interchangeable; ← new for old; → old for new

REF.No	Part No.	Description	Q'ty	S.No.	I/C	REMARKS	Weight (kgf)	Weight (lb)
010	K2561-41120	WHEEL STEERING	1				1.4	3.08
020	K2561-41130	CAP STEERING WHEEL	1				0.06	0.132

STEERING CONTROLLER



K2571-047-10

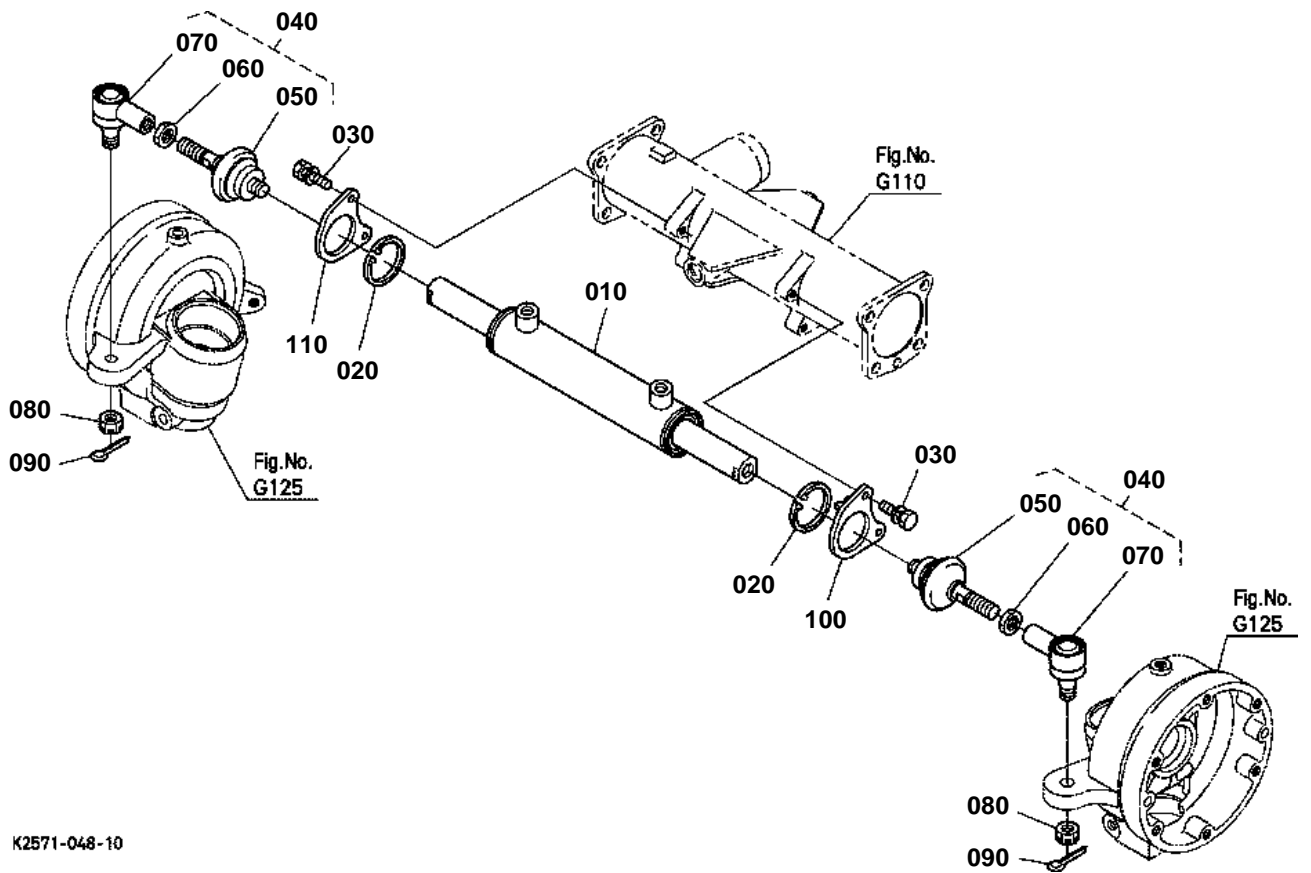


# STEERING CONTROLLER

↔ Interchangeable; ≠ not interchangeable; ← new for old; → old for new

REF.No	Part No.	Description	Q'ty	S.No.	I/C	REMARKS	Weight (kgf)	Weight (lb)
010	K2561-41510	ASSY STEERING POWER	1				2.62	5.764
020	75599-31047	HEX.JUM NUT	1				0.03	0.066
030	01123-50820	BOLT	4				0.011	0.0242

STEERING LINKAGE



K2571-048-10



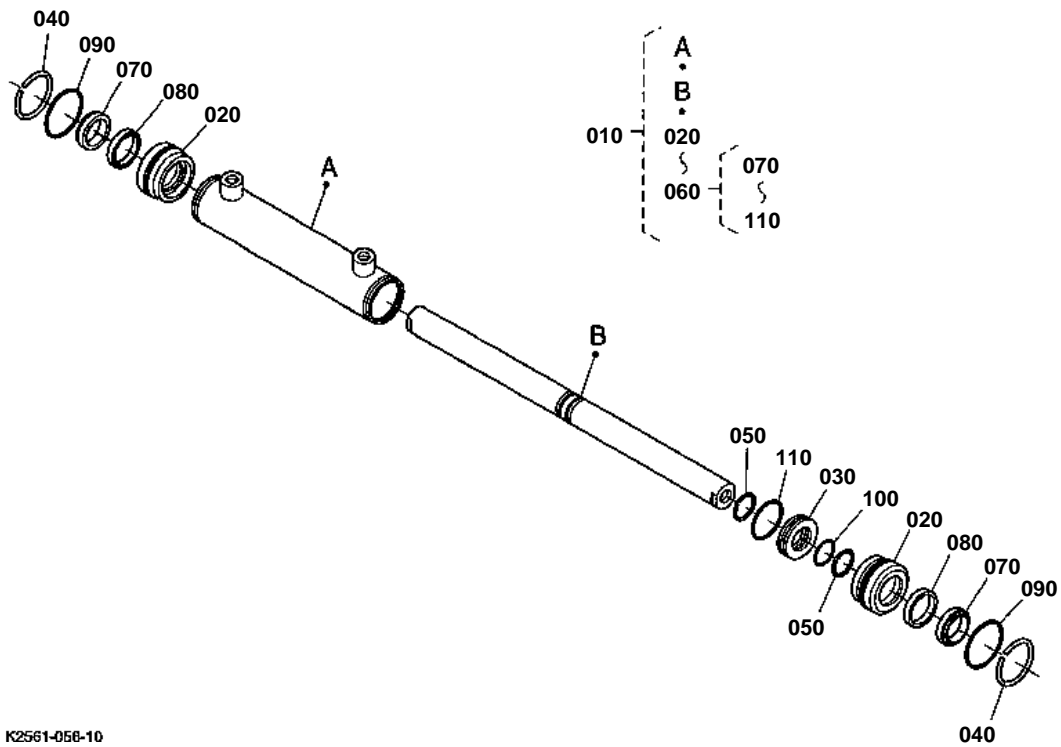


## STEERING LINKAGE

↔ Interchangeable; ≠ not interchangeable; ← new for old; → old for new

REF.No	Part No.	Description	Q'ty	S.No.	I/C	REMARKS	Weight (kgf)	Weight (lb)
010	K2561-16500	CYLINDER STEERING	1				3.3	7.26
020	04612-00500	CIR CLIP EXTERNAL	2				0.009	0.0198
030	01133-51030	BOLT	4				0.025	0.055
040	K2561-16610	TIE ROD STEERING	2				0.55	1.21
050	K2561-01630	JOINT AXIAL BALL	2				0.313	0.6886
060	K2561-01640	NUT	2				0.018	0.0396
070	K2561-01650	JOINT BALL DIRECTION	2				0.255	0.561
080	66591-56780	NUT	2				0.01	0.022
090	05511-52525	PIN SPLIT	2				0.001	0.0022
100	K2561-16620	HOLDER LH	1				0.154	0.3388
110	K2561-16630	HOLDER RH	1				0.146	0.3212

# STEERING CYLINDER [COMPONENT PARTS]



K2561-056-10

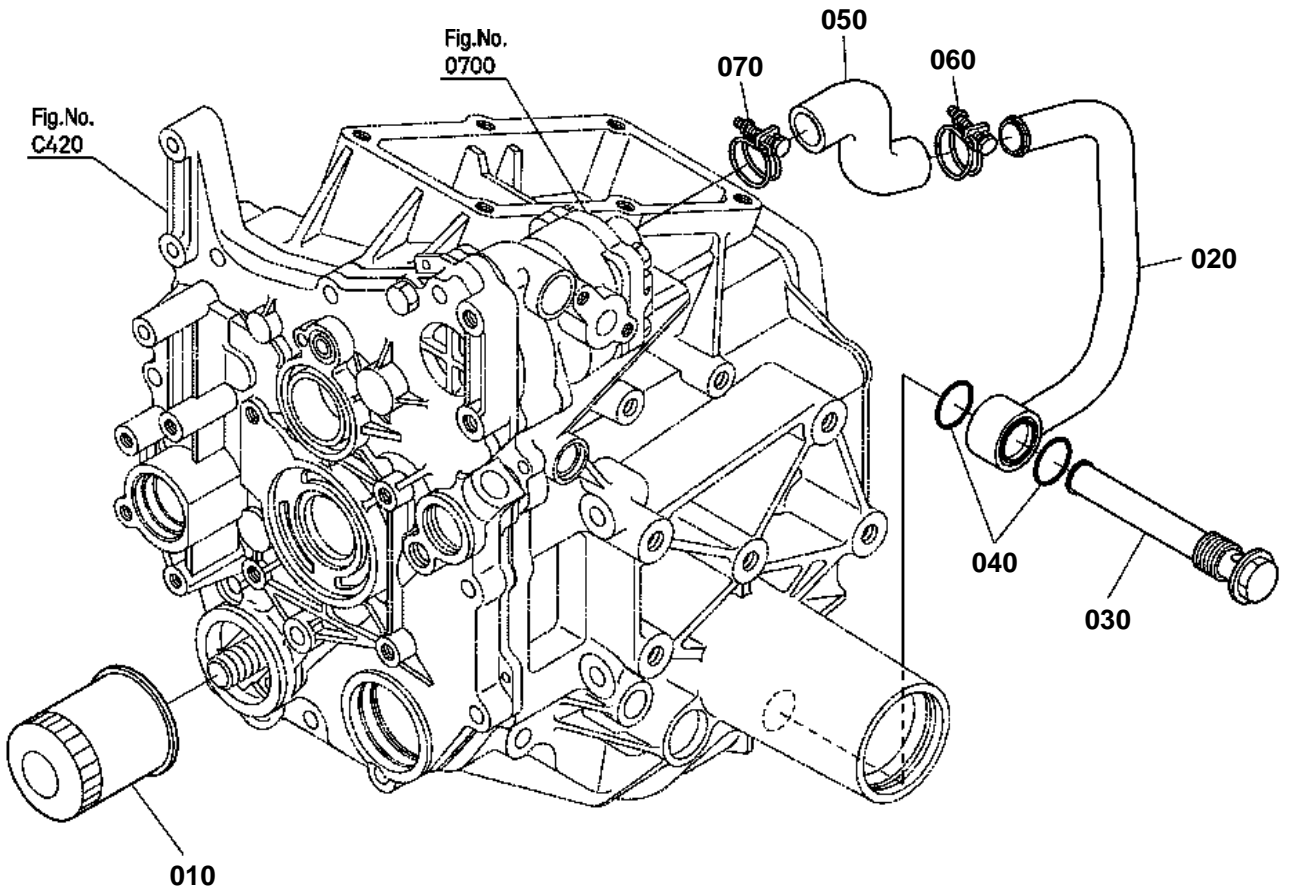


## STEERING CYLINDER [COMPONENT PARTS]

↔ Interchangeable; ≠ not interchangeable; ← new for old; → old for new

REF.No	Part No.	Description	Q'ty	S.No.	I/C	REMARKS	Weight (kgf)	Weight (lb)
010	K2561-16500	CYLINDER STEERING	1				3.3	7.26
020	K2561-16510	CAP END	2				0.12	0.264
030	K2561-16520	PISTON CENTER	1				0.052	0.1144
040	K2561-16530	CIR CLIP INTERNAL	2				0.008	0.0176
050	K2561-16540	CIR CLIP EXTERNAL	2				0.004	0.0088
060	K2561-16600	KIT SEAL	1				0.032	0.0704
070	K2561-16550	RING WIPER	2				0.05	0.11
080	K2561-16560	RING SEAL	2				0.01	0.022
090	K2561-16570	O-RING CAP	2				0	0
100	K2561-16580	O-RING ROD	1				0	0
110	K2561-16590	O-RING PISTON	1				0	0

HYDRAULIC OIL LINE(SUCTION)



K2571-049-10

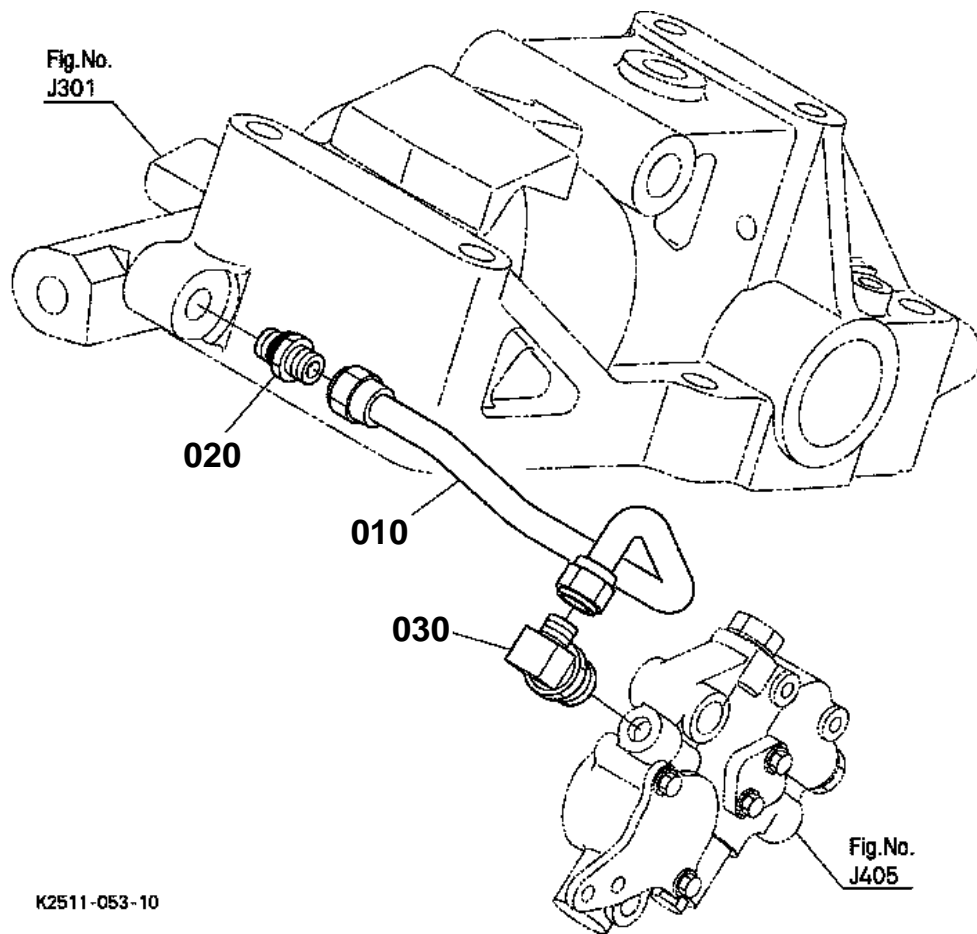


## HYDRAULIC OIL LINE(SUCTION)

↔ Interchangeable; ≠ not interchangeable; ← new for old; → old for new

REF.No	Part No.	Description	Q'ty	S.No.	I/C	REMARKS	Weight (kgf)	Weight (lb)
010	K2561-36990	CARTRIDGE OIL FILTER	1				0.38	0.836
020	K2561-36512	PIPE SUCTION	1				0.35	0.77
030	66021-36390	FILTER OIL	1				0.185	0.407
040	04811-10300	O RING	2				0.001	0.0022
050	K2561-36530	HOSE SUCTION	1				0.08	0.176
060	67980-58640	CLAMP HOSE	1				0.02	0.044
070	67955-58630	CLAMP HOSE	1				0.025	0.055

HYDRAULIC OIL LINE(DELIVERY)



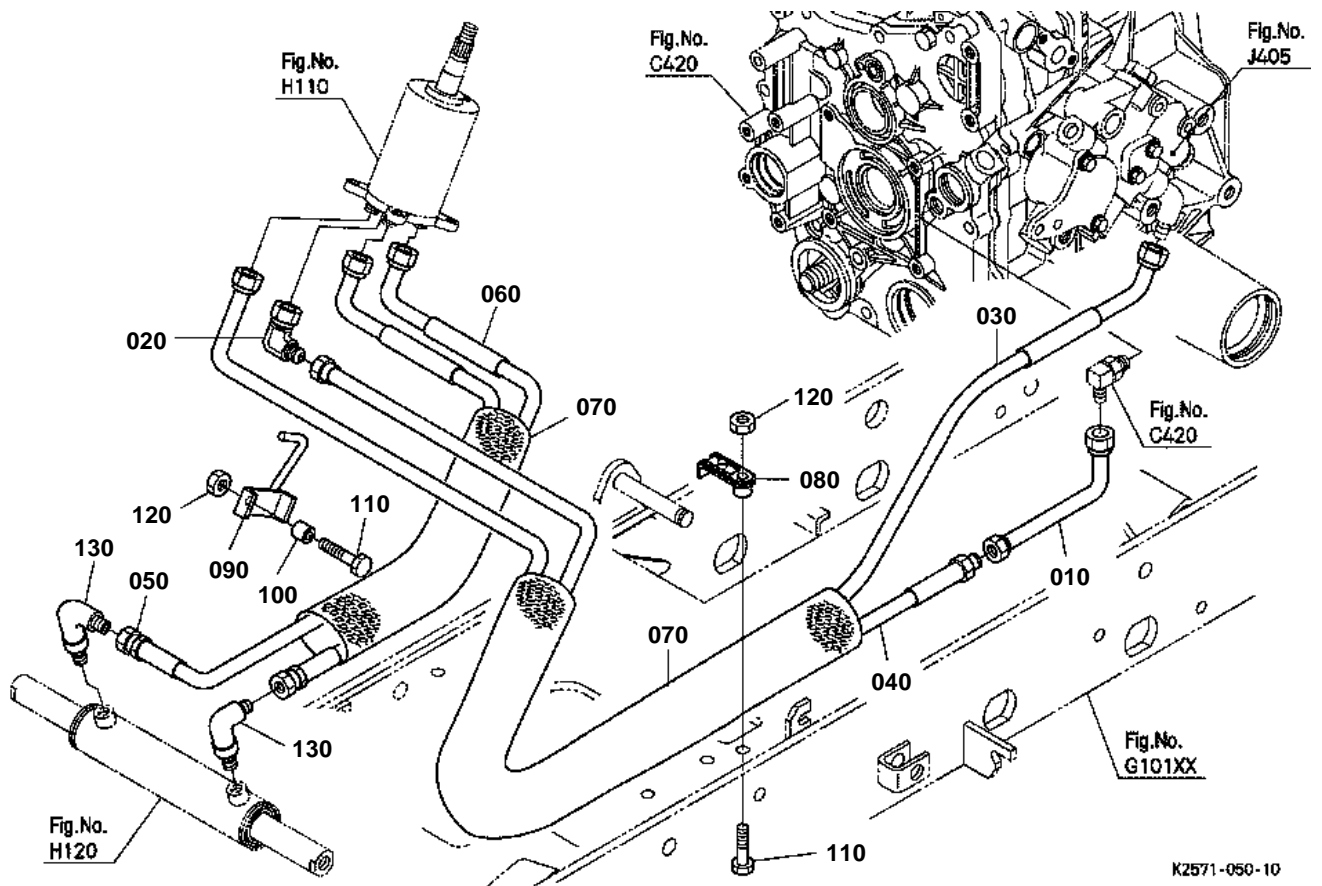


## HYDRAULIC OIL LINE(DELIVERY)

↔ Interchangeable; ≠ not interchangeable; ← new for old; → old for new

REF.No	Part No.	Description	Q'ty	S.No.	I/C	REMARKS	Weight (kgf)	Weight (lb)
010	K2561-36610	PIPE DELIVERY P	1				0.1	0.22
020	K2561-36620	JOINT PIPE	1				0.035	0.077
030	K2561-36630	CONNECTOR	1				0.06	0.132

HYDRAULIC OIL LINE(STEERING)



K2571-050-10



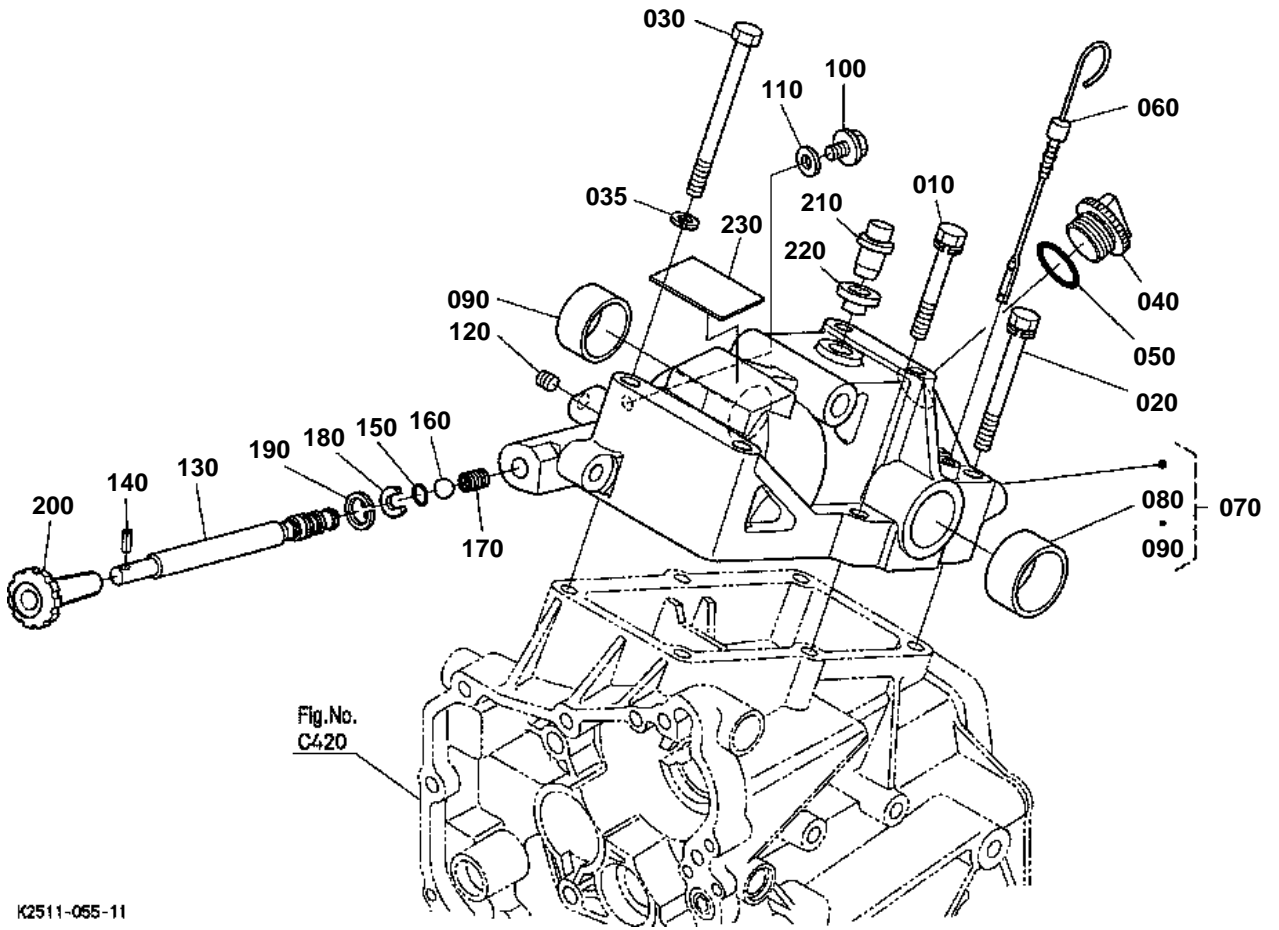


## HYDRAULIC OIL LINE(STEERING)

↔ Interchangeable; ≠ not interchangeable; ← new for old; → old for new

REF.No	Part No.	Description	Q'ty	S.No.	I/C	REMARKS	Weight (kgf)	Weight (lb)
010	K2561-41520	PIPE STEERING	1				0.07	0.154
020	K2561-41590	JOINT	1				0.059	0.1298
030	K2561-41530	HOSE IN STEERING	1				0.445	0.979
040	K2561-41540	HOSE OUT STEERING	1				0.413	0.9086
050	K2561-41610	HOSE PS LH	1				0.37	0.814
060	K2561-41620	HOSE PS RH	1				0.35	0.77
070	K2561-41636	TUBE GUARD	2				0.06	0.132
080	K2511-41650	CLAMP HOSE	1				0.02	0.044
090	K2561-41660	CLAMP HOSE F	1				0.078	0.1716
100	K2561-41670	COLLAR HOSE CLAMP	1				0.009	0.0198
110	01123-50840	BOLT	2				0.018	0.0396
120	02114-50080	NUT	2				0.005	0.011
130	K2561-41580	JOINT	2				0.08	0.176

# HYDRAULIC CYLINDER



K2511-055-11

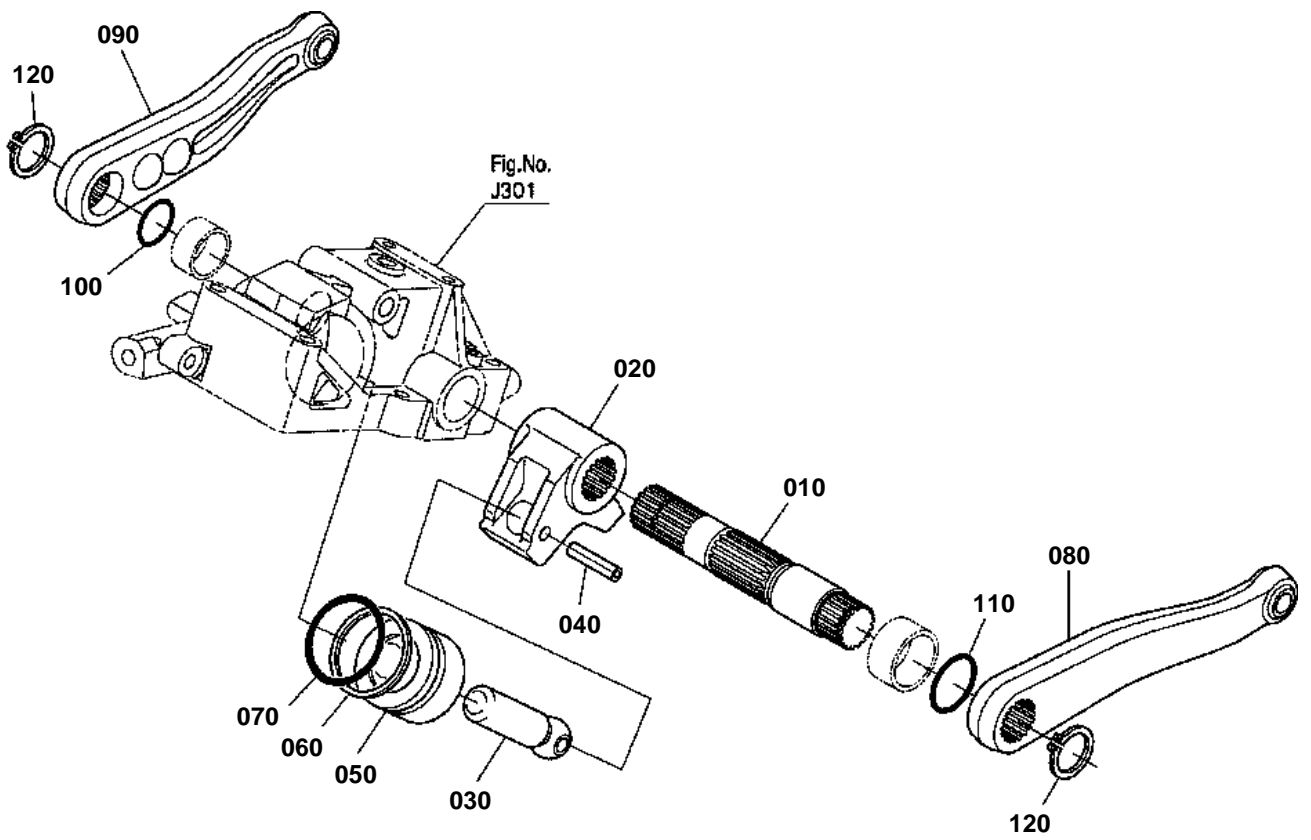


# HYDRAULIC CYLINDER

↔ Interchangeable; ≠ not interchangeable; ← new for old; → old for new

REF.No	Part No.	Description	Q'ty	S.No.	I/C	REMARKS	Weight (kgf)	Weight (lb)
010	01123-51055	BOLT	2				0.038	0.0836
020	01123-51070	BOLT	2				0.05	0.11
030	01153-51095	BOLT	2				0.056	0.1232
035	04512-60100	WASHER SPRING	2				0.002	0.0044
040	38240-21410	PLUG	1				0.015	0.033
050	04817-50300	O RING	1				0.001	0.0022
060	K2561-36340	GAUGE OIL	1				0.015	0.033
070	K2561-36012	ASSY CASE CYLINDER	1				9.2	20.24
080	K2561-36030	BUSH	1				0.03	0.066
090	K2561-36040	BUSH	1				0.024	0.0528
100	37150-36730	PLUG	1				0.03	0.066
110	37150-36720	GASKET	1				0.01	0.022
120	31351-37160	PLUG	1				0.003	0.0066
130	K2561-36240	SHAFT HYD.ADJUST	1				0.16	0.352
140	05411-00414	PIN SPRING	1				0.001	0.0022
150	04817-00100	O RING	1				0.001	0.0022
160	07715-03209	BALL	1				0.002	0.0044
170	6C120-37440	SPRING	1				0.001	0.0022
180	6A320-37410	STOPPER	1				0.002	0.0044
190	04611-00190	CIR CLIP INTERNAL	1				0.001	0.0022
200	K2561-36310	GRIP	1				0.04	0.088
210	K2561-36330	BREATHER	1				0.008	0.0176
220	K2561-36350	BUSH	1				0.01	0.022
230	K2561-54790	CUSHION TANK UNDER	1				0.016	0.0352

HYDRAULIC PISTON/LIFT ARM



K2511-056-10

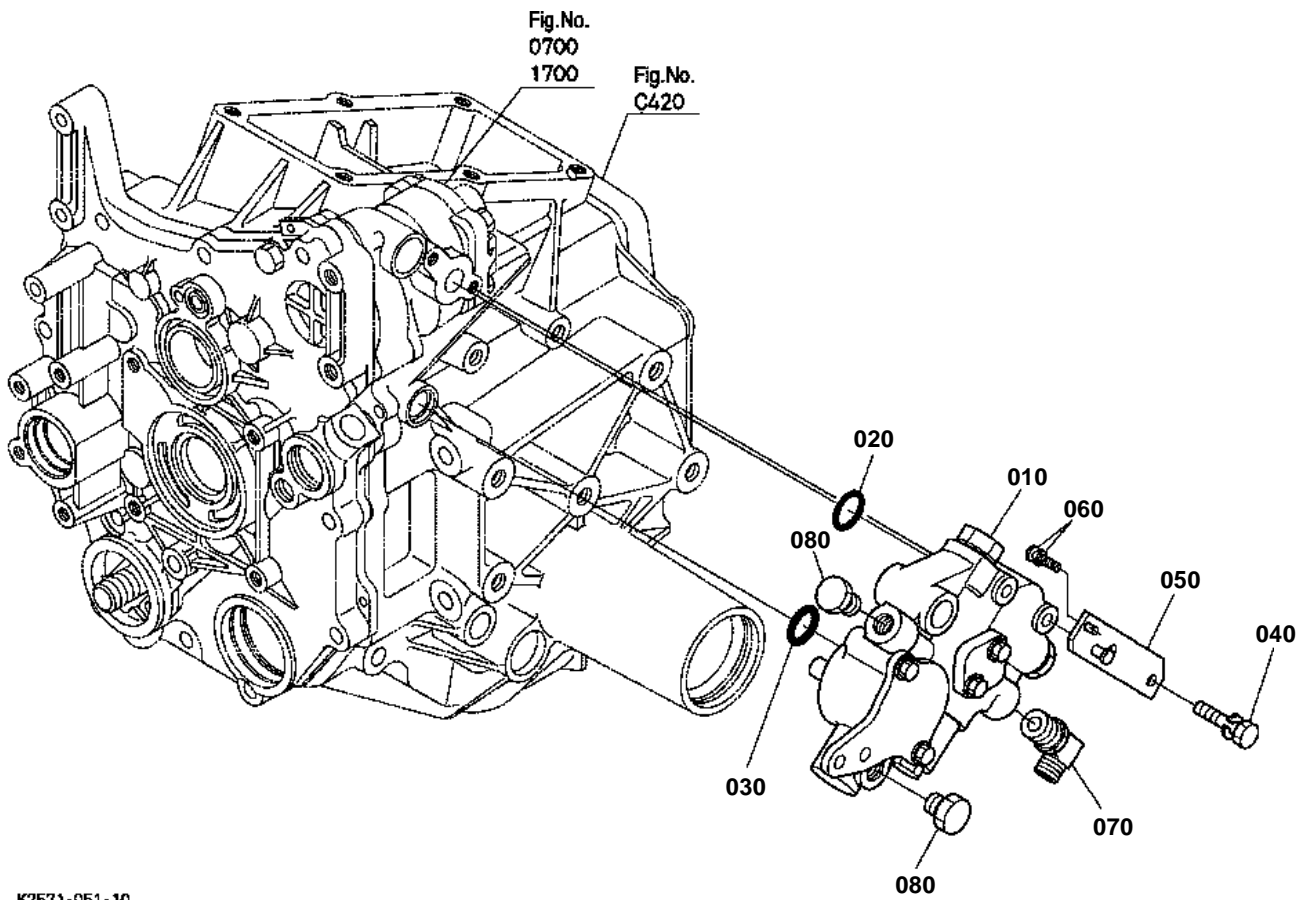


# HYDRAULIC PISTON/LIFT ARM

↔ Interchangeable; ≠ not interchangeable; ← new for old; → old for new

REF.No	Part No.	Description	Q'ty	S.No.	I/C	REMARKS	Weight (kgf)	Weight (lb)
010	K2561-36050	SHAFT HYD.ARM	1				1.37	3.014
020	K2561-36062	ARM HYDRAULIC	1				1.07	2.354
030	K2561-36122	ROD HYD.PISTON	1				0.27	0.594
040	05411-00640	PIN SPRING	1				0.006	0.0132
050	K2561-36110	PISTON HYD.	1				1.2	2.64
060	K2561-36140	RING BACK UP	1				0.005	0.011
070	04811-00700	O RING	1				0.008	0.0176
080	K2561-36072	ARM LIFT LH	1				1.66	3.652
090	K2561-36082	ARM LIFT RH	1				1.6	3.52
100	04816-00300	O RING	1				0.001	0.0022
110	04816-00320	O RING	1				0.003	0.0066
120	04612-00300	CIR CLIP EXTERNAL	2				0.003	0.0066

# CONTROL VALVE



K2571-051-10

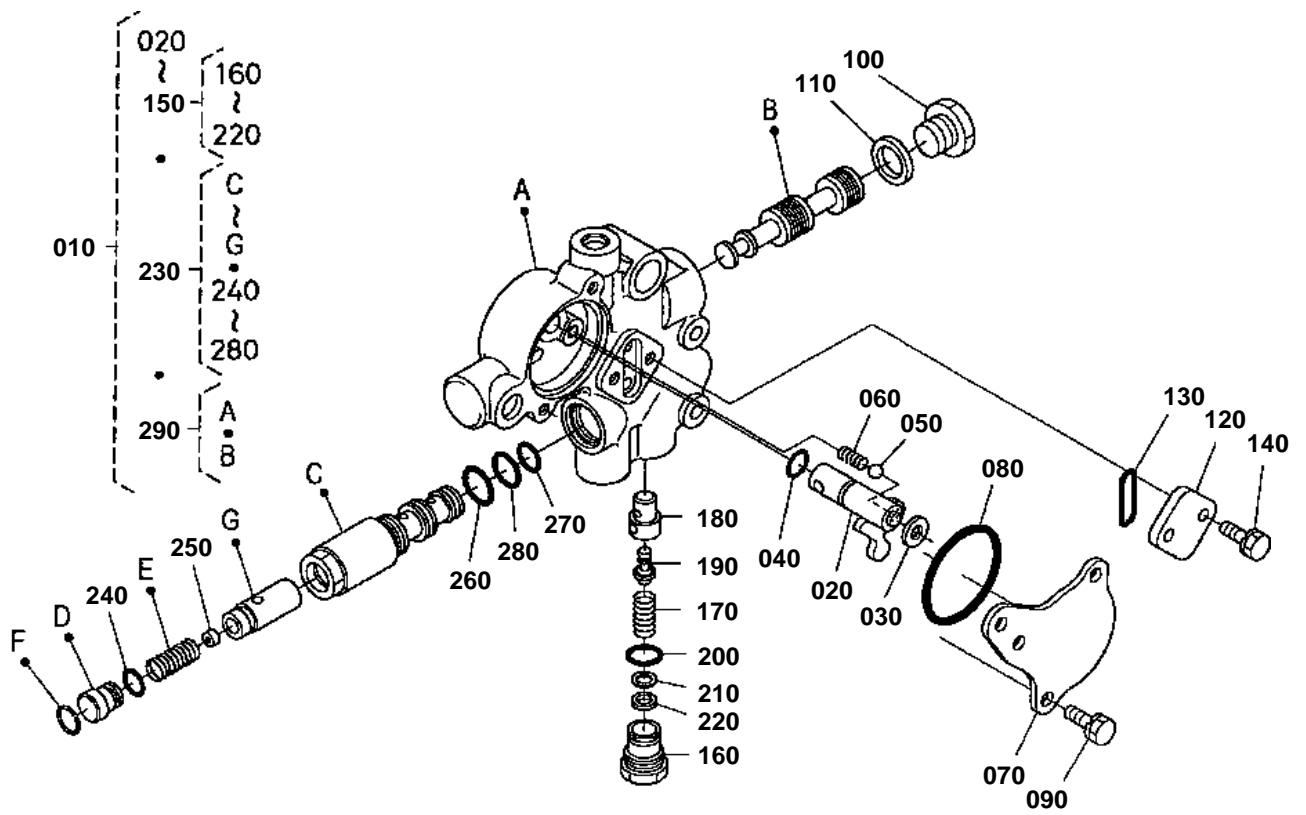


## CONTROL VALVE

↔ Interchangeable; ≠ not interchangeable; ← new for old; → old for new

REF.No	Part No.	Description	Q'ty	S.No.	I/C	REMARKS	Weight (kgf)	Weight (lb)
010	K2561-36402	ASSY VALVE CONTROL	1				3.14	6.908
020	04817-00180	O RING	1				0.003	0.0066
030	K2561-36560	O RING	1				0.008	0.0176
040	01123-50860	BOLT	2				0.002	0.0044
050	K2561-42680	STAY SWITCH CLUTCH	1				0	0
060	K2561-42690	BOLT	2				0.002	0.0044
070	K2561-36630	CONNECTOR	1				0.06	0.132
080	K2561-36640	PLUG	2				0.028	0.0616

CONTROL VALVE [COMPONENT PARTS]



K2561-065-11



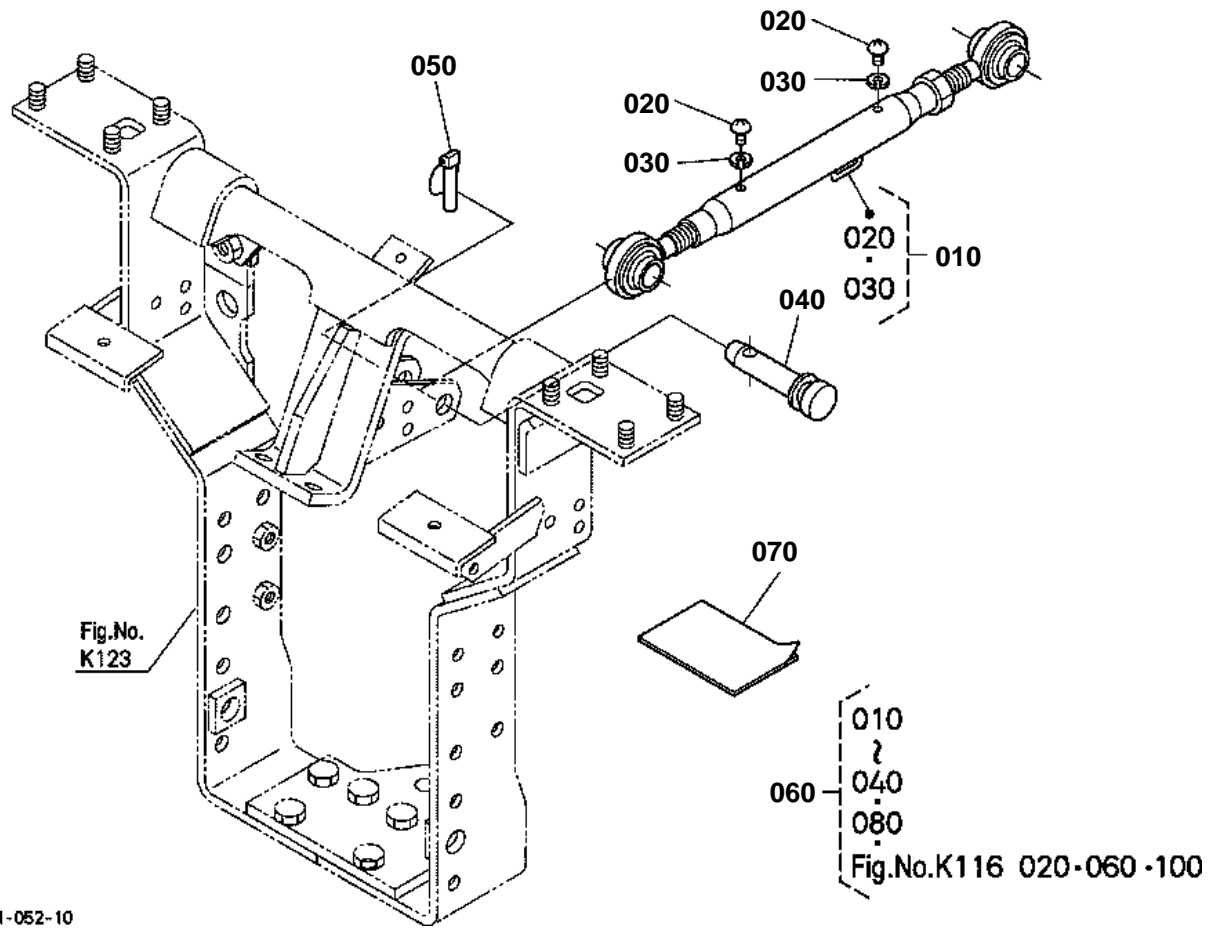


## CONTROL VALVE [COMPONENT PARTS]

↔ Interchangeable; ≠ not interchangeable; ← new for old; → old for new

REF.No	Part No.	Description	Q'ty	S.No.	I/C	REMARKS	Weight (kgf)	Weight (lb)
010	K2561-36402	ASSY VALVE CONTROL	1				3.14	6.908
020	K2561-36440	ARM CONTROL VALVE	1				0.11	0.242
030	K2561-36450	WASHER THRUST	1				0.002	0.0044
040	04817-06110	O RING	1				0.001	0.0022
050	07715-00803	BALL	1				0.004	0.0088
060	67156-18150	SPRING SHIFT FORK	1				0.003	0.0066
070	K2561-36462	COVER	1				0.16	0.352
080	04811-06530	O RING	1				0.001	0.0022
090	01123-50820	BOLT	2				0.011	0.0242
100	06331-35020	PLUG	1				0.068	0.1496
110	04717-02000	WASHER WITH RUBBER	1				0.004	0.0088
120	6C040-36620	CAP	1				0.022	0.0484
130	37410-36630	O RING	1				0.001	0.0022
140	01123-50825	BOLT	2				0.013	0.0286
150	K2561-36700	ASSY VALVE RELIEF	1				0.06	0.132
160	K2561-36710	PLUG	1				0.05	0.11
170	31351-37920	SPRING RELIEF	1				0.02	0.044
180	31351-37930	SEAT RELIEF VALVE	1				0.02	0.044
190	31351-37940	POPPET	1				0.005	0.011
200	04811-10160	O RING	1				0.001	0.0022
210	31351-37950	SHIM	2			0.4mm	0.001	0.0022
210	31351-37960	SHIM	2			0.2mm	0.001	0.0022
210	31351-37970	SHIM	2			0.1mm	0.001	0.0022
220	04013-60050	WASHER PLAIN	2				0.001	0.0022
230	K2561-36800	VALVE ASSY PRTY	1				0.24	0.528
240	04816-06100	O RING	1				0.001	0.0022
250	67810-38340	DAMPER	1				0.001	0.0022
260	04817-00220	O RING	1				0.001	0.0022
270	04817-00140	O RING	1				0.001	0.0022
280	04817-00160	O RING	1				0.001	0.0022
290	K2561-90300	ASSY SPOOL CONT.VAL.	1				2.5	5.5

TOP LINK



K2571-052-10

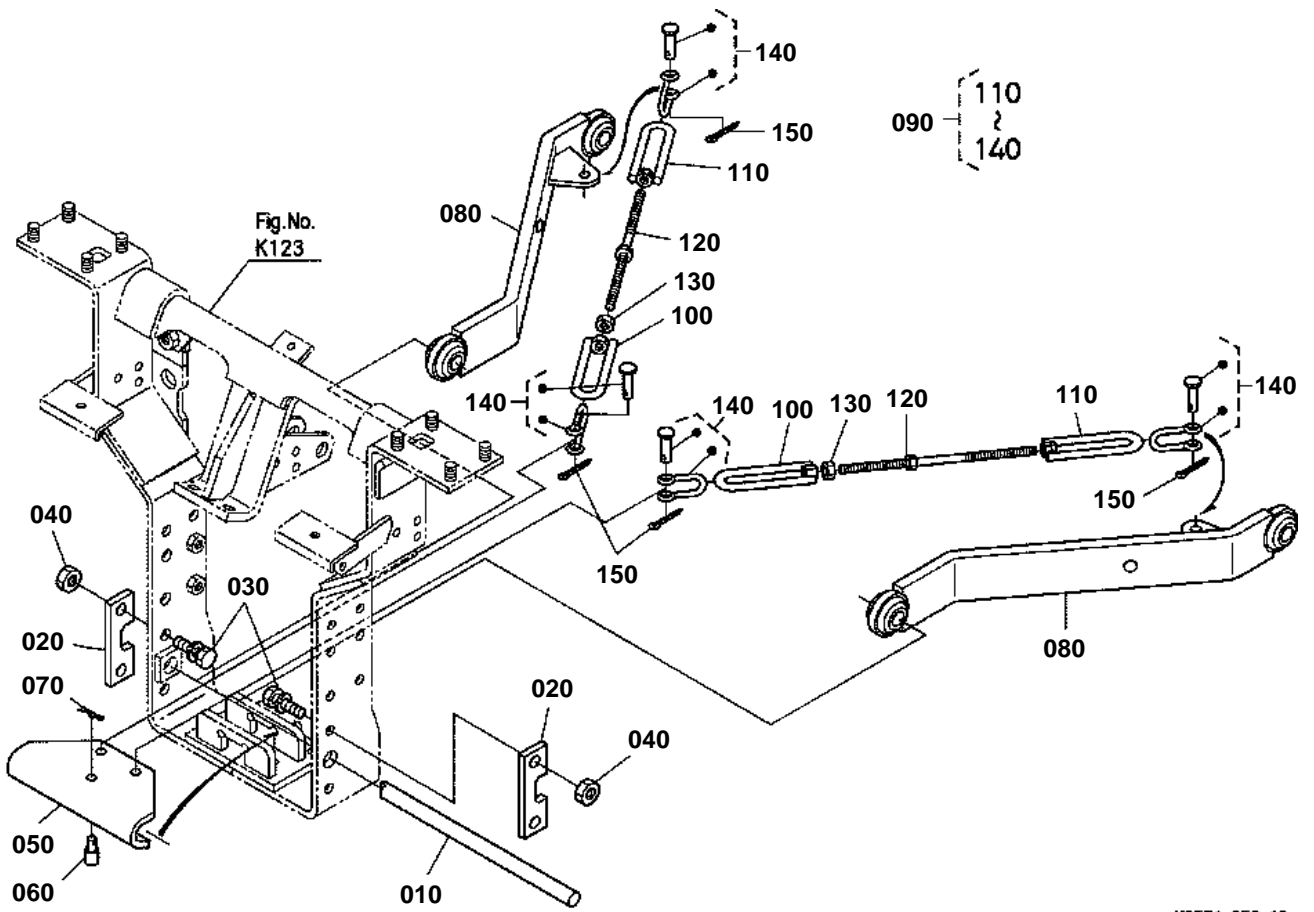


# TOP LINK

↔ Interchangeable; ≠ not interchangeable; ← new for old; → old for new

REF.No	Part No.	Description	Q'ty	S.No.	I/C	REMARKS	Weight (kgf)	Weight (lb)
010	K2561-38402	ASSY LINK TOP	1				1.88	4.136
020	03014-50606	SCREW PAN-HEAD	2				0.027	0.0594
030	04512-60060	WASHER SPRING	2				0.001	0.0022
040	K2561-38480	PIN TOP LINK	1				0.232	0.5104
050	K2561-38490	PIN LYNCH	1				0.04	0.088
060	K2561-93840	KIT SERVICE TOP LINK	1				4	8.8
070	K2561-93850	MANUAL	1				0.03	0.066

LOWER LINK



K2571-053-10

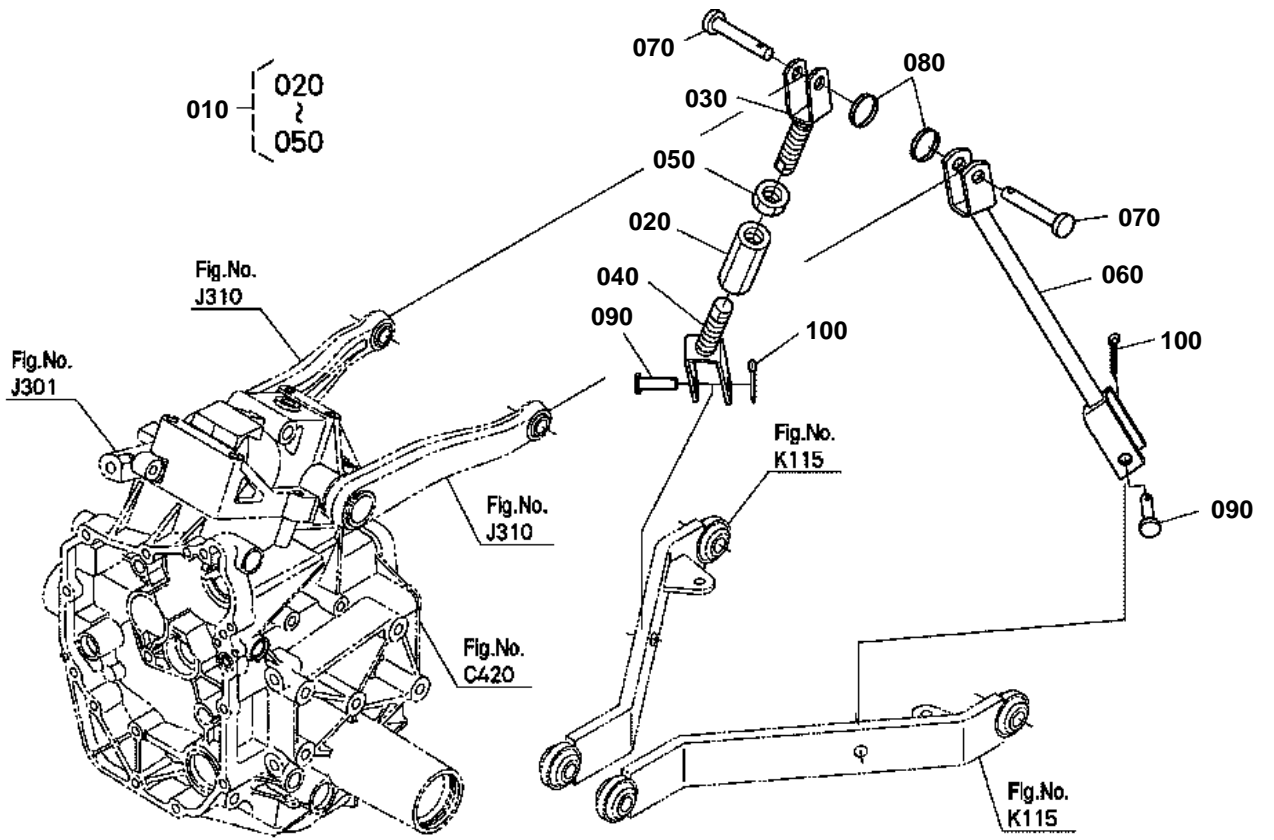


## LOWER LINK

↔ Interchangeable; ≠ not interchangeable; ← new for old; → old for new

REF.No	Part No.	Description	Q'ty	S.No.	I/C	REMARKS	Weight (kgf)	Weight (lb)
010	K2561-38140	PIN LINK LOWER	1				1	2.2
020	K2561-38150	PLATE STOPPER	2				0.172	0.3784
030	01133-51230	BOLT	4				0.04	0.088
040	02174-50120	NUT	4				0.01	0.022
050	K2561-38170	PLATE CHECK CHAIN	1				11.8	25.96
060	K2561-38180	PIN STOPPER	1				0.04	0.088
070	75599-56004	PIN SNAP	1				0.01	0.022
080	K2561-38210	COMP.LINK LOWER	2				5.12	11.264
090	K2561-38300	ASSY CHAIN CHECK	2				0.55	1.21
100	K2561-38310	NUT CHECK CHAIN RH	2				0.166	0.3652
110	K2561-38320	NUT CHECK CHAIN LH	2				0.18	0.396
120	K2561-38330	BOLT CHECK CHAIN	2				0.21	0.462
130	75599-31015	NUT	2				0.01	0.022
140	K2561-38340	CLEVIS ASSY	4				0.1	0.22
150	05511-50425	PIN SPLIT	4				0.003	0.0066

LIFT ROD



K2571-054-10

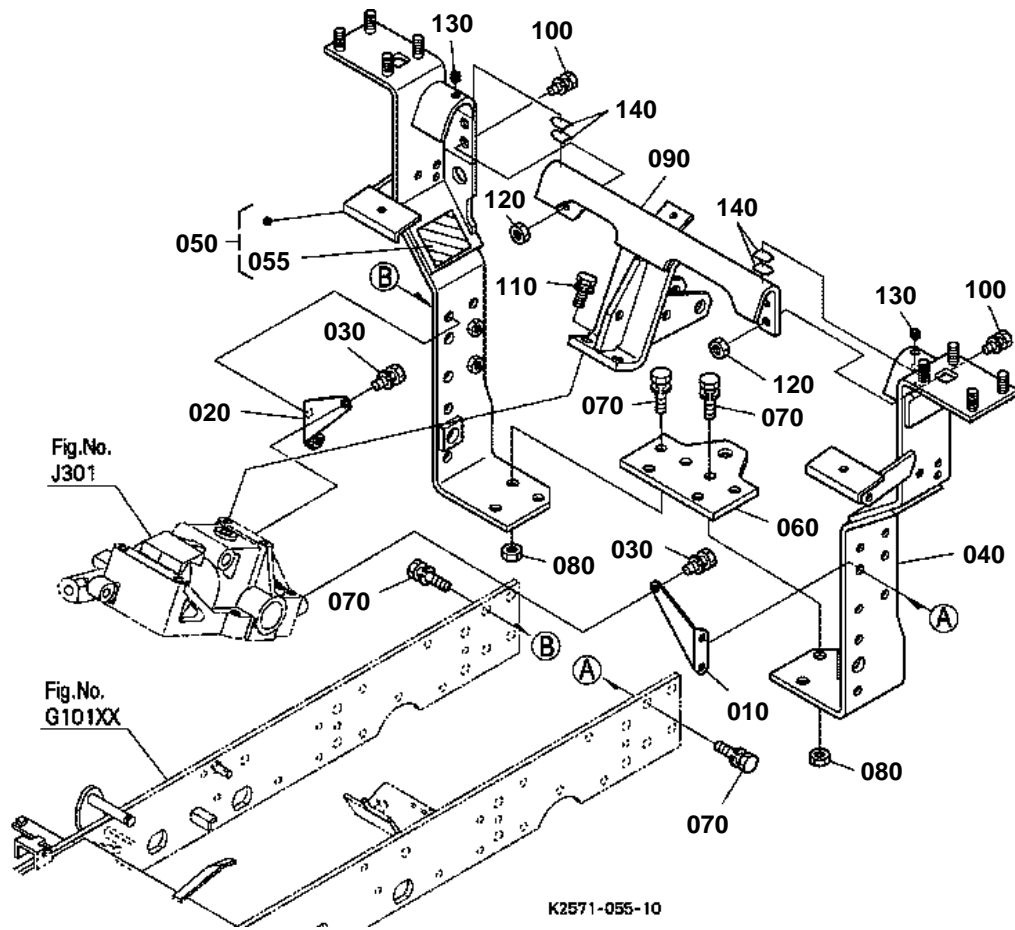


# LIFT ROD

↔ Interchangeable; ≠ not interchangeable; ← new for old; → old for new

REF.No	Part No.	Description	Q'ty	S.No.	I/C	REMARKS	Weight (kgf)	Weight (lb)
010	K2561-38220	ASSY ROD LIFT RH	1				1.4	3.08
020	K2561-38250	TURNBUCKLE	1				0.5	1.1
030	K2561-38230	ROD LIFT UPPER RH	1				0.38	0.836
040	K2561-38240	ROD LIFT LOWER RH	1				0.5	1.1
050	75599-31018	NUT	1				0.03	0.066
060	K2561-38270	ROD LIFT LH	1				1.07	2.354
070	05122-51650	PIN JOINT	2				0.09	0.198
080	K5142-72730	RING SNAP	2				0.003	0.0066
090	05122-61245	PIN JOINT	2				0.045	0.099
100	75599-53194	PIN COTTER	2				0.001	0.0022

TOP LINK BRACKET/FENDER BRACKET





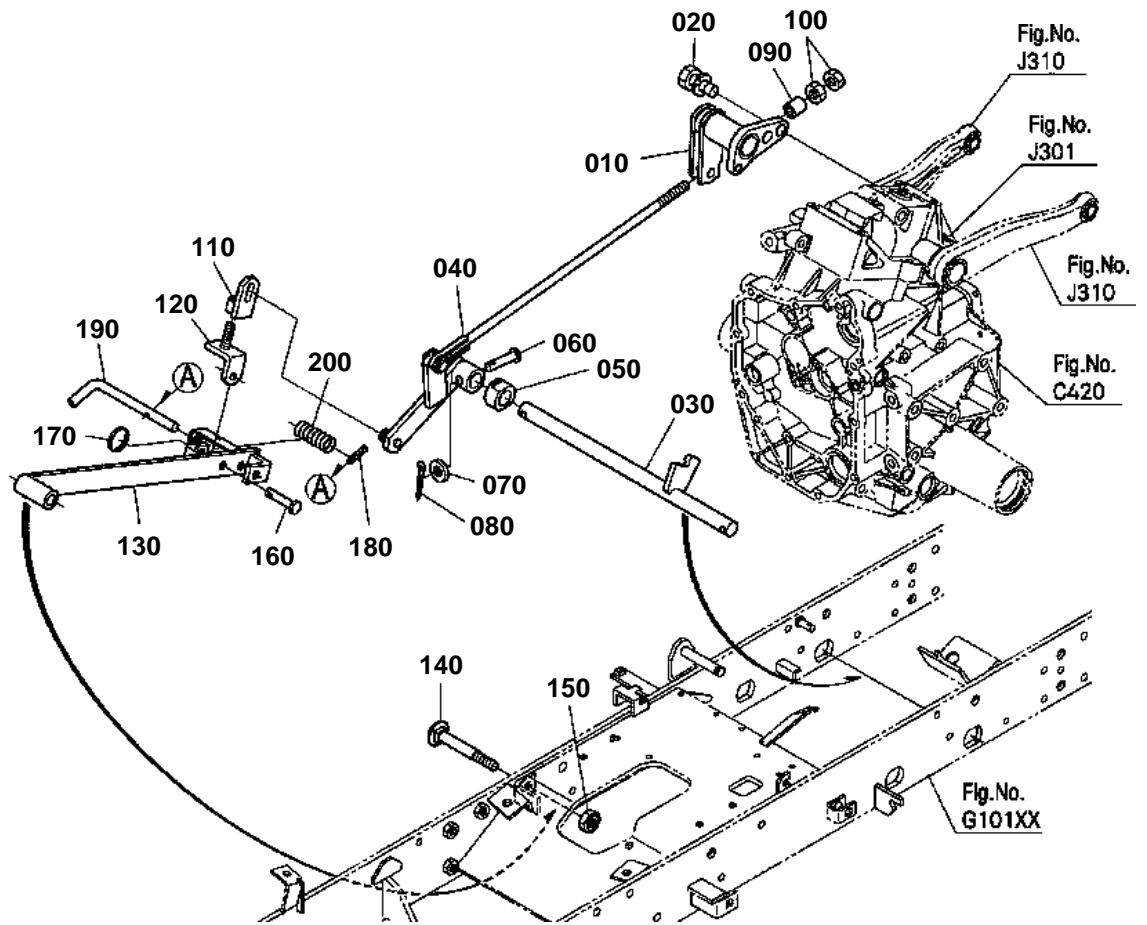


TOP LINK BRACKET/FENDER BRACKET

↔ Interchangeable; ≠ not interchangeable; ← new for old; → old for new

REF.No	Part No.	Description	Q'ty	S.No.	I/C	REMARKS	Weight (kgf)	Weight (lb)
010	K2561-21070	SUPPORT REAR LH	1				0	0
020	K2561-21080	SUPPORT REAR RH	1				0	0
030	01123-51225	BOLT	2				0.04	0.088
040	K2561-39010	BRACKET FENDER LH	1				12.7	27.94
050	K2566-93920	KIT BRACKET FENDER R	1			ENGLISH	23	50.6
050	K2563-93920	KIT BRACKET FENDER R	1			FRENCH	23	50.6
055	K2561-65550	LABEL ADJUST CAUTION	1			ENGLISH NOT SALE	0	0
055	K2567-65550	LABEL ADJUST CAUTION	1			FRENCH NOT SALE	0	0
060	K2561-39180	PLATE HITCH	1				2.46	5.412
070	01133-51440	BOLT	14				0.07	0.154
080	02174-50140	NUT	6				0.014	0.0308
090	K2561-39130	STAY FENDER CENTER	1				7.48	16.456
100	01133-51435	BOLT	4				0.001	0.0022
110	01133-51440	BOLT	2				0.07	0.154
120	02174-50140	NUT	4				0.014	0.0308
130	K2561-39210	SCREW SET	2				0.002	0.0044
140	K2561-39220	SHIM	2			1.2mm	0.005	0.011
140	K2561-39230	SHIM	2			1.5mm	0.006	0.0132
140	K2561-39240	SHIM	2			1.9mm	0.008	0.0176

MOWER REAR LINK RH



K2571-056-10

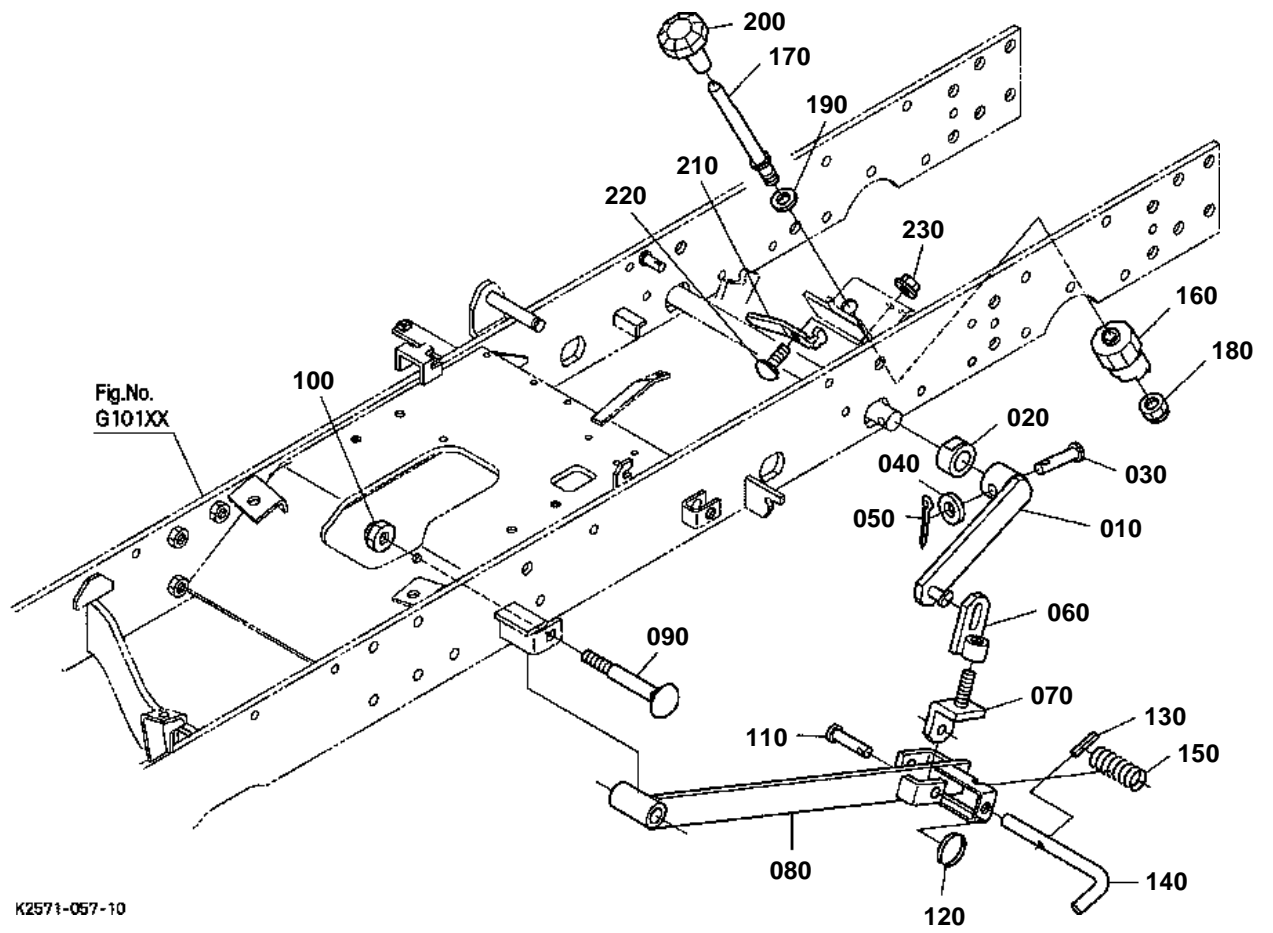


## MOWER REAR LINK RH

↔ Interchangeable; ≠ not interchangeable; ← new for old; → old for new

REF.No	Part No.	Description	Q'ty	S.No.	I/C	REMARKS	Weight (kgf)	Weight (lb)
010	K2561-44114	LINK COMP 3P MOWER	1				1.41	3.102
020	01133-51235	BOLT	2				0.043	0.0946
030	K2561-44250	SHAFT REAR LIFT LINK	1				1.8	3.96
040	K2561-44204	LINK REAR LIFT RH	1				1.57	3.454
050	K2561-43180	BUSH	1				0.099	0.2178
060	75599-51440	PIN CLEVIS	1				0.044	0.0968
070	0Y401-50070	WASHER PLAIN	1				0.043	0.0946
080	75599-53173	PIN COTTER	1				0.002	0.0044
090	K2561-44180	COLLAR MOWER ADJUST	1				0.023	0.0506
100	02174-50120	NUT	2				0.01	0.022
110	K2561-44270	LINK LIFT UPPER	1				0.26	0.572
120	K2561-44280	LINK LIFT LOWER	1				0.27	0.594
130	K2561-44310	LINK REAR RH	1				1.89	4.158
140	K1211-91690	BOLT SHORT SQU.NECK	1				0.11	0.242
150	K1211-91930	NUT	1				0.03	0.066
160	75599-51535	PIN CLEVIS	1				0.048	0.1056
170	K5142-72730	RING SNAP	1				0.003	0.0066
180	75599-52532	PIN SPRING	1				0.005	0.011
190	K5651-44650	PIN REAR	1				0.2	0.44
200	K5651-44670	SPRING PIN	1				0.21	0.462

MOWER REAR LINK LH

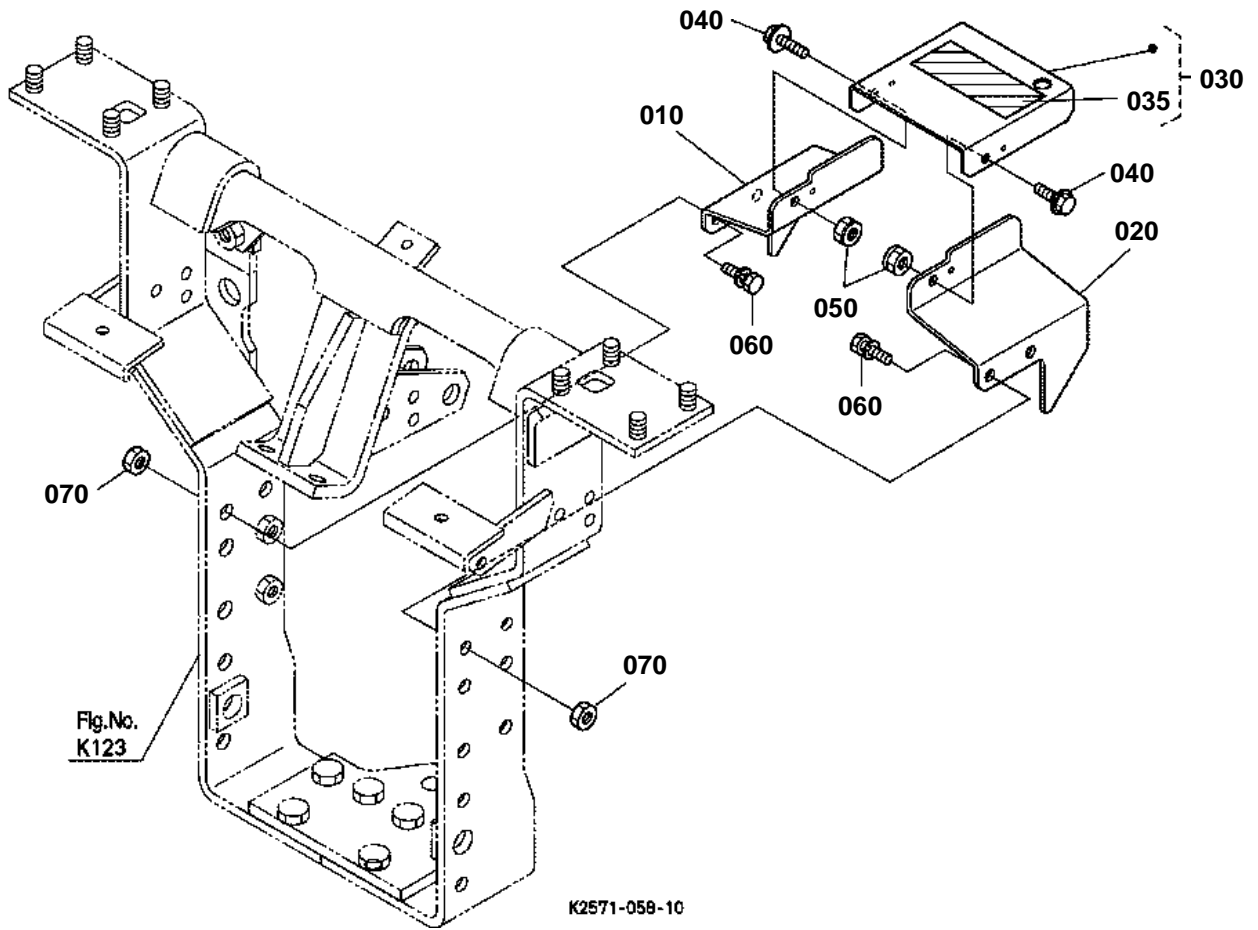


**MOWER REAR LINK LH**

↔ Interchangeable; ≠ not interchangeable; ← new for old; → old for new

REF.No	Part No.	Description	Q'ty	S.No.	I/C	REMARKS	Weight (kgf)	Weight (lb)
010	K2561-44213	LINK REAR LIFT LH	1				0.73	1.606
020	K2561-43180	BUSH	1				0.099	0.2178
030	75599-51440	PIN CLEVIS	1				0.044	0.0968
040	0Y401-50070	WASHER PLAIN	1				0.043	0.0946
050	75599-53173	PIN COTTER	1				0.002	0.0044
060	K2561-44270	LINK LIFT UPPER	1				0.26	0.572
070	K2561-44280	LINK LIFT LOWER	1				0.27	0.594
080	K2561-44320	LINK REAR LH	1				1.85	4.07
090	K1211-91690	BOLT SHORT SQU.NECK	1				0.11	0.242
100	K1211-91930	NUT	1				0.03	0.066
110	75599-51535	PIN CLEVIS	1				0.048	0.1056
120	K5142-72730	RING SNAP	1				0.003	0.0066
130	75599-52532	PIN SPRING	1				0.005	0.011
140	K5651-44650	PIN REAR	1				0.2	0.44
150	K5651-44670	SPRING PIN	1				0.21	0.462
160	K2561-44410	CAM	1				0.48	1.056
170	K2561-44420	ROD CAM	1				0.152	0.3344
180	K1122-91960	NUT FLANGE	1				0.012	0.0264
190	04013-60120	WASHER PLAIN	1				0.01	0.022
200	K2561-44430	DIAL CAM	1				0.035	0.077
210	K2561-44440	PLATE RETAINER	1				0.017	0.0374
220	K1122-91320	BOLT SHORT SQU.NECK	1				0.01	0.022
230	02751-50080	NUT FLANGE	1				0.006	0.0132

PTO PROTECTOR



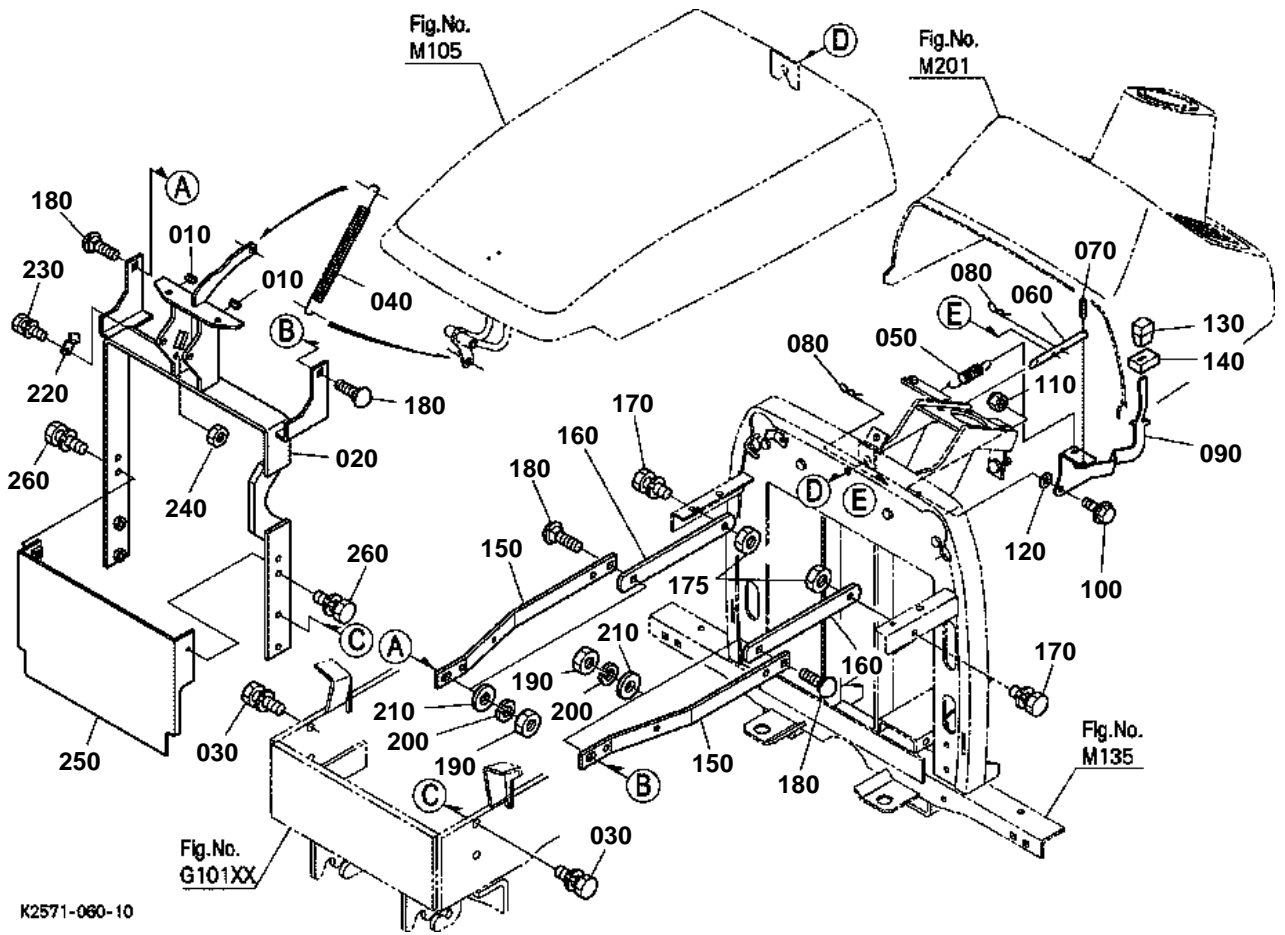


# PTO PROTECTOR

↔ Interchangeable; ≠ not interchangeable; ← new for old; → old for new

REF.No	Part No.	Description	Q'ty	S.No.	I/C	REMARKS	Weight (kgf)	Weight (lb)
010	K2561-39550	COVER PTO RH	1				0.001	0.0022
020	K2561-39560	COVER PTO LH	1				0.52	1.144
030	K2561-93990	KIT COVER PTO UPPER	1			ENGLISH	0.64	1.408
030	K2567-93990	KIT COVER PTO UPPER	1			FRENCH	0	0
035	K2561-65540	LABEL PTO WARNING	1			ENGLISH NOT SALE	0	0
035	K2567-65540	LABEL PTO WARNING	1			FRENCH NOT SALE	0	0
040	01754-50820	BOLT FLANGE	2				0.015	0.033
050	02552-50080	NUT LOCK	2				0.005	0.011
060	01133-51030	BOLT	4				0.025	0.055
070	02118-50100	NUT	4				0.005	0.011

FRONT GLILLE SUPPORT





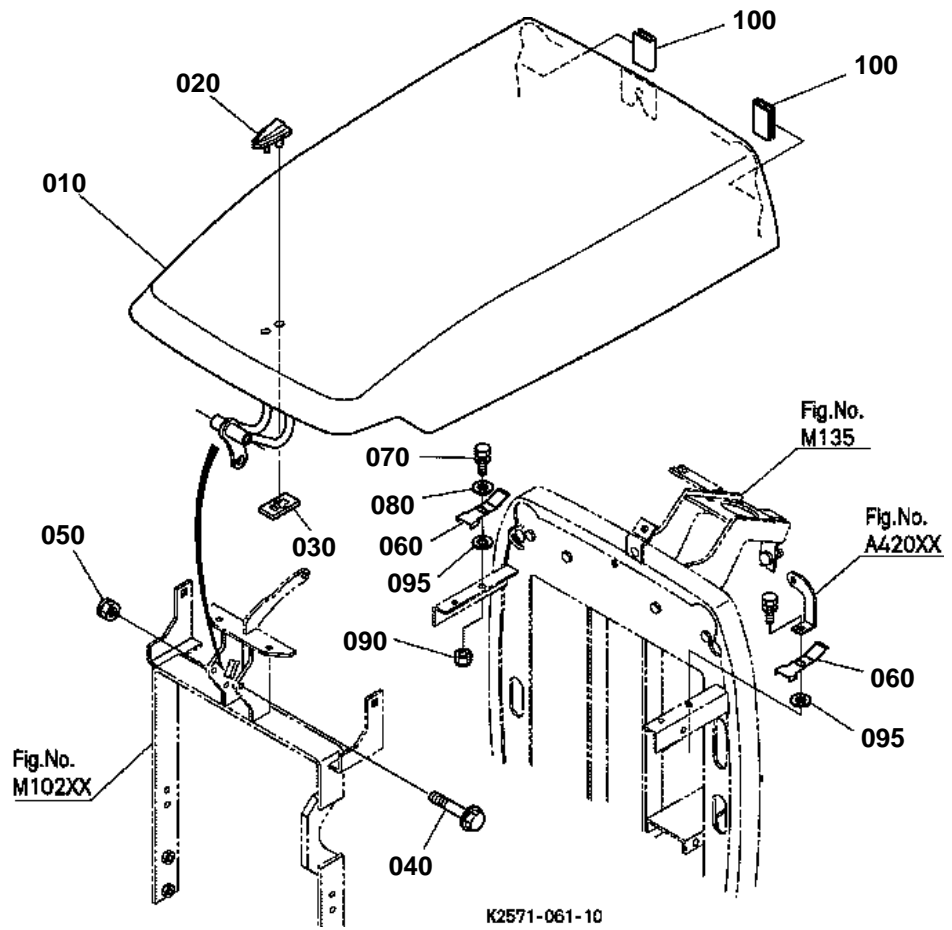


# FRONT GLILLE SUPPORT

↔ Interchangeable; ≠ not interchangeable; ← new for old; → old for new

REF.No	Part No.	Description	Q'ty	S.No.	I/C	REMARKS	Weight (kgf)	Weight (lb)
010	K2561-54220	CUSHION	2				0.005	0.011
020	K2571-54230	POST BONNET	1				3.73	8.206
030	01133-51030	BOLT	4				0.025	0.055
040	K2561-54250	SPRING	1				0.05	0.11
050	K2561-54260	SPRING	1				0.009	0.0198
060	K2571-54270	ROD BONNET OPEN	1				0.01	0.022
070	05411-00325	PIN SPRING	1				0.001	0.0022
080	75599-56004	PIN SNAP	2				0.01	0.022
090	K2571-54300	LEVER BONNET OPEN	1				0.19	0.418
100	01754-50825	BOLT FLANGE	1				0.01	0.022
110	02552-50080	NUT LOCK	1				0.005	0.011
120	04013-60080	WASHER PLAIN	1				0.002	0.0044
130	31355-82290	GRIP LEVER	1				0.015	0.033
140	K2571-54280	SPONGE	1				0.001	0.0022
150	K2571-54290	SUPPORT BONNET STAY	2				0.32	0.704
160	K2511-54510	PLATE SUPPORT	2				0.015	0.033
170	01123-50820	BOLT	2				0.011	0.0242
175	02114-50080	NUT	2				0.005	0.011
180	K1122-91320	BOLT SHORT SQU.NECK	4				0.01	0.022
190	02114-50080	NUT	4				0.005	0.011
200	04512-60080	WASHER SPRING	4				0.002	0.0044
210	04013-60080	WASHER PLAIN	4				0.002	0.0044
220	K2561-54430	STOPPER BONNET	1				0.006	0.0132
230	01023-50616	BOLT	1				0.005	0.011
240	02014-50060	NUT	1				0.002	0.0044
250	K2561-54450	COVER FLYWHEEL	1				0	0
260	01123-50820	BOLT	2				0.011	0.0242

BONNET



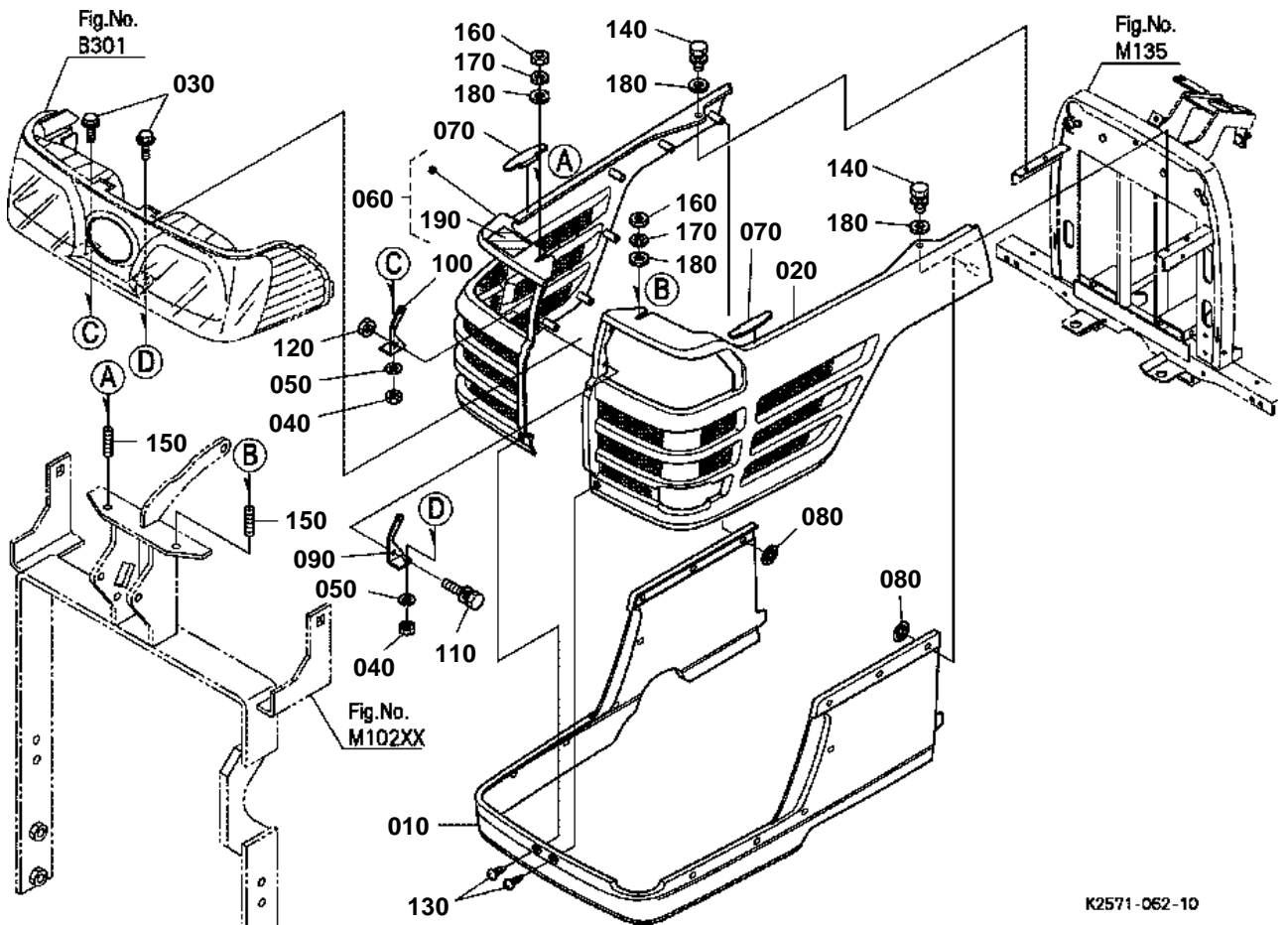


# BONNET

↔ Interchangeable; ≠ not interchangeable; ← new for old; → old for new

REF.No	Part No.	Description	Q'ty	S.No.	I/C	REMARKS	Weight (kgf)	Weight (lb)
010	K2561-54110	COMP BONNET UPPER	1				6.2	13.64
020	K2561-54130	MARK	1				0.008	0.0176
030	K2561-54170	NUT	1				0.001	0.0022
040	01754-50870	BOLT FLANGE	1				0.028	0.0616
050	K5112-72840	NUT LOCK	1				0.005	0.011
060	K2571-54372	DAMPER BONNET	2				0.008	0.0176
070	01123-50820	BOLT	1				0.011	0.0242
080	04013-60080	WASHER PLAIN	1				0.002	0.0044
090	02751-50080	NUT FLANGE	1				0.006	0.0132
095	04012-50080	WASHER PLAIN	2				0.001	0.0022
100	K2561-54380	TRIM SASH	2				0.005	0.011

BONNET SIDE



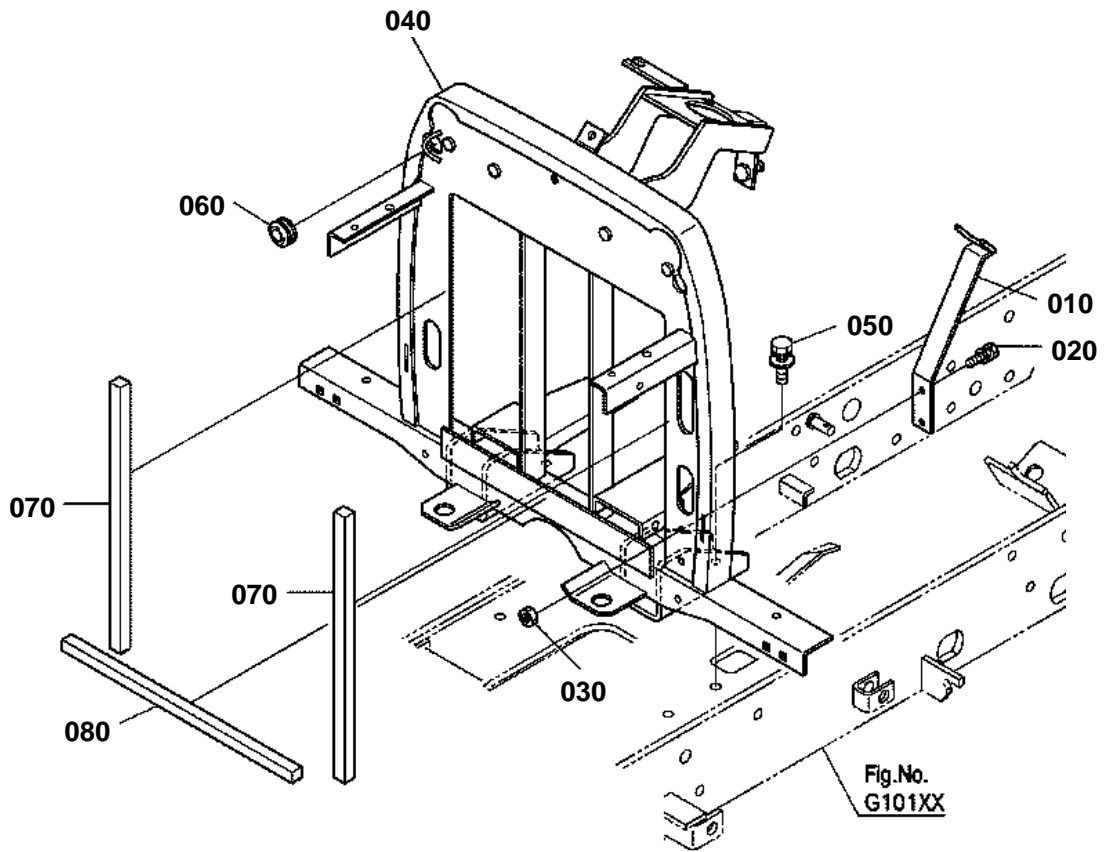
K2571-062-10

**BONNET SIDE**

↔ Interchangeable; ≠ not interchangeable; ← new for old; → old for new

REF.No	Part No.	Description	Q'ty	S.No.	I/C	REMARKS	Weight (kgf)	Weight (lb)
010	K2561-54140	BONNET UNDER	1				4	8.8
020	K2561-54150	COVER LH	1				0.83	1.826
030	01754-50616	BOLT FLANGE	2				0.006	0.0132
040	02014-50060	NUT	2				0.002	0.0044
050	04512-60060	WASHER SPRING	2				0.001	0.0022
060	K2561-95410	KIT COVER BONNET RH	1				0.5	1.1
070	K2561-54200	CUSHION	2				0.004	0.0088
080	K2561-54410	NUT	14				0.001	0.0022
090	K2571-54350	STAY HEAD RIGHT LH	1				0.04	0.088
100	K2571-54360	STAY HEAD RIGHT RH	1				0.04	0.088
110	01025-50655	BOLT	2				0.015	0.033
120	02751-50060	NUT FLANGE	2				0.005	0.011
130	K2561-54180	SCREW TAPPING	2				0.005	0.011
140	01023-50620	BOLT	2				0.006	0.0132
150	01513-50625	STUD	2				0.007	0.0154
160	02014-50060	NUT	2				0.002	0.0044
170	04512-60060	WASHER SPRING	2				0.001	0.0022
180	04015-60060	WASHER PLAIN	4				0.005	0.011
190	K2561-65420	LABEL HOT CAUTION	1			NOT SALE	0	0

CENTER PILLAR



K2571-063-10

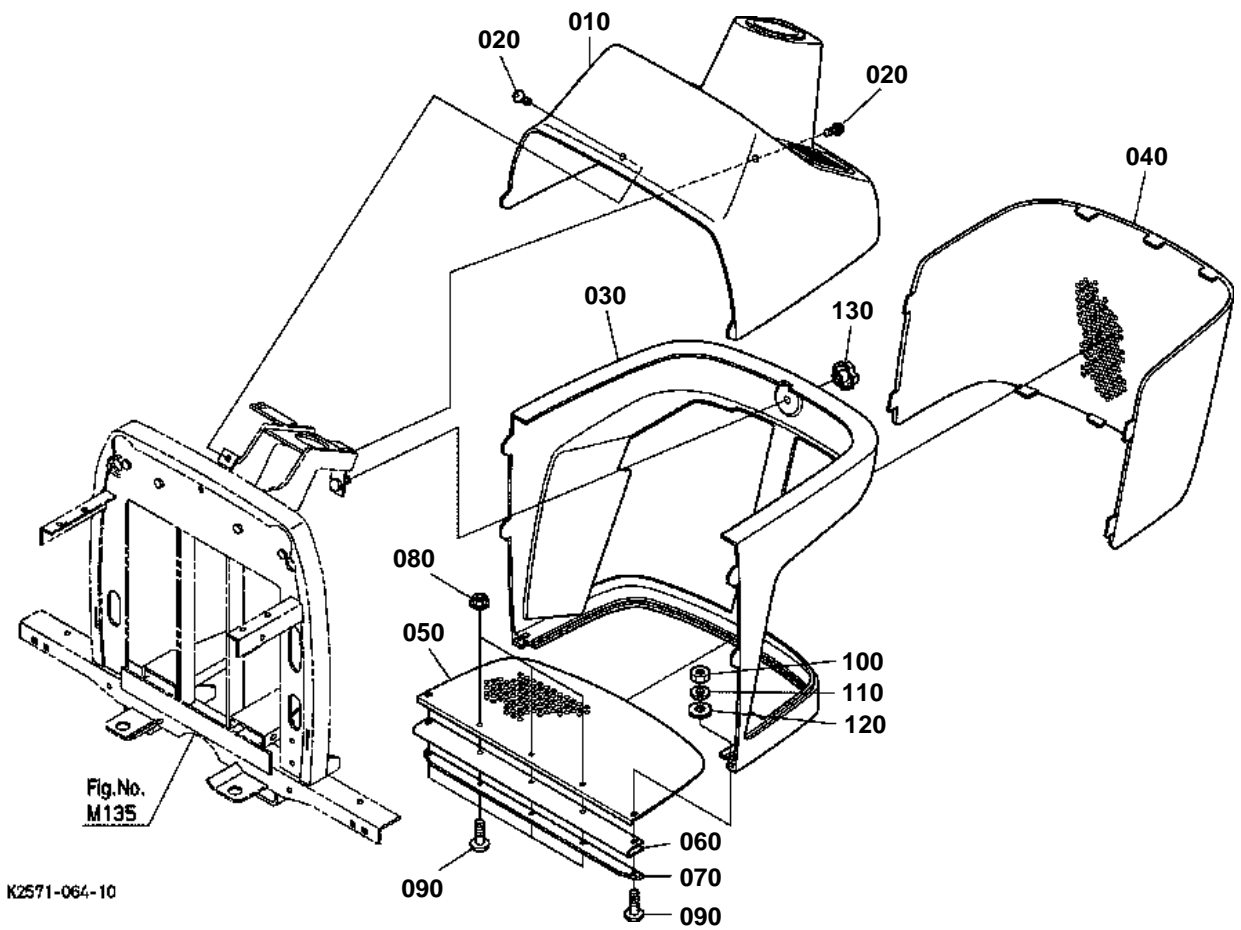


CENTER PILLAR

↔ Interchangeable; ≠ not interchangeable; ← new for old; → old for new

REF.No	Part No.	Description	Q'ty	S.No.	I/C	REMARKS	Weight (kgf)	Weight (lb)
010	K2561-41690	STAY HOSE	1				0.328	0.7216
020	01123-50820	BOLT	2				0.011	0.0242
030	02114-50080	NUT	2				0.005	0.011
040	K2571-57210	PILLER CENTER	1				0	0
050	K2571-57220	BOLT	4				0	0
060	K2561-57240	GROMMET WIRE	1				0.003	0.0066
070	K2561-57250	SPONGE	2				0.003	0.0066
080	K2561-57350	SPONGE LOWER	1				0.006	0.0132

PANEL FRAME



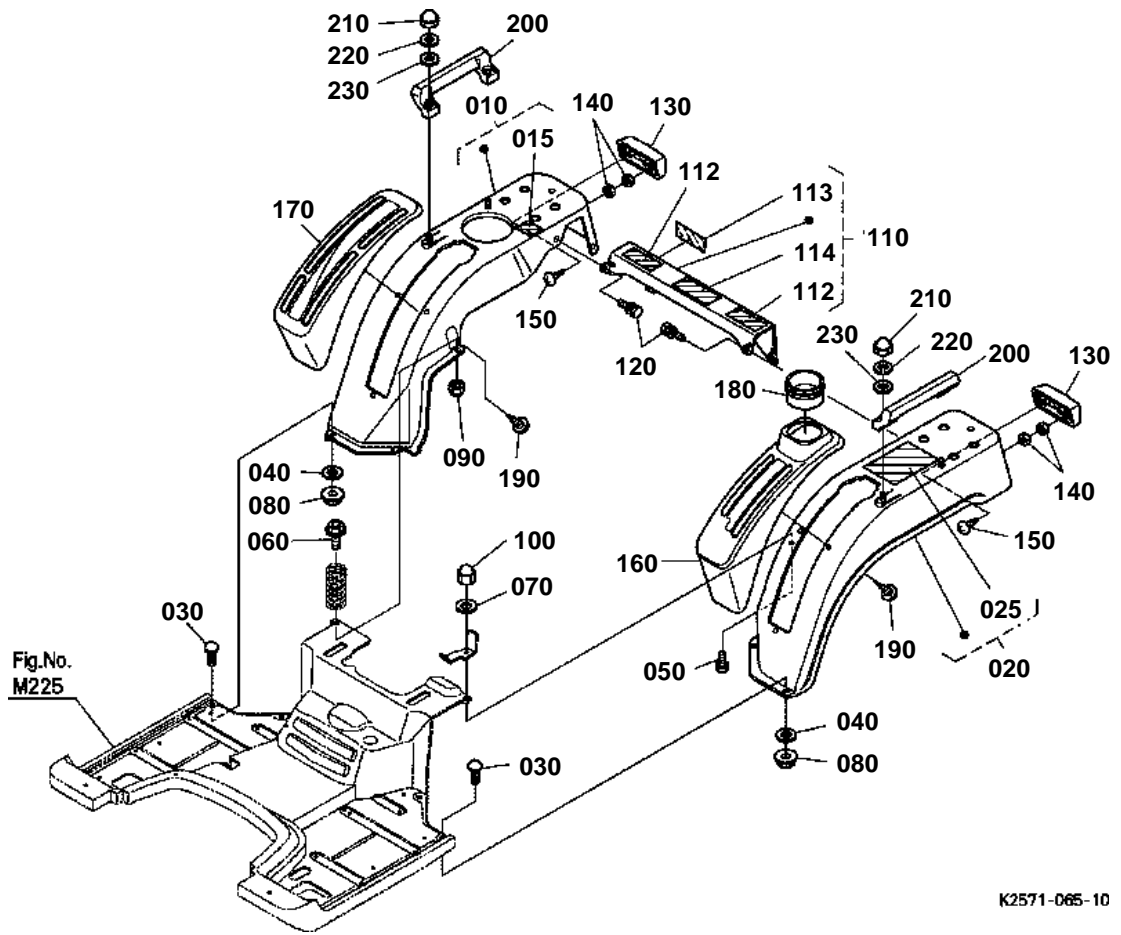




# PANEL FRAME

↔ Interchangeable; ≠ not interchangeable; ← new for old; → old for new

REF.No	Part No.	Description	Q'ty	S.No.	I/C	REMARKS	Weight (kgf)	Weight (lb)
010	K2561-57110	PANEL U.	1				1.45	3.19
020	K2561-57160	SCREW CR-REC-BD-HD	2				0.01	0.022
030	K2561-57130	PANEL D.	1				2.215	4.873
040	K2561-57140	PLATE AIR SCREEN U.	1				0.56	1.232
050	K2561-57150	PLATE AIR SCREEN D.	1				0.31	0.682
060	K2561-57180	PLATE RUBBER DUST	1				0.03	0.066
070	K2561-57190	PLATE RUBBER HOLD	1				0.166	0.3652
080	02751-50060	NUT FLANGE	3				0.005	0.011
090	03017-50616	SCREW CR-REC-BD-HD	5				0.005	0.011
100	02014-50060	NUT	2				0.002	0.0044
110	04512-60060	WASHER SPRING	2				0.001	0.0022
120	04013-60060	WASHER PLAIN	2				0.001	0.0022
130	K2561-57170	NUT KNOB	1				0.015	0.033

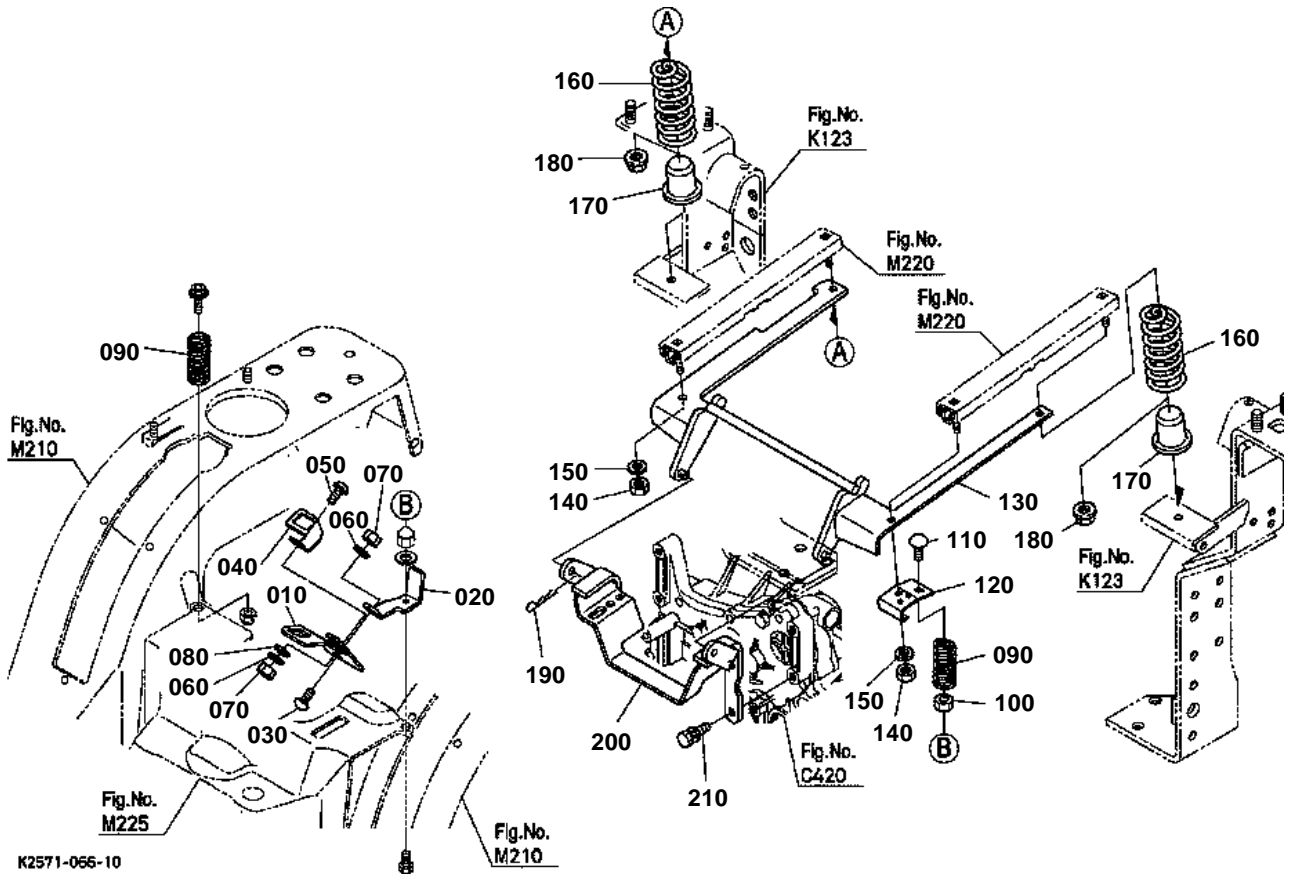


**FENDER**

↔ Interchangeable; ≠ not interchangeable; ← new for old; → old for new

REF.No	Part No.	Description	Q'ty	S.No.	I/C	REMARKS	Weight (kgf)	Weight (lb)
010	K2561-95520	KIT FENDER RH	1				1.5	3.3
015	K2561-65490	LABEL FUEL FILTER	1			NOT SALE	0	0
020	K2561-95532	KIT FENDER LH	1			ENGLISH	2.8	6.16
020	K2567-95532	KIT FENDER LH	1			FRENCH	2.815	6.193
025	K2561-65482	LABEL SAFETY	1			ENGLISH NOT SALE	0	0
025	K2567-65482	LABEL SAFETY	1			FRENCH NOT SALE	0	0
030	K1122-91320	BOLT SHORT SQU.NECK	4				0.01	0.022
040	04015-50100	WASHER PLAIN	4				0.016	0.0352
050	01153-50816	BOLT	1				0.01	0.022
060	01754-50820	BOLT FLANGE	1				0.015	0.033
070	04512-60080	WASHER SPRING	1				0.002	0.0044
080	02751-50080	NUT FLANGE	4				0.006	0.0132
090	02552-50080	NUT LOCK	1				0.005	0.011
100	15451-92330	NUT	1				0.008	0.0176
110	K2561-95540	KIT COVER FENDER R	1			ENGLISH	0.935	2.057
110	K2567-95540	KIT COVER FENDER R	1			FRENCH	0.948	2.0856
112	K2561-65522	LABEL SPACE WARNING	2			ENGLISH NOT SALE	0	0
112	K2567-65520	LABEL SPACE WARNING	2			FRENCH NOT SALE	0	0
113	K2561-65560	LABEL HITCH WARNING	1			ENGLISH NOT SALE	0	0
113	K2567-65560	LABEL HITCH WARNING	1			FRENCH NOT SALE	0	0
114	K2561-65570	LABEL ROPS WARNING	1			ENGLISH NOT SALE	0	0
114	K2567-65570	LABEL ROPS WARNING	1			FRENCH NOT SALE	0	0
120	01123-50820	BOLT	4				0.011	0.0242
130	K2561-55110	BASE TAIL LAMP	2				0.053	0.1166
140	02054-50040	NUT	8				0.001	0.0022
150	K1122-55280	SCREW TAPPING	4				0.002	0.0044
160	K2561-55210	GUIDE LEVER LH	1				0.26	0.572
170	K2561-55220	GUIDE LEVER RH	1				0.375	0.825
180	K2561-55270	HOLDER CUP	1				0.09	0.198
190	K1122-55280	SCREW TAPPING	6				0.002	0.0044
200	K2561-55280	HANDRAIL	2				0.229	0.5038
210	K2561-55290	NUT CAP	4				0.013	0.0286
220	04512-60100	WASHER SPRING	4				0.002	0.0044
230	04011-50100	WASHER PLAIN	4				0.002	0.0044

SEAT SUPPORT



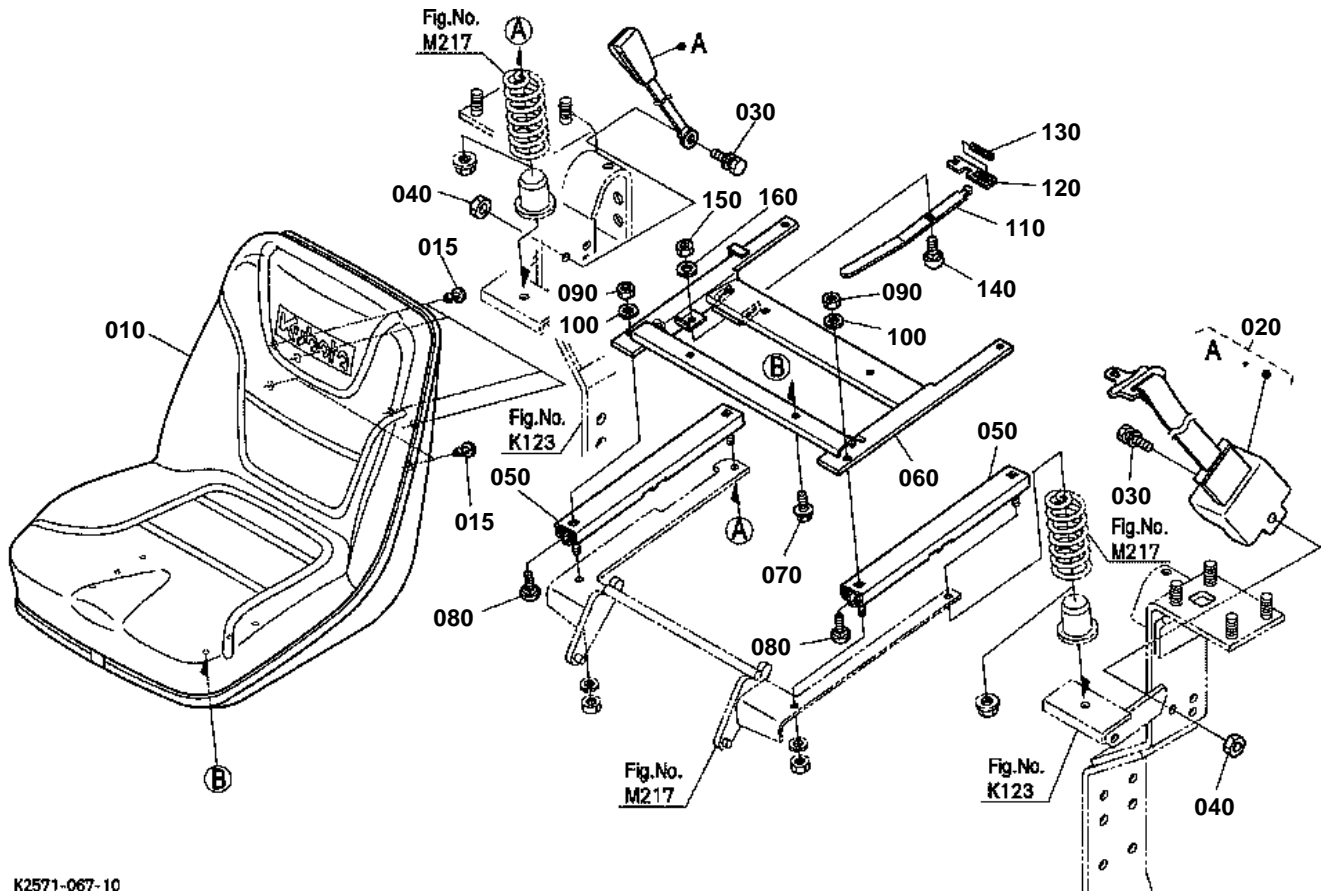


## SEAT SUPPORT

↔ Interchangeable; ≠ not interchangeable; ← new for old; → old for new

REF.No	Part No.	Description	Q'ty	S.No.	I/C	REMARKS	Weight (kgf)	Weight (lb)
010	K2511-55512	STAY SEAT SWITCH	1				0.096	0.2112
020	K2511-55522	BRACKET SEAT SWITCH	1				0.055	0.121
030	K1122-91310	BOLT SHORT	1				0.01	0.022
040	K2511-55532	STAY SEAT SWITCH	1				0.05	0.11
050	K1122-91320	BOLT SHORT SQU.NECK	1				0.01	0.022
060	04512-60080	WASHER SPRING	2				0.002	0.0044
070	02114-50080	NUT	2				0.005	0.011
080	04013-60080	WASHER PLAIN	1				0.002	0.0044
090	K2511-55594	SPRING	2				0.04	0.088
100	K2511-55580	NUT	1				0.007	0.0154
110	K1122-91320	BOLT SHORT SQU.NECK	1				0.01	0.022
120	K2511-55543	STAY	1				0.098	0.2156
130	K2561-56740	STAY LOWER RAIL	1				2.8	6.16
140	75599-31012	NUT	2				0.007	0.0154
150	04512-60080	WASHER SPRING	2				0.002	0.0044
160	K2571-56780	SPRING SEAT	2				0.23	0.506
170	K2561-56790	CAP SPRING	2				0.075	0.165
180	75599-31082	NUT	2				0.006	0.0132
190	75599-56004	PIN SNAP	1				0.01	0.022
200	K2561-56730	STAY SEAT RAIL FRONT	1				0	0
210	01123-51030	BOLT	4				0.025	0.055

SEAT



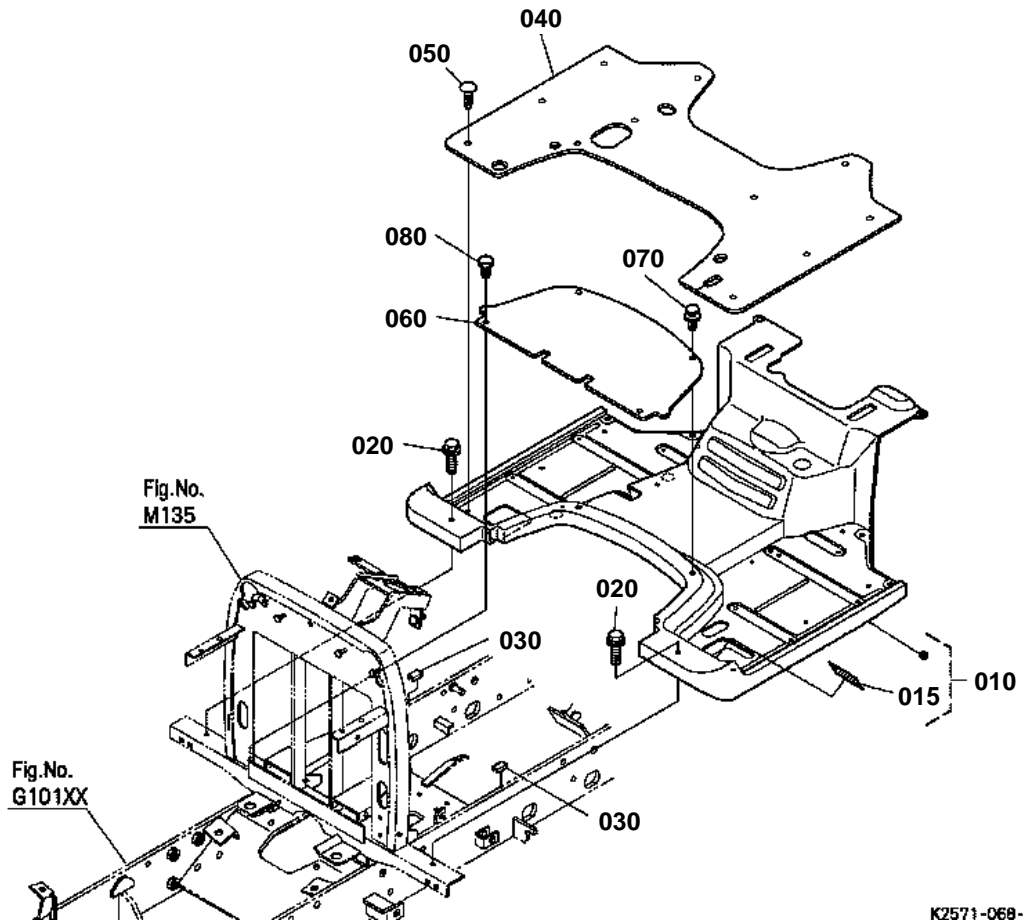
K2571-067-10

**SEAT**

↔ Interchangeable; ≠ not interchangeable; ← new for old; → old for new

REF.No	Part No.	Description	Q'ty	S.No.	I/C	REMARKS	Weight (kgf)	Weight (lb)
010	K2571-56110	SEAT	1				9	19.8
015	K2571-56120	PLUG	6				0	0
020	K2561-56850	ASSY BELT SEAT	1				0.81	1.782
030	01133-51030	BOLT	2				0.025	0.055
040	02118-50100	NUT	2				0.005	0.011
050	K2561-56710	RAIL SEAT	2				0.665	1.463
060	K2561-56758	STAY UPPER RAIL	1				1.47	3.234
070	0Y171-50508	BOLT FLANGE	4				0.015	0.033
080	K1122-91320	BOLT SHORT SQU.NECK	4				0.01	0.022
090	02114-50080	NUT	4				0.005	0.011
100	04512-60080	WASHER SPRING	4				0.002	0.0044
110	K2561-56810	LEVER ADJUSTER	1				0	0
120	K2561-56830	PLATE STOPPER	1				0.023	0.0506
130	K2561-56820	SPRING ADJUST	1				0.003	0.0066
140	K1122-91320	BOLT SHORT SQU.NECK	1				0.01	0.022
150	K5112-72840	NUT LOCK	1				0.005	0.011
160	04015-60080	WASHER PLAIN	1				0.01	0.022

STEP



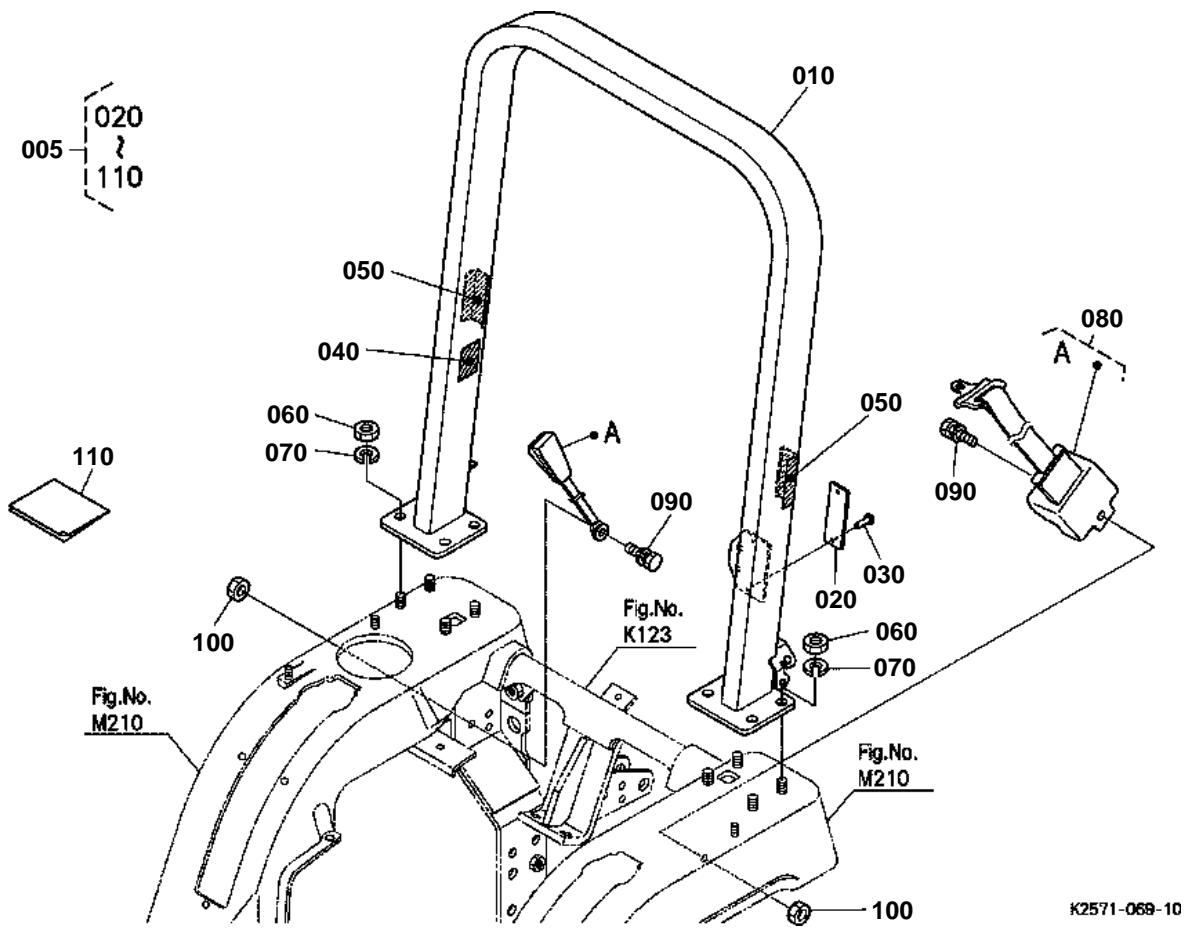
K2571-068-10



**STEP**

↔ Interchangeable; ≠ not interchangeable; ← new for old; → old for new

REF.No	Part No.	Description	Q'ty	S.No.	I/C	REMARKS	Weight (kgf)	Weight (lb)
010	K2561-95510	KIT STEP	1			ENGLISH	3	6.6
010	K2567-95510	KIT STEP	1			FRENCH	5.2	11.44
015	K2561-65660	LABEL DIFF.LOCK	1			ENGLISH	0.001	0.0022
015	K2567-65660	LABEL DIFF.LOCK	1			FRENCH	0	0
020	01754-50820	BOLT FLANGE	2				0.015	0.033
030	K2561-55180	TRIM FRAME	2				0.007	0.0154
040	K2561-55310	MAT STEP	1				1.05	2.31
050	K1211-84560	PUSH RIVET	11				0.002	0.0044
060	K2561-57310	PLATE STEP	1				0.6	1.32
070	K2561-57320	RIVET SCREW	2				0.001	0.0022
080	01754-50820	BOLT FLANGE	2				0.015	0.033

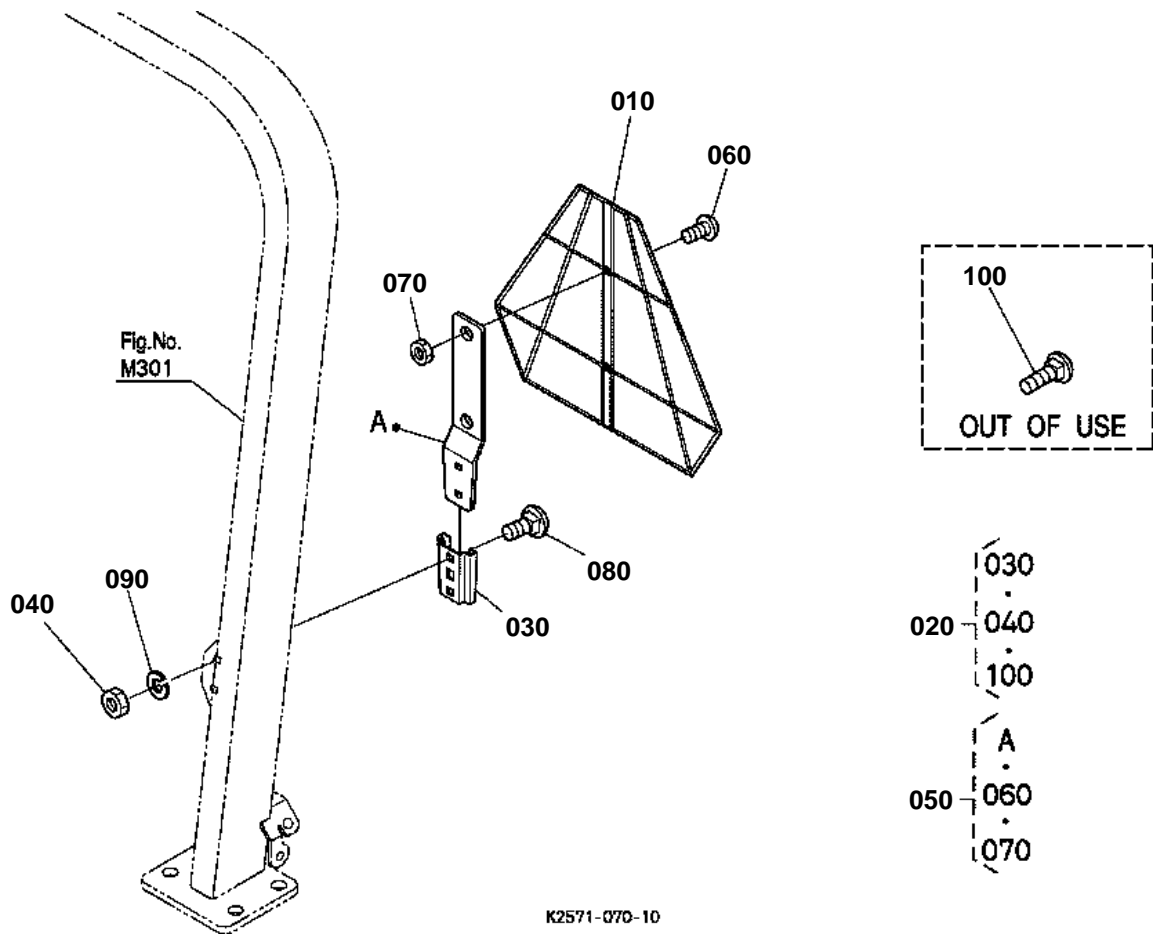




# ROPS

↔ Interchangeable; ≠ not interchangeable; ← new for old; → old for new

REF.No	Part No.	Description	Q'ty	S.No.	I/C	REMARKS	Weight (kgf)	Weight (lb)
005	K2561-93940	KIT ROPS REPLACEMENT	1				0	0
010	99999-99999	ROPS	1				0	0
020	99999-99999	NAME PLATE ROPS	1				0	0
030	K6072-63910	RIVET BLIND BLACK	2				0.002	0.0044
040	6C140-47460	LABEL ROPS WARNING	1			ENGLISH	0.001	0.0022
040	6C141-47460	LABEL ROPS WARNING	1			FRENCH	0.001	0.0022
050	K2591-65410	LABEL REFLECTOR	2				0.01	0.022
060	02174-50140	NUT	8				0.014	0.0308
070	04512-60140	WASHER SPRING	8				0.008	0.0176
080	K2561-56850	ASSY BELT SEAT	1				0.81	1.782
090	01133-51030	BOLT	2				0.025	0.055
100	02118-50100	NUT	2				0.005	0.011
110	99999-99999	MANUAL ROPS KIT	1				0	0

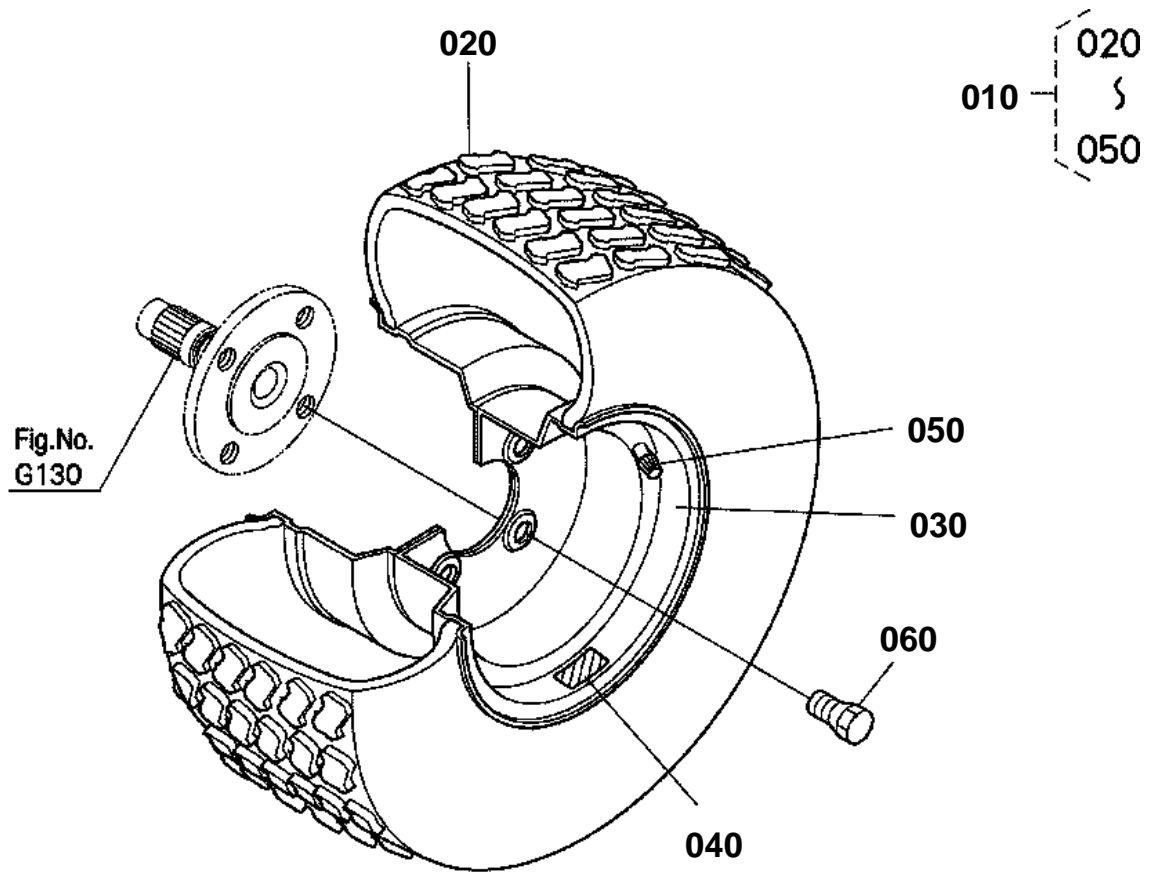


**SMV EMBLEM**

↔ Interchangeable; ≠ not interchangeable; ← new for old; → old for new

REF.No	Part No.	Description	Q'ty	S.No.	I/C	REMARKS	Weight (kgf)	Weight (lb)
010	7L500-89910	SIGN SMV	1				0.32	0.704
020	7L500-89920	SOCKET SMV SIGN	1				0.1	0.22
030	7L500-89930	SOCKET-MTG SMV	1				0.05	0.11
040	7L500-89950	NUT	2				0.004	0.0088
050	7L500-89960	SPADE SMV SIGN	1				0.24	0.528
060	7L500-89980	VIS	2				0.02	0.044
070	7L500-89990	NUT	2				0.001	0.0022
080	7L500-89810	BOLT SQUARE NECK	2				0.011	0.0242
090	04512-60080	WASHER SPRING	2				0.002	0.0044
100	7L500-89940	BOLT SQUARE NECK	2				0.01	0.022

FRONT WHEEL (18\*8.50-8)



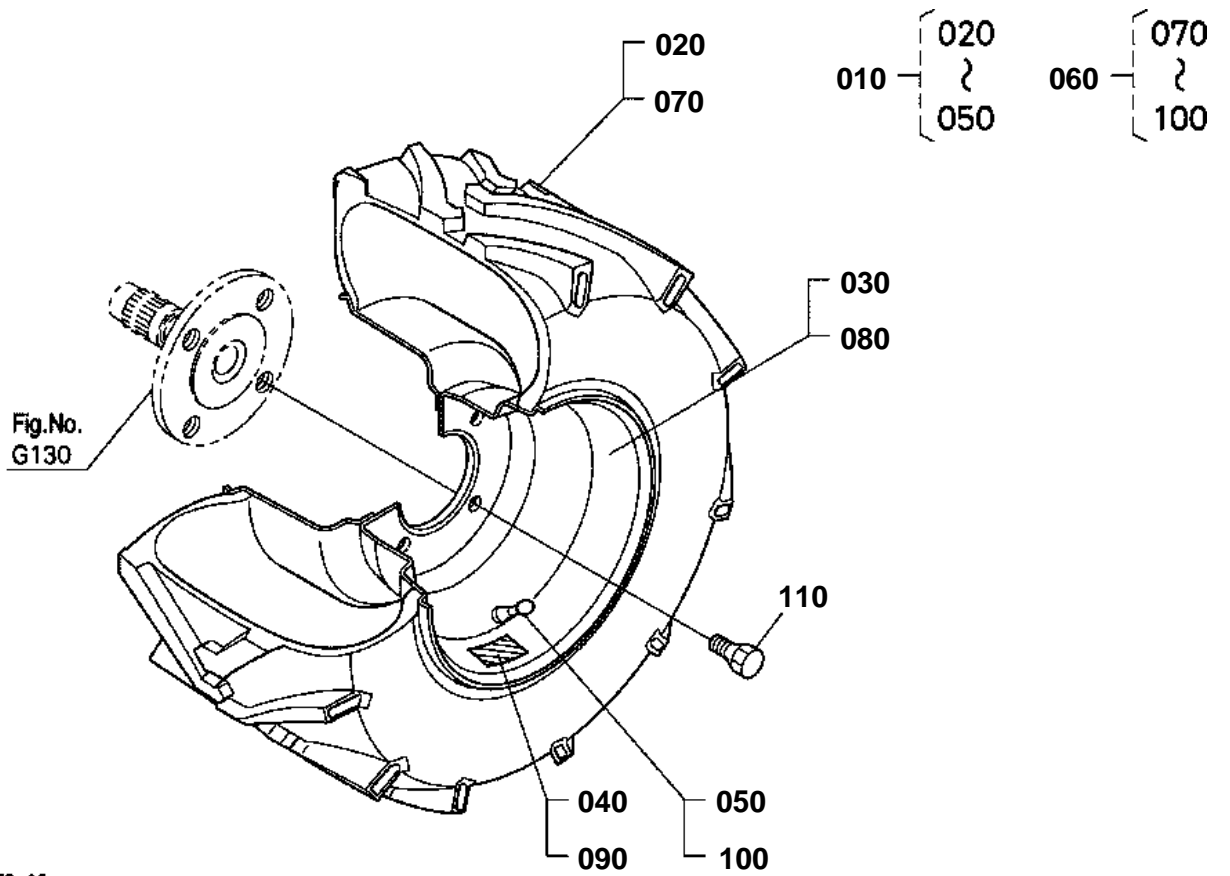
K2571-071-10

**FRONT WHEEL (18\*8.50-8)**

↔ Interchangeable; ≠ not interchangeable; ← new for old; → old for new

REF.No	Part No.	Description	Q'ty	S.No.	I/C	REMARKS	Weight (kgf)	Weight (lb)
010	K2561-18100	TIRE ASSY T	2				7.4	16.28
020	K2561-18140	TIRE T	2				4.48	9.856
030	K2561-18180	WHEEL	2				2.4	5.28
040	K2561-18360	LABEL T	2				0	0
050	66120-17190	VALVE TIRE	2				0.012	0.0264
060	K2561-18210	BOLT WHEEL	8				0.06	0.132

FRONT WHEEL (18\*8.50-8)



K2571-072-10



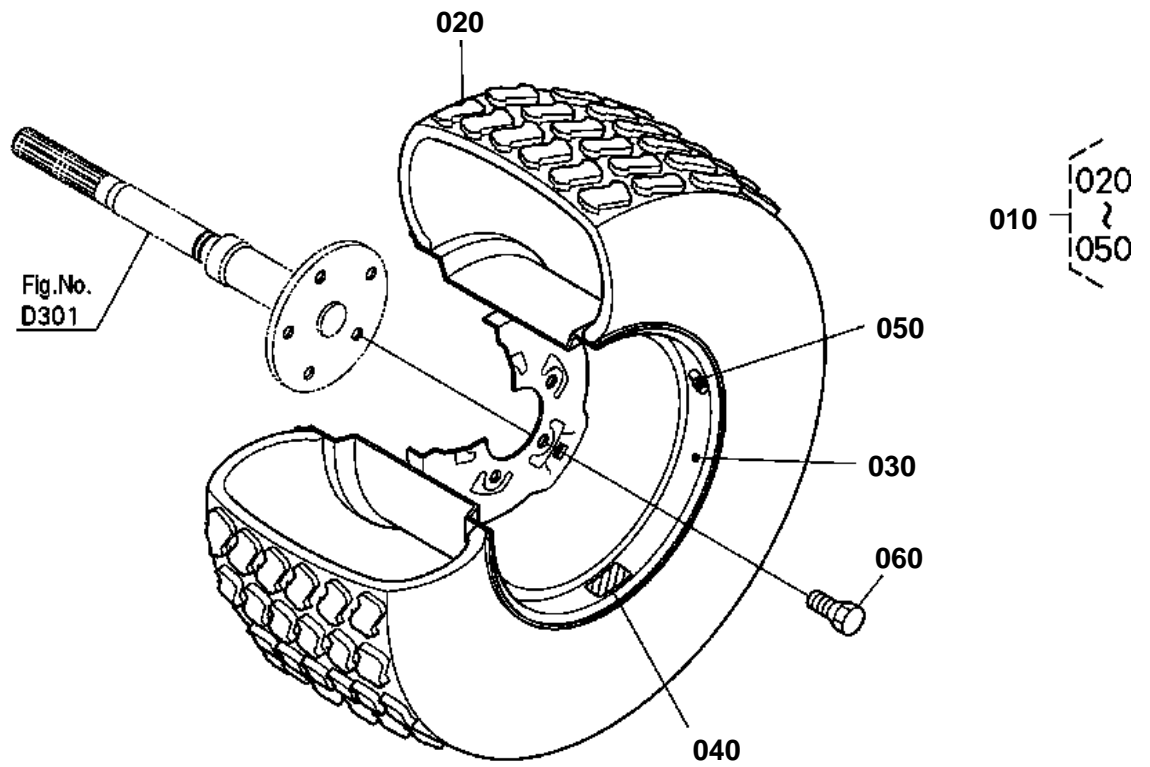


## FRONT WHEEL (18\*8.50-8)

↔ Interchangeable; ≠ not interchangeable; ← new for old; → old for new

REF.No	Part No.	Description	Q'ty	S.No.	I/C	REMARKS	Weight (kgf)	Weight (lb)
010	K2561-18410	TIRE ASSY BL	1				7.8	17.16
020	K2561-18150	TIRE B	1				5.19	11.418
030	K2561-18190	WHEEL B	1				2.64	5.808
040	K2561-18370	LABEL BL	1			NOT SALE	0	0
050	K2561-17220	CORE VALVE	1				0.01	0.022
060	K2561-18420	TIRE ASSY BR	1				7.8	17.16
070	K2561-18150	TIRE B	1				5.19	11.418
080	K2561-18190	WHEEL B	1				2.64	5.808
090	K2561-18380	LABEL BR	1				0	0
100	K2561-17220	CORE VALVE	1				0.01	0.022
110	K2561-18210	BOLT WHEEL	8				0.06	0.132

REAR WHEEL (26\*12.00-12)



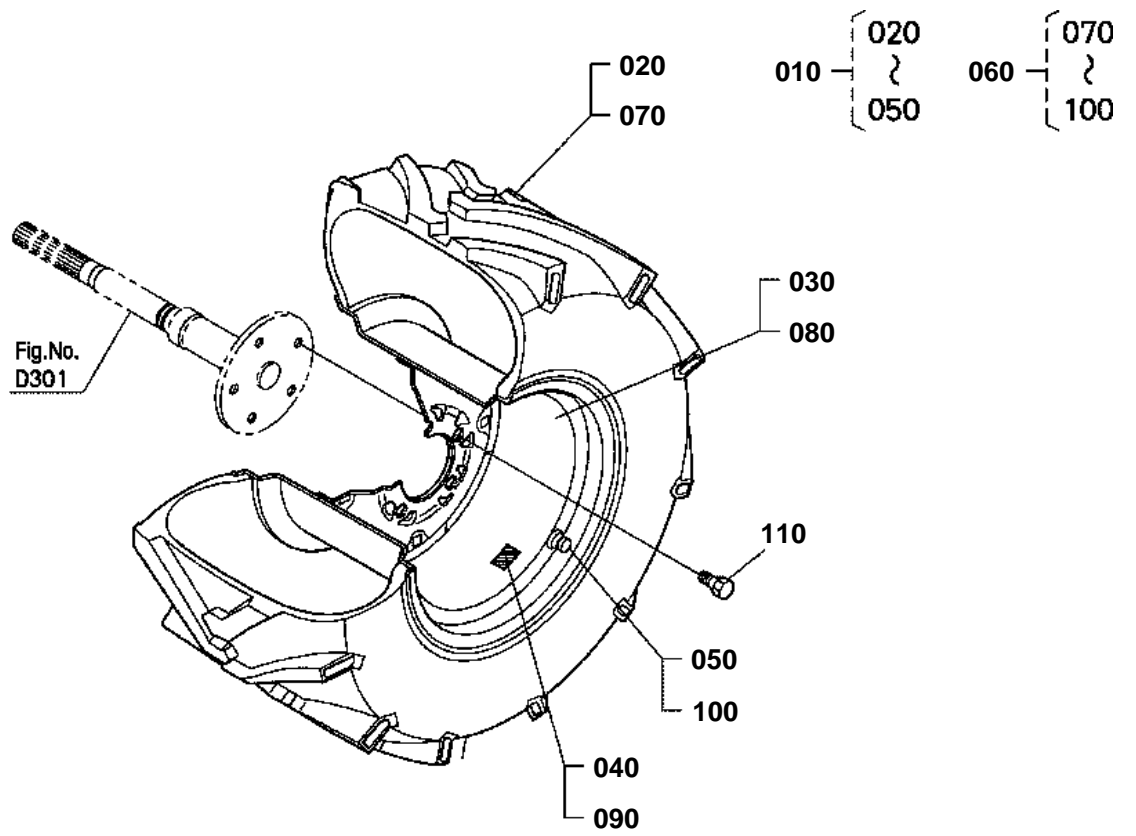
K2571-073-10

**REAR WHEEL (26\*12.00-12)**

↔ Interchangeable; ≠ not interchangeable; ← new for old; → old for new

REF.No	Part No.	Description	Q'ty	S.No.	I/C	REMARKS	Weight (kgf)	Weight (lb)
010	K2561-17100	TIRE ASSY T	2				19.8	43.56
020	K2561-17140	TIRE T	2				12.1	26.62
030	K2561-17180	WHEEL	2				6.2	13.64
040	K2561-17360	LABEL T	2				0	0
050	66120-17190	VALVE TIRE	2				0.012	0.0264
060	K2561-17210	BOLT WHEEL	10				0.06	0.132

REAR WHEEL (26\*12.00-12)

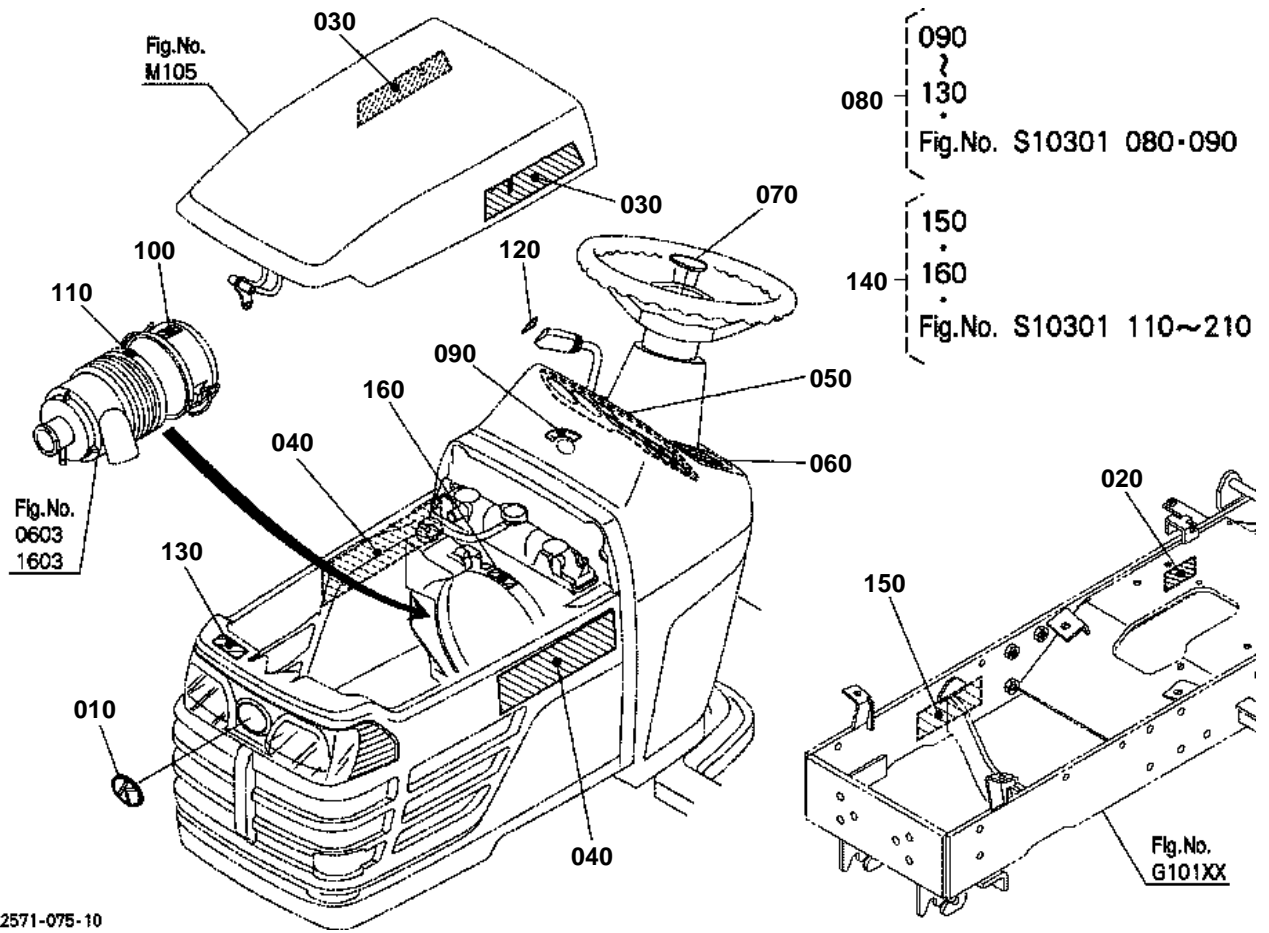


K2571-074-10

**REAR WHEEL (26\*12.00-12)**

↔ Interchangeable; ≠ not interchangeable; ← new for old; → old for new

REF.No	Part No.	Description	Q'ty	S.No.	I/C	REMARKS	Weight (kgf)	Weight (lb)
010	K2561-17410	TIRE ASSY BL	1				20.4	44.88
020	K2561-17150	TIRE B	1				0	0
030	K2561-17190	WHEEL B	1				7.4	16.28
040	K2561-17370	LABEL BL	1			NOT SALE	0	0
050	K2561-17220	CORE VALVE	1				0.01	0.022
060	K2561-17420	TIRE ASSY BR	1				20.4	44.88
070	K2561-17150	TIRE B	1				0	0
080	K2561-17190	WHEEL B	1				7.4	16.28
090	K2561-17380	LABEL BR	1			NOT SALE	0	0
100	K2561-17220	CORE VALVE	1				0.01	0.022
110	K2561-17210	BOLT WHEEL	10				0.06	0.132



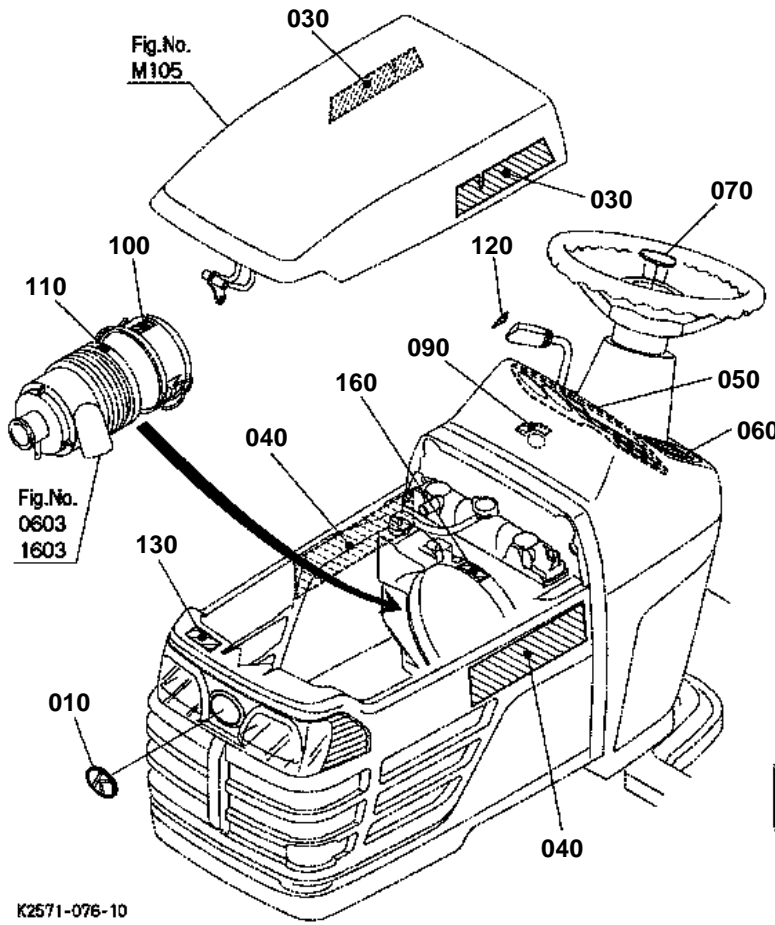


## LABEL (FRONT) [ENGLISH]

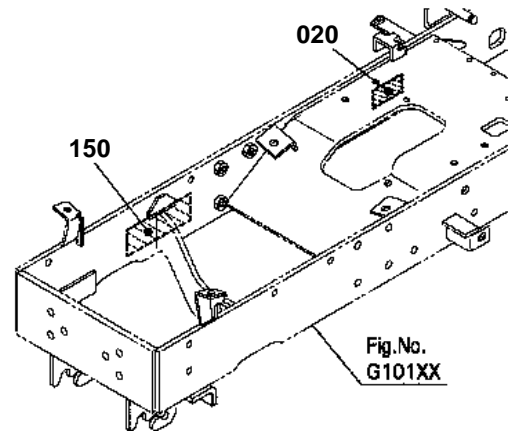
↔ Interchangeable; ≠ not interchangeable; ← new for old; → old for new

REF.No	Part No.	Description	Q'ty	S.No.	I/C	REMARKS	Weight (kgf)	Weight (lb)
010	T1060-49500	MARK SYMBOL	1				0.01	0.022
020	99999-99999	NAME PLATE	1				0	0
030	K2571-65120	LABEL KUBOTA	2				0	0
040	K2571-65130	MARK MODEL	2				0	0
050	K2561-65213	PLATE INDICATOR	1				0.12	0.264
060	K2561-65220	LABEL LIGHT SWITCH	1				0.005	0.011
070	K2561-65240	MARK STEERING WHEEL	1				0.01	0.022
080	K2561-65200	LABEL SET	1				0.016	0.0352
090	K2561-65230	LABEL SWITCH	1			NOT SALE	0	0
100	K2561-65330	LABEL CLEANER TOP	1			NOT SALE	0	0
110	K2561-65340	LABEL CLEANER ARROW	1			NOT SALE	0	0
120	K2561-65290	LABEL ACCEL.	1			NOT SALE	0	0
130	K2561-65420	LABEL HOT CAUTION	1			NOT SALE	0	0
140	K2561-65405	LABEL SET	1				0.022	0.0484
150	K2561-65410	LABEL START DANGER	1			NOT SALE	0	0
160	K2561-65430	LABEL FAN CAUTION	1			NOT SALE	0	0

LABEL (FRONT) [FRENCH]



- 090
- } 130
- 080
- Fig.No. S10302 080.090
- 150
- 140
- 160
- Fig.No. S10302 140.160~210
- 160
- 170
- 180
- Fig.No. S10302
- 110~130.150.210.250~300

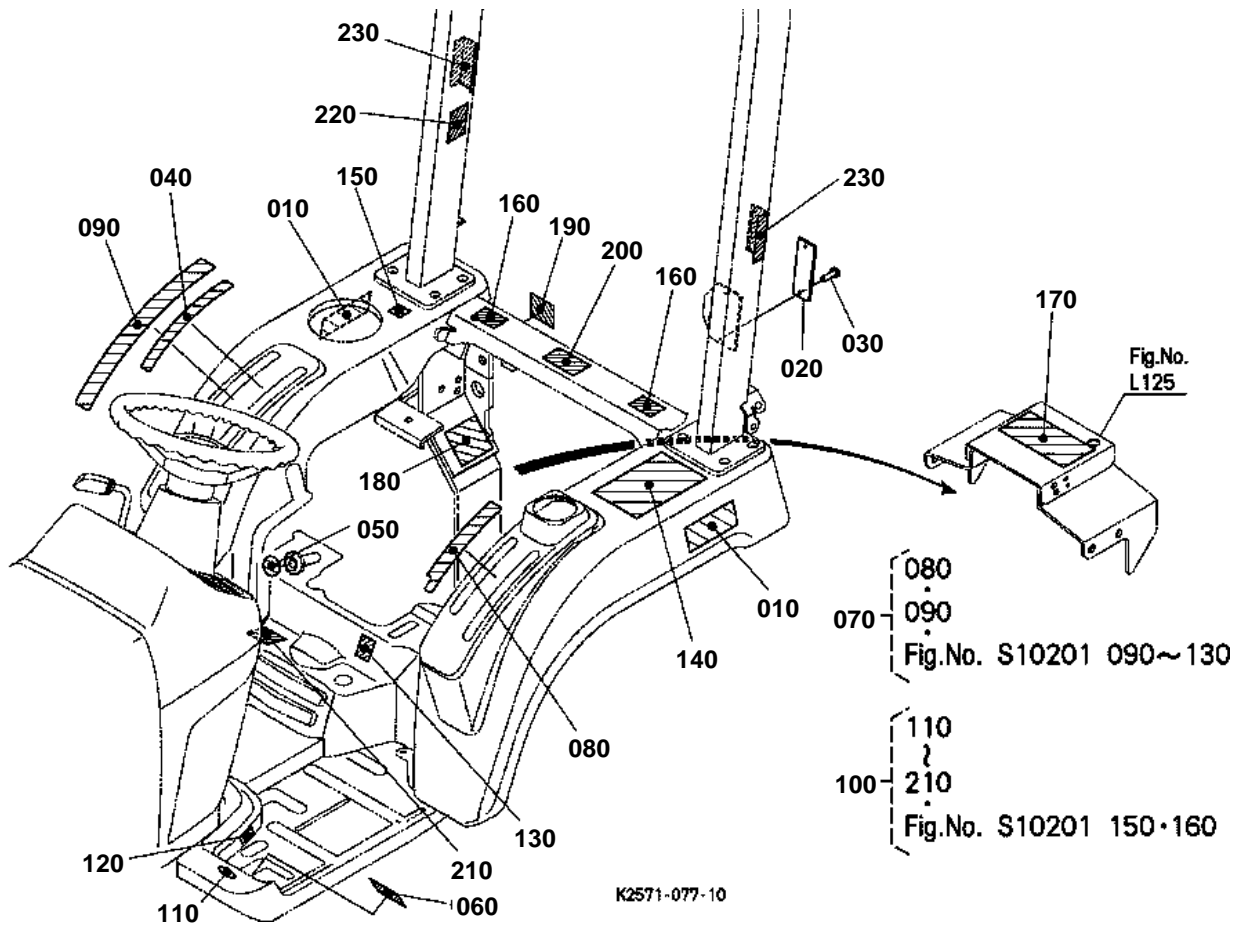




**LABEL (FRONT) [FRENCH]**

↔ Interchangeable; ≠ not interchangeable; ← new for old; → old for new

REF.No	Part No.	Description	Q'ty	S.No.	I/C	REMARKS	Weight (kgf)	Weight (lb)
010	T1060-49500	MARK SYMBOL	1				0.01	0.022
020	99999-99999	NAME PLATE	1				0	0
030	K2571-65120	LABEL KUBOTA	2				0	0
040	K2571-65130	MARK MODEL	2				0	0
050	K2561-65213	PLATE INDICATOR	1				0.12	0.264
060	K2561-65220	LABEL LIGHT SWITCH	1				0.005	0.011
070	K2561-65240	MARK STEERING WHEEL	1				0.01	0.022
080	K2561-65200	LABEL SET	1				0.016	0.0352
090	K2561-65230	LABEL SWITCH	1			NOT SALE	0	0
100	K2561-65330	LABEL CLEANER TOP	1			NOT SALE	0	0
110	K2561-65340	LABEL CLEANER ARROW	1			NOT SALE	0	0
120	K2561-65290	LABEL ACCEL.	1			NOT SALE	0	0
130	K2561-65420	LABEL HOT CAUTION	1			NOT SALE	0	0
140	K2567-65405	LABEL SET CA	1				0.045	0.099
150	K2567-65410	LABEL START DANGER	1			NOT SALE	0	0
160	K2561-65430	LABEL FAN CAUTION	1			NOT SALE	0	0
170	K2561-65405	LABEL SET	1				0.022	0.0484
180	K2561-65410	LABEL START DANGER	1			NOT SALE OUT OF USE	0	0

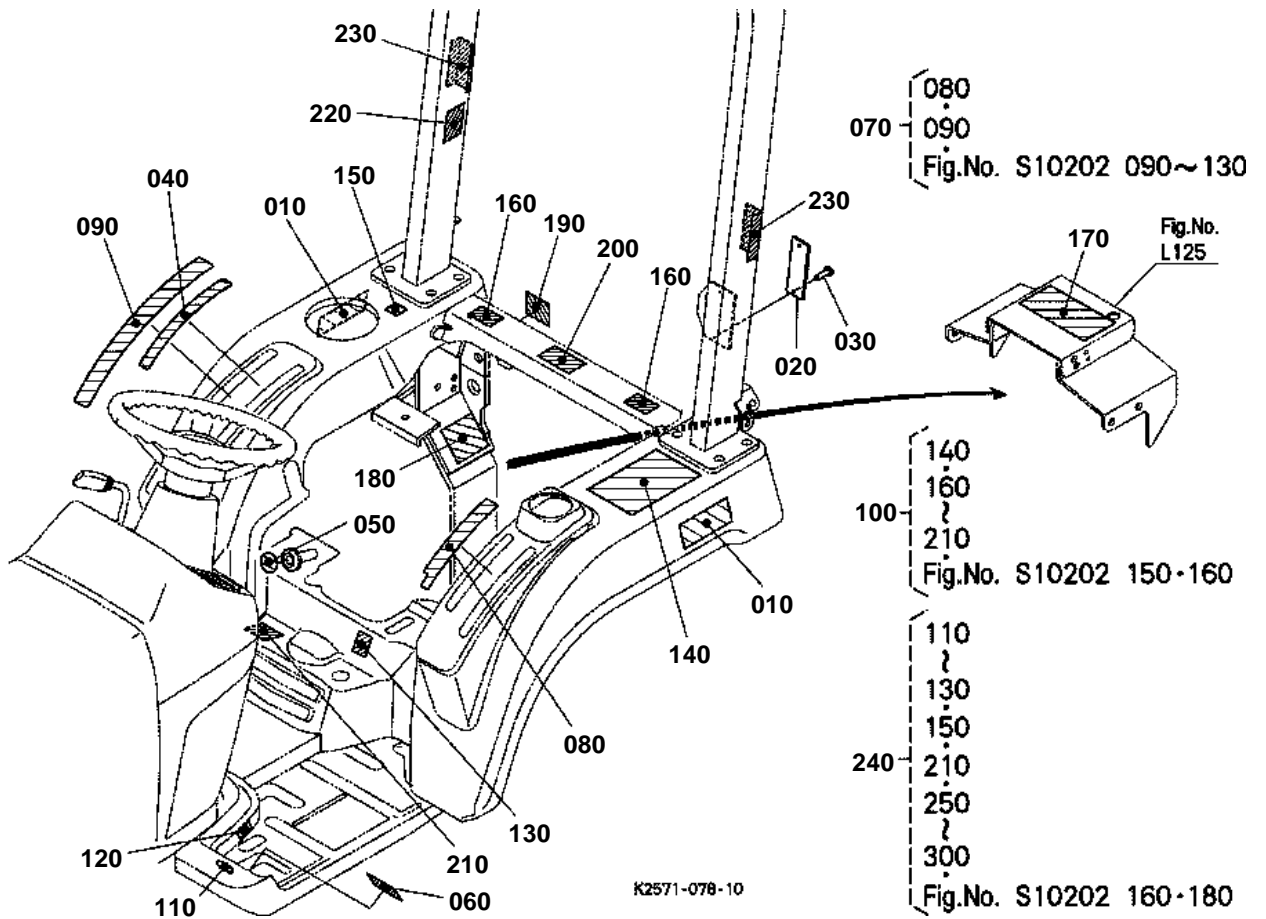




## LABEL (REAR) [ENGLISH]

↔ Interchangeable; ≠ not interchangeable; ← new for old; → old for new

REF.No	Part No.	Description	Q'ty	S.No.	I/C	REMARKS	Weight (kgf)	Weight (lb)
010	K2571-65250	LABEL 4WD	2				0	0
020	99999-99999	NAME PLATE ROPS	1				0	0
030	K6072-63910	RIVET BLIND BLACK	2				0.002	0.0044
040	K2571-65350	LABEL CRUISE CONTROL	1				0	0
050	K2561-65263	LABEL HYD ADJUST	1				0.001	0.0022
060	K2561-65660	LABEL DIFF.LOCK	1				0.001	0.0022
070	K2561-65200	LABEL SET	1				0.016	0.0352
080	K2561-65270	LABEL GUIDE LH	1			NOT SALE	0	0
090	K2561-65280	LABEL GUIDE RH	1			NOT SALE	0	0
100	K2561-65405	LABEL SET	1				0.022	0.0484
110	K2561-65440	LABEL DIFF.LOCK	1			NOT SALE	0	0
120	K2561-65450	LABEL	1			NOT SALE	0	0
130	K2561-65460	LABEL ADJUSTPOSITION	1			NOT SALE	0	0
140	K2561-65482	LABEL SAFETY	1			NOT SALE	0	0
150	K2561-65490	LABEL FUEL FILTER	1			NOT SALE	0	0
160	K2561-65522	LABEL SPACE WARNING	2			NOT SALE	0	0
170	K2561-65540	LABEL PTO WARNING	1			NOT SALE	0	0
180	K2561-65550	LABEL ADJUST CAUTION	1			NOT SALE	0	0
190	K2561-65560	LABEL HITCH WARNING	1			NOT SALE	0	0
200	K2561-65570	LABEL ROPS WARNING	1			NOT SALE	0	0
210	K2561-65622	LABEL SHIFT LEVER	1			NOT SALE	0	0
220	6C140-47460	LABEL ROPS WARNING	1				0.001	0.0022
230	K2591-65410	LABEL REFLECTOR	2				0.01	0.022





## LABEL (REAR) [FRENCH]

↔ Interchangeable; ≠ not interchangeable; ← new for old; → old for new

REF.No	Part No.	Description	Q'ty	S.No.	I/C	REMARKS	Weight (kgf)	Weight (lb)
010	K2571-65250	LABEL 4WD	2				0	0
020	99999-99999	NAME PLATE ROPS	1				0	0
030	K6072-63910	RIVET BLIND BLACK	2				0.002	0.0044
040	K2571-65350	LABEL CRUISE CONTROL	1				0	0
050	K2561-65263	LABEL HYD ADJUST	1				0.001	0.0022
060	K2567-65660	LABEL DIFF.LOCK	1				0	0
070	K2561-65200	LABEL SET	1				0.016	0.0352
080	K2561-65270	LABEL GUIDE LH	1			NOT SALE	0	0
090	K2561-65280	LABEL GUIDE RH	1			NOT SALE	0	0
100	K2567-65405	LABEL SET CA	1				0.045	0.099
110	K2561-65440	LABEL DIFF.LOCK	1			NOT SALE	0	0
120	K2561-65450	LABEL	1			NOT SALE	0	0
130	K2561-65460	LABEL ADJUSTPOSITION	1			NOT SALE	0	0
140	K2567-65482	LABEL SAFETY	1			NOT SALE	0	0
150	K2561-65490	LABEL FUEL FILTER	1			NOT SALE	0	0
160	K2567-65520	LABEL SPACE WARNING	2			NOT SALE	0	0
170	K2567-65540	LABEL PTO WARNING	1			NOT SALE	0	0
180	K2567-65550	LABEL ADJUST CAUTION	1			NOT SALE	0	0
190	K2567-65560	LABEL HITCH WARNING	1			NOT SALE	0	0
200	K2567-65570	LABEL ROPS WARNING	1			NOT SALE	0	0
210	K2561-65622	LABEL SHIFT LEVER	1			NOT SALE	0	0
220	6C141-47460	LABEL ROPS WARNING	1				0.001	0.0022
230	K2591-65410	LABEL REFLECTOR	2				0.01	0.022
240	K2561-65405	LABEL SET	1				0.022	0.0484
250	K2561-65482	LABEL SAFETY	1			NOT SALE OUT OF USE	0	0
260	K2561-65522	LABEL SPACE WARNING	2			NOT SALE OUT OF USE	0	0
270	K2561-65540	LABEL PTO WARNING	1			NOT SALE OUT OF USE	0	0
280	K2561-65550	LABEL ADJUST CAUTION	1			NOT SALE OUT OF USE	0	0
290	K2561-65560	LABEL HITCH WARNING	1			NOT SALE OUT OF USE	0	0
300	K2561-65570	LABEL ROPS WARNING	1			NOT SALE OUT OF USE	0	0

**ACCESSORIES AND SERVICE PARTS  
ACCESSOIRES ET PIECES DE SERVICE  
SONTIGES ZUBEHOER UND SERVICE-TEILE**

TITLE-001-10

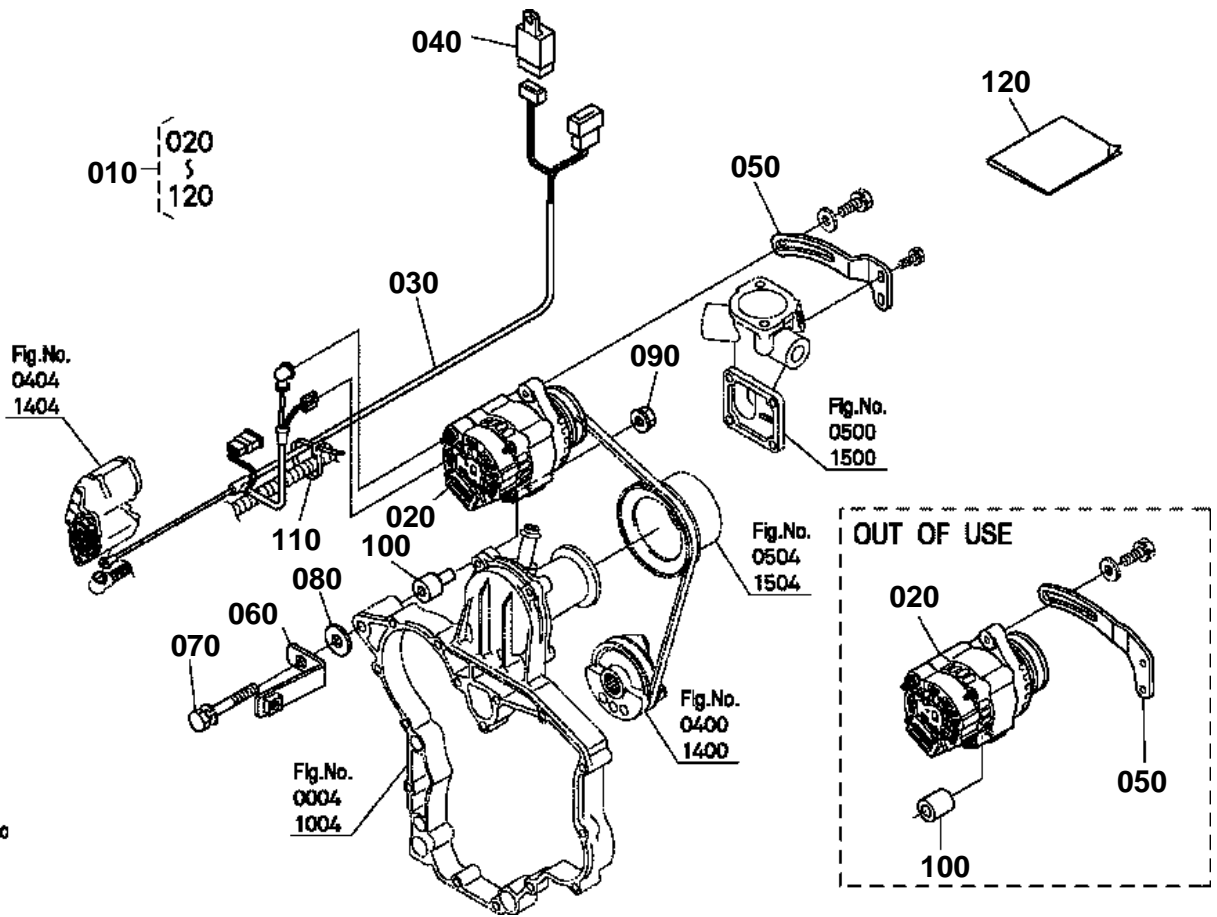


## ACCESSORIES AND SERVICE PARTS

↔ Interchangeable; ≠ not interchangeable; ← new for old; → old for new

REF.No	Part No.	Description	Q'ty	S.No.	I/C	REMARKS	Weight (kgf)	Weight (lb)
010	K2511-71210	MANUAL INSTRUCTION	1			ENGLISH	0.05	0.11
010	K2577-71210	MANUAL INSTRUCTION	1			FRENCH	0	0
020	K1122-73220	BAG VINYL	1				0.015	0.033

ALTERNATOR KIT [OPTION]



K2571-085-10



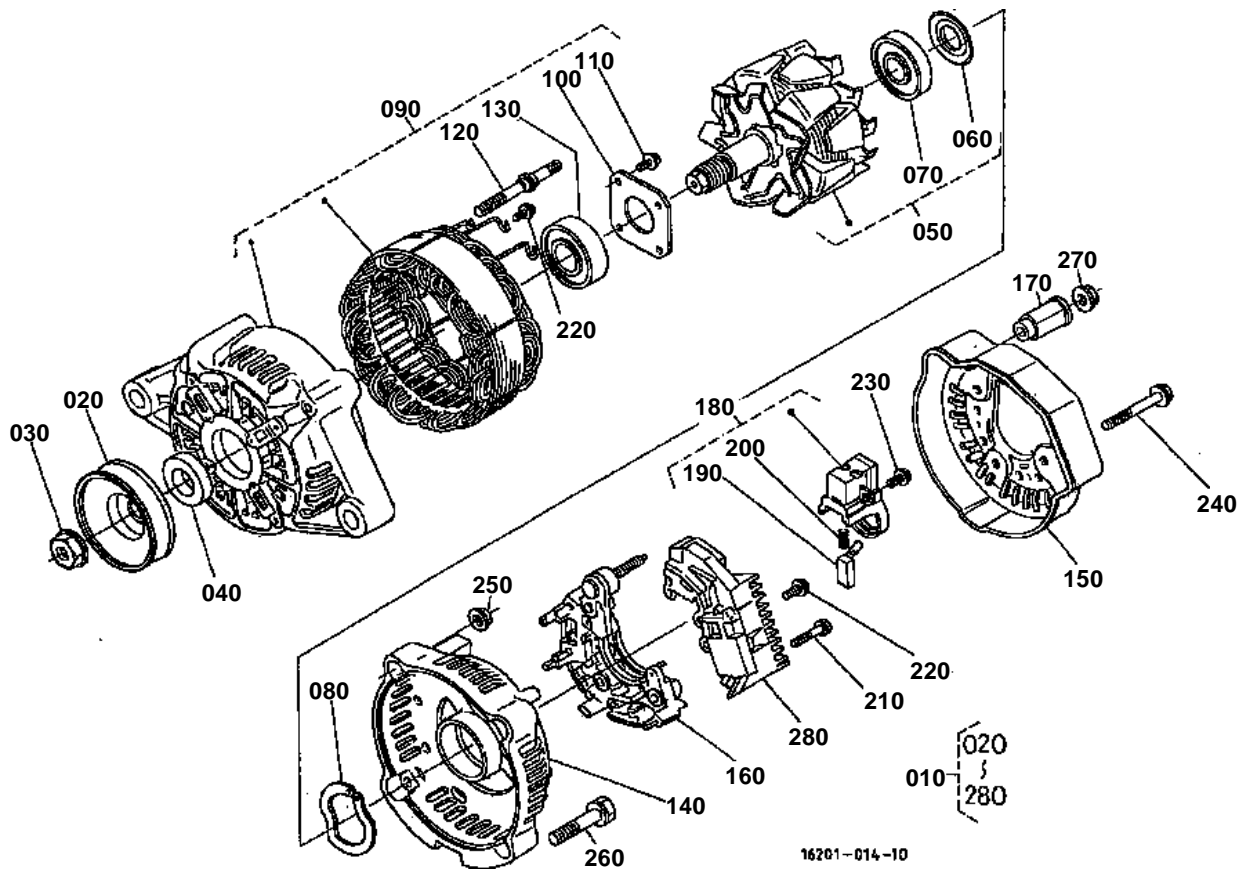


# ALTERNATOR KIT [OPTION]

↔ Interchangeable; ≠ not interchangeable; ← new for old; → old for new

REF.No	Part No.	Description	Q'ty	S.No.	I/C	REMARKS	Weight (kgf)	Weight (lb)
010	K2571-98620	KIT ALTERNATOR	1				0	0
020	16241-64012	ASSY ALTERNATOR	1				3	6.6
030	K2561-99810	WIRE HARNES ALT.	1				0.093	0.2046
040	68881-53540	COMP.RELAY	1				0.04	0.088
050	16241-64420	STAY DYNAMO	1			OUT OF USE	0.095	0.209
050	16826-64420	STAY ALTERNATOR	1				0.108	0.2376
060	K2571-99830	SUPPORT GAUGE GUIDE	1				0	0
070	01123-51085	BOLT	1			OUT OF USE	0.055	0.121
070	01123-50885	BOLT	1				0.033	0.0726
080	04013-60100	WASHER PLAIN	1			OUT OF USE	0.003	0.0066
080	04013-60080	WASHER PLAIN	1				0.002	0.0044
090	02771-60100	NUT FLANGE	1			OUT OF USE	0.01	0.022
090	02751-50080	NUT FLANGE	1				0.006	0.0132
100	6C040-95330	COLLAR ALTERNATOR	1			OUT OF USE	0.031	0.0682
100	19837-64374	COLLAR	1				0.06	0.132
110	K1122-61230	CLAMP CORD	1				0.001	0.0022
120	K2571-99820	MANUAL ALT.KIT	1				0	0

ALTERNATOR [COMPONENT PARTS] [OPTION]

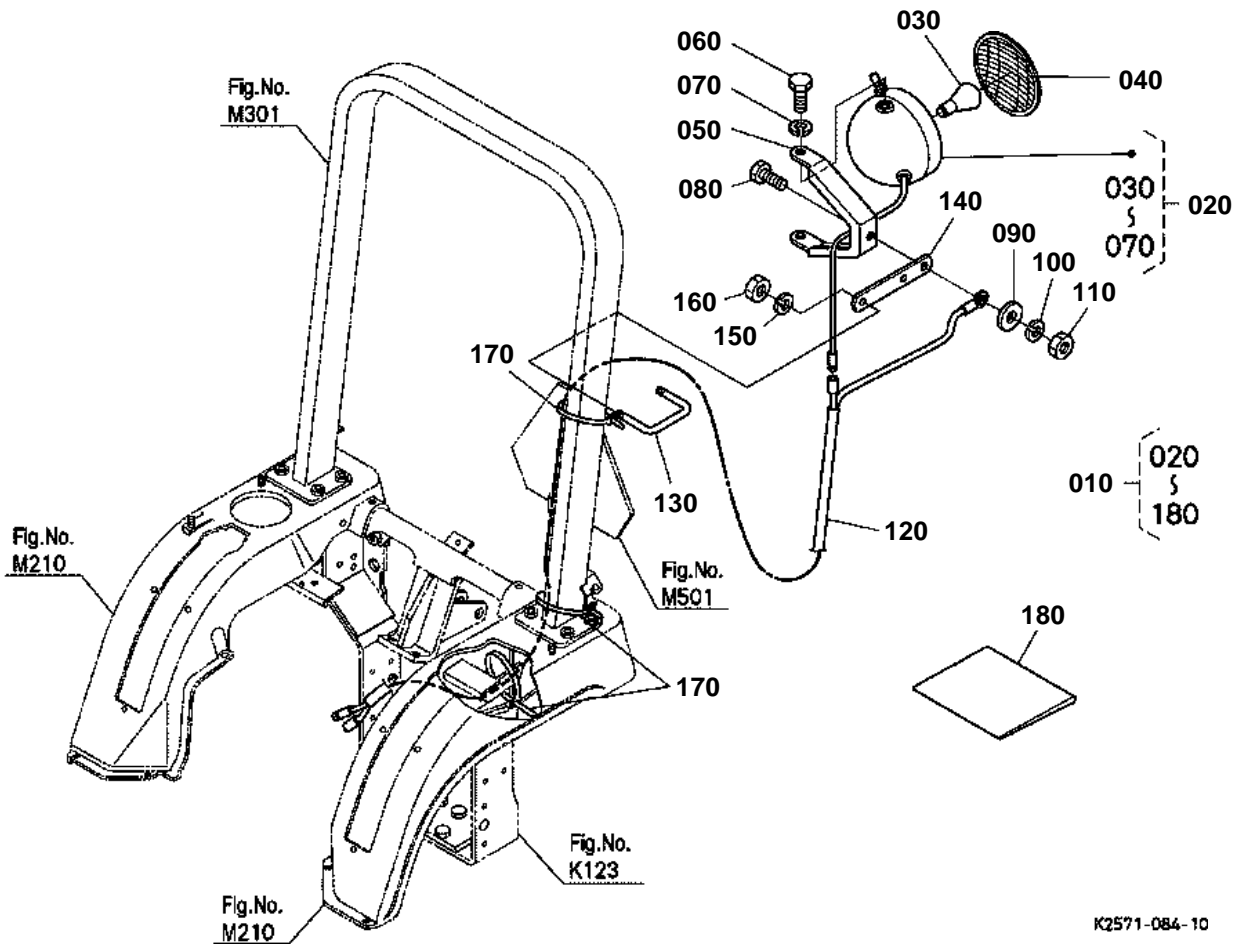


**ALTERNATOR [COMPONENT PARTS] [OPTION]**

↔ Interchangeable; ≠ not interchangeable; ← new for old; → old for new

REF.No	Part No.	Description	Q'ty	S.No.	I/C	REMARKS	Weight (kgf)	Weight (lb)
010	16241-64012	ASSY ALTERNATOR	1				3	6.6
020	15881-64110	PULLEY DYNAMO	1				0.16	0.352
030	15881-92010	NUT	1				0.02	0.044
040	15881-64150	COLLAR	1				0.004	0.0088
050	66436-64040	ROTOR	1				1.2	2.64
060	15881-64800	COVER BEARING	1				0.001	0.0022
070	16652-64770	BEARING BALL	1				0.045	0.099
080	15881-64810	WASHER THRUST	1				0.002	0.0044
090	66436-64020	FRAME DRIVE END	1				1.11	2.442
100	15881-64710	PLATE RETAINER	1				0.01	0.022
110	15881-93010	SCREW ROUND HEAD	4				0.003	0.0066
120	15881-64260	BOLT THROUGH	2				0.01	0.022
130	16652-64780	BEARING BALL	1				0.05	0.11
140	16231-64060	FRAME END	1				0.17	0.374
150	16231-64230	COVER END	1				0.035	0.077
160	16241-64850	ASSY RECTIFIER	1				0	0
170	16241-64900	BUSH INSULATION	1				0.007	0.0154
180	16652-64310	HOLDER BRUSH	1				0.025	0.055
190	15881-64090	BRUSH	2				0.002	0.0044
200	15881-64330	SPRING BRUSH	2				0.002	0.0044
210	15881-93020	SCREW ROUND HEAD	2				0.005	0.011
220	15881-93030	SCREW ROUND HEAD	6				0.003	0.0066
230	15881-93040	SCREW ROUND HEAD	1				0.003	0.0066
240	15881-91040	BOLT	3				0.005	0.011
250	15881-92020	NUT	2				0.02	0.044
260	15881-91050	BOLT	2				0.01	0.022
270	14182-92030	NUT	1				0.003	0.0066
280	1K531-64600	ASSY REGULATOR	1				0.08	0.176

WORKING LIGHT KIT [OPTION]



K2571-084-10



## WORKING LIGHT KIT [OPTION]

↔ Interchangeable; ≠ not interchangeable; ← new for old; → old for new

REF.No	Part No.	Description	Q'ty	S.No.	I/C	REMARKS	Weight (kgf)	Weight (lb)
010	K2561-96290	LIGHT WORKING KIT	1				1.93	4.246
020	35305-31402	ASSY LIGHT WORKING	1				0.805	1.771
030	68331-53360	BULB	1			35W	0.015	0.033
040	68331-53310	LENS	1				0.15	0.33
050	35305-31410	STAY LIGHT	1				0.24	0.528
060	01153-50820	BOLT	2				0.012	0.0264
070	04512-60080	WASHER SPRING	2				0.002	0.0044
080	01073-51025	BOLT	1				0.025	0.055
090	75599-32013	WASHER PLAIN	1				0.03	0.066
100	04512-60100	WASHER SPRING	1				0.002	0.0044
110	02018-50100	NUT	1				0.011	0.0242
120	K2561-96220	WIRE HARNES W.LIGHT	1				0.06	0.132
130	K2561-96240	ROD U THREAD	1				0.068	0.1496
140	K2561-96250	PLATE WORKING LIGHT	1				0.18	0.396
150	75599-33012	WASHER SPRING	2				0.002	0.0044
160	02054-50080	NUT	2				0.005	0.011
170	K2561-96260	TIE RELEASABLE	3				0.006	0.0132
180	K2561-96230	MANUAL LIGHT KIT	1				0	0