

Instructions for Parts Books

The heading at the top of the page will be the same for the picture of the parts at it is for the page with the part numbers.

Definition of column headings on part number pages:

REF.No → The number referring to the part on the picture page of the parts book.

Part No. → The number assigned to this part at the time of printing the parts book.

Description → Discription of part.

Q'ty → Quantity of part used on that page.

S.No. → Serial number range of the equipment that this part will fit.

>= Your serial number should be greater than or equal to the number shown.

<= Your serial number should be lesser than or equal to the serial number shown.

I/C → Interchangeability of part shown.

↔ The part shown will work for the older and later serial number.

The part shown is not interchangeable with the other serial number.

← new for old

→ old for new

Remarks → Notes about this particulart part. Sometimes this may say except [FR] or [CA]

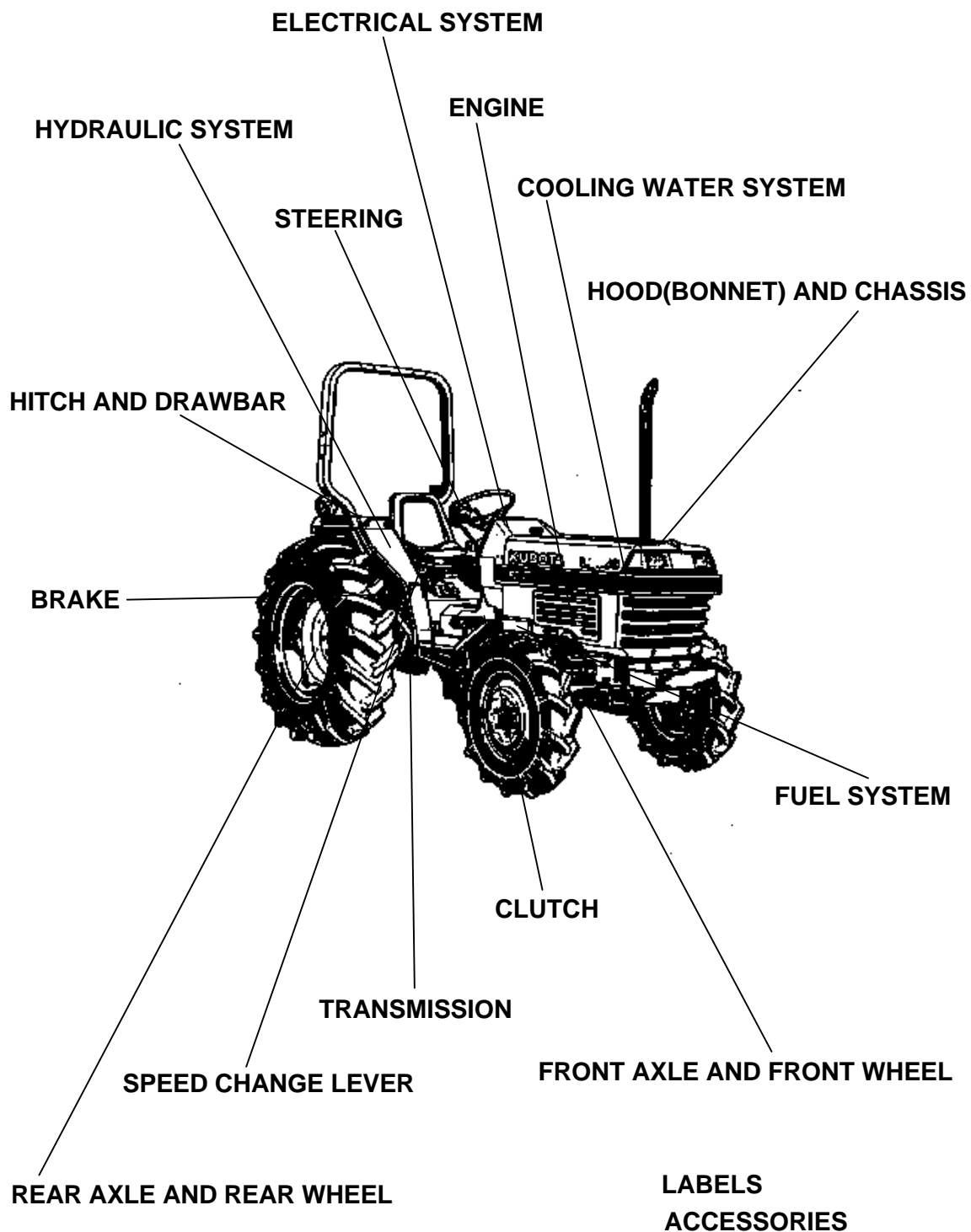
Note about Country Codes:

The parts books we use in the United States of America may also contain information about a part that would be different in another country. It is important that you are aware of the country codes in some instances.

Symbol	Country
A	United States of America
CA	Canada
FR	France
GR	Greece
PO	Portugal
AU	Australia

If the remarks column says for example EXCEPT [FR] this part works in all countries except France. That means it will work here in the USA.

ALL PRODUCT INDEX
L2650F

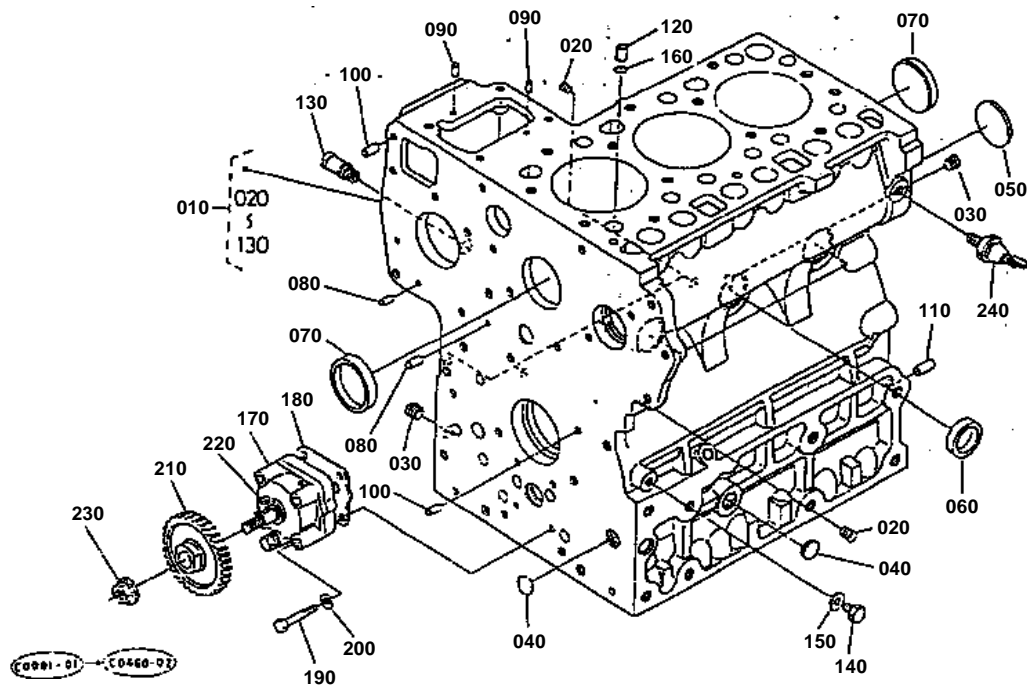


Item	Part No.	Description	Book
ENGINE	01T001	CRANKCASE	100K0027
	01T002	OIL PAN	100K0027
	01T003	PISTON AND CRANKSHAFT	100K0027
	01T004	MAIN BEARING CASE	100K0027
	01T00501	FLYWHEEL [WITH DUAL CLUTCH]	100K0027
	01T006	CYLINDER HEAD	100K0027
	01T007	VALVE AND ROCKER ARM	100K0027
	01T008	NOZZLE AND GLOW PLUG	100K0027
	01T009	CYLINDER HEAD COVER	100K0027
	01T010	INLET MANIFOLD	100K0027
	01T014	CAMSHAFT	100K0027
	01T015	GEAR CASE	100K0027
	01T016	WATER PUMP	100K0027
	01T017	WATER FLANGE AND THERMOSTAT	100K0027
	01T018	FUEL CAMSHAFT	100K0027
	01T019	INJECTION PUMP	100K0027
	01T020	INJECTION PUMP [COMPONENT PARTS]	100K0027
	01T021	ENGINE STOP LEVER	100K0027
	01T022	SPEED CONTROL PLATE	100K0027
	01T023	GOVERNOR	100K0027
	01T01101	AIR CLEANER	100K0027
	01T01102	DOUBLE AIR CLEANER [OPTION]	100K0027
	01T012	PRE-CLEANER [OPTION]	100K0027
	01T01301	EXHAUST MANIFOLD AND MUFFLER	100K0027
	01T01302	UNDER MUFFLER [OPTION]	100K0027
	01T024	STOP ROD	100K0027
	01T02501	ACCELERATOR LEVER	100K0027
	01T026	ACCELERATOR LINKAGE	100K0027
FUEL SYSTEM	01T027	FUEL TANK	100K0027
	01T028	FUEL FILTER	100K0027
COOLING WATER SYSTEM	01T029	FUEL FILTER [COMPONENT PARTS]	100K0027
	01T03002	FAN [NEW TYPE]	100K0027
	01T031	WATER PIPE	100K0027
ELECTRICAL SYSTEM	01T032	RADIATOR	100K0027
	01T033	RESERVE TANK	100K0027
	01T034	SHUTTER	100K0027
	01T03501	DYNAMO [A]	100K0027
	01T03601	DYNAMO [COMPONENT PARTS] [A]	100K0027
	01T037	STARTER	100K0027
	01T03802	STARTER [COMPONENT PARTS]	100K0027
	01T039	BATTERY	100K0027
	01T040	SWITCH	100K0027
	01T041	PANEL	100K0027
	01T042	LIGHT	100K0027
	01T04301	ELECTRICAL WIRING [A]	100K0027
CLUTCH	01T04401	CLUTCH [DUAL CLUTCH]	100K0027
	01T04501	CLUTCH LEVER [WITH DUAL CLUTCH]	100K0027
	01T04601	CLUTCH PEDAL [WITH DUAL CLUTCH]	100K0027
	01T04701	CLUTCH HOUSING [WITH DUAL CLUTCH]	100K0027
TRANSMISSION	01T048	TRANSMISSION CASE	100K0027
	01T04901	MAIN SHAFT [WITH DUAL CLUTCH]	100K0027
	01T05001	COUNTERSHAFT 1 [CONSTANT MESH]	100K0027
	01T05002	COUNTERSHAFT 1 [SYNCHRO MESH]	100K0027
	01T051	COUNTERSHAFT 2	100K0027
	01T052	PTO COUNTERSHAFT 1 [WITH DUAL CLUTCH]	100K0027

Item	Part No.	Description	Book
TRANSMISSION	01T053	PTO COUNTERSHAFT 2 [WITH DUAL CLUTCH]	100K0027
	01T05501	PTO SHAFT [WITH I.MID PTO] [A]	100K0027
SPEED CHANGE LEVER	01T05601	MID PTO	100K0027
	01T057	REVERSE SHAFT	100K0027
	01T05801	MAIN AND SHUTTLE GEAR SHIFT LEVER	100K0027
	01T05901	MAIN GEAR SHIFT LINKAGE SYSTEM	100K0027
	01T06001	MAIN GEAR SHIFT FORK [CONSTANT MESH]	100K0027
	01T06002	MAIN GEAR SHIFT FORK [SYNCHRO MESH]	100K0027
	01T061	SHUTTLE GEAR SHIFT FORK	100K0027
	01T062	HI-LO GEAR SHIFT FORK	100K0027
	01T063	CREEP SHIFT FORK [OPTION]	100K0027
	01T06401	MID PTO SHIFT LEVER	100K0027
REAR AXLE AND REAR WHEEL	01T06501	PTO GEAR SHIFT FORK [WITH DUAL CLUTCH]	100K0027
	01T066	PTO GEAR SHIFT LEVER	100K0027
	01T067	PTO LEVER GUIDE	100K0027
	01T06801	SPIRAL BEVEL PINION [A]	100K0027
	01T06901	REAR DIFFERENTIAL [A]	100K0027
	01T070	DIFFERENTIAL LOCK PEDAL	100K0027
	01T071	REAR AXLE	100K0027
	01T07201	REAR WHEEL (11.2-24 FSLFA)	100K0027
	01T07205	REAR WHEEL (13.6-16 PD)	100K0027
	01T07206	REAR WHEEL (355/80-D20PD)	100K0027
BRAKE	01T07207	REAR WHEEL (21.5L-16.1 R3) [A]	100K0027
	01T073	BRAKE	100K0027
FRONT AXLE AND FRONT WHEEL	01T074	BRAKE PEDAL	100K0027
	01T075	FRONT AXLE	100K0027
STEERING	01T076	KNUKLE SHAFT	100K0027
	01T07701	FRONT WHEEL (4.00-15 FSR)	100K0027
	01T07702	FRONT WHEEL (5.00-15 FSR)	100K0027
	01T07703	FRONT WHEEL (23X8.50-12 PD)	100K0027
	01T07704	FRONT WHEEL (23X8.50-12 NHS) [A]	100K0027
	01T07705	FRONT WHEEL (25X8.50-14 PD)	100K0027
	01T07706	FRONT WHEEL (25X8.50-14 NHS) [A]	100K0027
	01T07707	FRONT WHEEL (29X12.50-15 NHS)	100K0027
	01T078	FRONT AXLE FRAME	100K0027
	01T08901	STEERING LINKAGE	100K0027
HYDRAULIC SYSTEM	01T09101	STEERING (MS)	100K0027
	01T09102	STEERING (PS)	100K0027
	01T09201	STEERING (MS) [COMPONENT PARTS]	100K0027
	01T09202	STEERING (PS) [COMPONENT PARTS]	100K0027
	01T093	BEVEL GEAR CASE	100K0027
	01T09401	STEERING HANDLE	100K0027
	01T095	ORCHARD KIT [OPTION]	100K0027
	01T09601	HYDRAULIC PUMP (MS)	100K0027
	01T09602	HYDRAULIC PUMP (PS)	100K0027
	01T09701	HYDRAULIC PUMP (MS) [COMPONENT PARTS]	100K0027
	01T09702	HYDRAULIC PUMP (PS) [COMPONENT PARTS]	100K0027
	01T09801	HYDRAULIC OIL FILTER	100K0027
	01T09901	HYDRAULIC OIL LINE [WITH DUAL CLUTCH]	100K0027
	01T10101	HYDRAULIC OIL LINE (PS)	100K0027
	01T103	HYDRAULIC BLOCK	100K0027
	01T104	CONTROL VALVE	100K0027

Item	Part No.	Description	Book
HYDRAULIC SYSTEM	01T105	CONTROL VALVE [COMPONENT PARTS]	100K0027
	01T106	DRAFT CONTROL VALVE [OPTION]	100K0027
	01T10702	DRAFT CONTROL VALVE [COMPONENT PARTS]	100K0027
	01T108	HYDRAULIC CYLINDER	100K0027
	01T109	LIFT ARM	100K0027
	01T110	POSITION LEVER	100K0027
	01T111	FEED BACK LEVER	100K0027
	01T112	AUX.CONTROL VALVE 1 [OPTION]	100K0027
	01T113	AUX.CONTROL VALVE 2 [OPTION]	100K0027
	01T114	AUX.CONTROL VALVE [COMPONENT PARTS]	100K0027
	01T115	3-POINT LINKEGE 1	100K0027
	01T116	3-POINT LINKEGE 2	100K0027
	01T117	TOP LINKAGE BRACKET [OPTION]	100K0027
HITCH AND DRAWBAR	01T11801	DRAWBAR	100K0027
	01T11802	CLEVIS-DRAWBAR [OPTION]	100K0027
	01T11803	SWINGING DRAWBAR [OPTION]	100K0027
HOOD(BONNET) AND CHASSIS	01T119	FRONT GRILLE	100K0027
	01T120	FRONT GRILLE SUPPORT	100K0027
	01T121	HOOD (BONNET)	100K0027
	01T122	SIDE COVER	100K0027
	01T123	REAR HOOD (REAR BONNET)	100K0027
	01T124	MAIN AND PTO CHANGE COVER	100K0027
	01T125	FENDER	100K0027
	01T126	FLOOR SEAT	100K0027
	01T127	SEAT	100K0027
	01T12801	FOOT COVER [W/O WET CLUTCH]	100K0027
	01T129	STEP	100K0027
LABELS	01T130	ROPS	100K0027
	01T131	LABEL 1	100K0027
ACCESSORIES	01T132	LABEL 2	100K0027
	01T133	ACCESSORIES AND SERVICE PARTS	100K0027

CRANKCASE



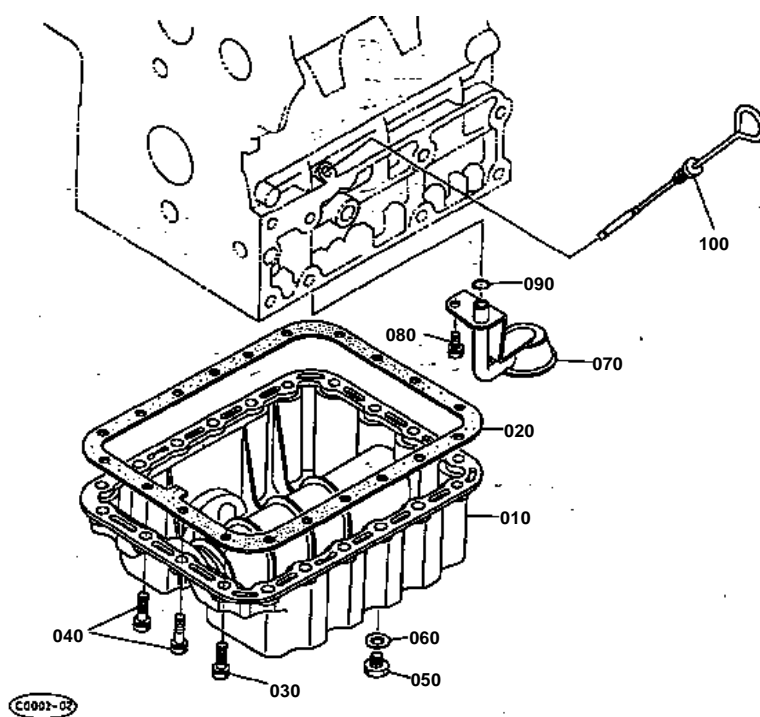


CRANKCASE

↔ Interchangeable; ≠ not interchangeable; ← new for old; → old for new

REF.No	Part No.	Description	Q'ty	S.No.	I/C	REMARKS	Weight (kgf)	Weight (lb)
010	17321-01010	COMP.CRANKCASE	1				49.5	108.9
020	15521-96020	PLUG	5				0.003	0.0066
030	15521-96030	PLUG	2				0.007	0.0154
040	06311-75018	PLUG	3				0.004	0.0088
050	06311-75045	PLUG	1				0.026	0.0572
060	15221-03380	CAP,SEALING	5				0.017	0.0374
070	15221-03390	CAP,SEALING	2				0.03	0.066
080	05012-00408	PIN,STRAIGHT	2				0.001	0.0022
090	05012-00609	PIN,STRAIGHT	2				0.003	0.0066
100	05012-00612	PIN,STRAIGHT	2				0.003	0.0066
110	05012-01018	PIN,STRAIGHT	1				0.012	0.0264
120	15221-33650	PIN,PIPE	1				0.004	0.0088
130	15321-73340	PIPE,WATER RETURN	1				0.016	0.0352
140	15221-33610	PLUG	1				0.009	0.0198
150	15021-33660	GASKET	1				0.001	0.0022
160	15221-33700	O RING	1				0.001	0.0022
170	17331-35010	ASSY PUMP,OIL	1				0	0
180	15221-35150	GASKET,OIL PUMP	1				0	0
190	01053-50648	BOLT	4				0.01	0.022
200	04512-50060	WASHER,SPRING	4				0	0
210	19202-35660	GEAR,OIL PUMP DRIVE	1				0.23	0.506
220	05712-00410	KEY,FEATHER	1				0.001	0.0022
230	15221-35682	NUT,FLANGE	1				0.014	0.0308
240	15531-39010	SWITCH,OIL	1				0.032	0.0704

OIL PAN



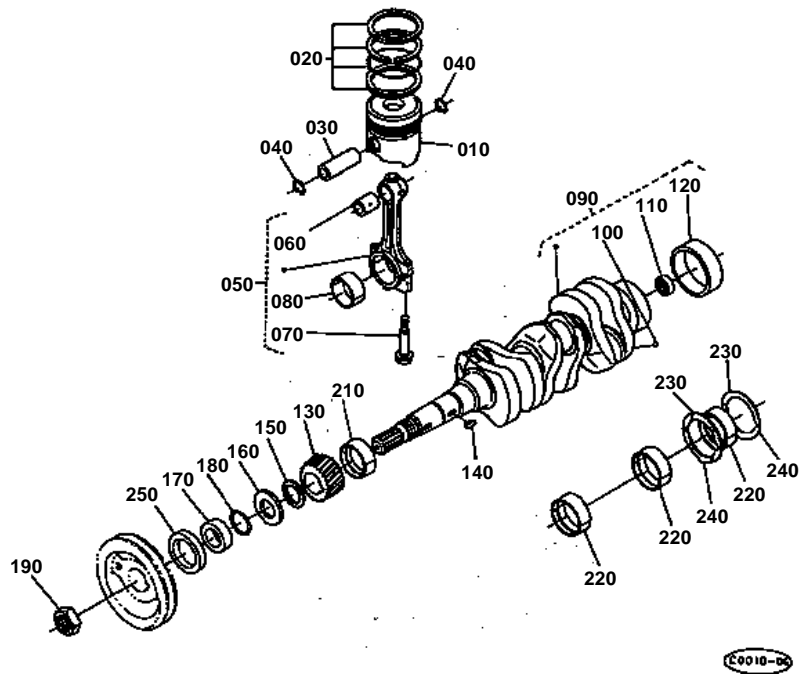


OIL PAN

↔ Interchangeable; ≠ not interchangeable; ← new for old; → old for new

REF.No	Part No.	Description	Q'ty	S.No.	I/C	REMARKS	Weight (kgf)	Weight (lb)
010	15521-01610	OIL PAN	1				2.8	6.16
020	15301-01620	GASKET,OIL PAN	1				0	0
030	01133-51028	BOLT	18				0.027	0.0594
040	01133-51025	BOLT	2				0.023	0.0506
050	15261-33750	PLUG	2				0.034	0.0748
060	15109-33660	GASKET	2				0.001	0.0022
070	15521-32110	FILTER,OIL	1				0.185	0.407
080	01123-50814	BOLT	1				0	0
090	04811-00140	O RING	1				0.001	0.0022
100	17325-36410	GAUGE,OIL	1				0.03	0.066

PISTON AND CRANKSHAFT



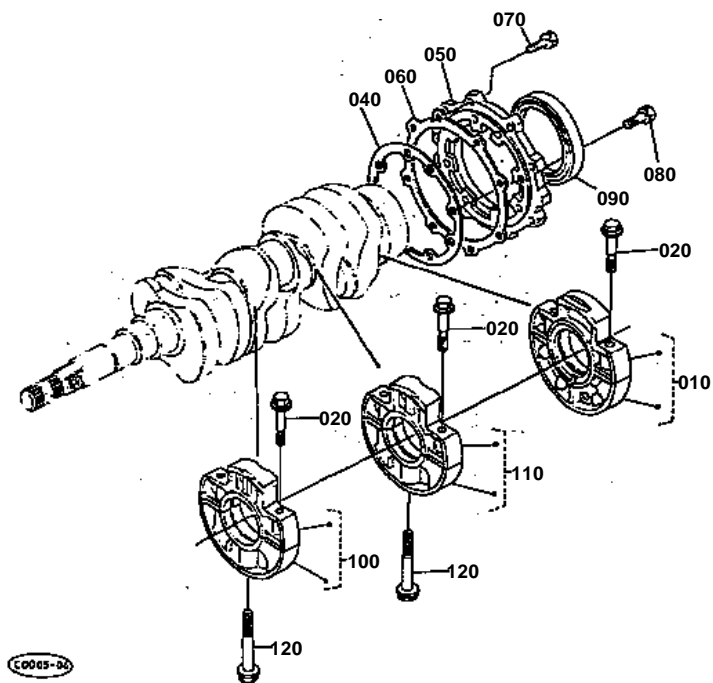


PISTON AND CRANKSHAFT

↔ Interchangeable; ≠ not interchangeable; ← new for old; → old for new

REF.No	Part No.	Description	Q'ty	S.No.	I/C	REMARKS	Weight (kgf)	Weight (lb)
010	19821-21110	PISTON	3			STD	0.565	1.243
010	19821-21910	PISTON	3			+0.50MM	0.55	1.21
020	15521-21050	ASSY PISTON RING	3			STD	0.06	0.132
020	15521-21092	ASSY PISTON RING	3			+0.50MM	0.055	0.121
030	14901-21310	PIN,PISTON	3				0.17	0.374
040	14109-21330	CLIP,PISTON PIN	6				0.015	0.033
050	17311-22010	ASSY CONNECTING ROD	3				0.885	1.947
060	17331-21980	BUSH,PISTON PIN	3				0.025	0.055
070	15521-22142	BOLT,CONNECTING ROD	6				0.026	0.0572
080	17311-22310	METAL,CRANKPIN	3			STD	0.045	0.099
080	17331-22970	METAL,CRANKPIN	3			-0.20MM	0.05	0.11
080	17331-22980	METAL,CRANKPIN	3			-0.40MM	0.045	0.099
090	17325-23010	COMP.CRANKSHAFT	1				14	30.8
100	07715-00401	BALL	3				0.001	0.0022
110	08121-06002	BEARING,BALL	1				0.03	0.066
120	19202-23280	SLEEVE,CRANKSHAFT	1				0.09	0.198
130	15521-24110	GEAR,CRANKSHAFT	1				0.34	0.748
140	05712-00720	KEY,FEATHER	1				0.008	0.0176
150	15221-24130	COLLAR	1				0.015	0.033
160	15471-23312	SLINGER,OIL	1				0.008	0.0176
170	19202-23250	COLLAR,CRANKSHAFT	1				0.065	0.143
180	04811-10300	O RING	1				0.001	0.0022
190	15221-23360	NUT,CRANKSHAFT	1				0.11	0.242
200	99999-99999	BLANK	0				0	0
210	17311-23470	METAL,CRANKSHAFT	1			STD	0	0
210	17331-23910	METAL,CRANKSHAFT	1			-0.20MM	0	0
210	17331-23920	METAL,CRANKSHAFT	1			-0.40MM	0	0
220	17311-23480	METAL,CRANKSHAFT	3			STD	0.045	0.099
220	17331-23930	METAL,CRANKSHAFT	3			-0.20MM	0	0
220	17331-23940	METAL,CRANKSHAFT	3			-0.40MM	0	0
230	15521-23530	METAL,SIDE	2			STD	0.01	0.022
230	15221-23950	METAL,SIDE	2			+0.20MM	0	0
230	15221-23960	METAL,SIDE	2			+0.40MM	0.009	0.0198
240	19202-23540	METAL,SIDE	2			STD	0.01	0.022
240	19202-23970	METAL,SIDE	2			+0.20MM	0.01	0.022
240	19202-23980	METAL,SIDE	2			+0.40MM	0.01	0.022
250	09550-00001	SEAL,OIL	1				0.015	0.033

MAIN BEARING CASE



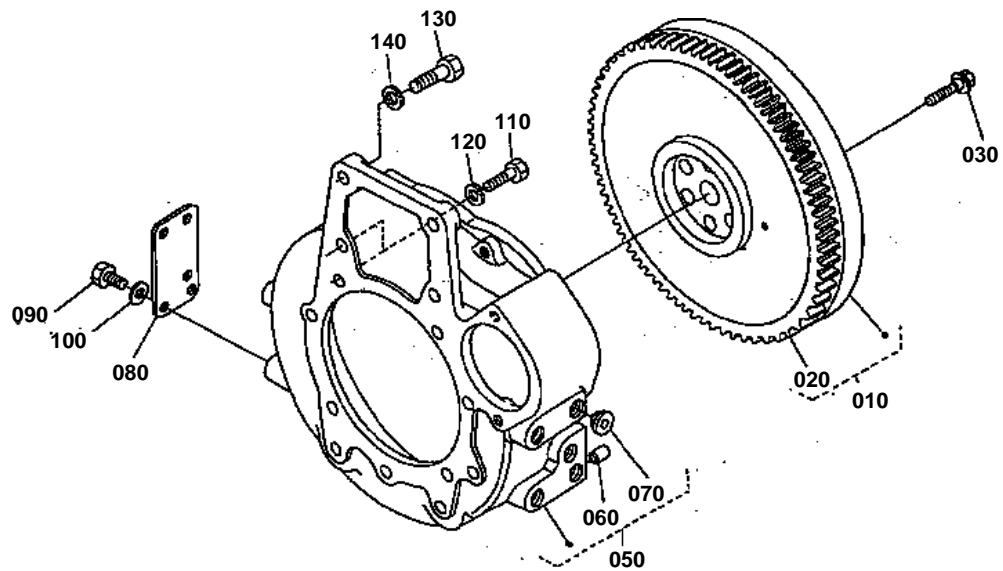


MAIN BEARING CASE

↔ Interchangeable; ≠ not interchangeable; ← new for old; → old for new

REF.No	Part No.	Description	Q'ty	S.No.	I/C	REMARKS	Weight (kgf)	Weight (lb)
010	19202-04040	ASSY CASE,MAIN BRG.	1				1.28	2.816
020	15601-04540	BOLT,BEARING CASE	6				0.034	0.0748
030	99999-99999	BLANK	0				0	0
040	15221-04360	GASKET	1				0	0
050	19202-04810	COVER,BEARING CASE	1				0.36	0.792
060	15201-04820	GASKET,BRG.CASE COV.	1				0	0
070	01123-50825	BOLT	8				0.013	0.0286
080	01123-50828	BOLT	8				0.014	0.0308
090	19202-04460	SEAL,OIL	1				0.055	0.121
100	17331-04050	ASSY CASE,BEARING	1				0	0
110	17331-04060	ASSY CASE,BEARING	1				0	0
120	15601-04560	BOLT,BEARING CASE	2				0.06	0.132

FLYWHEEL [WITH DUAL CLUTCH]



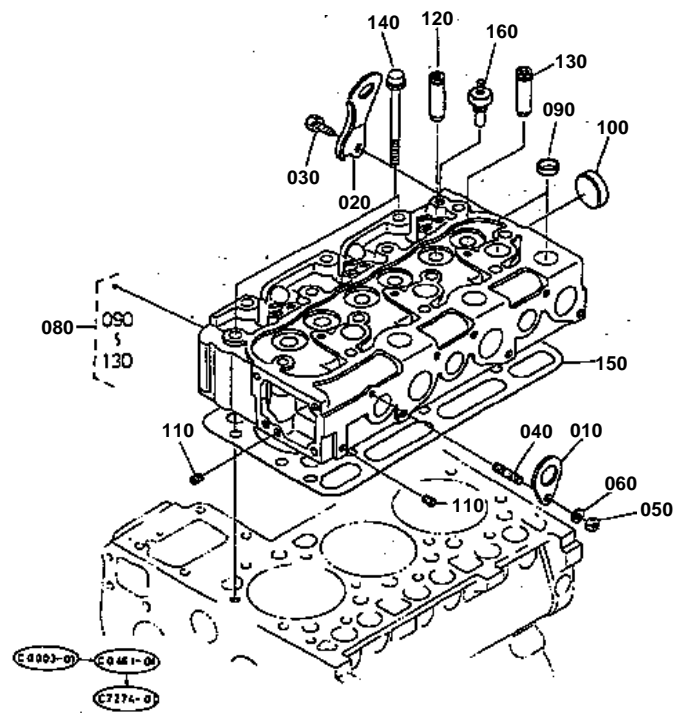
CG 865-02

**FLYWHEEL [WITH DUAL CLUTCH]**

↔ Interchangeable; ≠ not interchangeable; ← new for old; → old for new

REF.No	Part No.	Description	Q'ty	S.No.	I/C	REMARKS	Weight (kgf)	Weight (lb)
010	17332-25013	COMP.FLYWHEEL	1				14.43	31.746
020	15221-63820	GEAR,RING	1				1.2	2.64
030	15471-25162	BOLT,FLYWHEEL	6				0.05	0.11
040	99999-99999	BLANK	0				0	0
050	17356-04600	COMP.HOUSING,F-W.	1				15.8	34.76
060	05012-01018	PIN,STRAIGHT	2				0.012	0.0264
070	31220-14290	PLUG	5				0.002	0.0044
080	15577-14290	COVER	1				0.23	0.506
090	01173-51420	BOLT	4				0.041	0.0902
100	04011-50140	WASHER,PLAIN	4				0.007	0.0154
110	01073-51030	BOLT	11				0.028	0.0616
120	04512-50100	WASHER,SPRING	11				0	0
130	01073-51240	BOLT	2				0.049	0.1078
140	04512-50120	WASHER,SPRING	2				0	0

CYLINDER HEAD



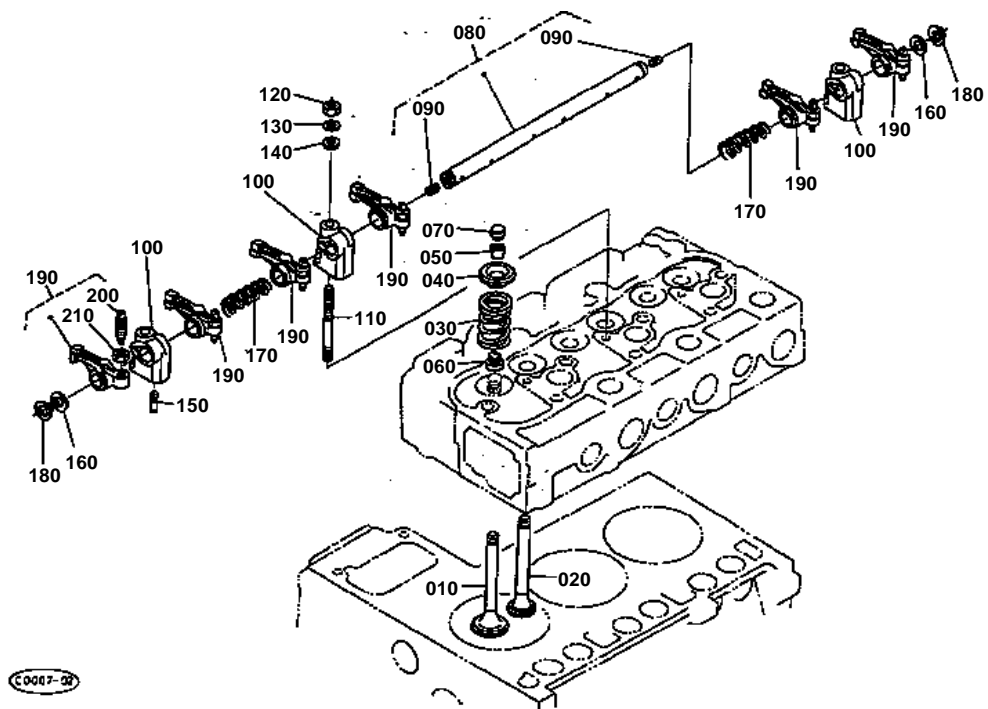


CYLINDER HEAD

↔ Interchangeable; ≠ not interchangeable; ← new for old; → old for new

REF.No	Part No.	Description	Q'ty	S.No.	I/C	REMARKS	Weight (kgf)	Weight (lb)
010	15221-01750	HOOK,ENGINE	1				0.04	0.088
020	17331-01750	HOOK,ENGINE	1				0.09	0.198
030	01123-50816	BOLT	1				0.011	0.0242
040	15471-91530	STUD	1				0.01	0.022
050	02156-50080	NUT	1				0.004	0.0088
060	04512-50080	WASHER,SPRING	1				0.001	0.0022
070	99999-99999	BLANK	0				0	0
080	17331-03045	COMP.CYLINDER HEAD	1				16.1	35.42
090	15221-03370	CAP,SEALING	9				0.01	0.022
100	15221-03490	CAP,SEALING	1				0.02	0.044
110	15261-96010	PLUG	2				0.002	0.0044
120	17321-13580	GUIDE,INLET VALVE	3				0.015	0.033
130	17321-13560	GUIDE,EXHAUST VALVE	3				0.02	0.044
140	19202-03450	BOLT,CYLINDER HEAD	14				0.065	0.143
150	17321-03310	GASKET,CYLINDER HEAD	1				0	0
160	31351-32830	THERMO UNIT	1				0.02	0.044

VALVE AND ROCKER ARM



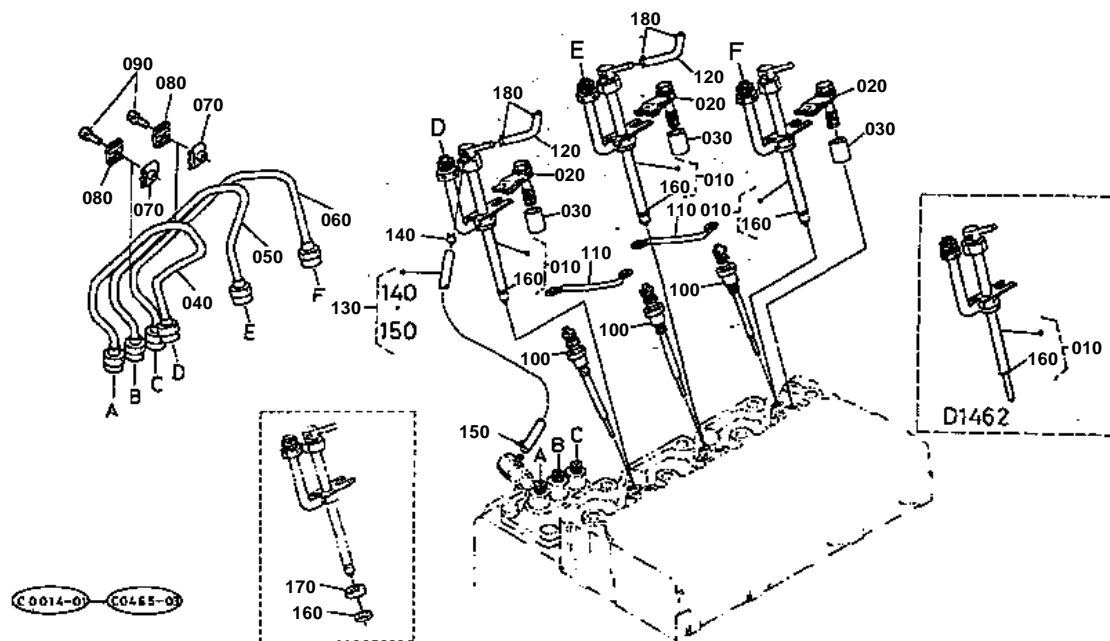


VALVE AND ROCKER ARM

↔ Interchangeable; ≠ not interchangeable; ← new for old; → old for new

REF.No	Part No.	Description	Q'ty	S.No.	I/C	REMARKS	Weight (kgf)	Weight (lb)
010	17331-13110	VALVE,INLET	3				0.065	0.143
020	17331-13120	VALVE,EXHAUST	3				0.061	0.1342
030	15221-13240	SPRING,VALVE	6				0.036	0.0792
040	15221-13330	RETAINER,VALVE SP.	6				0.03	0.066
050	15221-13360	COLLET,VALVE SPRING	6			SET	0	0
060	15221-13150	SEAL,VALVE STEM	6				0.001	0.0022
070	15221-13280	CAP,VALVE	6				0.006	0.0132
080	15321-14050	ASSY SHAFT,R-ARM	1				0.25	0.55
090	03410-00808	SCREW,SET	2				0.002	0.0044
100	15221-14350	BRACKET,ROCKER ARM	3				0.044	0.0968
110	15521-91500	STUD	3				0.035	0.077
120	02156-50080	NUT	3				0.004	0.0088
130	04512-50080	WASHER,SPRING	3				0.001	0.0022
140	04012-50080	WASHER,PLAIN	3				0.001	0.0022
150	15221-14420	SCREW,SET	1				0.003	0.0066
160	15221-14430	WASHER	2				0.002	0.0044
170	15221-14310	SPRING,ROCKER ARM	2				0.005	0.011
180	04612-00140	CIR-CLIP,EXTERNAL	2				0.001	0.0022
190	15621-14030	ASSY ROCKER ARM	6				0.1	0.22
200	15521-14230	SCREW,ADJUSTING	6				0.009	0.0198
210	15021-14240	NUT	6				0.003	0.0066

NOZZLE AND GLOW PLUG



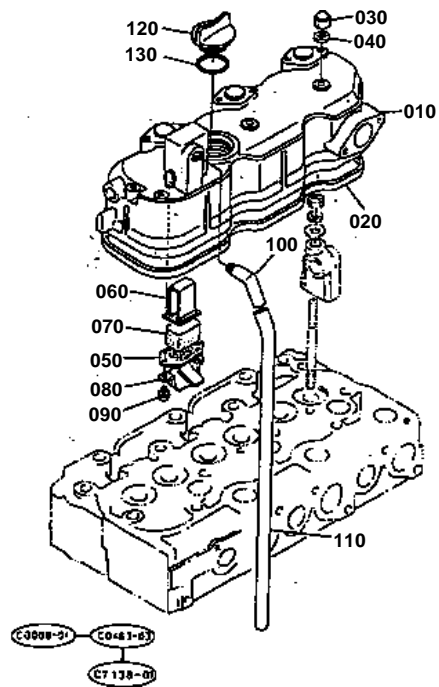


NOZZLE AND GLOW PLUG

↔ Interchangeable; ≠ not interchangeable; ← new for old; → old for new

REF.No	Part No.	Description	Q'ty	S.No.	I/C	REMARKS	Weight (kgf)	Weight (lb)
010	17391-53000	ASSY NOZZLE	3				0.16	0.352
020	17371-53450	CLAMP,NOZZLE	3				0.035	0.077
030	17371-53460	SPACER,NOZZLE	3				0.015	0.033
040	17331-53710	PIPE,INJECTION	1				0.14	0.308
050	17331-53720	PIPE,INJECTION	1				0.14	0.308
060	17331-53730	PIPE,INJECTION	1				0.13	0.286
070	15841-53850	CLAMP,PIPE	2				0.01	0.022
080	15841-53860	CLAMP,PIPE	2				0.009	0.0198
090	03024-50520	SCREW,WITH WASHER	2				0.004	0.0088
100	17331-65510	PLUG,GLOW	3				0.05	0.11
110	17331-65560	CORD,GLOW PLUG	2				0.005	0.011
120	09661-40095	TUBE,FUEL	2				0.01	0.022
130	17331-42500	ASSY PIPE,OVER FLOW	1				0.02	0.044
140	10244-42320	CLIP,PIPE	1				0.001	0.0022
150	14971-42750	CLIP,PIPE	1				0.001	0.0022
160	17331-53180	SEAL,CARBON STOP	3				0.001	0.0022
170	17331-99220	SEAL,COMPRESSION	3				0.005	0.011
180	10244-42320	CLIP,PIPE	4				0.001	0.0022

CYLINDER HEAD COVER



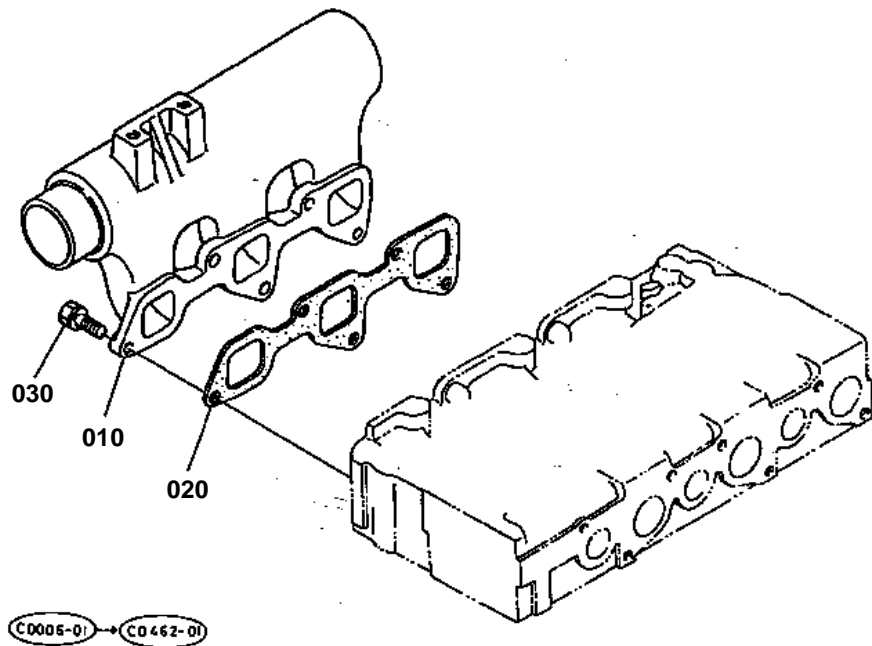


CYLINDER HEAD COVER

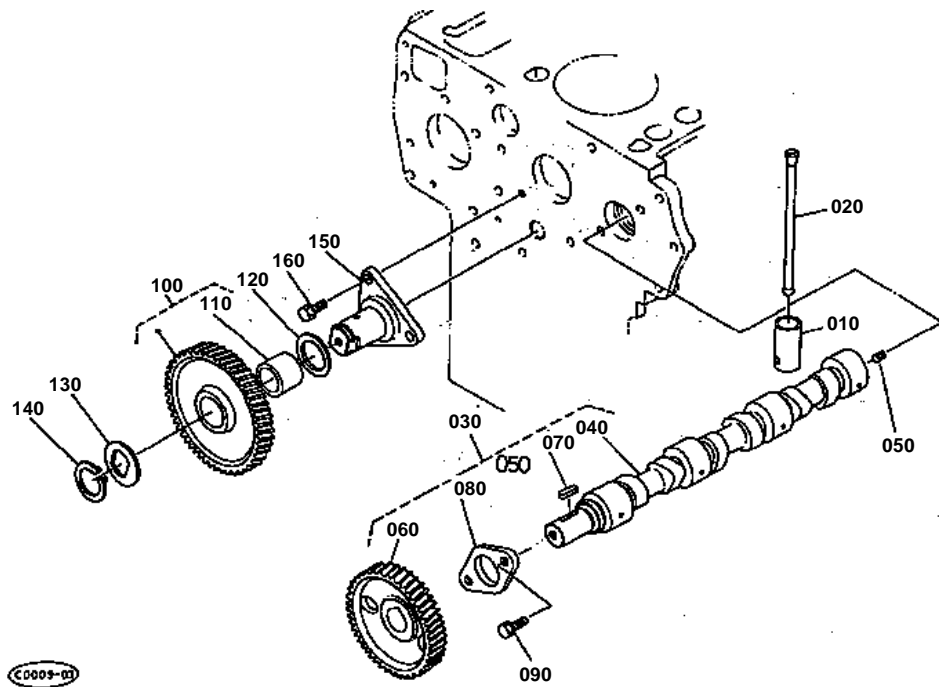
↔ Interchangeable; ≠ not interchangeable; ← new for old; → old for new

REF.No	Part No.	Description	Q'ty	S.No.	I/C	REMARKS	Weight (kgf)	Weight (lb)
010	15596-14510	COVER,CYL.HEAD	1				1.27	2.794
020	15521-14520	GASKET,HEAD COVER	1				0.035	0.077
030	15451-92330	NUT,CAP	3				0.015	0.033
040	15021-33660	GASKET	3				0.001	0.0022
050	15521-05140	PLATE,ELEMENT	1				0.005	0.011
060	15521-05150	PLATE,ELEMENT	1				0.01	0.022
070	15521-05670	ELEMENT,BREATHER	1				0.01	0.022
080	15521-05370	OIL SHIELD,BREATHER	1				0.005	0.011
090	15521-93310	SCREW,WITH WASHER	2				0.004	0.0088
100	17365-05550	JOINT,BREATHER PIPE	1				0.065	0.143
110	17331-05510	PIPE,BREATHER	1				0.065	0.143
120	15221-33140	PLUG,OIL FILLER	1				0.038	0.0836
130	04811-50300	O RING	1				0.001	0.0022

INLET MANIFOLD



CAMSHAFT



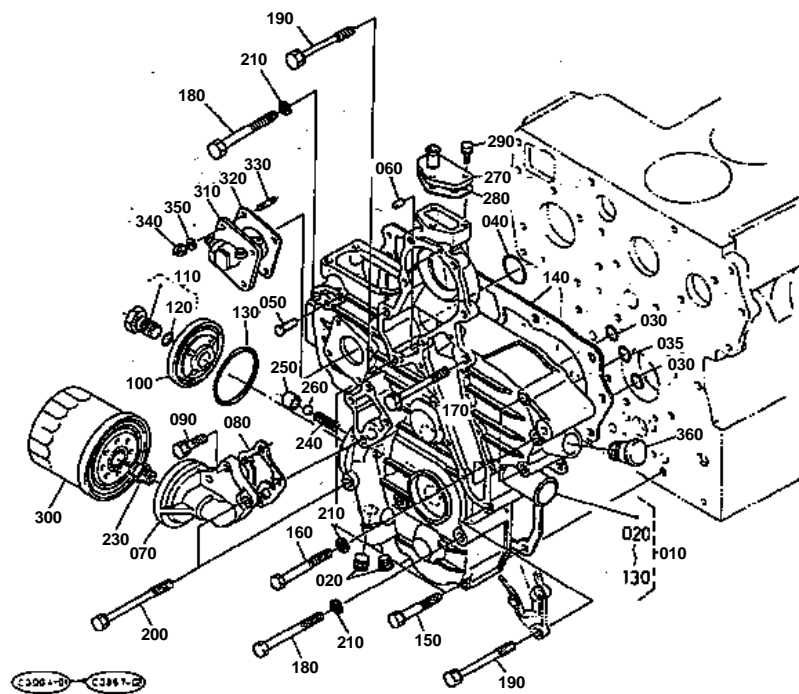


CAMSHAFT

↔ Interchangeable; ≠ not interchangeable; ← new for old; → old for new

REF.No	Part No.	Description	Q'ty	S.No.	I/C	REMARKS	Weight (kgf)	Weight (lb)
010	15221-15550	TAPPET	6				0	0
020	15221-15110	PUSH ROD	6				0.05	0.11
030	17331-16010	ASSY CAMSHAFT	1				3.42	7.524
040	17331-16150	CAMSHAFT	1				1.795	3.949
050	15521-93610	SCREW,SET	1				0.002	0.0044
060	15521-16510	GEAR,CAMSHAFT	1				0.85	1.87
070	05712-00720	KEY,FEATHER	1				0.008	0.0176
080	15221-16270	STOPPER,CAMSHAFT	1				0.073	0.1606
090	01123-50818	BOLT	2				0.012	0.0264
100	17331-24010	COMP.GEAR,IDLE	1				1.11	2.442
110	17331-24980	BUSH,IDLE GEAR	1				0.06	0.132
120	17331-24360	COLLAR	1				0.02	0.044
130	17331-24370	COLLAR	1				0.02	0.044
140	15451-95390	CIR-CLIP,EXTERNAL	1				0.007	0.0154
150	17331-24250	SHAFT,IDLE GEAR	1				0.575	1.265
160	01123-50818	BOLT	3				0.012	0.0264

GEAR CASE



030 04811-00150



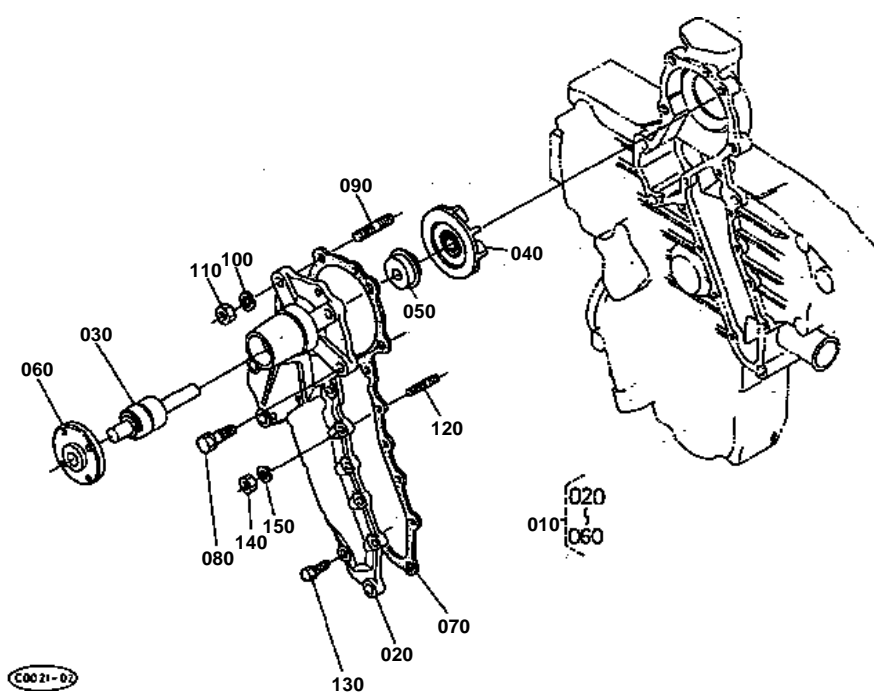


GEAR CASE

↔ Interchangeable; ≠ not interchangeable; ← new for old; → old for new

REF.No	Part No.	Description	Q'ty	S.No.	I/C	REMARKS	Weight (kgf)	Weight (lb)
010	16705-04022	COMP.CASE,GEAR	1				2.5	5.5
020	17331-96040	PLUG	2				0.005	0.011
030	04811-00150	O RING	2				0.001	0.0022
035	04811-00200	O RING	1				0.001	0.0022
040	04811-00360	O RING	1				0.002	0.0044
050	15221-56280	PIN,START SPRING	1				0.006	0.0132
060	05012-00612	PIN,STRAIGHT	2				0.003	0.0066
070	17331-32610	SUPPORT,OIL FILTER	1				0.275	0.605
080	17331-32620	GASKET	1				0	0
090	01123-50825	BOLT	3				0.013	0.0286
100	17331-32880	COVER	1				0.075	0.165
110	17331-32910	COMP BOLT	1				0.07	0.154
120	04811-00150	O RING	1				0.001	0.0022
130	19202-96830	O RING	1				0.01	0.022
140	17391-04130	GASKET,GEAR CASE	1				0	0
150	01123-50860	BOLT	3				0.026	0.0572
160	01153-50870	BOLT	3				0.026	0.0572
170	17367-91010	BOLT	1				0.005	0.011
180	01153-50880	BOLT	3				0.03	0.066
190	17367-91020	BOLT	3				0.035	0.077
200	17367-91030	BOLT	2				0.02	0.044
210	04512-50080	WASHER,SPRING	6				0.001	0.0022
220	99999-99999	BLANK	0				0	0
230	15521-32290	JOINT,PIPE	1				0.05	0.11
240	15241-36950	SPRING	1				0.004	0.0088
250	15521-36930	SEAT,VALVE	1				0.015	0.033
260	07715-03213	BALL	1				0.004	0.0088
270	15521-73320	FLANGE,WATER RETURN	1				0.04	0.088
280	15521-73330	GASKET	1				0	0
290	01023-50620	BOLT	3				0.006	0.0132
300	17321-32430	CARTRIDGE,OIL FILTER	1				0.45	0.99
310	38240-34660	CASE,H/METER DRIVE	1				0.335	0.737
320	15221-88130	GASKET,H/METER UNIT	1				0	0
330	15221-88210	STUD	4				0.005	0.011
340	02056-50060	NUT	4				0.002	0.0044
350	04512-50060	WASHER,SPRING	4				0	0
360	15571-33140	PLUG,OIL FILLER	1				0.03	0.066

WATER PUMP



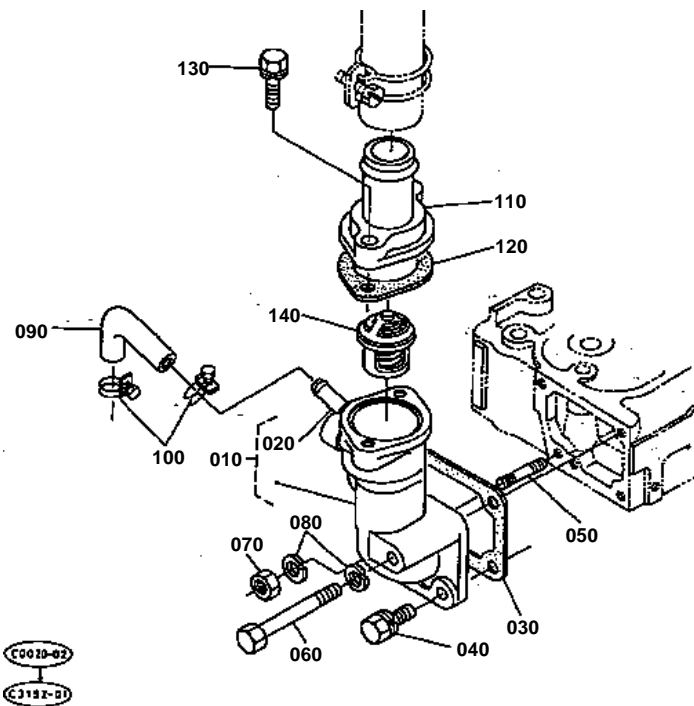


WATER PUMP

↔ Interchangeable; ≠ not interchangeable; ← new for old; → old for new

REF.No	Part No.	Description	Q'ty	S.No.	I/C	REMARKS	Weight (kgf)	Weight (lb)
010	16412-73030	ASSY PUMP,WATER	1				1.21	2.662
020	17331-73410	BODY,WATER PUMP	1				0.51	1.122
030	15521-73550	BEARING,BALL	1				0.235	0.517
040	15521-73510	IMPELLER,WATER PUMP	1				0.22	0.484
050	19202-73050	ASSY SEAL,MECHANICAL	1				0.02	0.044
060	15521-73520	FLANGE,WATER PUMP	1				0.25	0.55
070	17331-73430	GASKET,WATER PUMP	1				0	0
080	01123-50828	BOLT	3				0.014	0.0308
090	15521-91510	STUD	1				0.012	0.0264
100	04512-50080	WASHER,SPRING	1				0.001	0.0022
110	02156-50080	NUT	1				0.004	0.0088
120	15221-88210	STUD	1				0.005	0.011
130	01023-50618	BOLT	8				0.006	0.0132
140	02056-50060	NUT	1				0.002	0.0044
150	04512-50060	WASHER,SPRING	1				0	0

WATER FLANGE AND THERMOSTAT



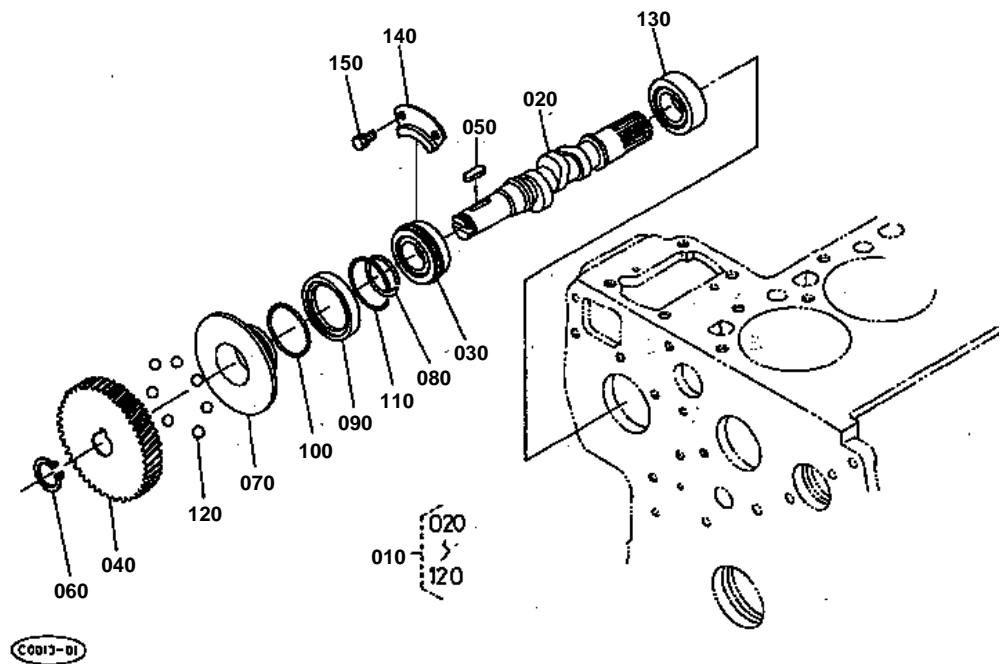


WATER FLANGE AND THERMOSTAT

↔ Interchangeable; ≠ not interchangeable; ← new for old; → old for new

REF.No	Part No.	Description	Q'ty	S.No.	I/C	REMARKS	Weight (kgf)	Weight (lb)
010	17331-72702	COMP.FLANGE,WATER	1				0	0
020	17331-73340	PIPE,WATER RETURN	1				0	0
030	15521-72920	GASKET,WATER FLANGE	1				0	0
040	01123-50822	BOLT	2				0.012	0.0264
050	15221-91530	STUD	1				0.011	0.0242
060	01153-50870	BOLT	1				0.026	0.0572
070	02156-50080	NUT	1				0.004	0.0088
080	04512-50080	WASHER,SPRING	2				0.001	0.0022
090	15521-73340	PIPE,WATER RETURN	1				0.025	0.055
100	15109-73360	BAND,PIPE	2				0.01	0.022
110	15321-73260	COVER,THERMOSTAT	1				0.107	0.2354
120	15321-73270	GASKET	1				0	0
130	01123-50835	BOLT	2				0.02	0.044
140	15321-73010	ASSY THERMOSTAT	1				0.068	0.1496

FUEL CAMSHAFT



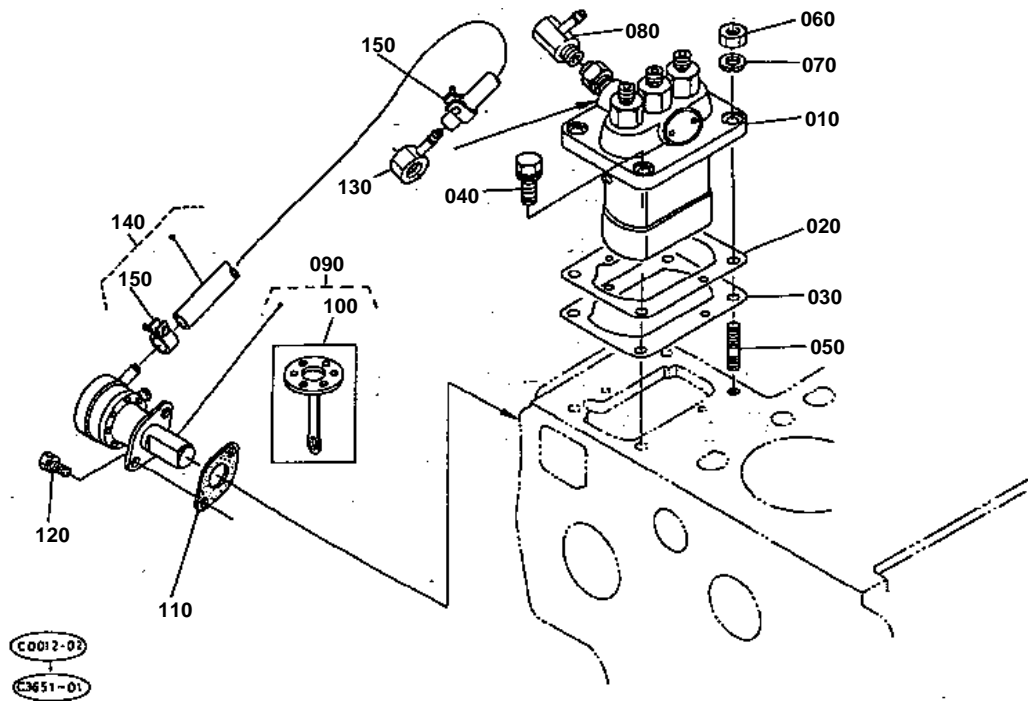


FUEL CAMSHAFT

↔ Interchangeable; ≠ not interchangeable; ← new for old; → old for new

REF.No	Part No.	Description	Q'ty	S.No.	I/C	REMARKS	Weight (kgf)	Weight (lb)
010	17331-16020	ASSY CAMSHAFT,FUEL	1				2.75	6.05
020	15521-16170	CAMSHAFT,FUEL	1				0.88	1.936
030	08153-06205	BEARING,BALL	1				0.13	0.286
040	15611-51150	GEAR,INJECTION PUMP	1				1.035	2.277
050	05712-00525	KEY,FEATHER	1				0.005	0.011
060	04612-00240	CIR-CLIP,EXTERNAL	1				0.002	0.0044
070	15611-55450	SLEEVE,GOVERNOR	1				0.117	0.2574
080	15221-55470	CIR-CLIP,GOV. SLEEVE	1				0.003	0.0066
090	15611-55690	CASE,GOVERNOR BALL	1				0.03	0.066
100	07715-03205	BALL	39				0.001	0.0022
110	15221-55740	CIR-CLIP	1				0.002	0.0044
120	07715-00403	BALL	7				0.03	0.066
130	08103-06205	BEARING,BALL	1				0.12	0.264
140	15221-16320	STOPPER	1				0.02	0.044
150	01123-50814	BOLT	2				0	0

INJECTION PUMP

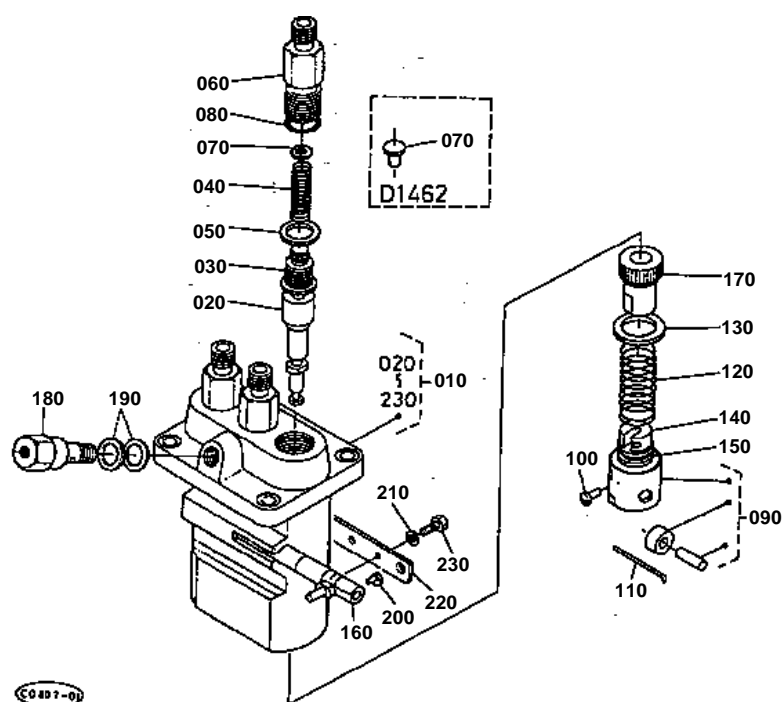




INJECTION PUMP

↔ Interchangeable; ≠ not interchangeable; ← new for old; → old for new

REF.No	Part No.	Description	Q'ty	S.No.	I/C	REMARKS	Weight (kgf)	Weight (lb)
010	17333-51010	ASSY PUMP, INJECTION	1			REFER TO L.No.0B13-L0 FOR COMPONENTS.	2.2	4.84
020	15321-52110	SHIM,INJECTION PUMP	1			0.15MM	0	0
030	15511-52110	SHIM,INJECTION PUMP	2			0.45MM	0	0
040	01123-50822	BOLT	2				0.012	0.0264
050	15221-91530	STUD	2				0.011	0.0242
060	02156-50080	NUT	2				0.004	0.0088
070	04512-50080	WASHER,SPRING	2				0.001	0.0022
080	15748-60570	ASSY ORIFICE	1				0.02	0.044
090	15381-52030	ASSY PUMP,FUEL	1				0	0
100	15381-52040	COMP.DIAPHRAGM	1				0	0
110	15241-52140	GASKET,FUEL PUMP	1				0	0
120	01023-50616	BOLT	2				0.005	0.011
130	14111-42410	JOINT	1				0.025	0.055
140	15471-42010	ASSY PIPE,FUEL	1				0.035	0.077
150	14301-42750	CLIP,PIPE	2				0.005	0.011

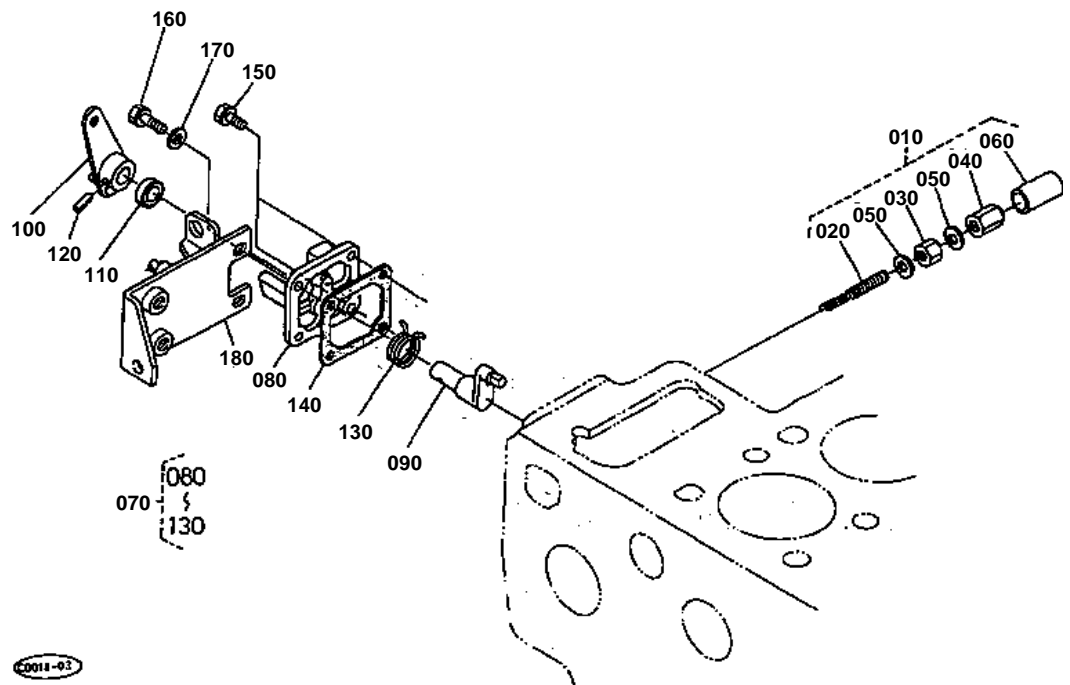


**INJECTION PUMP [COMPONENT PARTS]**

↔ Interchangeable; ≠ not interchangeable; ← new for old; → old for new

REF.No	Part No.	Description	Q'ty	S.No.	I/C	REMARKS	Weight (kgf)	Weight (lb)
010	17333-51010	ASSY PUMP,INJECTION	1				2.2	4.84
020	17301-51050	PLUNGER,PUMP	3				0.05	0.11
030	17371-51030	VALVE,DELIVERY	3				0.015	0.033
040	17371-51230	SPRING,DELIV.VALVE	3				0.005	0.011
050	15331-51240	GASKET,DELIV.VALVE	3				0.001	0.0022
060	15331-51220	HOLDER,DELIV.VALVE	3				0.053	0.1166
070	17371-51160	SEAT,SPRING	3				0.005	0.011
080	15331-96760	O RING	3				0.001	0.0022
090	15331-51070	ASSY TAPPET	3				0.036	0.0792
100	15331-51250	PIN,TAPPET GUIDE	3				0.001	0.0022
110	15331-51430	PIN,CLAMP	1				0.001	0.0022
120	17331-51280	SPRING,PLUNGER	3				0.017	0.0374
130	15331-51270	SEAT,SPRING UPPER	3				0.001	0.0022
140	15331-51290	SEAT,SPRING LOWER	3				0.001	0.0022
150	15381-51490	SHIM	3				0.008	0.0176
160	17331-51060	RACK,CONTROL	1				0.04	0.088
170	15331-51380	SLEEVE,CONTROL	3				0.012	0.0264
180	17331-51320	SCREW,HOLLOW	1				0.035	0.077
190	17331-96660	GASKET	2				0.001	0.0022
200	15331-51480	COLLAR	2				0.005	0.011
210	04512-50060	WASHER,SPRING	2				0	0
220	15549-51390	PLATE,ADJUSTING	1				0.023	0.0506
230	15331-91010	BOLT	2				0.034	0.0748

ENGINE STOP LEVER



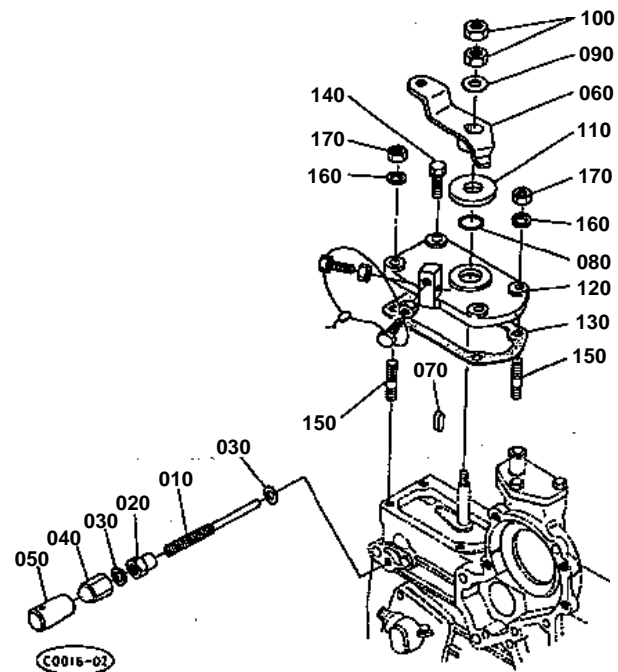


ENGINE STOP LEVER

↔ Interchangeable; ≠ not interchangeable; ← new for old; → old for new

REF.No	Part No.	Description	Q'ty	S.No.	I/C	REMARKS	Weight (kgf)	Weight (lb)
010	15521-54090	ASSY APPARATUS,I/D.	1				0.045	0.099
020	15521-54100	ASSY BOLT,ADJUSTING	1				0.015	0.033
030	15401-92010	NUT	1				0.01	0.022
040	15521-92330	NUT,CAP	1				0.02	0.044
050	15021-33660	GASKET	2				0.001	0.0022
060	15521-54270	CAP	1				0.003	0.0066
070	17331-57702	ASSY LEVER,ENG.STOP	1				0.19	0.418
080	15471-51652	COVER,INJECTION PUMP	1				0.02	0.044
090	17331-57740	SHAFT,LEVER	1				0.04	0.088
100	17331-57720	LEVER,ENGINE STOP	1				0.05	0.11
110	15471-57980	SEAL,OIL	1				0.001	0.0022
120	05411-00420	PIN,SPRING	1				0.001	0.0022
130	15471-57920	SPRING,RETURN	1				0.005	0.011
140	15221-51660	GASKET,PUMP COVER	1				0	0
150	01023-50618	BOLT	2				0.006	0.0132
160	01023-50622	BOLT	2				0.005	0.011
170	04012-50060	WASHER,PLAIN	2				0.001	0.0022
180	17315-60110	SUPPORT,SOLENOID	1				0.185	0.407

SPEED CONTROL PLATE

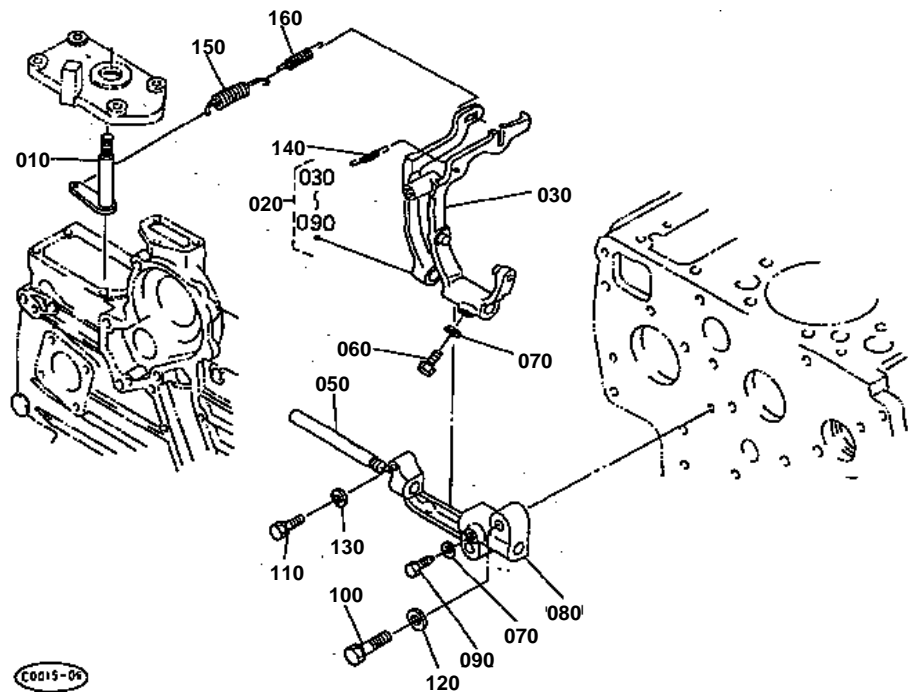




SPEED CONTROL PLATE

↔ Interchangeable; ≠ not interchangeable; ← new for old; → old for new

REF.No	Part No.	Description	Q'ty	S.No.	I/C	REMARKS	Weight (kgf)	Weight (lb)
010	15601-54120	BOLT,ADJUSTING	1				0.011	0.0242
020	15601-92010	NUT	1				0	0
030	15601-96650	GASKET	2				0.001	0.0022
040	15841-14620	NUT,CAP	1				0.01	0.022
050	16241-54420	CAP	1				0.004	0.0088
060	15469-57150	LEVER,SPEED CONTROL	1				0.06	0.132
070	05712-00408	KEY,FEATHER	1				0.001	0.0022
080	04811-00120	O RING	1				0.001	0.0022
090	04013-50080	WASHER,PLAIN	1				0	0
100	02112-50080	NUT	2				0.003	0.0066
110	17011-57384	COLLAR	1				0.03	0.066
120	15521-57114	PLATE,SPEED CONTROL	1				0	0
130	17331-57210	GASKET	1				0	0
140	01023-50625	BOLT	2				0.007	0.0154
150	15221-88210	STUD	2				0.005	0.011
160	04512-50060	WASHER,SPRING	2				0	0
170	02056-50060	NUT	2				0.002	0.0044



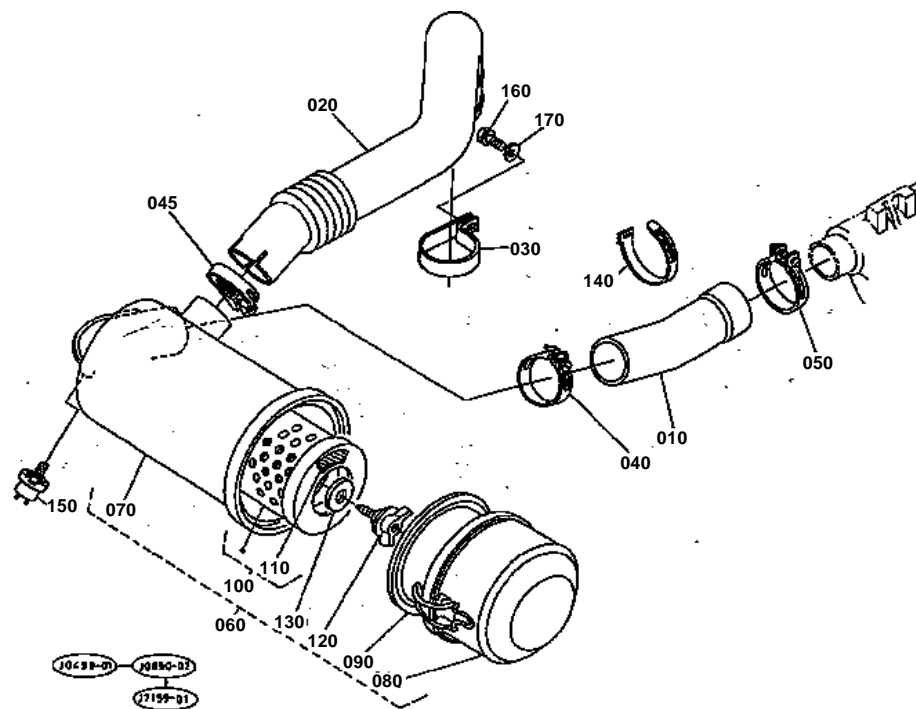


GOVERNOR

↔ Interchangeable; ≠ not interchangeable; ← new for old; → old for new

REF.No	Part No.	Description	Q'ty	S.No.	I/C	REMARKS	Weight (kgf)	Weight (lb)
010	15601-56020	COMP.LEVER,GOVERNOR	1				0.055	0.121
020	17326-56050	ASSY LEVER,FORK	1				0.4	0.88
030	17326-56040	COMP.LEVER,FORK	1				0.185	0.407
040	99999-99999	BLANK	0				0	0
050	15221-56150	SHAFT,FORK LEVER	1				0.1	0.22
060	15021-56240	BOLT,LEVER SHAFT	1				0.005	0.011
070	04512-50060	WASHER,SPRING	2				0	0
080	15221-56230	HOLDER,FORK LEVER	1				0.1	0.22
090	15221-66410	BOLT	1				0.005	0.011
100	01123-50832	BOLT	2				0.016	0.0352
110	01023-50628	BOLT	1				0.015	0.033
120	04012-50080	WASHER,PLAIN	2				0.001	0.0022
130	04012-50060	WASHER,PLAIN	1				0.001	0.0022
140	15611-56480	SPRING,START	1				0.001	0.0022
150	17331-56410	SPRING,GOVERNOR	1				0	0
160	17371-56420	SPRING,GOVERNOR	1				0.02	0.044

AIR CLEANER



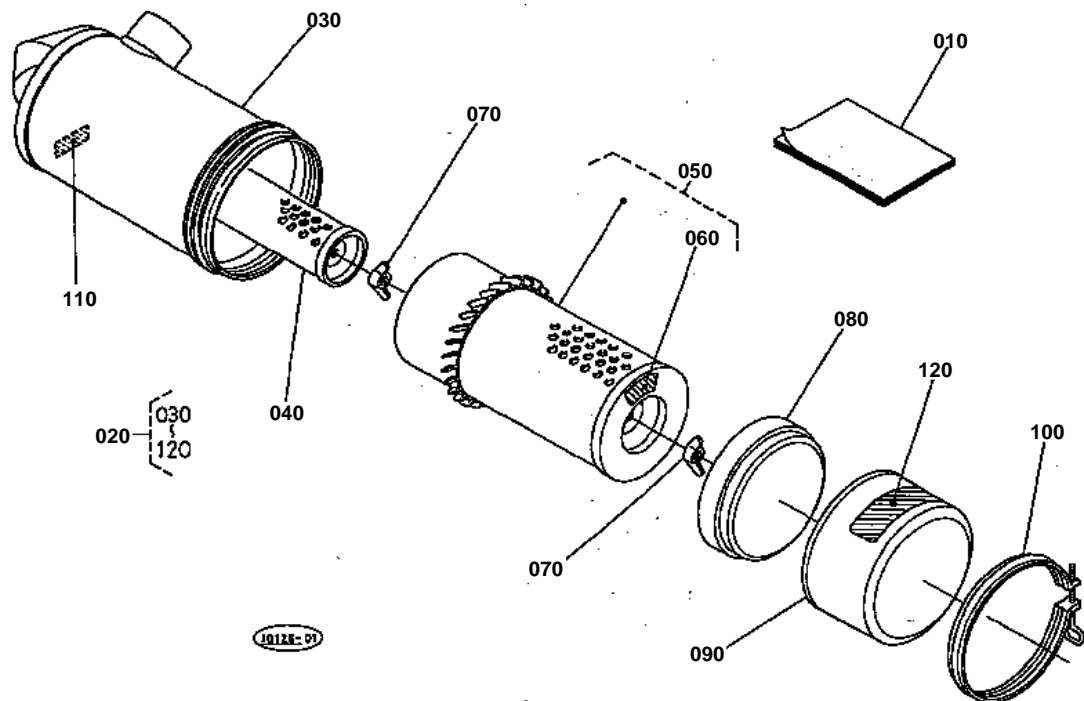


AIR CLEANER

↔ Interchangeable; ≠ not interchangeable; ← new for old; → old for new

REF.No	Part No.	Description	Q'ty	S.No.	I/C	REMARKS	Weight (kgf)	Weight (lb)
010	31351-18090	PIPE,INLET	1				0.29	0.638
020	30300-88510	PIPE,INLET	1				0.24	0.528
030	30300-88530	HOLDER,INLET PIPE	1				0.06	0.132
040	15401-11720	BAND,PIPE	1				0.05	0.11
045	15221-11720	BAND,PIPE	1				0.03	0.066
050	31351-18110	BAND,PIPE	1				0.04	0.088
060	17325-11010	ASSY CLEANER,AIR	1				3	6.6
070	17325-11150	BODY,AIR CLEANER	1				2.1	4.62
080	15521-11160	ASSY PAN,DUST	1				0.317	0.6974
090	15521-11410	COVER,BAFFLE	1				0.17	0.374
100	17325-11080	ASSY ELEMENT,CLEANER	1				0.8	1.76
110	15227-87480	LABEL,ELEMENT A/C	1				0.004	0.0088
120	15521-92620	BOLT,WING	1				0.06	0.132
130	15521-94430	WASHER,WITH RUBBER	1				0.009	0.0198
140	55311-41260	BAND,CORD	1				0.007	0.0154
150	55611-81420	SENCER,AIR CLEANER	1				0.05	0.11
160	01123-50816	BOLT	1				0.011	0.0242
170	04013-50080	WASHER,PLAIN	1				0	0

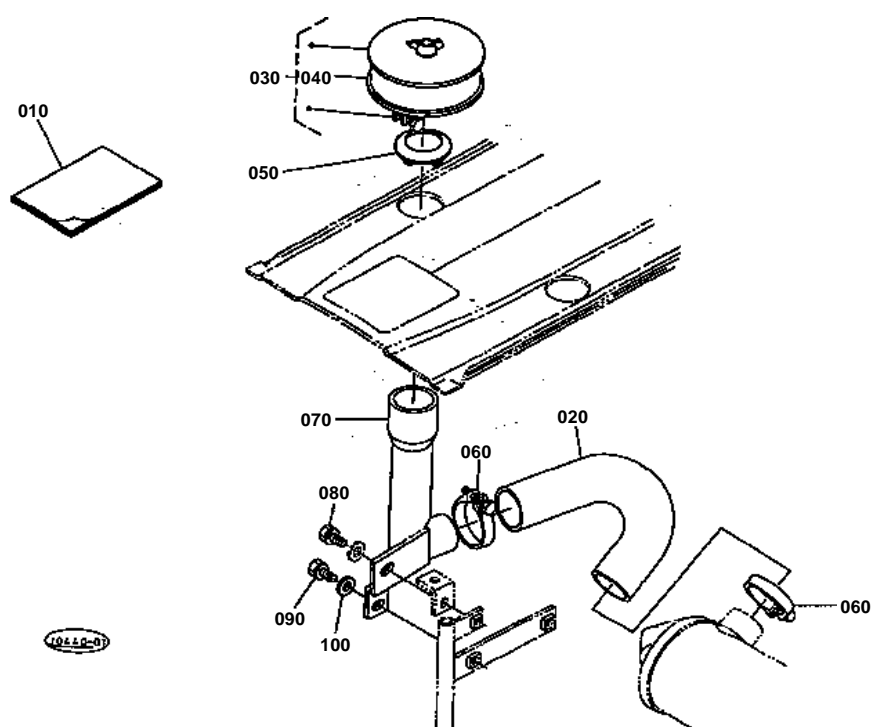
DOUBLE AIR CLEANER [OPTION]



**DOUBLE AIR CLEANER [OPTION]**

↔ Interchangeable; ≠ not interchangeable; ← new for old; → old for new

REF.No	Part No.	Description	Q'ty	S.No.	I/C	REMARKS	Weight (kgf)	Weight (lb)
010	32430-98412	MANUAL,INSTRUCTION	1				0	0
020	17326-11010	ASSY CLEANER,AIR(W)	1				2.86	6.292
030	17326-11150	BODY,AIR CLEANER	1				1.9	4.18
040	15287-11490	ASSY ELEMENT,INNER	1				0.25	0.55
050	15287-11080	ASSY OUTER ELEMENT	1				0.75	1.65
060	15287-87480	LABEL,ELEMENT A/C	1				0.005	0.011
070	15401-92620	ASSY NUT,WING	2				0.01	0.022
080	15401-11410	COVER,BAFFLE	1				0.05	0.11
090	15401-11160	COVER,AIR CLEANER	1				0.38	0.836
100	15401-11070	ASSY BAND,AIRCLEANER	1				0.115	0.253
110	17326-87750	MARK,FORM	1				0.001	0.0022
120	15222-93450	LABEL,AIR CLEANER	1				0.001	0.0022



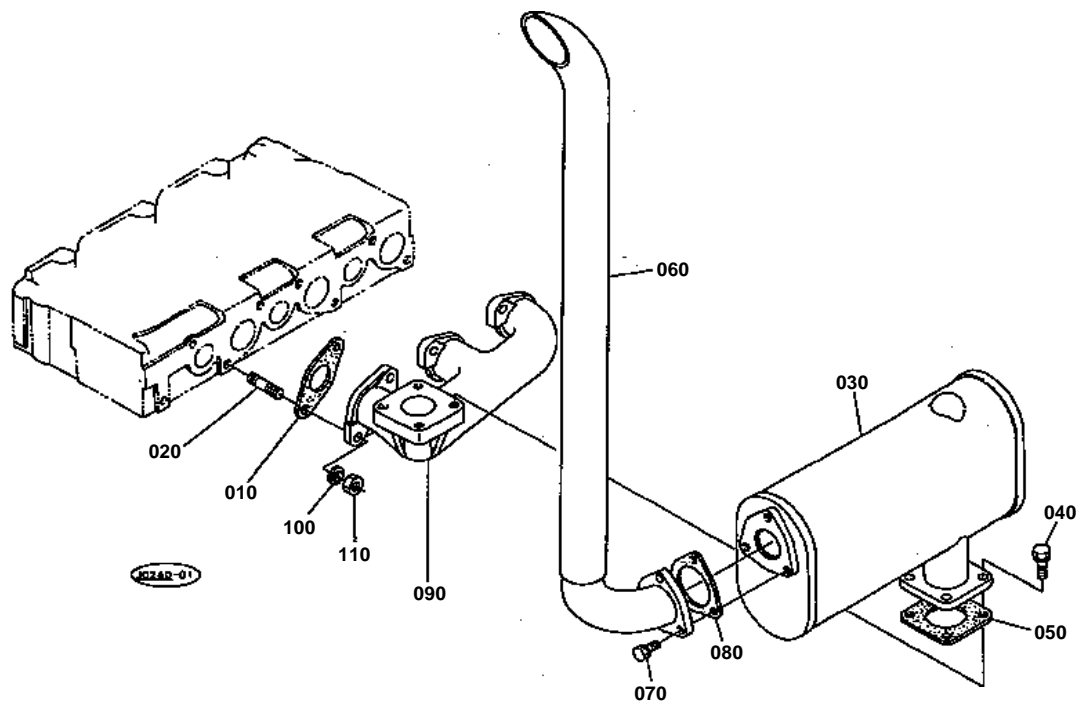


PRE-CLEANER [OPTION]

↔ Interchangeable; ≠ not interchangeable; ← new for old; → old for new

REF.No	Part No.	Description	Q'ty	S.No.	I/C	REMARKS	Weight (kgf)	Weight (lb)
010	35080-98310	MANUAL,INSTRUCTION	1				0.015	0.033
020	35080-64710	PIPE,INLET	1				0.42	0.924
030	32530-96110	ASSY PRECLEANER	1				0.76	1.672
040	32530-96170	CHAMBER,DUST	1				0.2	0.44
050	32430-64730	COVER	1				0.025	0.055
060	15401-11720	BAND,PIPE	2				0.05	0.11
070	35080-64750	PIPE,PRE-CLEANER	1				0.735	1.617
080	01123-50820	BOLT	1				0.011	0.0242
090	01023-50618	BOLT	1				0.006	0.0132
100	04013-50060	WASHER,PLAIN	1				0	0

EXHAUST MANIFOLD AND MUFFLER



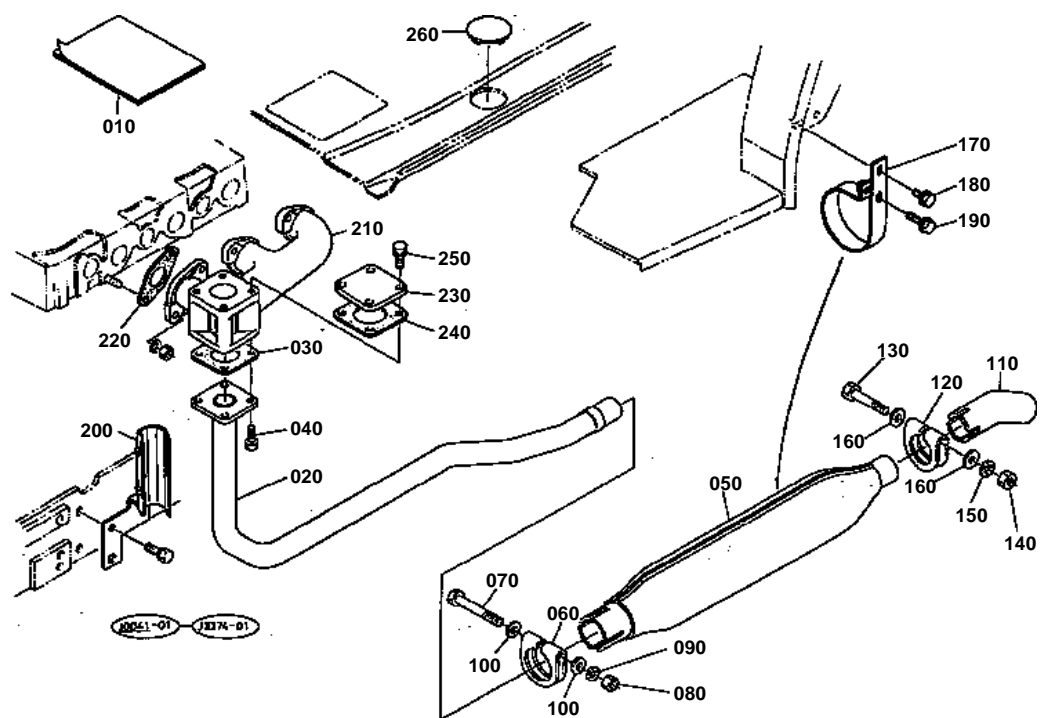


EXHAUST MANIFOLD AND MUFFLER

↔ Interchangeable; ≠ not interchangeable; ← new for old; → old for new

REF.No	Part No.	Description	Q'ty	S.No.	I/C	REMARKS	Weight (kgf)	Weight (lb)
010	15521-12350	GASKET,EX-MANIFOLD	3				0	0
020	15221-91530	STUD	6				0.011	0.0242
030	35080-88710	MUFFLER	1				5.8	12.76
040	01123-50825	BOLT	4				0.013	0.0286
050	15471-12230	GASKET,MUFFLER	1				0	0
060	35080-88770	PIPE,MUFFLER	1				1.87	4.114
070	01123-50820	BOLT	3				0.011	0.0242
080	17381-12380	GASKET,MUFFLER	1				0	0
090	17367-12310	MANIFOLD,EXHAUST	1				0	0
100	04512-50080	WASHER,SPRING	6				0.001	0.0022
110	02156-50080	NUT	6				0.004	0.0088

UNDER MUFFLER [OPTION]



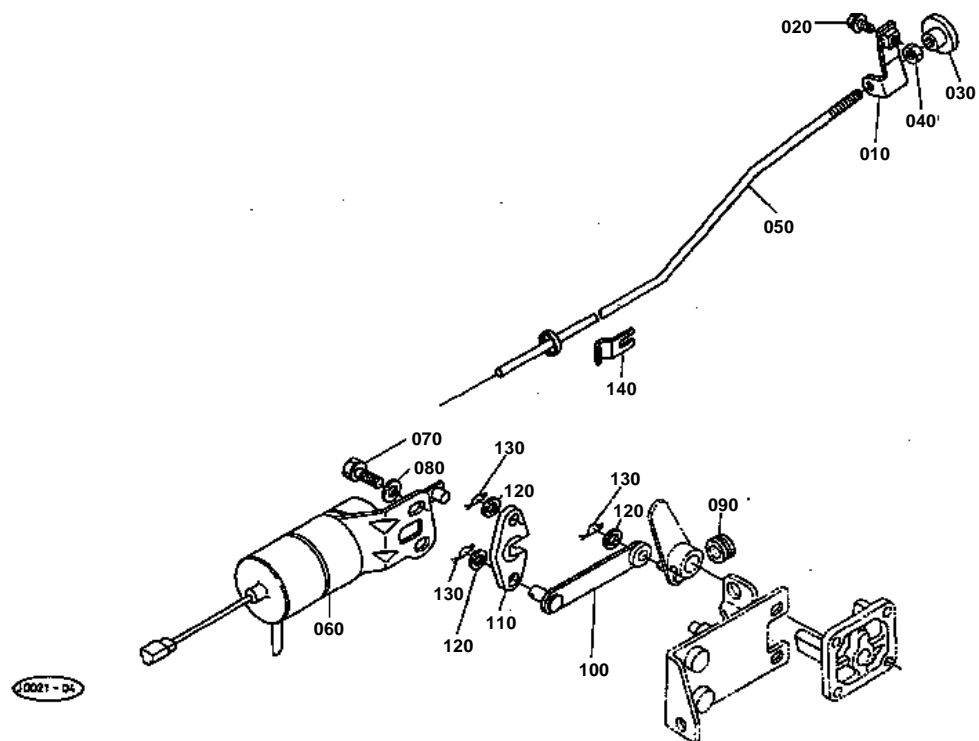


UNDER MUFFLER [OPTION]

↔ Interchangeable; ≠ not interchangeable; ← new for old; → old for new

REF.No	Part No.	Description	Q'ty	S.No.	I/C	REMARKS	Weight (kgf)	Weight (lb)
010	32430-98213	MANUAL,INSTRUCTION	1				0.004	0.0088
020	32420-64512	PIPE,MUFFLER	1				2.5	5.5
030	15471-12230	GASKET,MUFFLER	1				0	0
040	01123-50825	BOLT	4				0.013	0.0286
050	32431-12110	MUFFLER	1				2.2	4.84
060	32430-12130	BAND,MUFFLER	1				0	0
070	01153-50880	BOLT	1				0.03	0.066
080	02156-50080	NUT	1				0.004	0.0088
090	04512-50080	WASHER,SPRING	1				0.001	0.0022
100	04012-50080	WASHER,PLAIN	2				0.001	0.0022
110	32430-62130	PIPE,MUFFLER	1				0.15	0.33
120	32430-12430	BAND,PIPE	1				0	0
130	01153-50865	BOLT	1				0.025	0.055
140	02156-50080	NUT	1				0.004	0.0088
150	04512-50080	WASHER,SPRING	1				0.001	0.0022
160	04012-50080	WASHER,PLAIN	2				0.001	0.0022
170	32430-64550	SUPPORT,MUFFLER	1				0.34	0.748
180	01754-50812	BOLT,FLANGE	1				0.01	0.022
190	01754-50825	BOLT,FLANGE	1				0.01	0.022
200	31339-26150	COVER	1				0	0
210	17325-12310	MANIFOLD,EXHAUST	1				0	0
220	15521-12350	GASKET,EX-MANIFOLD	3				0	0
230	17355-92850	COVER,MANIFOLD	1				0	0
240	15471-12230	GASKET,MUFFLER	1				0	0
250	01123-50820	BOLT	4				0.011	0.0242
260	32480-18760	CAP,PRE CLEANER	1				0.02	0.044

STOP ROD



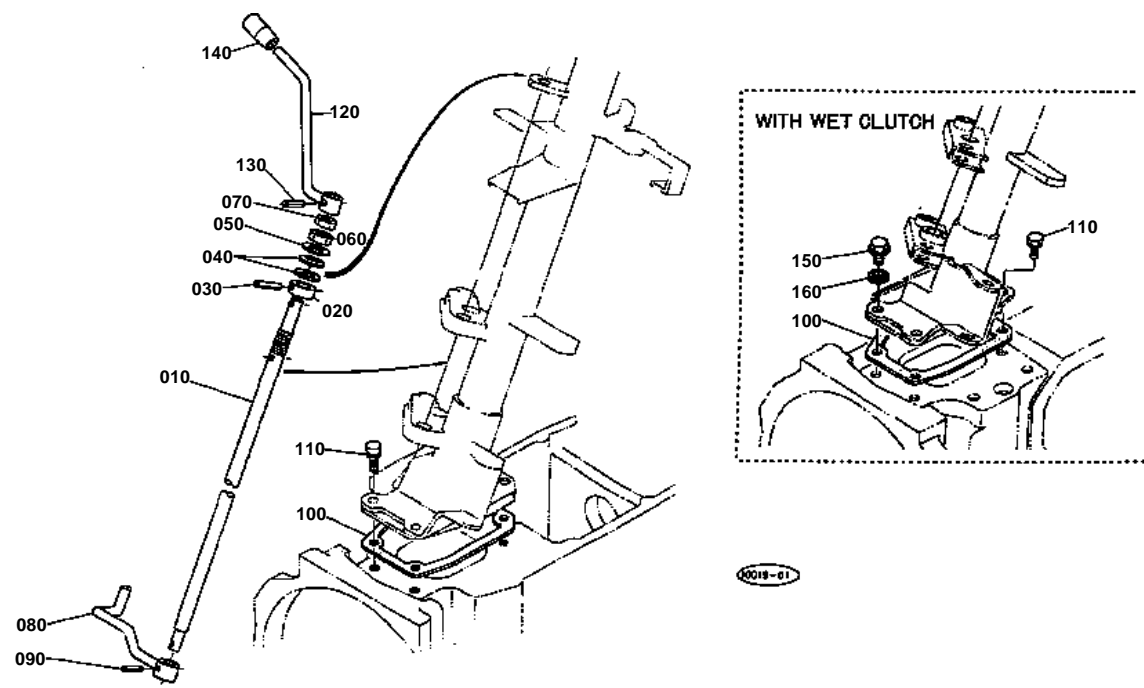


STOP ROD

↔ Interchangeable; ≠ not interchangeable; ← new for old; → old for new

REF.No	Part No.	Description	Q'ty	S.No.	I/C	REMARKS	Weight (kgf)	Weight (lb)
010	31351-17690	GUIDE,STOP ROD	1				0.015	0.033
020	01754-50616	BOLT,FLANGE	1				0.006	0.0132
030	35260-17160	KNOB	1				0.015	0.033
040	02014-50060	NUT	1				0.003	0.0066
050	32420-17683	ROD,STOP	1				0.14	0.308
060	15471-60010	SOLENOID,STOP	1				0.415	0.913
070	01123-50816	BOLT	2				0.011	0.0242
080	04012-50080	WASHER,PLAIN	2				0.001	0.0022
090	66591-54580	RUBBER,RELEASE ROD	1				0.003	0.0066
100	17331-60150	LEVER,STOP	1				0.025	0.055
110	15471-60162	LEVER,STOP	1				0.007	0.0154
120	04012-50060	WASHER,PLAIN	3				0.001	0.0022
130	15471-94810	PIN,SNAP	3				0	0
140	38430-17180	SPRING	1				0.1	0.22

ACCELERATOR LEVER



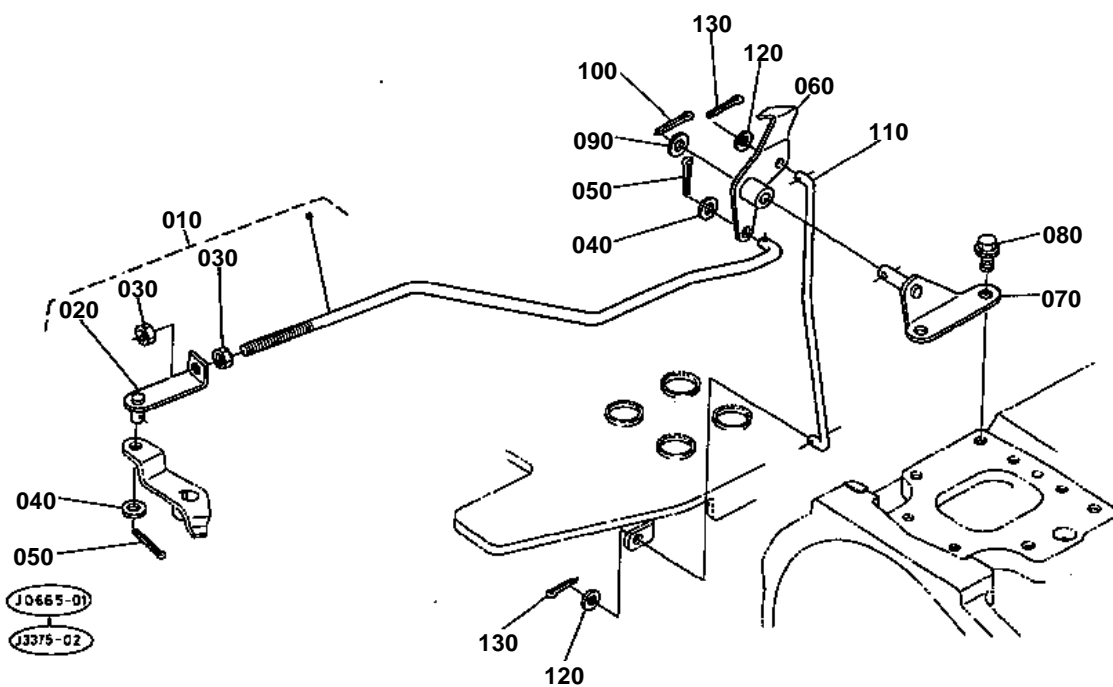


ACCELERATOR LEVER

↔ Interchangeable; ≠ not interchangeable; ← new for old; → old for new

REF.No	Part No.	Description	Q'ty	S.No.	I/C	REMARKS	Weight (kgf)	Weight (lb)
010	31351-17415	SHAFT,ACCEL.CONTROL	1				0.54	1.188
020	31351-17420	COLLAR	1				0.04	0.088
030	05411-00528	PIN,SPRING	1				0.003	0.0066
040	31351-17440	SPRING	2				0.004	0.0088
050	04013-50140	WASHER,PLAIN	1				0	0
060	02076-50140	NUT	1				0.022	0.0484
070	02172-50140	NUT	1				0.01	0.022
080	31351-17430	ARM,ACCELERATOR	1				0.12	0.264
090	05411-00525	PIN,SPRING	1				0.002	0.0044
100	31351-17450	GASKET	1				0.01	0.022
110	01173-51018	BOLT	4			W/O WET CLUTCH	0.018	0.0396
120	32430-17550	LEVER,ACCEL.	1				0.15	0.33
130	05411-00525	PIN,SPRING	1				0.002	0.0044
140	31351-17560	GRIP,LEVER	1				0.01	0.022

ACCELERATOR LINKAGE



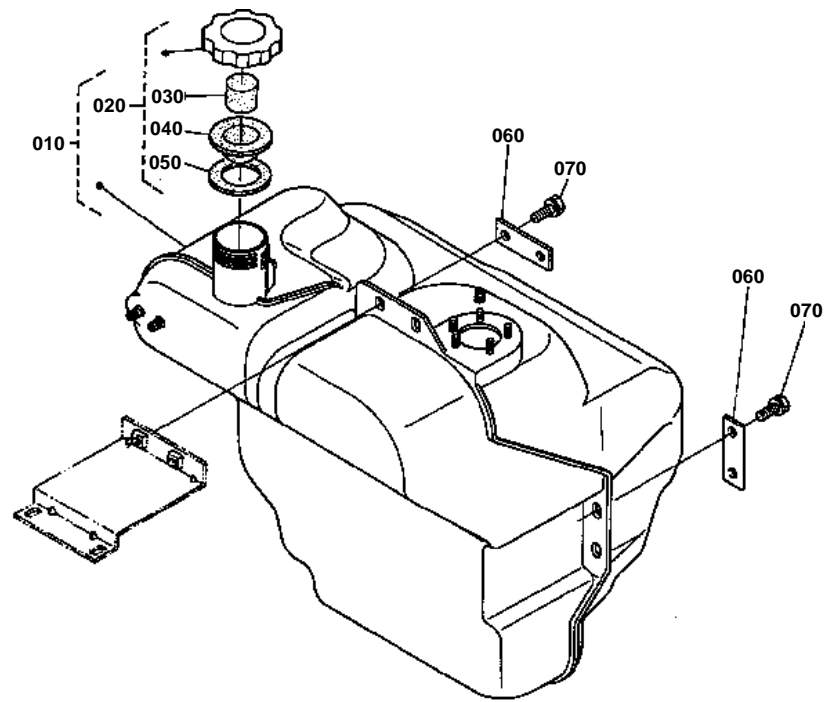


ACCELERATOR LINKAGE

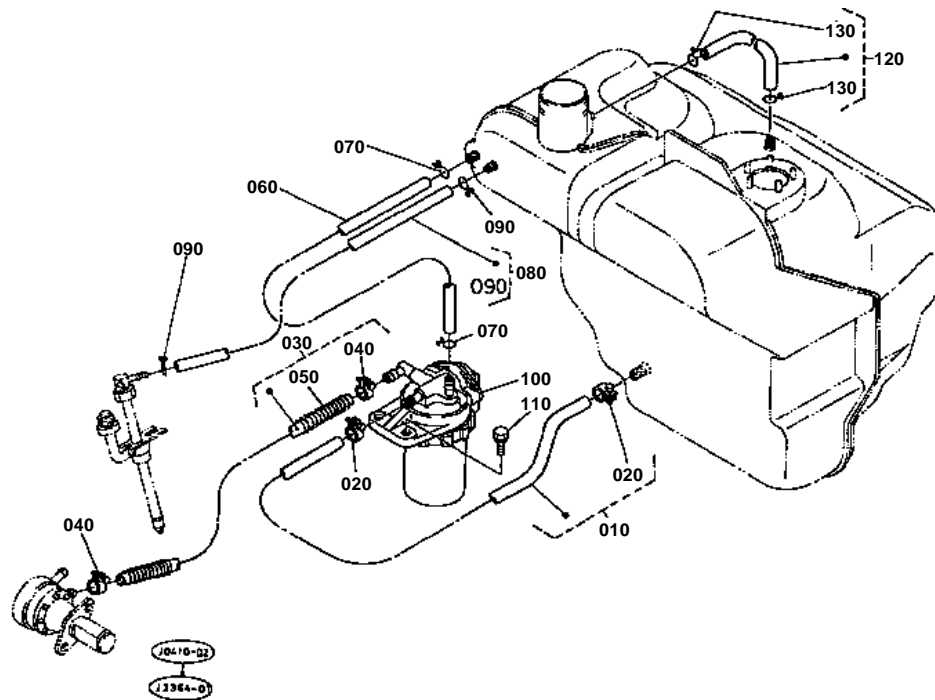
↔ Interchangeable; ≠ not interchangeable; ← new for old; → old for new

REF.No	Part No.	Description	Q'ty	S.No.	I/C	REMARKS	Weight (kgf)	Weight (lb)
010	35060-17602	ASSY ROD,ACCEL.	1				0.125	0.275
020	34150-17390	JOINT,ROD	1				0.025	0.055
030	02012-50060	NUT	2				0	0
040	04012-50060	WASHER,PLAIN	2				0.001	0.0022
050	05511-50218	PIN,SPLIT	2				0.001	0.0022
060	31351-17624	LINK,ACCEL.	1				0.11	0.242
070	31351-17630	SUPPORT,ACCEL.LINK	1				0.2	0.44
080	01774-51220	BOLT,FLANGE	2				0.03	0.066
090	04011-50120	WASHER,PLAIN	1				0.005	0.011
100	05511-50320	PIN,SPLIT	1				0.002	0.0044
110	31351-17650	ROD,ACCELERATOR	1				0.06	0.132
120	04012-50060	WASHER,PLAIN	2				0.001	0.0022
130	05511-50218	PIN,SPLIT	2				0.001	0.0022

FUEL TANK



FUEL FILTER

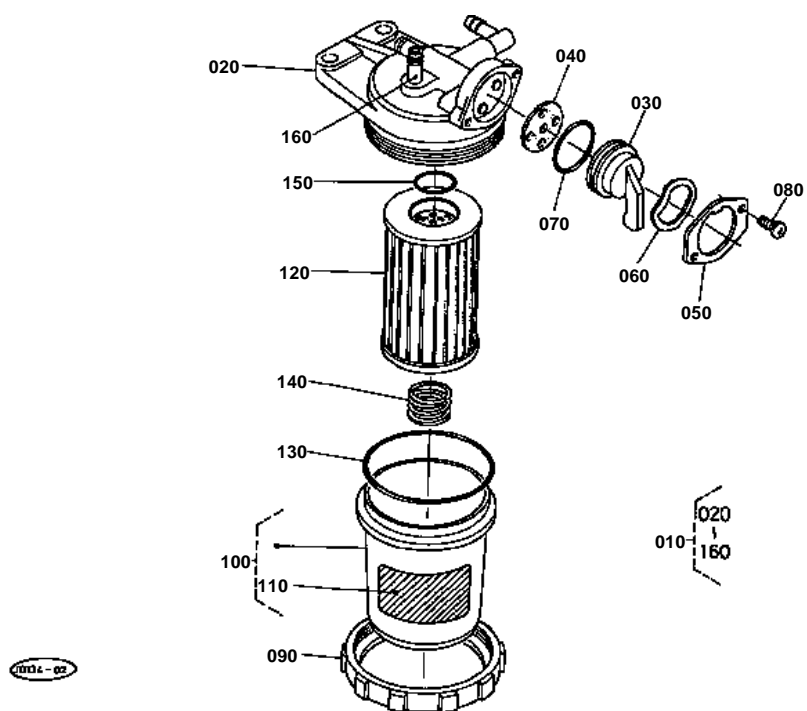


**FUEL FILTER**

↔ Interchangeable; ≠ not interchangeable; ← new for old; → old for new

REF.No	Part No.	Description	Q'ty	S.No.	I/C	REMARKS	Weight (kgf)	Weight (lb)
010	35080-35510	ASSY PIPE,FUEL	1				0.035	0.077
020	35080-35560	CLIP,PIPE	2				0.005	0.011
030	31341-35520	ASSY PIPE,FUEL	1				0.07	0.154
040	14301-42750	CLIP,PIPE	2				0.005	0.011
050	31341-93630	SPRING,PIPE PROTECT.	1				0.02	0.044
060	31351-35530	PIPE,FUEL	1				0.03	0.066
070	14971-42750	CLIP,PIPE	2				0.001	0.0022
080	31351-35540	ASSY PIPE,FUEL	1				0.02	0.044
090	14971-42750	CLIP,PIPE	2				0.001	0.0022
100	19271-43010	ASSY FILTER, FUEL	1			[A] REFER TO L.No.0C02-L0 FOR COMPONENTS	0	0
110	01123-50822	BOLT	2				0.012	0.0264
120	35080-35550	ASSY PIPE,FUEL	1				0.015	0.033
130	14971-42750	CLIP,PIPE	2				0.001	0.0022

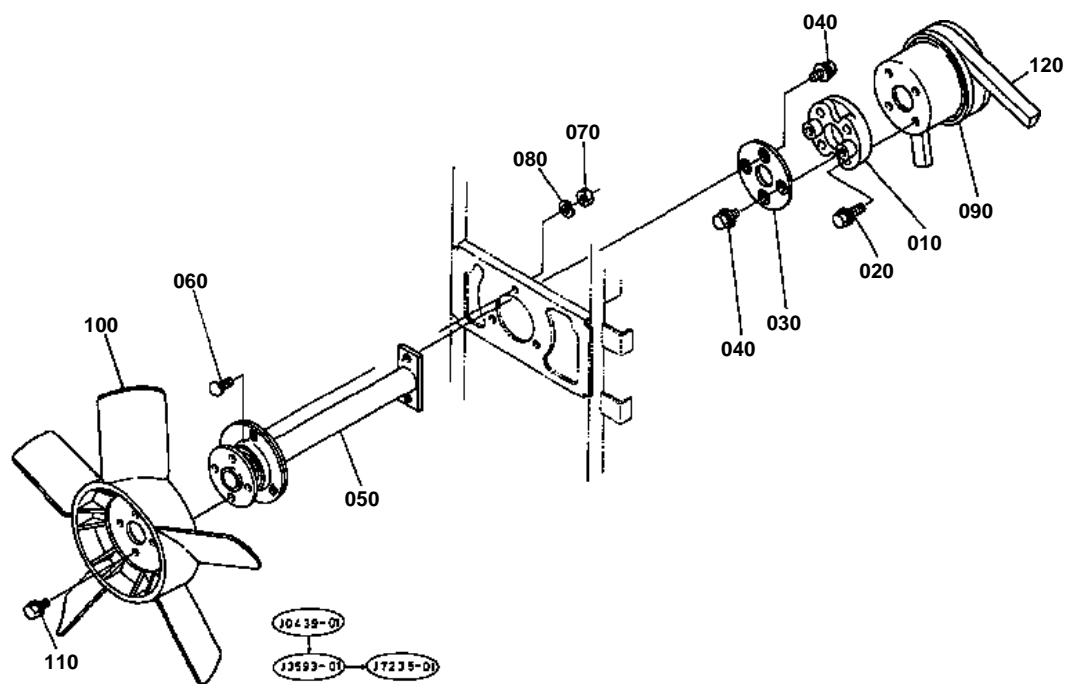
FUEL FILTER [COMPONENT PARTS]



**FUEL FILTER [COMPONENT PARTS]**

↔ Interchangeable; ≠ not interchangeable; ← new for old; → old for new

REF.No	Part No.	Description	Q'ty	S.No.	I/C	REMARKS	Weight (kgf)	Weight (lb)
010	19271-43010	ASSY FILTER,FUEL	1			[A]	0	0
020	15521-43112	ASSY BODY	1				0	0
030	15521-43522	HANDLE,FILTER	1				0.04	0.088
040	15521-43672	GASKET	1				0.001	0.0022
050	15521-43552	RETAINER,HANDLE	1				0.01	0.022
060	15521-43542	PLATE,THRUST	1				0.001	0.0022
070	04811-10290	O RING	1				0.001	0.0022
080	15521-93310	SCREW,WITH WASHER	2				0.004	0.0088
090	15521-43150	RING,RETAINER	1				0.14	0.308
100	19271-43100	ASSY POT,FILTER	1			[A]	0	0
110	19271-87210	LABEL,CAUTION	1			[A]	0.001	0.0022
120	15521-43160	ELEMENT,FILTER	1				0.07	0.154
130	04811-50650	O RING	1				0.002	0.0044
140	15521-43930	SPRING	1				0.004	0.0088
150	04811-00160	O RING	1				0.001	0.0022
160	15521-43282	JOINT,BREATHER	1				0.005	0.011

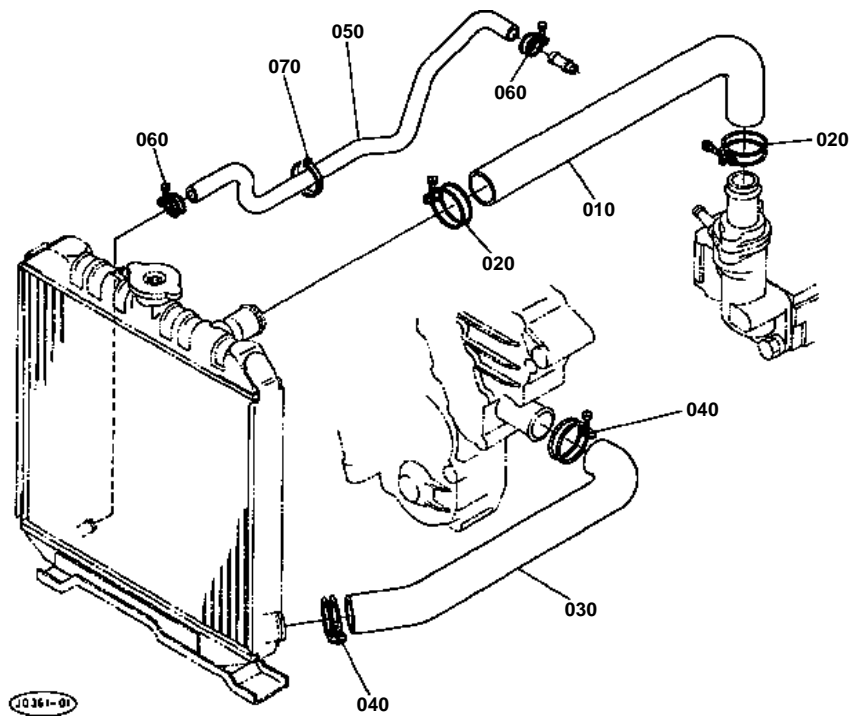


**FAN [NEW TYPE]**

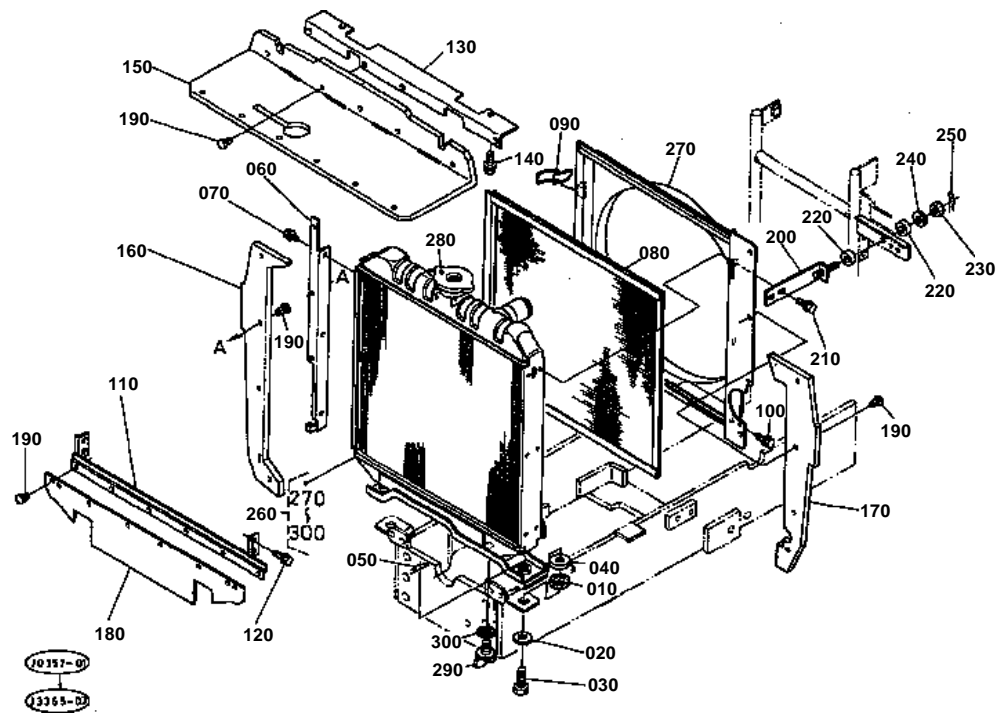
↔ Interchangeable; ≠ not interchangeable; ← new for old; → old for new

REF.No	Part No.	Description	Q'ty	S.No.	I/C	REMARKS	Weight (kgf)	Weight (lb)
010	34070-40370	COUPLING	1				0.08	0.176
020	01754-50625	BOLT,FLANGE	4				0.008	0.0176
030	34070-40380	DISK,FAN SHAFT	1				0.02	0.044
040	01125-50816	BOLT	4				0	0
050	35080-17850	COMP.SUPPORT,FAN	1				0.86	1.892
060	34070-40330	BOLT	3				0.005	0.011
070	02104-50060	NUT	3				0	0
080	04512-50060	WASHER,SPRING	3				0	0
090	15521-74250	PULLEY,FAN	1				0.29	0.638
100	17367-74110	FAN	1				0.34	0.748
110	01754-50612	BOLT,FLANGE	4				0.005	0.011
120	15521-97010	V BELT	1				0	0

WATER PIPE



RADIATOR



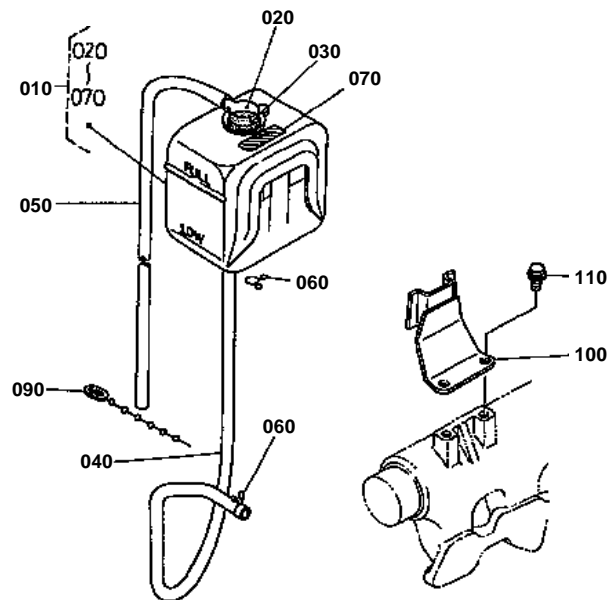


RADIATOR

↔ Interchangeable; ≠ not interchangeable; ← new for old; → old for new

REF.No	Part No.	Description	Q'ty	S.No.	I/C	REMARKS	Weight (kgf)	Weight (lb)
010	15111-72190	CUSHION	2				0.016	0.0352
020	04015-50100	WASHER,PLAIN	2				0.016	0.0352
030	35080-13310	BOLT,RADIATOR	2				0.03	0.066
040	15111-72200	WASHER	2				0.013	0.0286
050	05515-51000	PIN,SNAP	2				0	0
060	30400-17710	FRAME,SHUTTER	1				0.12	0.264
070	01754-50610	BOLT,FLANGE	3				0.006	0.0132
080	35060-17720	NET,RADIATOR	1				0.12	0.264
090	31351-17740	CLAMP	2				0.01	0.022
100	01754-50610	BOLT,FLANGE	2				0.006	0.0132
110	30400-17760	FRAME,SHUTTER	1				0.115	0.253
120	01754-50610	BOLT,FLANGE	2				0.006	0.0132
130	32430-17772	PLATE,SHUTTER	1				0.15	0.33
140	01754-50816	BOLT,FLANGE	2				0.011	0.0242
150	30400-17782	SHUTTER	1				0.2	0.44
160	30400-17790	SHUTTER,RH SIDE	1				0.045	0.099
170	35060-17810	SHUTTER,LH SIDE	1				0.055	0.121
180	32430-17803	SHUTTER	1				0.07	0.154
190	38430-29372	CLIP,BUTTON	18				0.001	0.0022
200	30400-17830	SUPPORT,RADIATOR	1				0.095	0.209
210	01754-50610	BOLT,FLANGE	2				0.006	0.0132
220	30400-17840	RUBBER,CUSHION	2				0.005	0.011
230	02114-50080	NUT	1				0.005	0.011
240	04015-50080	WASHER,PLAIN	1				0	0
250	05515-50800	PIN,SNAP	1				0	0
260	17367-72060	ASSY RADIATOR	1				6.5	14.3
270	30400-80130	SHROUD,FAN	1				1.33	2.926
280	15272-72020	ASSY CAP	1				0.071	0.1562
290	15231-73110	COCK,DRAIN	1				0.006	0.0132
300	15231-96690	GASKET	1				0.001	0.0022

RESERVE TANK



10 238-01 1317-02

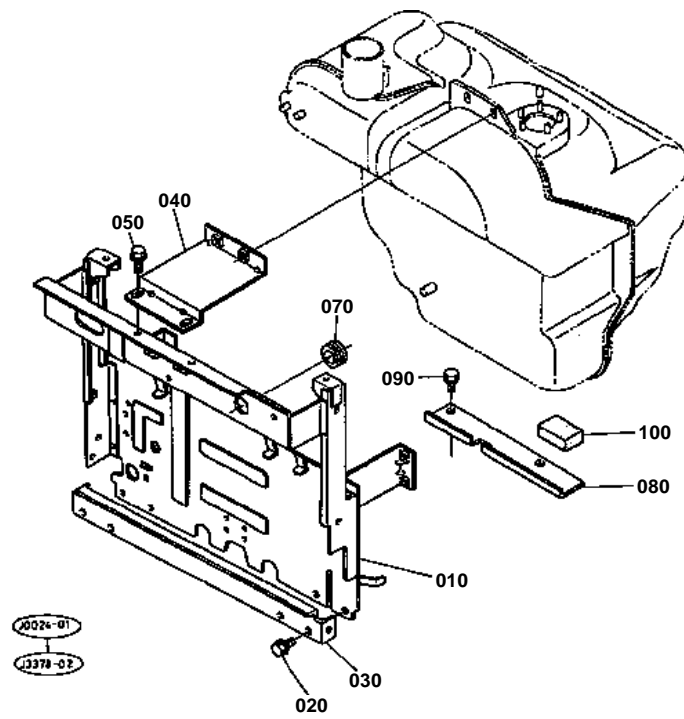


RESERVE TANK

↔ Interchangeable; ≠ not interchangeable; ← new for old; → old for new

REF.No	Part No.	Description	Q'ty	S.No.	I/C	REMARKS	Weight (kgf)	Weight (lb)
010	17355-72380	ASSY TANK,RESERVE	1				0.33	0.726
020	15272-72420	CAP	1				0.03	0.066
030	15272-72430	GASKET	1				0	0
040	17325-72440	PIPE,OVER FLOW WATER	1				0.065	0.143
050	68111-42390	PIPE,WATER OVER FLOW	1				0.04	0.088
060	15501-72470	CLIP,PIPE	2				0.005	0.011
070	15501-88210	LABEL,CAUTION	1				0.005	0.011
080	99999-99999	BLANK	0				0	0
090	34350-29380	BAND,CORD	1				0.001	0.0022
100	32430-13954	STAY,TANK	1				0.125	0.275
110	01754-50816	BOLT,FLANGE	2				0.011	0.0242

SHUTTER

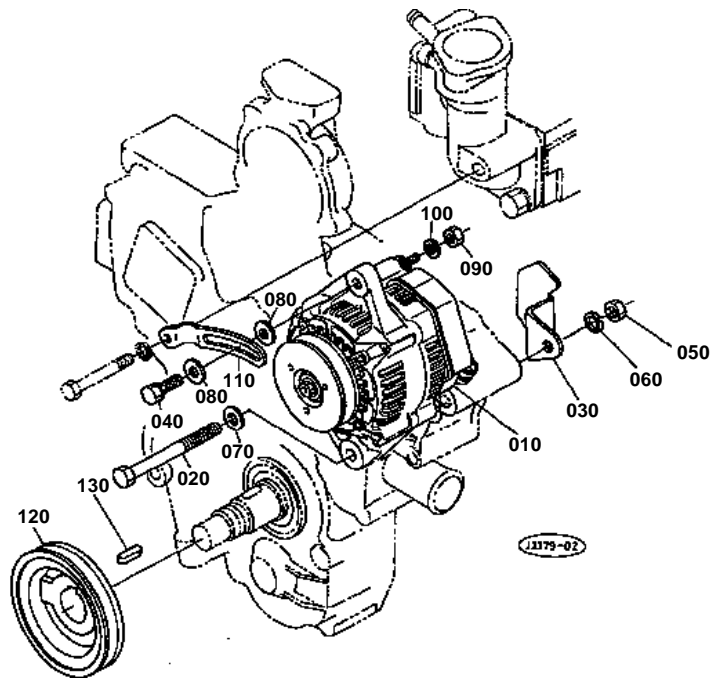




SHUTTER

↔ Interchangeable; ≠ not interchangeable; ← new for old; → old for new

REF.No	Part No.	Description	Q'ty	S.No.	I/C	REMARKS	Weight (kgf)	Weight (lb)
010	35080-35213	PLATE,SHUTTER	1				4.7	10.34
020	01754-50812	BOLT,FLANGE	4				0.01	0.022
030	31351-35230	SUPPORT,SHUTTER	1				0.345	0.759
040	35080-35250	STAY,FUEL TANK	1				0.36	0.792
050	30400-15100	BOLT,FLANGE	2				0.01	0.022
060	99999-99999	BLANK	0				0	0
070	37100-18080	RUBBER,CUSHION	1				0.002	0.0044
080	35080-35260	STAY,FUEL TANK	1				0.18	0.396
090	01123-50816	BOLT	2				0.011	0.0242
100	35080-35180	CUSHION	2				0.03	0.066

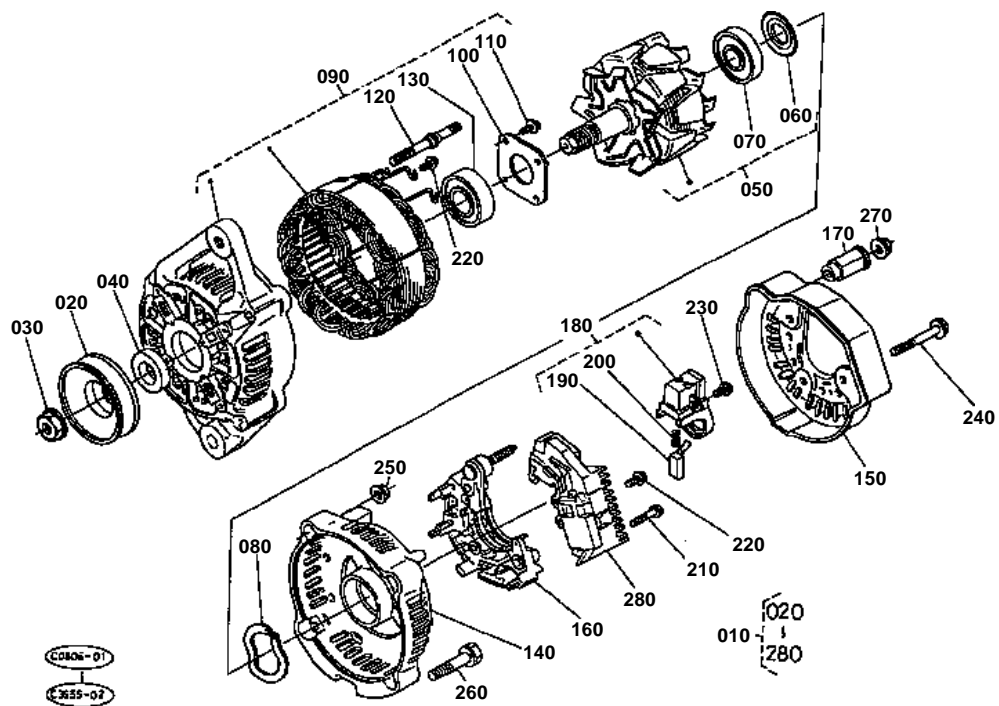




DYNAMO [A]

↔ Interchangeable; ≠ not interchangeable; ← new for old; → old for new

REF.No	Part No.	Description	Q'ty	S.No.	I/C	REMARKS	Weight (kgf)	Weight (lb)
010	16705-64010	ASSY ALTERNATOR	1			REFER TO L.No.0C07-R0 FOR COMPONENTS.	2.75	6.05
020	01173-51000	BOLT	1				0.06	0.132
030	17367-05583	CLAMP,PIPE	1				0.04	0.088
040	01123-50830	BOLT	1				0.015	0.033
050	02156-50100	NUT	1				0.005	0.011
060	04512-50100	WASHER,SPRING	1				0	0
070	04011-50100	WASHER,PLAIN	1				0.002	0.0044
080	04015-50080	WASHER,PLAIN	2				0	0
090	02056-50060	NUT	1				0.002	0.0044
100	04512-50060	WASHER,SPRING	1				0	0
110	16705-64420	STAY,DYNAMO	1				0.1	0.22
120	17331-74280	PULLEY,FAN DRIVE	1				1.3	2.86
130	05712-00720	KEY,FEATHER	1				0.008	0.0176



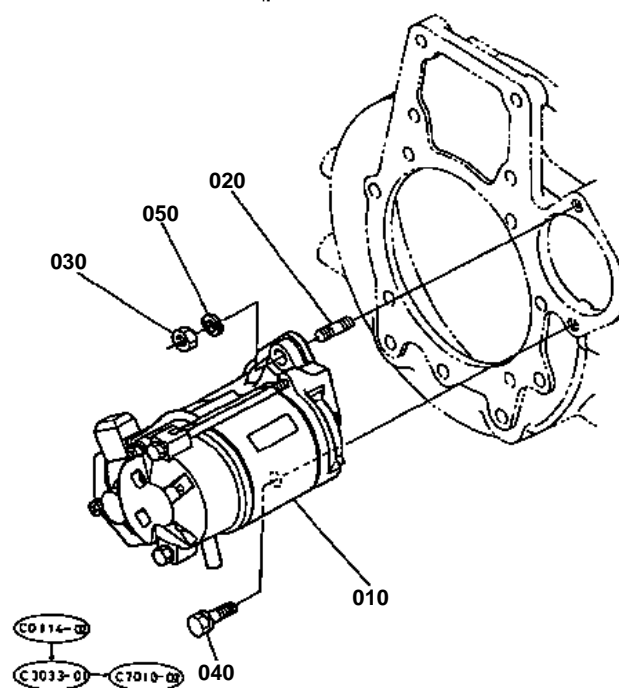


DYNAMO [COMPONENT PARTS] [A]

↔ Interchangeable; ≠ not interchangeable; ← new for old; → old for new

REF.No	Part No.	Description	Q'ty	S.No.	I/C	REMARKS	Weight (kgf)	Weight (lb)
010	16705-64010	ASSY ALTERNATOR	1				2.75	6.05
020	15881-64110	PULLEY,DYNAMO	1				0.16	0.352
030	15881-92010	NUT	1				0.02	0.044
040	15881-64150	COLLAR	1				0.004	0.0088
050	15881-64040	ROTOR	1				1.2	2.64
060	15881-64800	COVER,BEARING	1				0.001	0.0022
070	15881-64770	BEARING,BALL	1				0.04	0.088
080	15881-64810	WASHER,THRUST	1				0.002	0.0044
090	16705-64020	FRAME,DRIVE END	1				1.175	2.585
100	15881-64710	PLATE,RETAINER	1				0.01	0.022
110	15881-93010	SCREW,ROUND HEAD	4				0.003	0.0066
120	15881-64260	BOLT,THROUGH	2				0.01	0.022
130	15881-64780	BEARING,BALL	1				0.05	0.11
140	16241-64060	FRAME,END	1				0.2	0.44
150	16241-64230	COVER,END	1				0.035	0.077
160	16241-64850	ASSY RECTIFIER	1				0.16	0.352
170	16241-64900	BUSH,INSULATION	1				0.007	0.0154
180	15881-64310	HOLDER,BRUSH	1				0.025	0.055
190	15881-64090	BRUSH	2				0.002	0.0044
200	15881-64330	SPRING,BRUSH	2				0.002	0.0044
210	15881-93020	SCREW,ROUND HEAD	2				0.005	0.011
220	15881-93030	SCREW,ROUND HEAD	6				0.003	0.0066
230	15881-93040	SCREW,ROUND HEAD	1				0.003	0.0066
240	15881-91040	BOLT	3				0.005	0.011
250	15881-92020	NUT	2				0.02	0.044
260	15881-91050	BOLT	2				0.01	0.022
270	14182-92030	NUT	1				0.003	0.0066
280	15881-64600	ASSY REGULATOR	1				0.1	0.22

STARTER



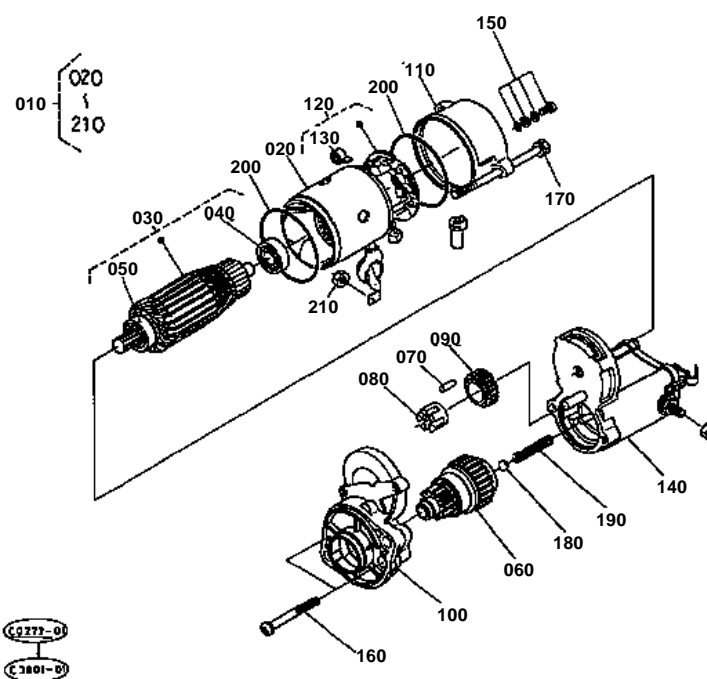


STARTER

↔ Interchangeable; ≠ not interchangeable; ← new for old; → old for new

REF.No	Part No.	Description	Q'ty	S.No.	I/C	REMARKS	Weight (kgf)	Weight (lb)
010	34070-16800	ASSY STARTER	1			REFER TO L.No.0C09-R0 FOR COMPONENTS.	3.4	7.48
020	01517-51028	STUD	1				0.022	0.0484
030	02176-50100	NUT	1				0.005	0.011
040	01133-51030	BOLT	1				0.025	0.055
050	04512-50100	WASHER, SPRING	1				0	0

STARTER [COMPONENT PARTS]

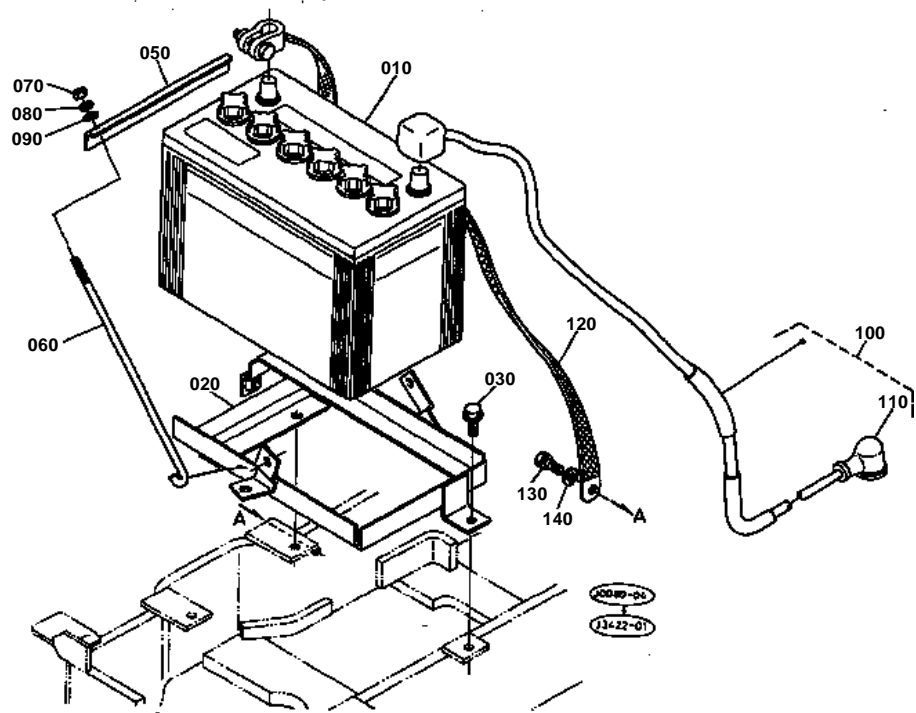


**STARTER [COMPONENT PARTS]**

↔ Interchangeable; ≠ not interchangeable; ← new for old; → old for new

REF.No	Part No.	Description	Q'ty	S.No.	I/C	REMARKS	Weight (kgf)	Weight (lb)
010	34070-16800	ASSY STARTER	1				3.4	7.48
020	11460-63080	YOKE	1				0.8	1.76
030	11460-63070	ARMATURE	1				0.05	0.11
040	11460-63530	BEARING,BALL	1				0.02	0.044
050	11460-63500	BEARING,BALL	1				0.03	0.066
060	34070-16810	ASSY CLUTCH	1				0.565	1.243
070	19212-63100	ROLLER	5				0.002	0.0044
080	11460-63110	RETAINER	1				0.01	0.022
090	11460-63270	GEAR	1				0.04	0.088
100	34070-16830	ASSY HOUSING	1				0.405	0.891
110	34070-16840	ASSY FRAME,END	1				0.1	0.22
120	11470-63380	ASSY HOLDER,BRUSH	1				0.3	0.66
130	11460-63390	SPRING,BRUSH	4				0.01	0.022
140	34070-16850	ASSY SWITCH,MAGNETO	1				0.955	2.101
150	15511-63760	ASSY BOLT	2				0.005	0.011
160	11460-93310	BOLT	2				0.01	0.022
170	11460-63320	BOLT,THROUGH	2				0.02	0.044
180	19212-97130	BALL	1				0.003	0.0066
190	11460-63120	SPRING	1				0.01	0.022
200	15511-96660	O RING	2				0.005	0.011
210	13963-92010	NUT,HEXAGON	1				0.005	0.011

BATTERY



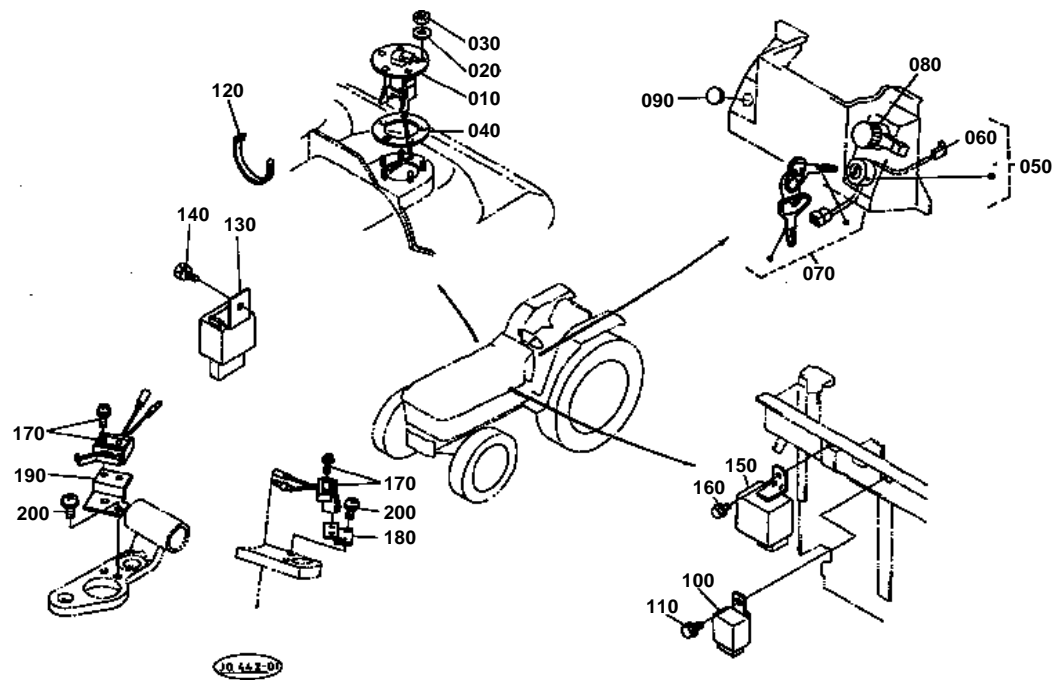


BATTERY

↔ Interchangeable; ≠ not interchangeable; ← new for old; → old for new

REF.No	Part No.	Description	Q'ty	S.No.	I/C	REMARKS	Weight (kgf)	Weight (lb)
010	35060-33100	BATTERY, DRY(DR)	1				12.5	27.5
020	35080-13810	SUPPORT, BATTERY	1				1.13	2.486
030	01754-50816	BOLT, FLANGE	3				0.011	0.0242
040	99999-99999	BLANK	0				0	0
050	31351-33110	RETAINER, BATTERY	1				0.11	0.242
060	34150-33290	BOLT, HOOK	2				0.055	0.121
070	02014-50060	NUT	2				0.003	0.0066
080	04512-50060	WASHER, SPRING	2				0	0
090	04015-50060	WASHER, PLAIN	2				0	0
100	31341-33330	CORD, BATTERY	1				0.42	0.924
110	31351-94030	CAP, BATTERY RUBBER	1				0.01	0.022
120	31351-33340	CORD, EARTH	1				0	0
130	01123-50814	BOLT	1				0	0
140	04013-50080	WASHER, PLAIN	1				0	0

SWITCH



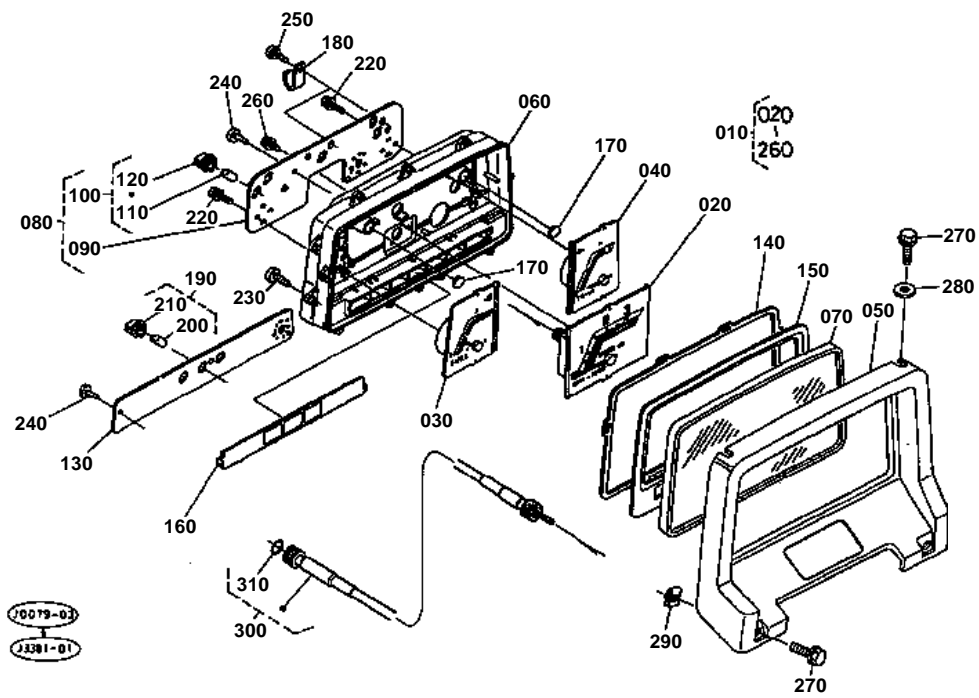


SWITCH

↔ Interchangeable; ≠ not interchangeable; ← new for old; → old for new

REF.No	Part No.	Description	Q'ty	S.No.	I/C	REMARKS	Weight (kgf)	Weight (lb)
010	35080-31200	UNIT FUEL	1				0.23	0.506
020	04013-50050	WASHER,PLAIN	5				0	0
030	02054-50050	NUT	5				0.002	0.0044
040	36330-75310	GASKET	1				0.005	0.011
050	35080-31820	SWITCH,MAIN	1				0.3	0.66
060	35080-31830	HARNESS,MAIN SWITCH	1				0.02	0.044
070	35260-31852	ASSY KEY,MAIN SWITCH	1				0.02	0.044
080	31351-32100	SWITCH,COMBINATION	1				0.105	0.231
090	30430-82670	PLUG,BLIND	1				0.001	0.0022
100	35800-75070	RELAY,STARTER	1				0.08	0.176
110	01754-50610	BOLT,FLANGE	1				0.006	0.0132
120	55311-41260	BAND,CORD	1				0.007	0.0154
130	32400-33700	HAZARD UNIT	1				0.07	0.154
140	01202-50616	BOLT	1				0.006	0.0132
150	31351-31410	TIMER	1				0	0
160	01754-50610	BOLT,FLANGE	1				0.006	0.0132
170	30442-74930	SWITCH,MARKER	2				0.015	0.033
180	35080-32213	STAY,NEUTRAL SWITCH	1				0.015	0.033
190	35080-32232	STAY,NEUTRAL SWITCH	1				0.01	0.022
200	03024-50508	SCREW,WITH WASHER	4				0.002	0.0044

PANEL

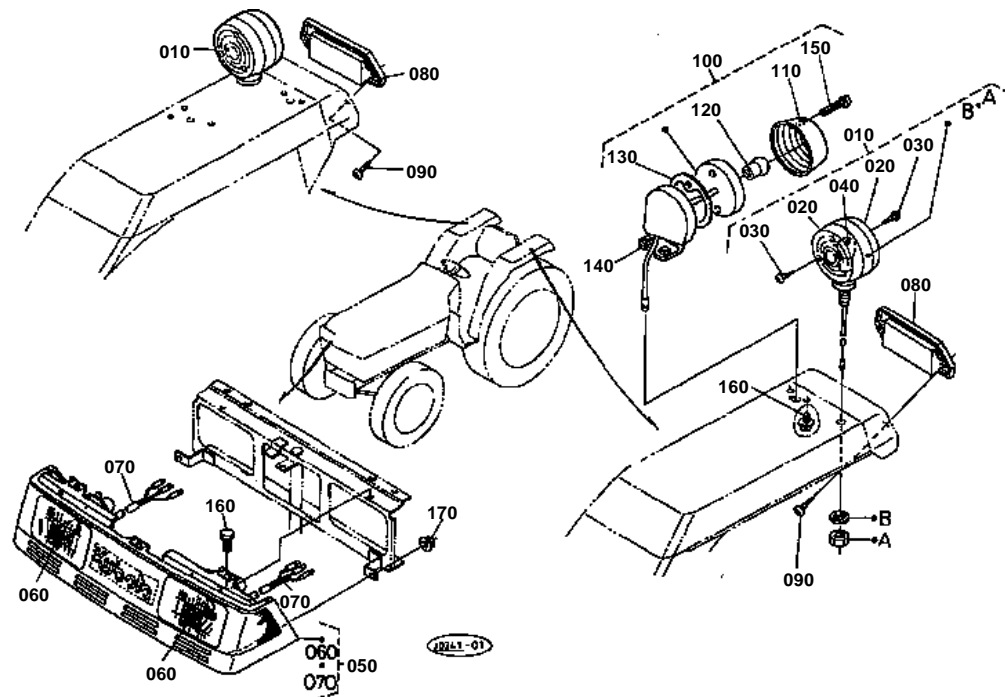




PANEL

↔ Interchangeable; ≠ not interchangeable; ← new for old; → old for new

REF.No	Part No.	Description	Q'ty	S.No.	I/C	REMARKS	Weight (kgf)	Weight (lb)
010	35080-31120	ASSY BOARD,PANEL	1				1.5	3.3
020	35080-93710	ASSY TACHOMETER	1				0.22	0.484
030	34670-93720	ASSY GAUGE,FUEL	1				0.06	0.132
040	34670-93730	ASSY GAUGE,TEMP.	1				0.12	0.264
050	31351-93740	HOOD	1				0.46	1.012
060	34670-93750	CASE	1				0.47	1.034
070	31351-93760	GLASS,WITH GASKET	1				0.475	1.045
080	34670-93770	ASSY PLATE	1				0.185	0.407
090	34670-93780	ASSY PLATE,SUB	1				0.05	0.11
100	38240-31460	ASSY LAMP	5				0.015	0.033
110	38240-31470	BULB	5				0.01	0.022
120	38240-31480	SOCKET	5				0.001	0.0022
130	35080-93780	ASSY PLATE	1				0.03	0.066
140	31351-93790	GASKET,RUBBER	1				0.055	0.121
150	31351-93800	PLATE,WIND	1				0.18	0.396
160	35080-93810	LENS	1				0.04	0.088
170	31351-93820	LENS	2				0.005	0.011
180	31351-93850	CLAMP	2				0.04	0.088
190	38240-31460	ASSY LAMP	3				0.015	0.033
200	38240-31470	BULB	3				0.01	0.022
210	38240-31480	SOCKET	3				0.001	0.0022
220	32530-94930	SCREW,WITH WASHER	6				0.005	0.011
230	03514-50420	SCREW	11				0.002	0.0044
240	35533-76210	SCREW	6				0.002	0.0044
250	35533-76180	SCREW	2				0.001	0.0022
260	32530-94900	SCREW,WITH WASHER	2				0.002	0.0044
270	31351-18790	BOLT,FLANGE	4				0.007	0.0154
280	31351-18860	WASHER	2				0.002	0.0044
290	38240-29250	NUT,SPRING	2				0.005	0.011
300	31341-34654	CABLE,FLEXIBLE	1				0.2	0.44
310	04811-10080	O RING	1				0.001	0.0022

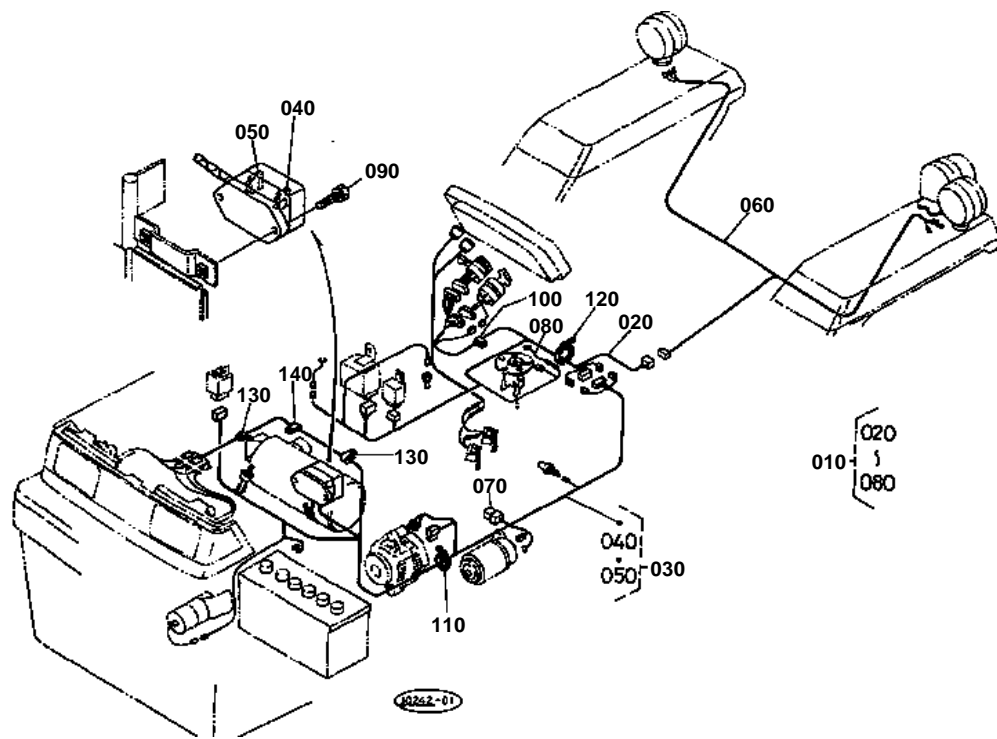




LIGHT

↔ Interchangeable; ≠ not interchangeable; ← new for old; → old for new

REF.No	Part No.	Description	Q'ty	S.No.	I/C	REMARKS	Weight (kgf)	Weight (lb)
010	32530-33610	ASSY LIGHT,HAZARD	2				0.5	1.1
020	32530-91510	LENS,HAZARD LIGHT	4				0.085	0.187
030	32530-91520	SCREW	12				0.001	0.0022
040	32530-91530	BULB,LIGHT	2				0.02	0.044
050	35080-33370	ASSY LIGHT,HEAD	1				1.5	3.3
060	38430-33870	BULB	2				0.023	0.0506
070	34670-93600	COMP.CORD,SOCKET	2				0.065	0.143
080	31351-33900	ASSY REFLECTOR	2				0.088	0.1936
090	03514-50510	SCREW	4				0.002	0.0044
100	34350-34100	ASSY LIGHT,TAIL	1				0.13	0.286
110	34350-34120	LENS,TAIL LIGHT	1				0.05	0.11
120	34350-34140	BULB,TAIL LIGHT	1				0.008	0.0176
130	34350-99220	GASKET,LENS	1				0.01	0.022
140	32480-34190	HOLDER,TAIL LIGHT	1				0.15	0.33
150	03056-50335	SCREW	2				0.001	0.0022
160	01754-50612	BOLT,FLANGE	2				0.005	0.011
170	02751-50060	NUT,FLANGE	2				0.005	0.011



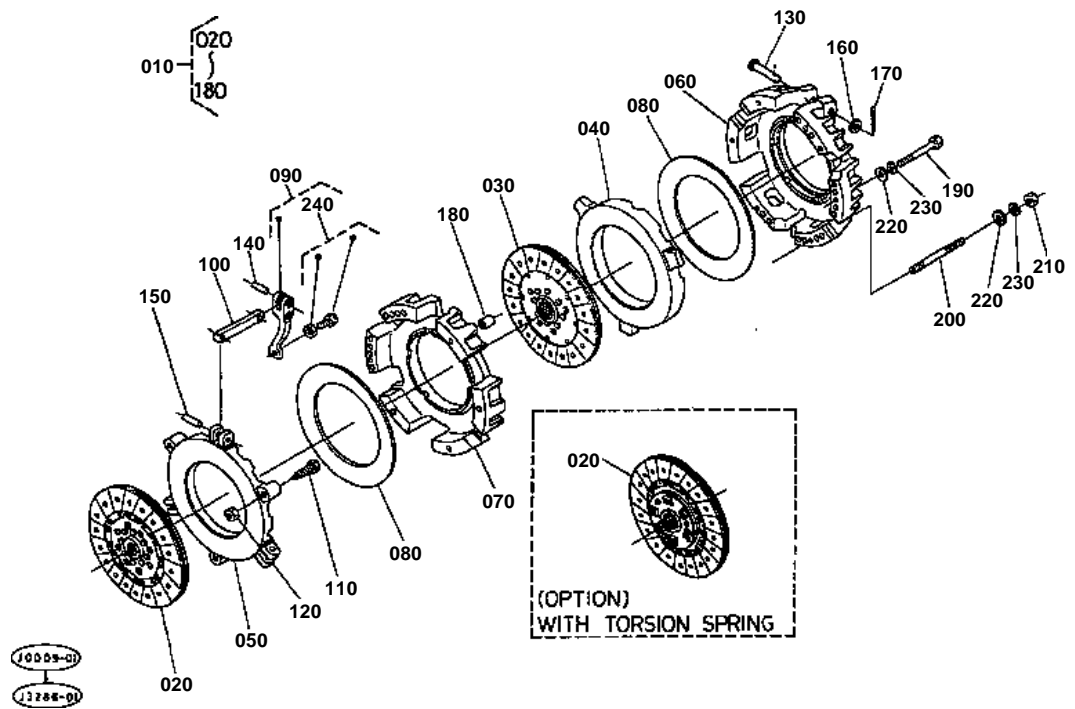


ELECTRICAL WIRING [A]

↔ Interchangeable; ≠ not interchangeable; ← new for old; → old for new

REF.No	Part No.	Description	Q'ty	S.No.	I/C	REMARKS	Weight (kgf)	Weight (lb)
010	35060-31600	ASSY WIRE HARNESS	1				1.355	2.981
020	35080-31620	WIRE HARNESS	1				0.63	1.386
030	35060-31630	WIRE HARNESS	1				0.56	1.232
040	31351-33630	FUSE	5			10A	0.002	0.0044
050	31351-33640	FUSE	3			15A	0.002	0.0044
060	32430-31340	WIRE HARNESS	1				0.155	0.341
070	34670-34530	FUSE	1				0.003	0.0066
080	31351-31352	WIRE HARNESS	1				0.005	0.011
090	01023-50616	BOLT	2				0.005	0.011
100	79153-35380	CLAMP	2				0.02	0.044
110	55311-41260	BAND,CORD	1				0.007	0.0154
120	53581-64150	BAND,CORD	1				0.002	0.0044
130	13816-67580	CLAMP,CORD	2				0.004	0.0088
140	13824-67580	CLAMP,CORD	1				0.006	0.0132

CLUTCH [DUAL CLUTCH]



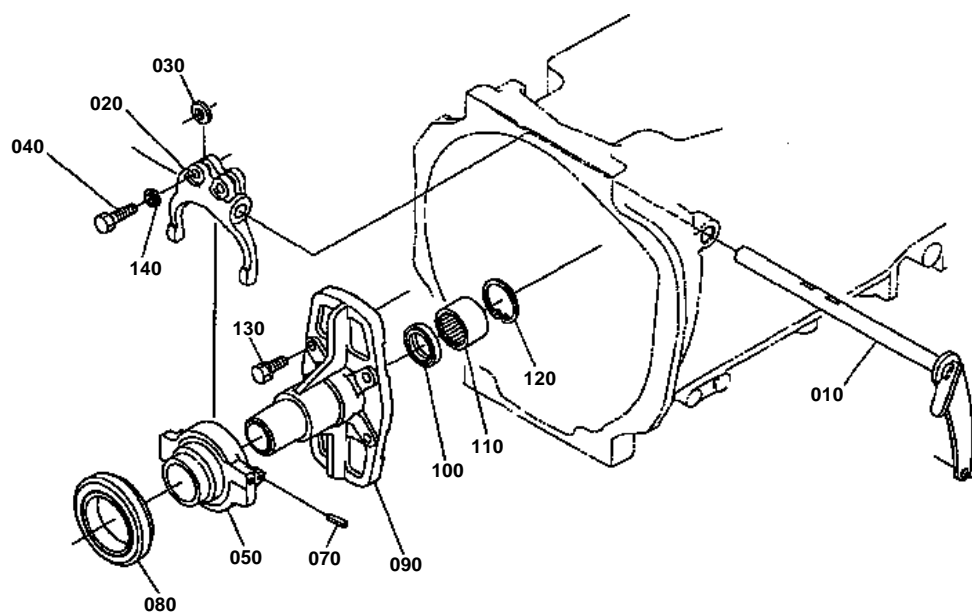


CLUTCH [DUAL CLUTCH]

↔ Interchangeable; ≠ not interchangeable; ← new for old; → old for new

REF.No	Part No.	Description	Q'ty	S.No.	I/C	REMARKS	Weight (kgf)	Weight (lb)
010	32420-14200	ASSY CLUTCH,DUAL	1				0	0
020	32420-14400	COMP.DISK,CLUTCH	1				0	0
020	32420-99132	DISK,CLUTCH	1			OPTION	1.17	2.574
030	38260-14450	COMP.DISK,CLUTCH	1				0	0
040	38260-14430	PLATE,PRESSURE	1				2.1	4.62
050	35290-14440	PLATE,PRESSURE	1				2.1	4.62
060	38260-14410	COVER,CLUTCH	1				4.7	10.34
070	38260-14420	COVER,CLUTCH	1				4.72	10.384
080	38260-14520	SPRING,DIAPHRAGM	2				0.318	0.6996
090	35290-99030	KIT LEVER,RELEASE	1				0.415	0.913
100	38260-14530	COMP ROD,RELEASE	3				0.08	0.176
110	35290-14580	BOLT	3				0.035	0.077
120	02176-50100	NUT	3				0.005	0.011
130	38260-14560	PIN,JOINT	3				0.022	0.0484
140	34370-14570	PIN,STRAIGHT	3				0.016	0.0352
150	38260-14580	PIN,STRAIGHT	3				0.015	0.033
160	04012-50080	WASHER,PLAIN	3				0.001	0.0022
170	38260-14590	PIN,SPLIT	3				0.001	0.0022
180	38260-14570	PIPE,KNOCK	2				0.007	0.0154
190	01153-50800	BOLT	4				0.036	0.0792
200	32530-14590	STUD	2				0.045	0.099
210	02156-50080	NUT	2				0.004	0.0088
220	04013-50080	WASHER,PLAIN	6				0	0
230	04512-50080	WASHER,SPRING	6				0.001	0.0022
240	35290-14600	KIT,BOLT NUT	1				0.05	0.11

CLUTCH LEVER [WITH DUAL CLUTCH]



00010-02

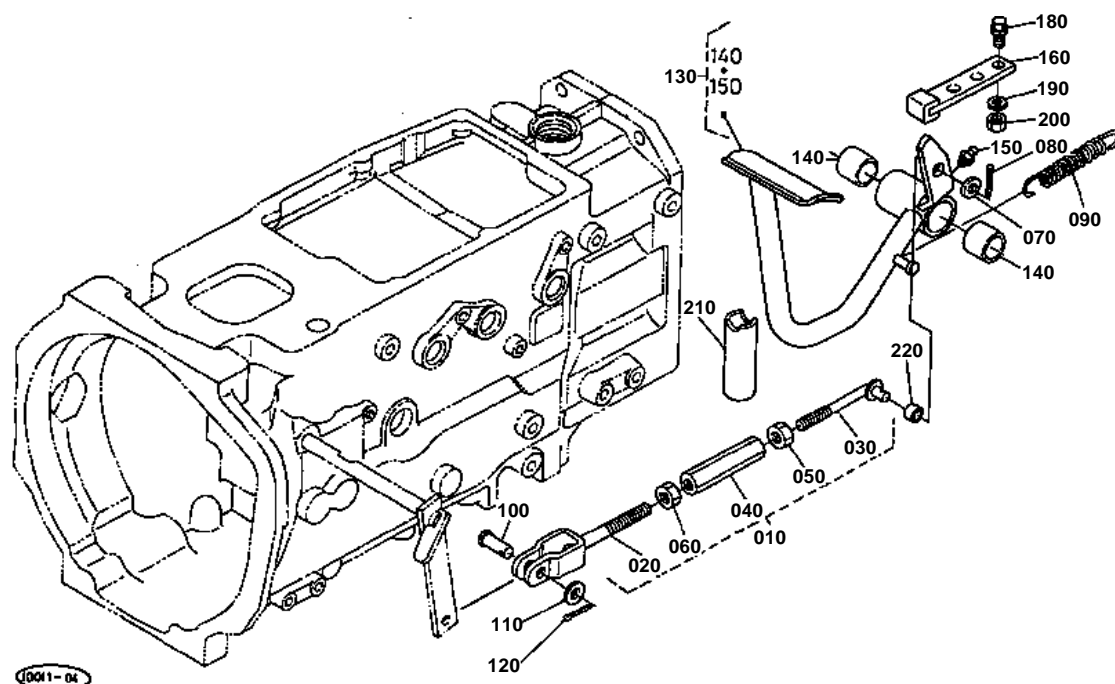


CLUTCH LEVER [WITH DUAL CLUTCH]

↔ Interchangeable; ≠ not interchangeable; ← new for old; → old for new

REF.No	Part No.	Description	Q'ty	S.No.	I/C	REMARKS	Weight (kgf)	Weight (lb)
010	31351-14710	LEVER,CLUTCH	1				0.59	1.298
020	38430-14720	FORK,CLUTCH RELEASE	1				0.41	0.902
030	31150-14780	KEY,FORK	2				0.003	0.0066
040	31351-14750	BOLT	2				0.017	0.0374
050	31351-14813	HUB,CLUTCH RELEASE	1				0.45	0.99
060	99999-99999	BLANK	0				0	0
070	05411-00312	PIN,SPRING	2				0.001	0.0022
080	38430-14820	BEARING,THRUST BALL	1				0.27	0.594
090	31351-15450	CASE,SHAFT	1				0.53	1.166
100	09500-35477	SEAL,OIL	1				0.012	0.0264
110	08813-84820	BEARING,NEEDLE	1				0.06	0.132
120	31351-15460	CIR-CLIP,INTERNAL	1				0.004	0.0088
130	01123-50830	BOLT	4				0.015	0.033
140	04512-50080	WASHER,SPRING	2				0.001	0.0022

CLUTCH PEDAL [WITH DUAL CLUTCH]



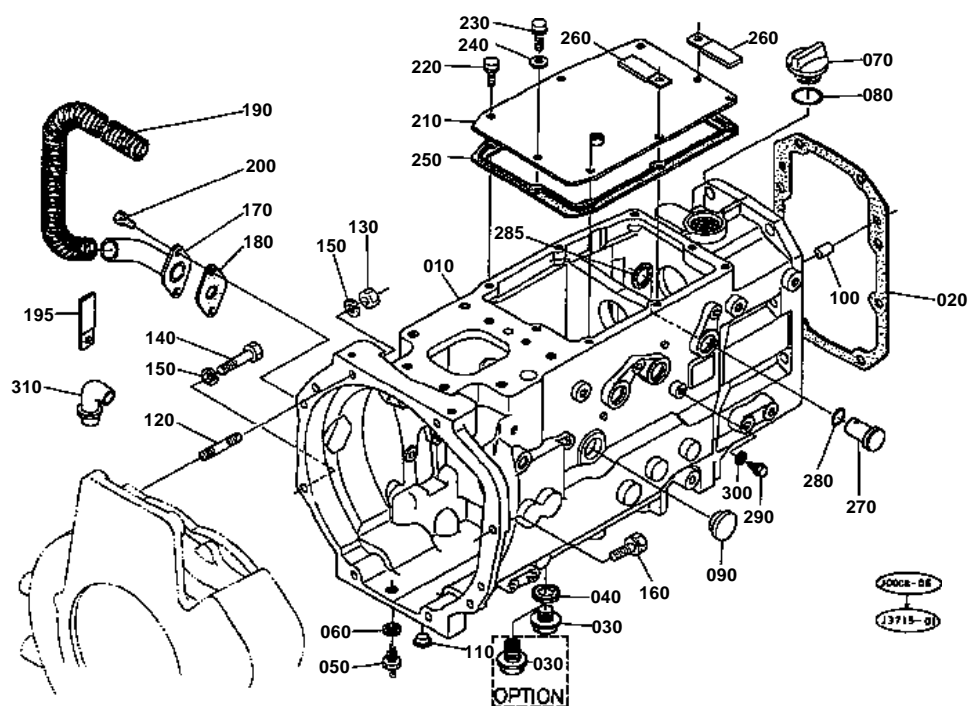


CLUTCH PEDAL [WITH DUAL CLUTCH]

↔ Interchangeable; ≠ not interchangeable; ← new for old; → old for new

REF.No	Part No.	Description	Q'ty	S.No.	I/C	REMARKS	Weight (kgf)	Weight (lb)
010	32430-15603	ASSY ROD,CLUTCH	1				0.34	0.748
020	31395-83080	ROD,CLUTCH	1				0.11	0.242
030	32430-15643	ROD,CLUTCH	1				0.11	0.242
040	37720-28980	TURNBUCKLE	1				0.099	0.2178
050	37720-28990	NUT	1				0.008	0.0176
060	02172-50120	NUT	1				0.01	0.022
070	04013-50120	WASHER,PLAIN	1				0	0
080	05511-50425	PIN,SPLIT	1				0.003	0.0066
090	37150-15840	SPRING	1				0.06	0.132
100	05112-50822	PIN,JOINT	1				0.01	0.022
110	04012-50080	WASHER,PLAIN	1				0.001	0.0022
120	05511-50220	PIN,SPLIT	1				0.001	0.0022
130	32420-15702	ASSY PEDAL,CLUTCH	1				1.48	3.256
140	38180-28670	BUSH	2				0.02	0.044
150	06613-10675	NIPPLE,GREASE	1				0.003	0.0066
160	31351-15934	STOPPER,PEDAL	1				0.1	0.22
170	99999-99999	BLANK	0				0	0
180	01754-50820	BOLT,FLANGE	2				0.015	0.033
190	04512-50080	WASHER,SPRING	2				0.001	0.0022
200	02114-50080	NUT	2				0.005	0.011
210	32430-15950	PIECE,DISTANCE	1				0.05	0.11
220	32440-15732	BUSH	1				0.001	0.0022

CLUTCH HOUSING [WITH DUAL CLUTCH]



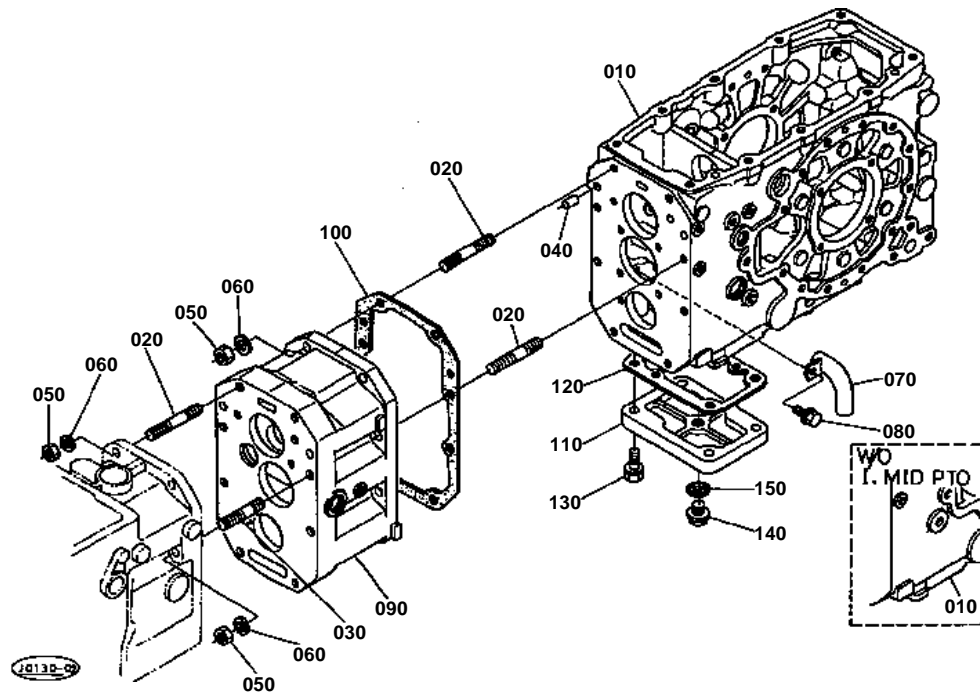


CLUTCH HOUSING [WITH DUAL CLUTCH]

↔ Interchangeable; ≠ not interchangeable; ← new for old; → old for new

REF.No	Part No.	Description	Q'ty	S.No.	I/C	REMARKS	Weight (kgf)	Weight (lb)
010	32430-14137	HOUSING,CLUTCH	1				51	112.2
020	35340-14140	GASKET	1				0.01	0.022
030	15512-96010	PLUG	1				0.101	0.2222
030	32420-67020	PLUG,MAGNET	1			OPTION	0.115	0.253
040	04717-02150	WASHER,WITH RUBBER	1				0.004	0.0088
050	32430-14270	KIT PLUG	1				0.04	0.088
060	04512-50140	WASHER,SPRING	1				0	0
070	38430-21410	PLUG	1				0.045	0.099
080	04811-50300	O RING	1				0.001	0.0022
090	38240-14210	GAUGE,OIL	1				0.01	0.022
100	05012-01022	PIN,STRAIGHT	2				0.014	0.0308
110	32210-27580	PLUG,BLIND	10				0.001	0.0022
120	31351-14120	STUD	3				0.05	0.11
130	02118-50100	NUT	3				0.005	0.011
140	01173-51065	BOLT	4				0.04	0.088
150	04512-50100	WASHER,SPRING	7				0	0
160	01133-51040	BOLT	1				0.03	0.066
170	32430-14170	COVER,HOUSING	1				0.14	0.308
180	32430-14180	GASKET	1				0.01	0.022
190	35080-14190	TUBE	1				0.03	0.066
195	13824-67580	CLAMP,CORD	1				0.006	0.0132
200	01123-50816	BOLT	2				0.011	0.0242
210	31351-14210	COVER	1				0.89	1.958
220	01123-50814	BOLT	7				0	0
230	01754-50816	BOLT,FLANGE	1				0.011	0.0242
240	04717-00800	WASHER,WITH RUBBER	1				0.001	0.0022
250	31351-14220	GASKET	1				0.005	0.011
260	13816-67580	CLAMP,CORD	2				0.004	0.0088
270	35080-23370	PIN,JOINT	1			W/O CREEP	0.1	0.22
280	04811-00200	O RING	1			W/O CREEP	0.001	0.0022
285	35080-23350	CLIP	1			W/O CREEP	0.005	0.011
290	01754-50812	BOLT,FLANGE	1			W/O CREEP	0.01	0.022
300	04717-00800	WASHER,WITH RUBBER	1			W/O CREEP	0.001	0.0022
310	32430-14990	BREATHING	1				0.025	0.055

TRANSMISSION CASE



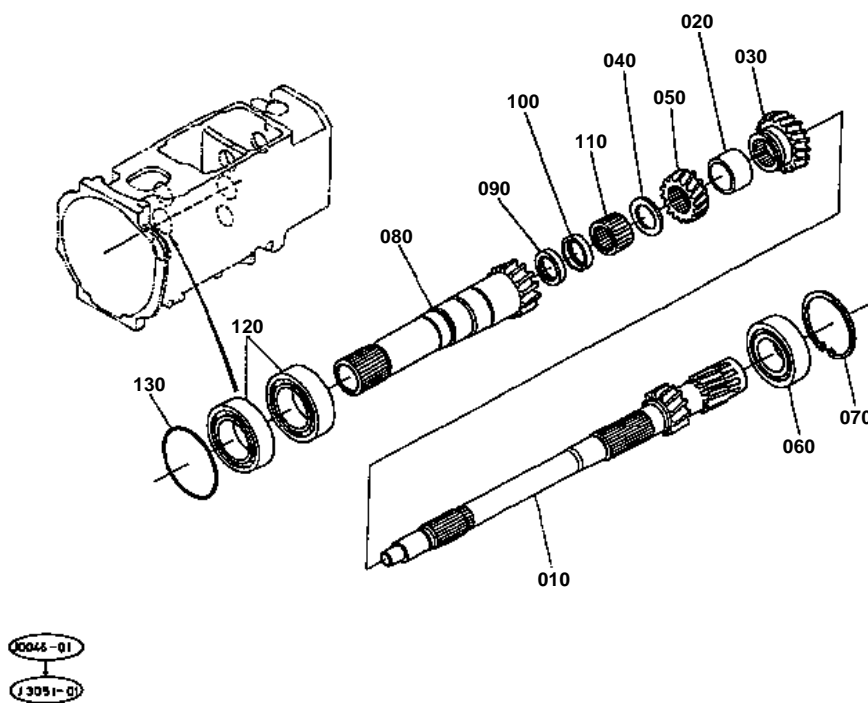


TRANSMISSION CASE

↔ Interchangeable; ≠ not interchangeable; ← new for old; → old for new

REF.No	Part No.	Description	Q'ty	S.No.	I/C	REMARKS	Weight (kgf)	Weight (lb)
010	35060-21110	CASE,TRANSMISSION	1			[A] WITH I.MID PTO	0	0
020	01574-51235	STUD	15				0	0
030	01574-51260	STUD	1				0	0
040	05012-01018	PIN,STRAIGHT	2				0.012	0.0264
050	02176-50120	NUT	8				0.01	0.022
060	04512-50120	WASHER,SPRING	8				0	0
070	32430-21250	PIPE	1				0.065	0.143
080	01754-50812	BOLT,FLANGE	1				0.01	0.022
090	32420-21150	CASE,MID	1				11.6	25.52
100	35340-14140	GASKET	1				0.01	0.022
110	37150-21272	COVER	1				0.33	0.726
120	37150-21282	GASKET	1				0	0
130	01133-51235	BOLT	4				0.05	0.11
140	06331-35012	PLUG	1				0.022	0.0484
150	04717-01200	WASHER,WITH RUBBER	1				0.002	0.0044

MAIN SHAFT [WITH DUAL CLUTCH]

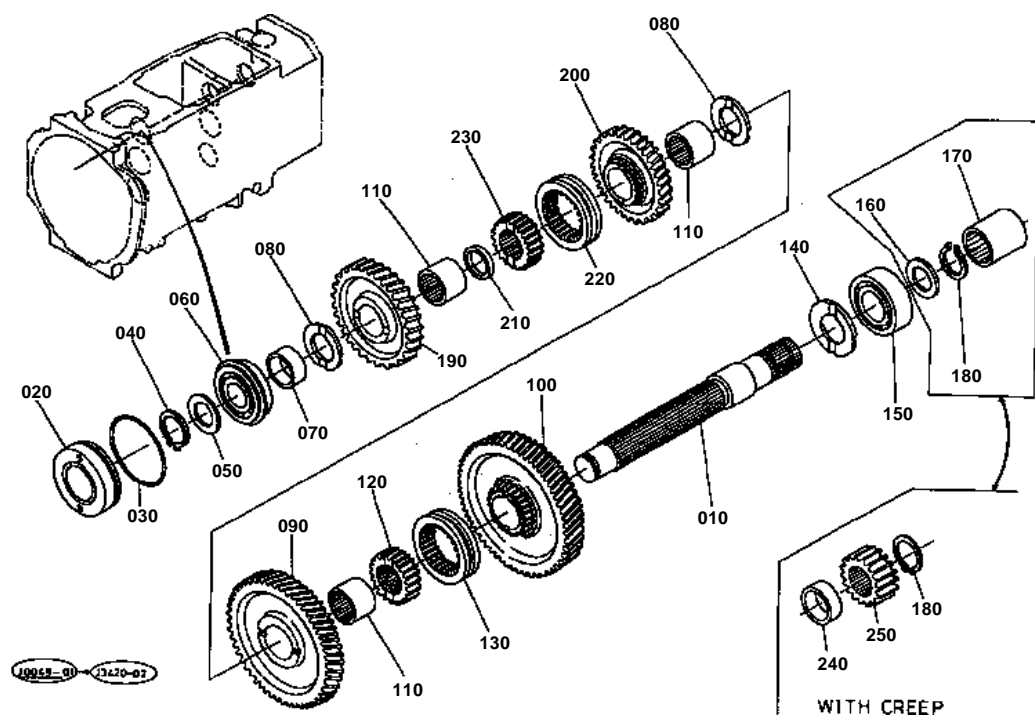


**MAIN SHAFT [WITH DUAL CLUTCH]**

↔ Interchangeable; ≠ not interchangeable; ← new for old; → old for new

REF.No	Part No.	Description	Q'ty	S.No.	I/C	REMARKS	Weight (kgf)	Weight (lb)
010	32440-21620	SHAFT,MAIN	1				1.74	3.828
020	35080-21560	COLLAR	1				0.05	0.11
030	32420-21520	GEAR	1			22T	0.34	0.748
040	31351-21550	WASHER	1				0.002	0.0044
050	32430-21542	GEAR	1			18T	0.195	0.429
060	64441-22170	BEARING,BALL	1				0.24	0.528
070	04611-00620	CIR-CLIP,INTERNAL	1				0.011	0.0242
080	31351-21350	GEAR-SHAFT	1			16T	0.89	1.958
090	36730-24330	SEAL,FIRST SHAFT	1				0.005	0.011
100	31351-21370	GUIDE	1				0.05	0.11
110	08822-53117	BEARING,NEEDLE	1				0.025	0.055
120	08101-06008	BEARING,BALL	2				0.19	0.418
130	04811-10710	O RING	1				0.001	0.0022

COUNTERSHAFT 1 [CONSTANT MESH]



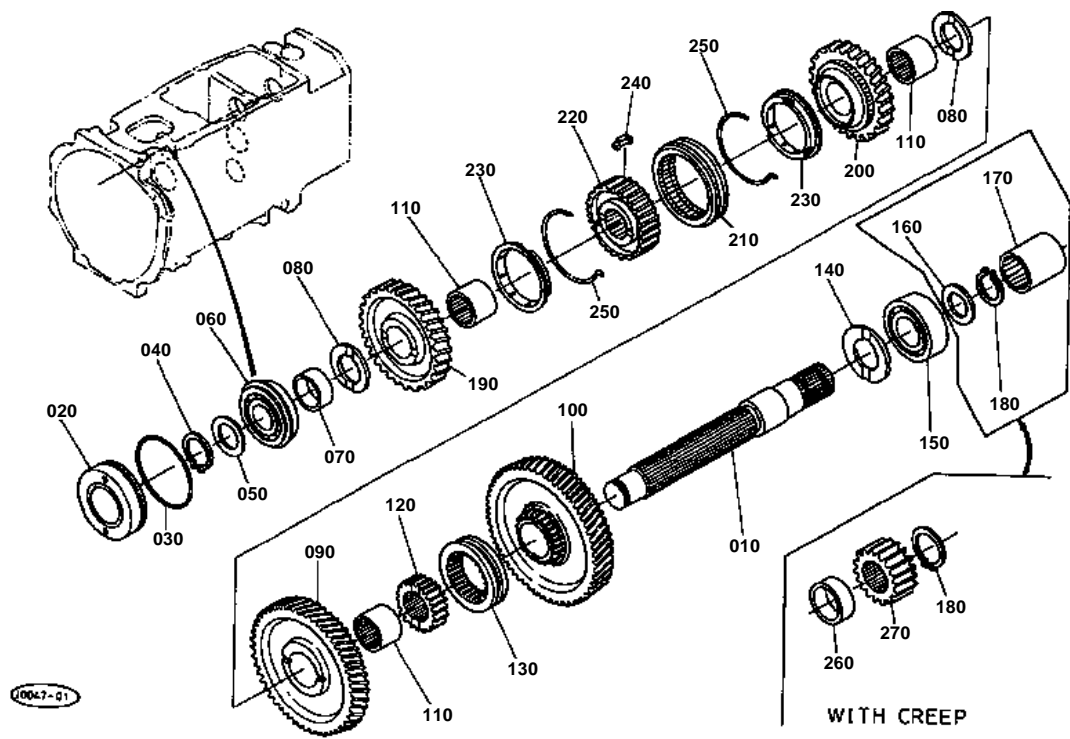


COUNTERSHAFT 1 [CONSTANT MESH]

↔ Interchangeable; ≠ not interchangeable; ← new for old; → old for new

REF.No	Part No.	Description	Q'ty	S.No.	I/C	REMARKS	Weight (kgf)	Weight (lb)
010	31351-21610	COUNTERSHAFT	1				1.02	2.244
020	38240-21650	COVER,BEARING	1			W/O WET CLUTCH	0.09	0.198
030	04811-50550	O RING	1			W/O WET CLUTCH	0.002	0.0044
040	37150-21551	CIR-CLIP,EXTERNAL	1				0.005	0.011
050	34150-21560	WASHER	1			2.0MM	0.01	0.022
050	38450-23780	WASHER	1			2.3MM	0.01	0.022
050	38450-23790	WASHER	1			2.5MM	0.01	0.022
060	08151-06205	BEARING,BALL	1				0.131	0.2882
070	32430-21770	COLLAR	1				0.045	0.099
080	31351-21760	COLLAR,THRUST	2				0.03	0.066
090	31351-21730	GEAR	1			42T	1	2.2
100	31351-21740	GEAR	1			45T	1.09	2.398
110	31351-21790	RING,INNER	3				0.05	0.11
120	31351-21780	BOSS,SPLINE	1				0.08	0.176
130	31351-21750	SHIFTER	1				0.14	0.308
140	38240-21760	COLLAR,THRUST	1				0.02	0.044
150	67311-14520	BEARING,BALL	1				0.125	0.275
160	32430-21290	COLLAR	1			W/O CREEP	0.02	0.044
170	35300-21660	COUPLING	1			W/O CREEP	0.19	0.418
180	37150-21551	CIR-CLIP,EXTERNAL	1				0.005	0.011
190	32430-21712	GEAR	1			37T	0.75	1.65
200	32430-21720	GEAR	1			32T	0.51	1.122
210	32430-21490	COLLAR	1				0	0
220	31351-21750	SHIFTER	1				0.14	0.308
230	31351-21780	BOSS,SPLINE	1				0.08	0.176
240	31351-21770	COLLAR	1			WITH CREEP	0.02	0.044
250	31351-21660	GEAR	1			WITH CREEP 14T	0.08	0.176

COUNTERSHAFT 1 [SYNCHRO MESH]



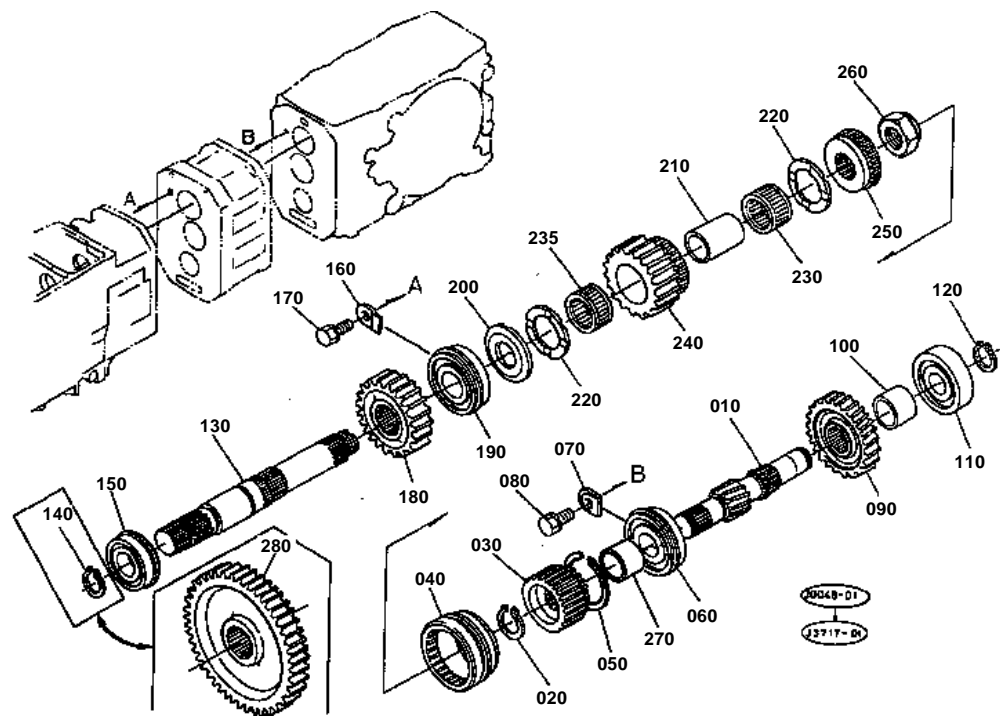


COUNTERSHAFT 1 [SYNCHRO MESH]

↔ Interchangeable; ≠ not interchangeable; ← new for old; → old for new

REF.No	Part No.	Description	Q'ty	S.No.	I/C	REMARKS	Weight (kgf)	Weight (lb)
010	31351-21610	COUNTERSHAFT	1				1.02	2.244
020	38240-21650	COVER,BEARING	1				0.09	0.198
030	04811-50550	O RING	1				0.002	0.0044
040	37150-21551	CIR-CLIP,EXTERNAL	1				0.005	0.011
050	34150-21560	WASHER	1			2.0MM	0.01	0.022
050	38450-23780	WASHER	1			2.3MM	0.01	0.022
050	38450-23790	WASHER	1			2.5MM	0.01	0.022
060	08151-06205	BEARING,BALL	1				0.131	0.2882
070	32430-21770	COLLAR	1				0.045	0.099
080	31351-21760	COLLAR,THRUST	2				0.03	0.066
090	31351-21730	GEAR	1			42T	1	2.2
100	31351-21740	GEAR	1			45T	1.09	2.398
110	31351-21790	RING,INNER	3				0.05	0.11
120	31351-21780	BOSS,SPLINE	1				0.08	0.176
130	31351-21750	SHIFTER	1				0.14	0.308
140	38240-21760	COLLAR,THRUST	1				0.02	0.044
150	67311-14520	BEARING,BALL	1				0.125	0.275
160	32430-21290	COLLAR	1			W/O CREEP	0.02	0.044
170	35300-21660	COUPLING	1			W/O CREEP	0.19	0.418
180	37150-21551	CIR-CLIP,EXTERNAL	1				0.005	0.011
190	32430-21472	GEAR	1			37T	0.83	1.826
200	32430-21482	GEAR	1			32T	0.675	1.485
210	32430-21410	SHIFTER	1				0	0
220	32430-21422	COUPLING	1				0.3	0.66
230	32430-21432	RING,SYNCHRONIZER	2				0.045	0.099
240	32430-21440	KEY,SYNCHRONIZER	3				0.004	0.0088
250	32430-21460	SPRING	2				0.003	0.0066
260	32430-21650	COLLAR,CREEP	1			WITH CREEP	0.01	0.022
270	31351-21660	GEAR	1			WITH CREEP 14T	0.08	0.176

COUNTERSHAFT 2

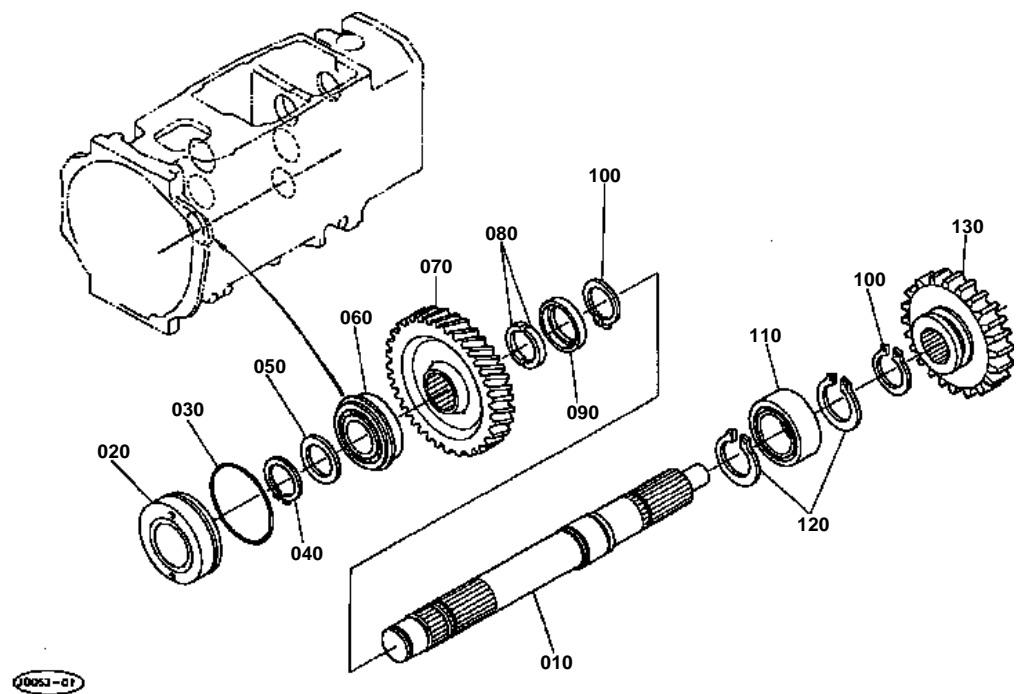




COUNTERSHAFT 2

↔ Interchangeable; ≠ not interchangeable; ← new for old; → old for new

REF.No	Part No.	Description	Q'ty	S.No.	I/C	REMARKS	Weight (kgf)	Weight (lb)
010	32420-21910	SHAFT,GEAR	1			13T	0.885	1.947
020	37150-21551	CIR-CLIP,EXTERNAL	1				0.005	0.011
030	35260-23270	BOSS,SPLINE	1				0.3	0.66
040	35260-23299	SHIFTER	1				0.325	0.715
050	35260-23280	CLIP	1				0	0
060	08151-06305	BEARING,BALL	1				0.233	0.5126
070	34150-21942	RETAINER,BEARING	1				0.035	0.077
080	01123-50820	BOLT	1				0.011	0.0242
090	32430-21922	GEAR	1			28T	0.585	1.287
100	32430-21990	COLLAR	1				0.1	0.22
110	08101-06305	BEARING,BALL	1				0.23	0.506
120	37150-21551	CIR-CLIP,EXTERNAL	1				0.005	0.011
130	32420-22510	COUNTERSHAFT	1				1.12	2.464
140	37150-21551	CIR-CLIP,EXTERNAL	1			W/O CREEP	0.005	0.011
150	08151-06205	BEARING,BALL	1				0.131	0.2882
160	35260-23300	RETAINER,BEARING	2				0.02	0.044
170	01123-50816	BOLT	2				0.011	0.0242
180	31361-22520	GEAR	1			24T	0.63	1.386
190	31361-22530	BEARING,ROLLER	1				0.27	0.594
200	38430-21762	COLLAR,THRUST	1				0.035	0.077
210	31361-22540	RING,INNER	1				0.115	0.253
220	35260-23240	WASHER	2				0.01	0.022
230	32440-22570	BEARING,NEEDLE	1				0.055	0.121
235	35080-22560	BEARING,NEEDLE	1				0.05	0.11
240	31361-22550	GEAR	1			23T	0.62	1.364
250	35260-23260	BOSS,SPLINE	1				0.17	0.374
260	35260-23252	NUT	1				0.04	0.088
270	32430-21990	COLLAR	1				0.1	0.22
280	31351-21822	GEAR	1			42T WITH CREEP	0.735	1.617

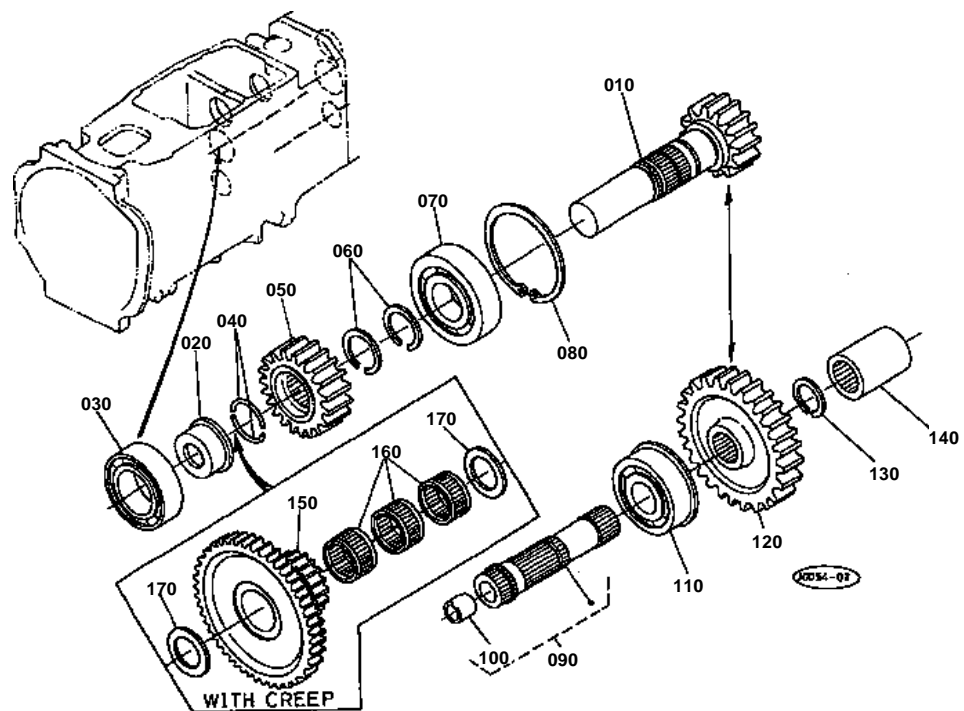




PTO COUNTERSHAFT 1 [WITH DUAL CLUTCH]

↔ Interchangeable; ≠ not interchangeable; ← new for old; → old for new

REF.No	Part No.	Description	Q'ty	S.No.	I/C	REMARKS	Weight (kgf)	Weight (lb)
010	32430-25110	COUNTERSHAFT,PTO	1				1.39	3.058
020	38240-21650	COVER,BEARING	1				0.09	0.198
030	04811-50550	O RING	1				0.002	0.0044
040	37150-21551	CIR-CLIP,EXTERNAL	1				0.005	0.011
050	34150-21560	WASHER	1				0.01	0.022
060	08151-06205	BEARING,BALL	1				0.131	0.2882
070	32430-25120	GEAR(DC)	1			39T	0.85	1.87
080	31351-25220	COLLAR	2				0.005	0.011
090	31351-25230	COLLAR	1				0.012	0.0264
100	04612-00280	CIR-CLIP,EXTERNAL	2				0.003	0.0066
110	35340-25380	BEARING,ROLLER	1				0.175	0.385
120	31351-21930	CIR-CLIP,EXTERNAL	2				0.004	0.0088
130	31351-25170	GEAR(DC)	1			23T	0.52	1.144

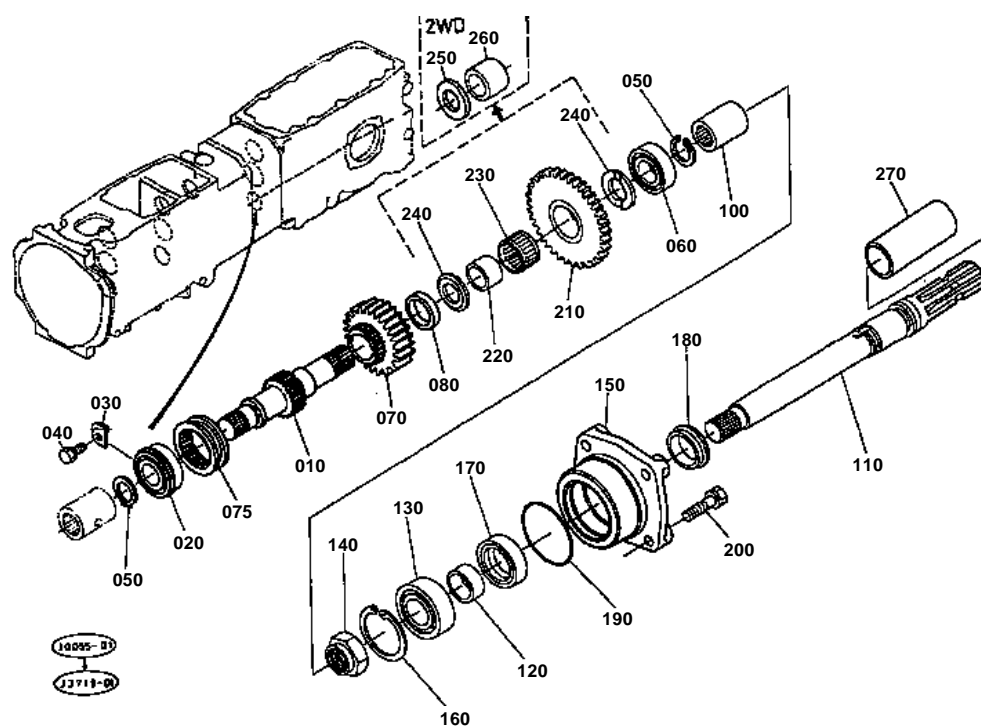




PTO COUNTERSHAFT 2 [WITH DUAL CLUTCH]

↔ Interchangeable; ≠ not interchangeable; ← new for old; → old for new

REF.No	Part No.	Description	Q'ty	S.No.	I/C	REMARKS	Weight (kgf)	Weight (lb)
010	31351-25290	SHAFT,PTO GEAR	1			13T	0.89	1.958
020	31351-25240	SPACER,BEARING	1				0.08	0.176
030	08101-06007	BEARING,BALL	1				0.16	0.352
040	31351-25270	CLIP	2				0.003	0.0066
050	31351-25260	GEAR(DC)	1			18T	0.31	0.682
060	38430-25540	CIR-CLIP,EXTERNAL	2				0.004	0.0088
070	32430-25000	BEARING,BALL	1				0.35	0.77
080	04611-00720	CIR-CLIP,INTERNAL	1				0.018	0.0396
090	32420-25152	ASSY COUNTERSHAFT	1				0.68	1.496
100	31351-21830	BUSH	1				0.005	0.011
110	08151-06305	BEARING,BALL	1				0.233	0.5126
120	31351-25190	GEAR(DC)	1			29T	0	0
130	38430-21550	CIR-CLIP,EXTERNAL	1				0.005	0.011
140	37150-21682	COUPLING	1				0.24	0.528
150	31351-21673	GEAR	1			WITH CREEP 17-45T	0.7	1.54
160	31351-21690	BEARING,NEEDLE	3			WITH CREEP	0.02	0.044
170	31351-21550	WASHER	2			WITH CREEP	0.002	0.0044

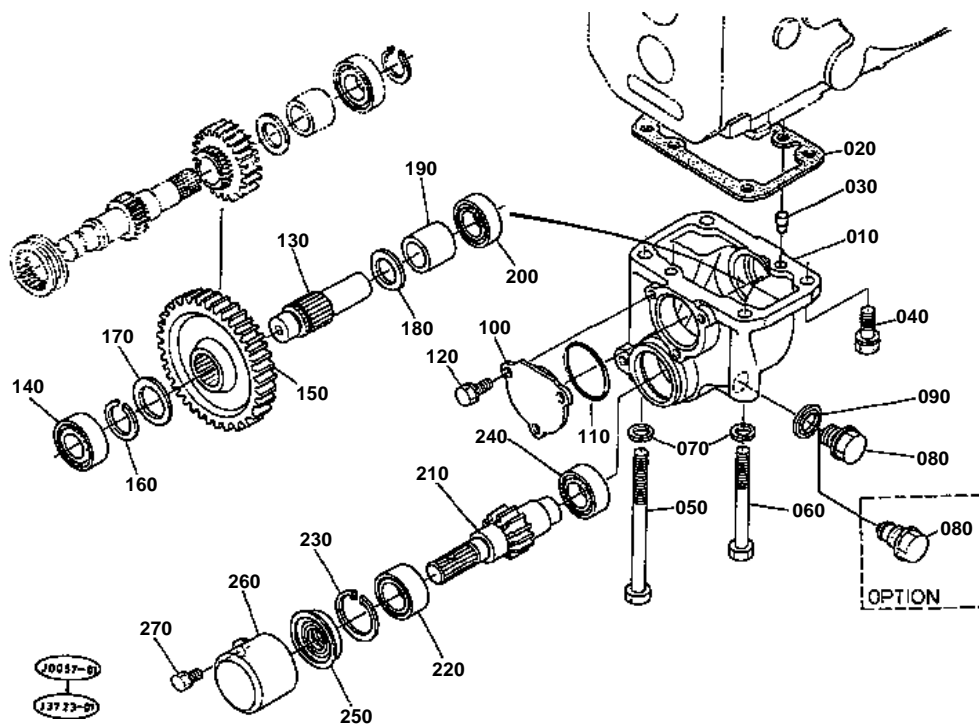




PTO SHAFT [WITH I.MID PTO] [A]

↔ Interchangeable; ≠ not interchangeable; ← new for old; → old for new

REF.No	Part No.	Description	Q'ty	S.No.	I/C	REMARKS	Weight (kgf)	Weight (lb)
010	35060-25210	SHAFT,DRIVE	1				0.88	1.936
020	08151-06205	BEARING,BALL	1				0.131	0.2882
030	34150-21942	RETAINER,BEARING	1				0.035	0.077
040	01123-50822	BOLT	1				0.012	0.0264
050	37150-21551	CIR-CLIP,EXTERNAL	2				0.005	0.011
060	67311-14520	BEARING,BALL	1				0.125	0.275
070	35070-25510	GEAR	1			20T	0.48	1.056
075	31351-21750	SHIFTER	1				0.14	0.308
080	35060-22010	COLLAR	1			5MM	0.018	0.0396
090	99999-99999	BLANK	0				0	0
100	37150-21682	COUPLING	1				0.24	0.528
110	32420-25313	SHAFT,PTO	1				1.94	4.268
120	37300-25350	COLLAR,SEAL	1				0.032	0.0704
130	08101-06206	BEARING,BALL	1				0.196	0.4312
140	34150-25320	NUT	1				0.03	0.066
150	37150-25410	CASE,BEARING	1				1.02	2.244
160	04611-00620	CIR-CLIP,INTERNAL	1				0.011	0.0242
170	37150-25360	SEAL,OIL	1				0.025	0.055
180	38240-25370	SLINGER	1				0.004	0.0088
190	04811-50800	O RING	1				0.003	0.0066
200	01123-50822	BOLT	4				0.012	0.0264
250	34150-21560	WASHER	1				0.01	0.022
260	32430-25590	COLLAR	1				0.09	0.198
270	31220-25820	CAP	1				0.055	0.121



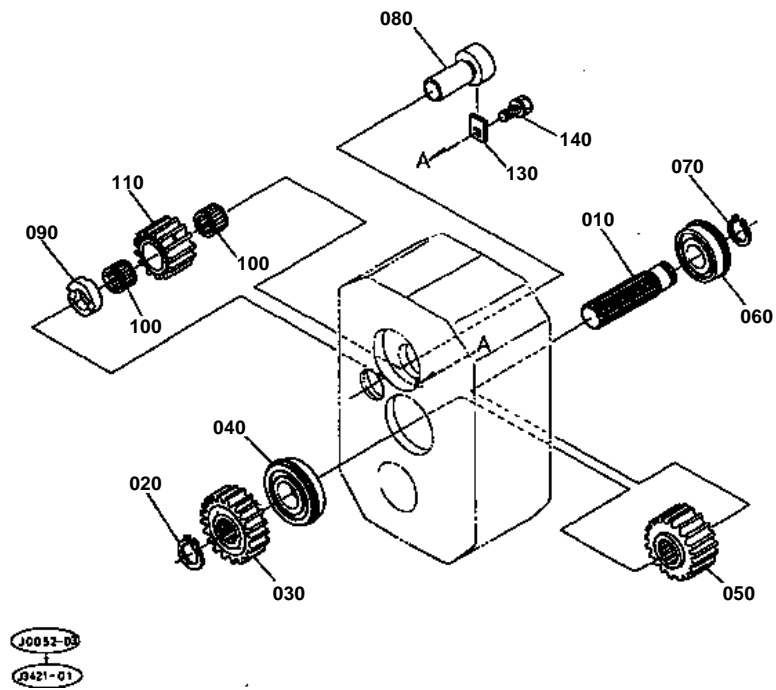


MID PTO

↔ Interchangeable; ≠ not interchangeable; ← new for old; → old for new

REF.No	Part No.	Description	Q'ty	S.No.	I/C	REMARKS	Weight (kgf)	Weight (lb)
010	32430-25650	CASE,DRIVE MID PTO	1				4	8.8
020	37150-21282	GASKET	1				0	0
030	32430-44450	PIN,KNOCK	2				0.01	0.022
040	01133-51230	BOLT	2				0.04	0.088
050	32430-25580	BOLT	1				0.14	0.308
060	01173-51202	BOLT	1				0.101	0.2222
070	04512-50120	WASHER,SPRING	2				0	0
080	15512-96010	PLUG	1				0.101	0.2222
080	32420-67020	PLUG,MAGNET	1			OPTION	0.115	0.253
090	04717-02150	WASHER,WITH RUBBER	1				0.004	0.0088
100	32430-25570	COVER,DRIVE CASE	1				0.215	0.473
110	04811-10500	O RING	1				0.001	0.0022
120	01123-50816	BOLT	3				0.011	0.0242
130	32430-25670	SHAFT,MID PTO	1				0.44	0.968
140	32430-44260	BEARING,ROLLER	1				0.17	0.374
150	32430-25680	GEAR,MID PTO	1			37T	1.43	3.146
160	38430-25540	CIR-CLIP,EXTERNAL	1				0.004	0.0088
170	35340-21760	COLLAR,THRUST	1				0.01	0.022
180	34150-21560	WASHER	1				0.01	0.022
190	32430-25660	COLLAR,MID PTO	1				0.115	0.253
200	67311-14520	BEARING,BALL	1				0.125	0.275
210	32430-25380	SHAFT,GEAR	1			10T	0.74	1.628
220	35340-25380	BEARING,ROLLER	1				0.175	0.385
230	04611-00520	CIR-CLIP,INTERNAL	1				0.009	0.0198
240	67311-14520	BEARING,BALL	1				0.125	0.275
250	32430-25540	SEAL,OIL MID PTO	1				0.04	0.088
260	66301-15840	COVER,MID PTO	1				0.075	0.165
270	01123-50814	BOLT	1				0	0

REVERSE SHAFT



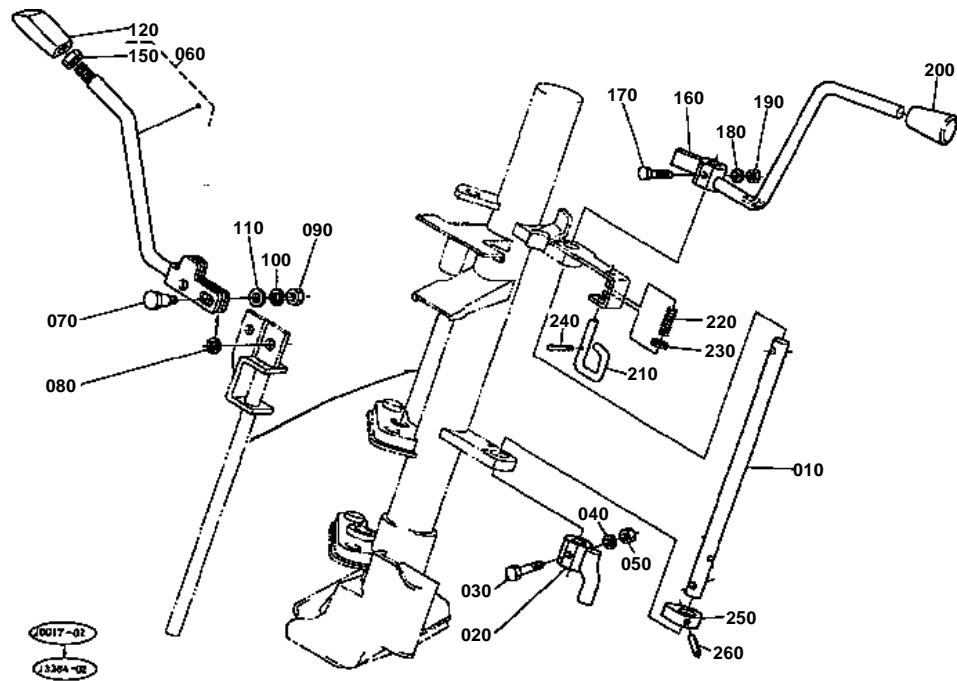


REVERSE SHAFT

↔ Interchangeable; ≠ not interchangeable; ← new for old; → old for new

REF.No	Part No.	Description	Q'ty	S.No.	I/C	REMARKS	Weight (kgf)	Weight (lb)
010	31361-22610	SHAFT,REVERSE	1				0.34	0.748
020	37150-21551	CIR-CLIP,EXTERNAL	1				0.005	0.011
030	31361-22623	GEAR	1			22T	0.54	1.188
040	31361-22530	BEARING,ROLLER	1				0.27	0.594
050	31361-22630	GEAR	1			19T	0.52	1.144
060	31361-22640	BEARING,BALL	1				0.18	0.396
070	04612-00220	CIR-CLIP,EXTERNAL	1				0.001	0.0022
080	31361-22712	SHAFT,REVERSE	1				0.26	0.572
090	31361-22770	COLLAR	1				0.025	0.055
100	08822-02617	BEARING,NEEDLE	2				0.02	0.044
110	31361-22723	GEAR	1			15T	0.3	0.66
120	99999-99999	BLANK	0				0	0
130	35260-23210	STOPPER	1				0.005	0.011
140	01123-50816	BOLT	1				0.011	0.0242

MAIN AND SHUTTLE GEAR SHIFT LEVER



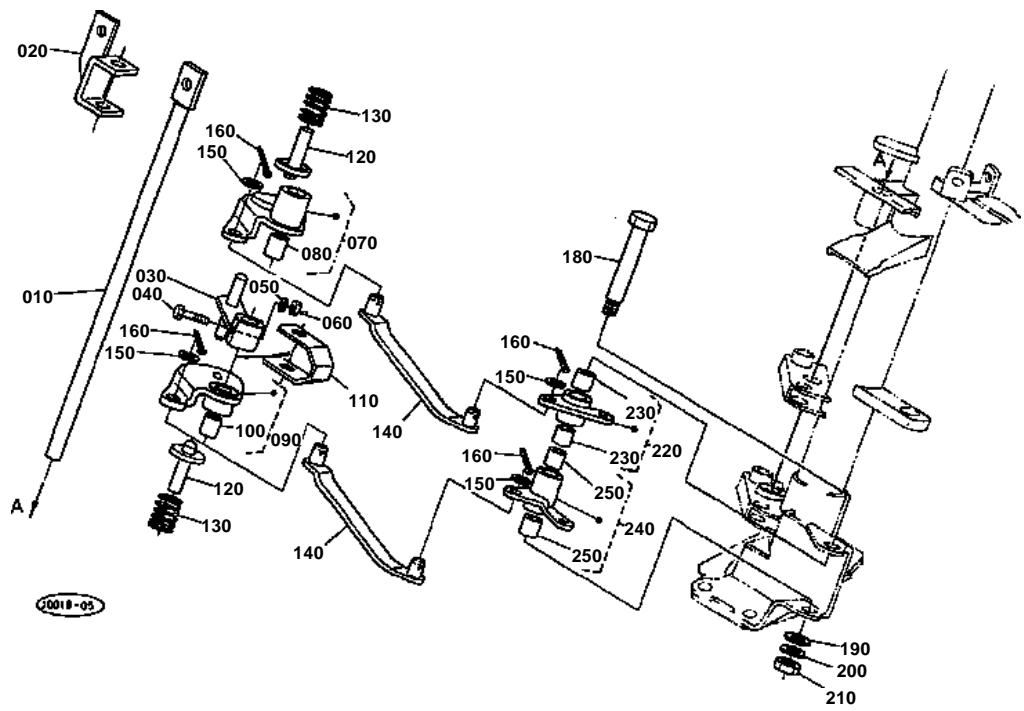


MAIN AND SHUTTLE GEAR SHIFT LEVER

↔ Interchangeable; ≠ not interchangeable; ← new for old; → old for new

REF.No	Part No.	Description	Q'ty	S.No.	I/C	REMARKS	Weight (kgf)	Weight (lb)
010	35080-17370	SHAFT,SHUTTLE CONT.	1				0	0
020	32430-17380	ARM,SHUTTLE CHANGE	1				0.2	0.44
030	31351-17150	BOLT,REAMER	1				0.01	0.022
040	04512-50060	WASHER,SPRING	1				0	0
050	02056-50060	NUT	1				0.002	0.0044
060	32430-17402	ASSY LEVER,M-CHANGE	1				0.335	0.737
070	31351-17080	BOLT	2				0.03	0.066
080	31351-24090	SHIM	2				0.005	0.011
090	02114-50080	NUT	2				0.005	0.011
100	04512-50080	WASHER,SPRING	2				0.001	0.0022
110	04013-50080	WASHER,PLAIN	2				0	0
120	31351-17470	GRIP,LEVER	1				0.03	0.066
130	99999-99999	BLANK	0				0	0
140	99999-99999	BLANK	0				0	0
150	02116-50100	NUT	1				0.004	0.0088
160	32430-17510	LEVER,SHUTTLE CHANGE	1				0.4	0.88
170	31351-17150	BOLT,REAMER	1				0.01	0.022
180	04512-50060	WASHER,SPRING	1				0	0
190	02056-50060	NUT	1				0.002	0.0044
200	06914-00120	GRIP,LEVER	1				0.018	0.0396
210	32430-17570	PIN,SHUTTLE LOCK	1				0.03	0.066
220	32430-17580	SPRING	1				0.002	0.0044
230	04013-50060	WASHER,PLAIN	1				0	0
240	05511-50218	PIN,SPLIT	1				0.001	0.0022
250	35080-32220	CAM,NEUTRAL SWITCH	1				0.02	0.044
260	05411-00635	PIN,SPRING	1				0.005	0.011

MAIN GEAR SHIFT LINKAGE SYSTEM



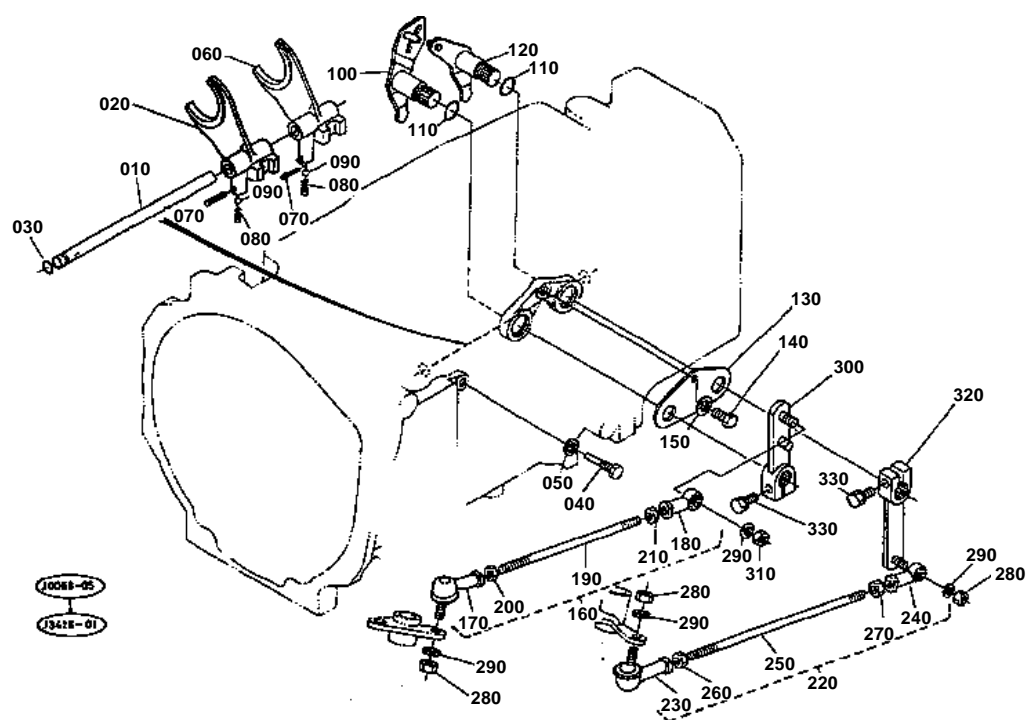


MAIN GEAR SHIFT LINKAGE SYSTEM

↔ Interchangeable; ≠ not interchangeable; ← new for old; → old for new

REF.No	Part No.	Description	Q'ty	S.No.	I/C	REMARKS	Weight (kgf)	Weight (lb)
010	31351-17112	SHAFT,MAIN CONTROL	1				0.58	1.276
020	31351-17123	BRACKET	1				0.2	0.44
030	30400-17140	ARM,SELECT	1				0.16	0.352
040	31351-17150	BOLT,REAMER	1				0.01	0.022
050	04512-50060	WASHER,SPRING	1				0	0
060	02056-50060	NUT	1				0.002	0.0044
070	31351-17170	COMP.ARM,SHIFT UPPER	1				0.35	0.77
080	08511-01625	BUSH	1				0.01	0.022
090	31351-17200	COMP.ARM,SHIFT LOWER	1				0.36	0.792
100	08511-01625	BUSH	1				0.01	0.022
110	31351-17230	SPACER	1				0.06	0.132
120	31351-17240	PIN,LOCK	2				0.06	0.132
130	31351-17250	SPRING	2				0.01	0.022
140	32430-17270	PLATE,JOINT	2				0.24	0.528
150	04011-50120	WASHER,PLAIN	4				0.005	0.011
160	05511-50425	PIN,SPLIT	4				0.003	0.0066
170	99999-99999	BLANK	0				0	0
180	31351-17290	SHAFT,LINK	1				0.1	0.22
190	04013-50100	WASHER,PLAIN	1				0	0
200	04512-50100	WASHER,SPRING	1				0	0
210	02176-50100	NUT	1				0.005	0.011
220	31351-17302	COMP.LINK,CONECT	1				0.15	0.33
230	08511-01412	BUSH	2				0.004	0.0088
240	31351-17342	COMP.LINK,CONECT	1				0.17	0.374
250	08511-01412	BUSH	2				0.004	0.0088

MAIN GEAR SHIFT FORK [CONSTANT MESH]



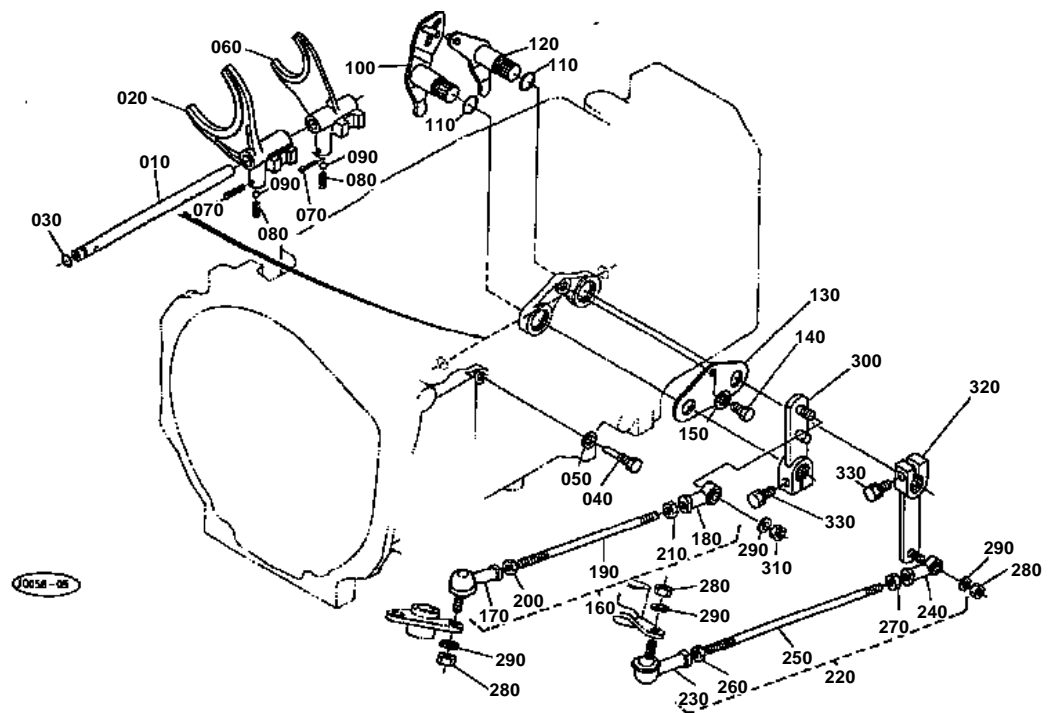


MAIN GEAR SHIFT FORK [CONSTANT MESH]

↔ Interchangeable; ≠ not interchangeable; ← new for old; → old for new

REF.No	Part No.	Description	Q'ty	S.No.	I/C	REMARKS	Weight (kgf)	Weight (lb)
010	31351-23110	SHAFT,FORK	1				0.175	0.385
020	31351-23140	FORK,MAIN SHIFT	1				0.285	0.627
030	04811-00090	O RING	1				0.001	0.0022
040	31351-23120	BOLT	1				0.01	0.022
050	04717-00800	WASHER,WITH RUBBER	1				0.001	0.0022
060	31351-23140	FORK,MAIN SHIFT	1				0.285	0.627
070	05511-50322	PIN,SPLIT	2				0.002	0.0044
080	62231-18530	SPRING	2				0.01	0.022
090	07715-01605	BALL	2				0.003	0.0066
100	31351-23163	ARM,MAIN SHIFT	1				0.2	0.44
110	04811-00200	O RING	2				0.001	0.0022
120	31351-23173	ARM,MAIN SHIFT	1				0.15	0.33
130	31351-23180	PLATE	1				0.06	0.132
140	31351-23200	BOLT	1				0.005	0.011
150	04411-50080	WASHER,TOOTHED	1				0.001	0.0022
160	31351-24103	ASSY ROD,CHANGE	1				0.08	0.176
170	54721-31850	BALL,LINK	1				0.065	0.143
180	31351-24220	SCREW,ROD-END RH	1				0.04	0.088
190	31351-24240	ROD,CHANGE	1				0.25	0.55
200	31351-24260	NUT	1				0.005	0.011
210	02112-50080	NUT	1				0.003	0.0066
220	31351-24203	ASSY ROD,CHANGE	1				0.08	0.176
230	54721-31850	BALL,LINK	1				0.065	0.143
240	31351-24220	SCREW,ROD-END RH	1				0.04	0.088
250	31351-24250	ROD,CHANGE	1				0.105	0.231
260	31351-24260	NUT	1				0.005	0.011
270	02112-50080	NUT	1				0.003	0.0066
280	02156-50080	NUT	3				0.004	0.0088
290	04512-50080	WASHER,SPRING	4				0.001	0.0022
300	32430-23152	LEVER	1				0.155	0.341
310	02112-50080	NUT	1				0.003	0.0066
320	31351-23130	LEVER	1				0.14	0.308
330	01123-50830	BOLT	2				0.015	0.033

MAIN GEAR SHIFT FORK [SYNCHRO MESH]



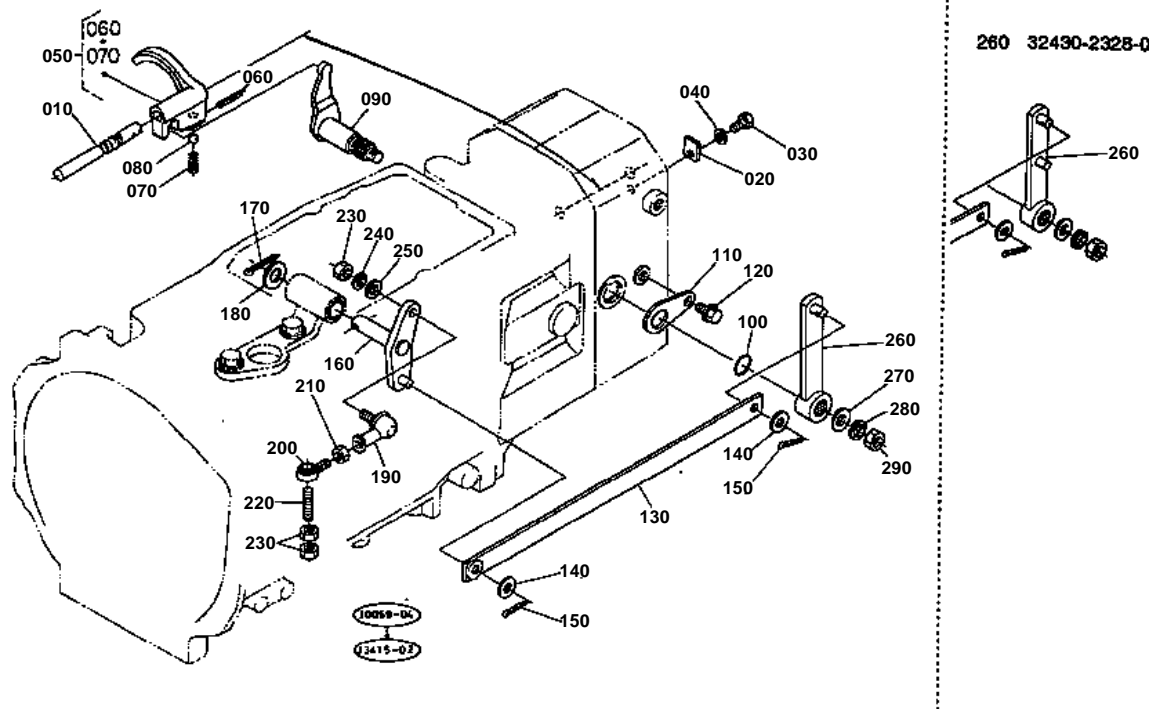


MAIN GEAR SHIFT FORK [SYNCHRO MESH]

↔ Interchangeable; ≠ not interchangeable; ← new for old; → old for new

REF.No	Part No.	Description	Q'ty	S.No.	I/C	REMARKS	Weight (kgf)	Weight (lb)
010	32430-23110	SHAFT,S-CHANGE FORK	1				0.18	0.396
020	32430-23140	FORK,S-CHANGE SHIFT	1				0.29	0.638
030	04811-00090	O RING	1				0.001	0.0022
040	31351-23120	BOLT	1				0.01	0.022
050	04717-00800	WASHER,WITH RUBBER	1				0.001	0.0022
060	31351-23140	FORK,MAIN SHIFT	1				0.285	0.627
070	05511-50322	PIN,SPLIT	2				0.002	0.0044
080	62231-18530	SPRING	2				0.01	0.022
090	07715-01605	BALL	2				0.003	0.0066
100	31351-23163	ARM,MAIN SHIFT	1				0.2	0.44
110	04811-00200	O RING	2				0.001	0.0022
120	31351-23173	ARM,MAIN SHIFT	1				0.15	0.33
130	31351-23180	PLATE	1				0.06	0.132
140	31351-23200	BOLT	1				0.005	0.011
150	04411-50080	WASHER,TOOTHED	1				0.001	0.0022
160	31351-24103	ASSY ROD,CHANGE	1				0.08	0.176
170	54721-31850	BALL,LINK	1				0.065	0.143
180	31351-24220	SCREW,ROD-END RH	1				0.04	0.088
190	31351-24240	ROD,CHANGE	1				0.25	0.55
200	31351-24260	NUT	1				0.005	0.011
210	02112-50080	NUT	1				0.003	0.0066
220	31351-24203	ASSY ROD,CHANGE	1				0.08	0.176
230	54721-31850	BALL,LINK	1				0.065	0.143
240	31351-24220	SCREW,ROD-END RH	1				0.04	0.088
250	31351-24250	ROD,CHANGE	1				0.105	0.231
260	31351-24260	NUT	1				0.005	0.011
270	02112-50080	NUT	1				0.003	0.0066
280	02156-50080	NUT	3				0.004	0.0088
290	04512-50080	WASHER,SPRING	4				0.001	0.0022
300	32430-23152	LEVER	1				0.155	0.341
310	02112-50080	NUT	1				0.003	0.0066
320	31351-23130	LEVER	1				0.14	0.308
330	01123-50830	BOLT	2				0.015	0.033

SHUTTLE GEAR SHIFT FORK



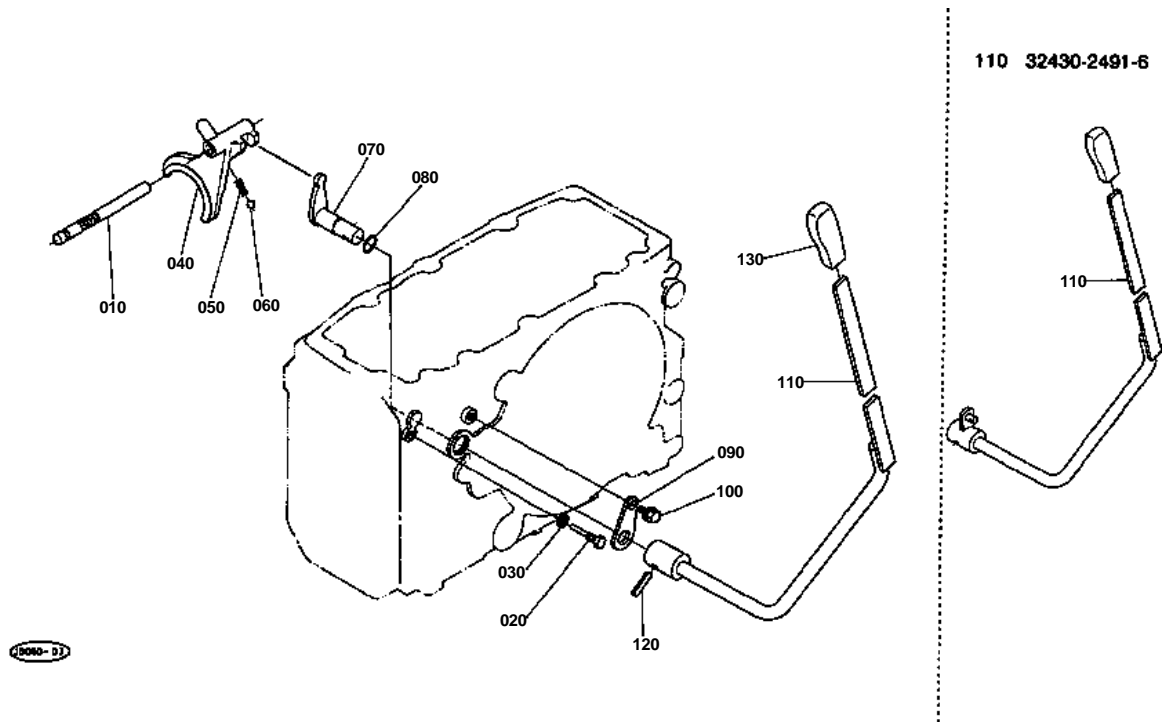


SHUTTLE GEAR SHIFT FORK

↔ Interchangeable; ≠ not interchangeable; ← new for old; → old for new

REF.No	Part No.	Description	Q'ty	S.No.	I/C	REMARKS	Weight (kgf)	Weight (lb)
010	32420-23210	SHAFT,FORK	1				0.123	0.2706
020	35260-23210	STOPPER	1				0.005	0.011
030	01153-50812	BOLT	1				0.008	0.0176
040	04512-50080	WASHER,SPRING	1				0.001	0.0022
050	31361-23200	ASSY FORK,SHUTTLE	1				0.31	0.682
060	05411-00320	PIN,SPRING	1				0.001	0.0022
070	62231-18530	SPRING	1				0.01	0.022
080	07715-01605	BALL	1				0.003	0.0066
090	31361-23260	ARM,SHUTTLE	1				0.22	0.484
100	04811-00200	O RING	1				0.001	0.0022
110	31351-23380	STOPPER,S-CHANGE ARM	1				0.03	0.066
120	01754-50812	BOLT,FLANGE	1				0.01	0.022
130	32420-24270	ROD,SHUTTLE	1				0.315	0.693
140	04013-50100	WASHER,PLAIN	2				0	0
150	05511-50318	PIN,SPLIT	2				0.001	0.0022
160	32430-24283	ARM,CONNECTING	1				0.21	0.462
170	05511-50330	PIN,SPLIT	1				0.005	0.011
180	04011-50160	WASHER,PLAIN	1				0	0
190	54721-31840	BALL,LINK	1				0.065	0.143
200	31351-24310	SCREW,ROD-END RH	1				0.035	0.077
210	02112-50080	NUT	1				0.003	0.0066
220	31351-17390	STUD	1				0.015	0.033
230	02156-50080	NUT	3				0.004	0.0088
240	04512-50080	WASHER,SPRING	1				0.001	0.0022
250	04013-50080	WASHER,PLAIN	1				0	0
260	32430-23283	LEVER,SHUTTLE	1				0.265	0.583
270	04013-50120	WASHER,PLAIN	1				0	0
280	04512-50120	WASHER,SPRING	1				0	0
290	02172-50120	NUT	1				0.01	0.022

HI-LO GEAR SHIFT FORK



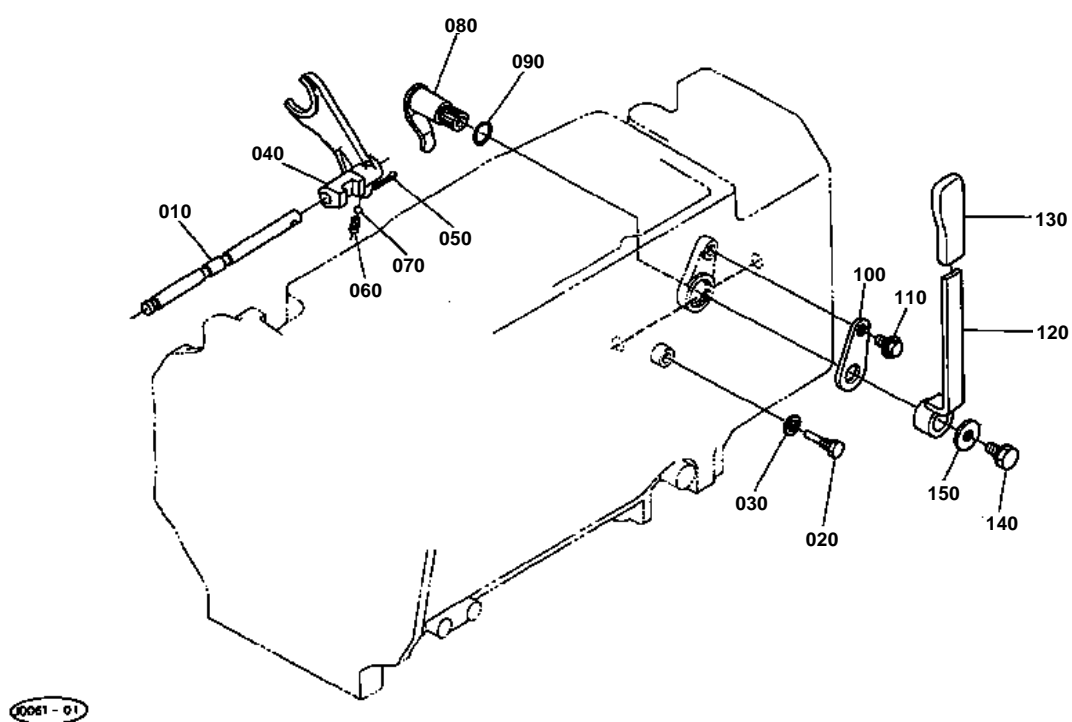


HI-LO GEAR SHIFT FORK

↔ Interchangeable; ≠ not interchangeable; ← new for old; → old for new

REF.No	Part No.	Description	Q'ty	S.No.	I/C	REMARKS	Weight (kgf)	Weight (lb)
010	32430-23410	SHAFT,HI-LO FORK	1				0.115	0.253
020	31351-23420	BOLT	1				0.02	0.044
030	04717-00800	WASHER,WITH RUBBER	1				0.001	0.0022
040	32430-23440	FORK,HI-LO SHIFT	1				0.36	0.792
050	62231-18530	SPRING	1				0.01	0.022
060	07715-01605	BALL	1				0.003	0.0066
070	32430-23460	ARM,HI-LO SHIFT	1				0.18	0.396
080	04811-00200	O RING	1				0.001	0.0022
090	31351-23380	STOPPER,S-CHANGE ARM	1				0.03	0.066
100	01754-50812	BOLT,FLANGE	1				0.01	0.022
110	32430-24917	LEVER,HI-LO SHIFT	1				1.15	2.53
120	05411-00836	PIN,SPRING	1				0.008	0.0176
130	31351-24970	GRIP,LEVER	1				0.05	0.11

CREEP SHIFT FORK [OPTION]



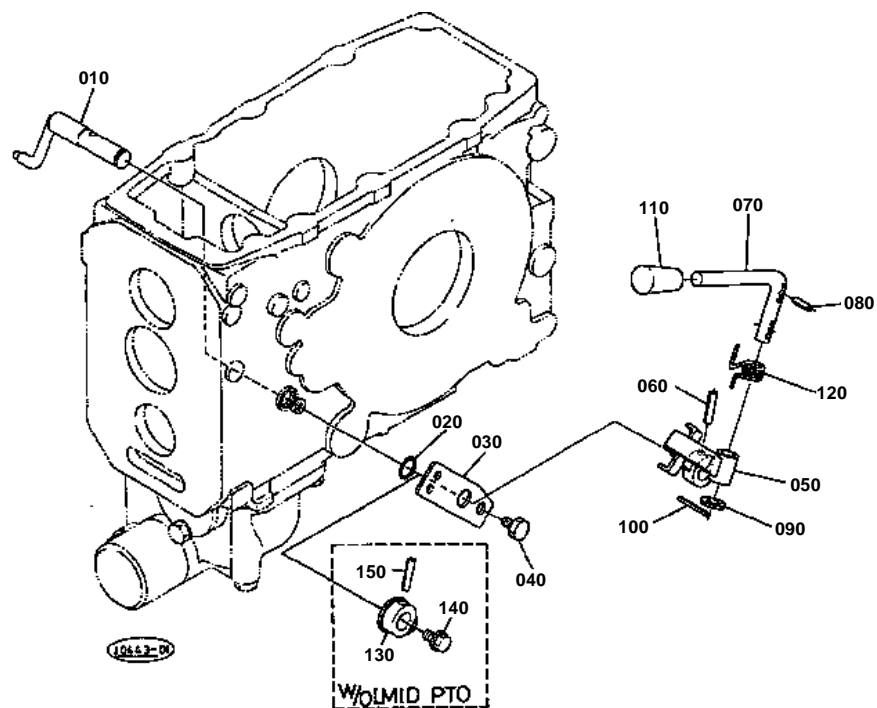


CREEP SHIFT FORK [OPTION]

↔ Interchangeable; ≠ not interchangeable; ← new for old; → old for new

REF.No	Part No.	Description	Q'ty	S.No.	I/C	REMARKS	Weight (kgf)	Weight (lb)
010	31351-23310	SHAFT,FORK	1				0.16	0.352
020	31351-23320	BOLT	1				0.015	0.033
030	04717-00800	WASHER,WITH RUBBER	1				0.001	0.0022
040	31351-23340	FORK,CREEP SHIFT	1				0.32	0.704
050	05511-50322	PIN,SPLIT	1				0.002	0.0044
060	35260-24110	SPRING	1				0.02	0.044
070	07715-01605	BALL	1				0.003	0.0066
080	31349-61540	ARM,S-CHANGE	1				0.15	0.33
090	04811-00200	O RING	1				0.001	0.0022
100	31351-23380	STOPPER,S-CHANGE ARM	1				0.03	0.066
110	01754-50812	BOLT,FLANGE	1				0.01	0.022
120	31349-61564	LEVER,CREEP	1				0.21	0.462
130	31351-24970	GRIP,LEVER	1				0.05	0.11
140	01123-50816	BOLT	1				0.011	0.0242
150	04015-50080	WASHER,PLAIN	1				0	0

MID PTO SHIFT LEVER



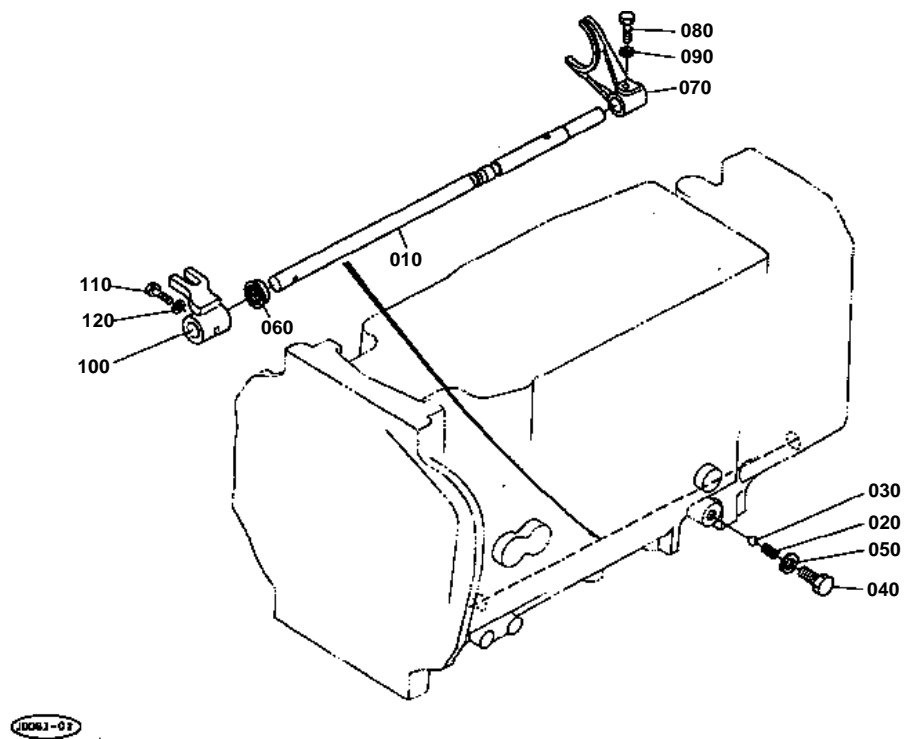


MID PTO SHIFT LEVER

↔ Interchangeable; ≠ not interchangeable; ← new for old; → old for new

REF.No	Part No.	Description	Q'ty	S.No.	I/C	REMARKS	Weight (kgf)	Weight (lb)
010	35070-22020	LEVER,SHIFT	1				0.24	0.528
020	04811-00200	O RING	1				0.001	0.0022
030	35070-22030	GUIDE	1				0.065	0.143
040	35070-22040	BOLT	1				0.02	0.044
050	35070-22050	LEVER,SHIFT	1				0.23	0.506
060	05411-00630	PIN,SPRING	1				0.004	0.0088
070	35070-22060	LEVER,SHIFT	1				0.18	0.396
080	05411-00320	PIN,SPRING	1				0.001	0.0022
090	04011-50120	WASHER,PLAIN	1				0.005	0.011
100	05511-50318	PIN,SPLIT	1				0.001	0.0022
110	06914-00120	GRIP,LEVER	1				0.018	0.0396
120	35070-22080	SPRING	1				0.01	0.022
130	35070-22072	HOLDER	1			W/O I.MID PTO	0.065	0.143
140	01754-50812	BOLT,FLANGE	1			W/O I.MID PTO	0.01	0.022
150	05411-00630	PIN,SPRING	1			W/O I.MID PTO	0.004	0.0088

PTO GEAR SHIFT FORK [WITH DUAL CLUTCH]



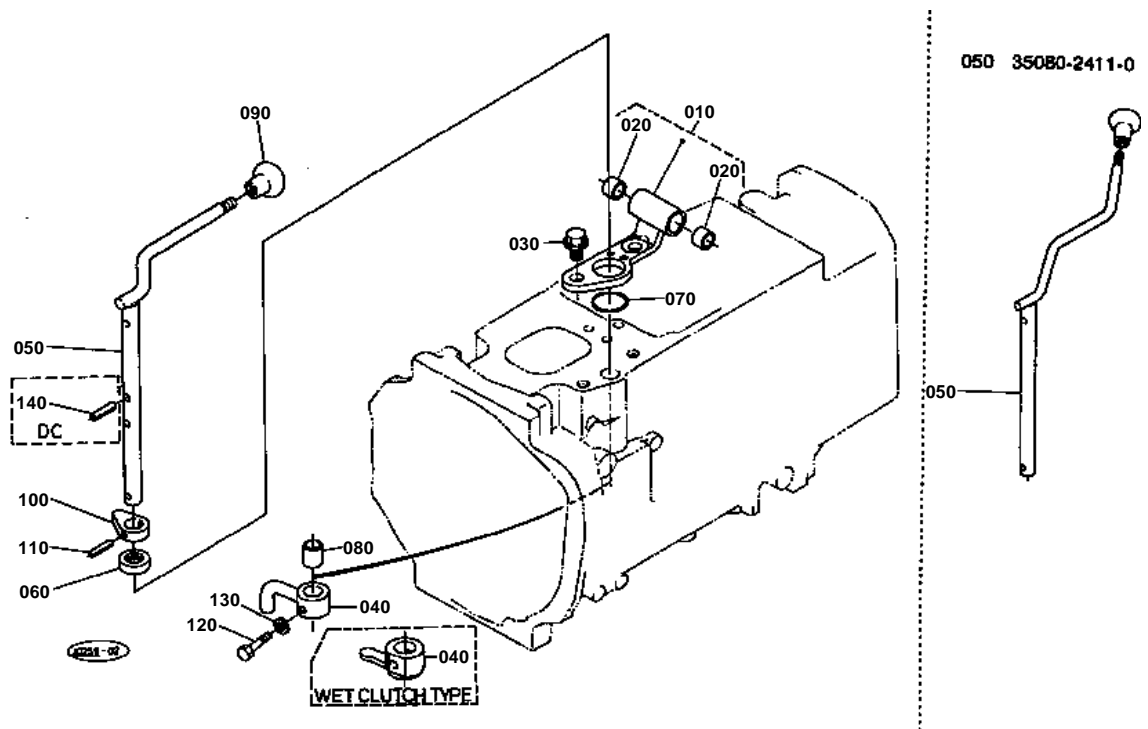


PTO GEAR SHIFT FORK [WITH DUAL CLUTCH]

↔ Interchangeable; ≠ not interchangeable; ← new for old; → old for new

REF.No	Part No.	Description	Q'ty	S.No.	I/C	REMARKS	Weight (kgf)	Weight (lb)
010	31351-23620	ROD,FORK LOWER	1				0.5	1.1
020	62231-18530	SPRING	1				0.01	0.022
030	07715-03211	BALL	1				0.003	0.0066
040	01173-51020	BOLT	1				0.017	0.0374
050	04717-01000	WASHER,WITH RUBBER	1				0.001	0.0022
060	31351-23530	SEAL,OIL	1				0.01	0.022
070	31351-23660	FORK,SHIFT REAR	1				0.17	0.374
080	31351-23570	BOLT,FORK LOCK	1				0.007	0.0154
090	04512-50060	WASHER,SPRING	1				0	0
100	35080-23690	SHIFTER	1				0.185	0.407
110	38150-23570	BOLT	1				0.01	0.022
120	04512-50060	WASHER,SPRING	1				0	0

PTO GEAR SHIFT LEVER



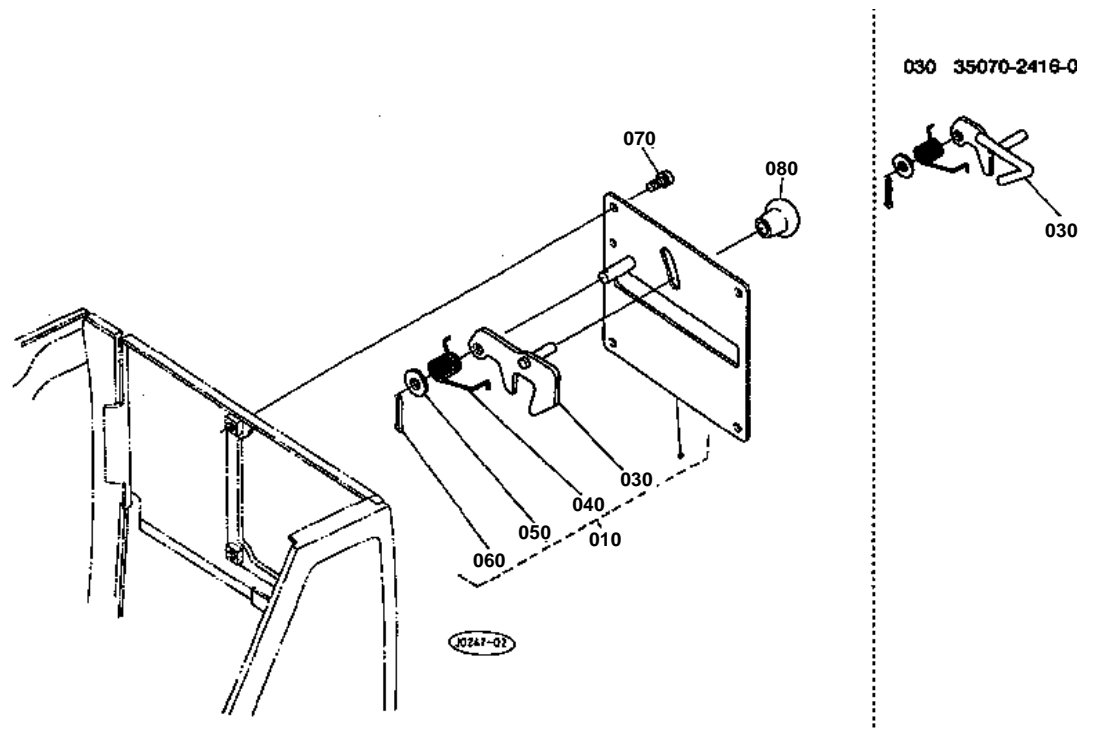


PTO GEAR SHIFT LEVER

↔ Interchangeable; ≠ not interchangeable; ← new for old; → old for new

REF.No	Part No.	Description	Q'ty	S.No.	I/C	REMARKS	Weight (kgf)	Weight (lb)
010	35080-23900	COMP.BRACKET,LEVER	1				0	0
020	08511-01612	BUSH	2				0.005	0.011
030	01774-51225	BOLT,FLANGE	2				0.04	0.088
040	35080-23860	ARM	1			WITH DUAL CLUTCH	0.11	0.242
050	35080-24115	LEVER,PTO SHIFT	1				0.58	1.276
060	31381-76390	SEAL,OIL	1				0.01	0.022
070	04811-10310	O RING	1				0.001	0.0022
080	08511-01620	BUSH	2				0.008	0.0176
090	31351-24130	GRIP,LEVER	1				0.03	0.066
100	35080-32220	CAM,NEUTRAL SWITCH	1				0.02	0.044
110	05411-00635	PIN,SPRING	1				0.005	0.011
120	38150-23570	BOLT	1				0.01	0.022
130	04512-50060	WASHER,SPRING	1				0	0
140	05411-00622	PIN,SPRING	2			WITH DUAL CLUTCH	0.003	0.0066

PTO LEVER GUIDE

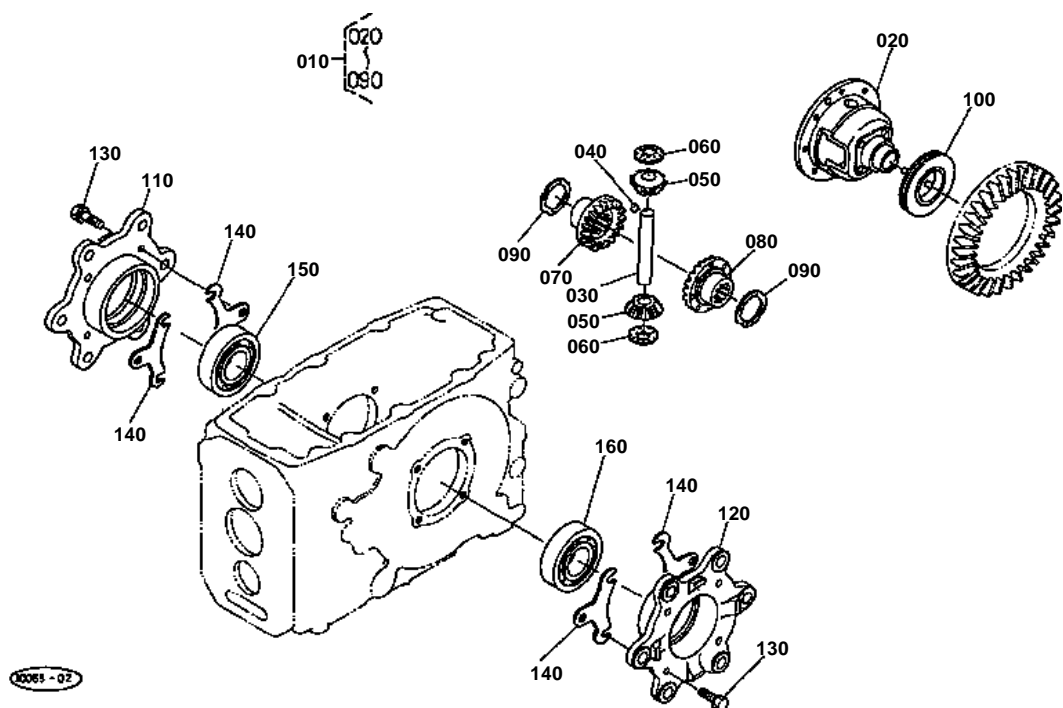




SPIRAL BEVEL PINION [A]

↔ Interchangeable; ≠ not interchangeable; ← new for old; → old for new

REF.No	Part No.	Description	Q'ty	S.No.	I/C	REMARKS	Weight (kgf)	Weight (lb)
010	35260-22100	ASSY GEAR,BEVEL	1			8-39T	5	11
020	35260-23252	NUT	1				0.04	0.088
030	37150-22150	CASE,BEARING	1				0.55	1.21
040	34150-22610	SHIM	2			0.5MM	0.01	0.022
040	34150-22620	SHIM	4			0.2MM	0.005	0.011
040	34150-22630	SHIM	2			0.1MM	0.005	0.011
050	08101-06305	BEARING,BALL	2				0.23	0.506
060	34150-22170	COVER,BEARING	1				0.16	0.352
070	01133-51035	BOLT	4				0.03	0.066
080	01123-50816	BOLT	2				0.011	0.0242
090	38450-25230	COLLAR,THRUST	1				0.025	0.055
100	32430-22410	GEAR	1			45T	1.02	2.244
110	32430-22422	GEAR	1			20T	0.4	0.88
120	32430-22430	RING,INNER	1				0.07	0.154
130	32430-22442	RING,INNER	1				0.08	0.176
140	32430-22450	BOSS,SPLINE	1				0.21	0.462
150	38430-21750	SHIFTER	1				0.165	0.363
160	38450-25230	COLLAR,THRUST	1				0.025	0.055
170	32430-25000	BEARING,BALL	2				0.35	0.77
180	37800-43870	BOLT	8				0.026	0.0572
190	37300-28170	PIN,STRAIGHT	2				0.025	0.055
200	37150-21770	COLLAR	1				0.12	0.264
230	32430-22482	COLLAR	1				0.18	0.396



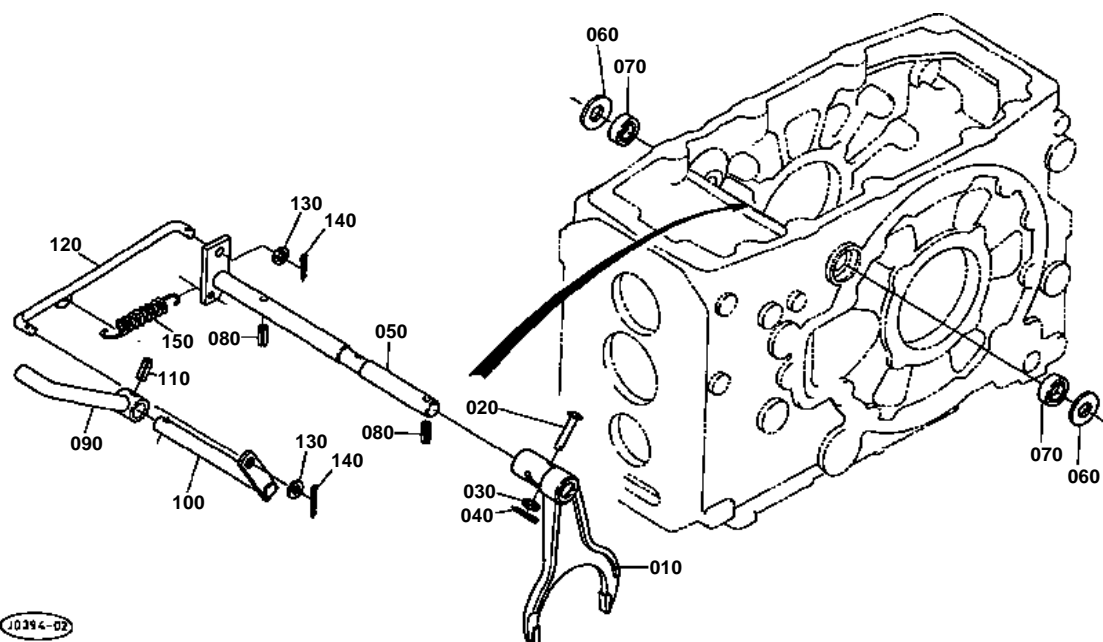


REAR DIFFERENTIAL [A]

↔ Interchangeable; ≠ not interchangeable; ← new for old; → old for new

REF.No	Part No.	Description	Q'ty	S.No.	I/C	REMARKS	Weight (kgf)	Weight (lb)
010	31331-26100	ASSY DIFFERENTIAL	1				4.4	9.68
020	31331-26510	CASE,DIFFERENTIAL	1				2.7	5.94
030	31331-26340	SHAFT,DIFF.PINION	1				0.3	0.66
040	31220-26280	KEY,FEATHER	1				0.005	0.011
050	35430-26350	PINION,DIFF.	2				0.16	0.352
060	31351-26390	WASHER,DIFF.PINION	2				0.012	0.0264
070	32580-43330	GEAR,DIFF.SIDE	1				0.49	1.078
080	38180-26440	GEAR,DIFF.SIDE LH	1				0.61	1.342
090	31331-26470	WASHER,SIDE GEAR	2			1.5MM	0.005	0.011
090	31331-26480	WASHER,SIDE GEAR	2			1.6MM	0.017	0.0374
090	31331-26490	WASHER,SIDE GEAR	2			1.7MM	0.02	0.044
100	34150-26615	SHIFTER,DIFF.LOCK	1				0.4	0.88
110	31331-26550	CASE,DIFF.BEARING RH	1				1.59	3.498
120	31331-26560	CASE,DIFF.BEARING LH	1				1.9	4.18
130	01133-51030	BOLT	8				0.025	0.055
140	37150-26160	SHIM	12			0.2MM	0.005	0.011
140	37150-26170	SHIM	8			0.1MM	0.005	0.011
140	37150-26180	SHIM	4			0.5MM	0.01	0.022
150	08101-06210	BEARING,BALL	1				0.45	0.99
160	08101-06208	BEARING,BALL	1				0.355	0.781

DIFFERENTIAL LOCK PEDAL



10394-02

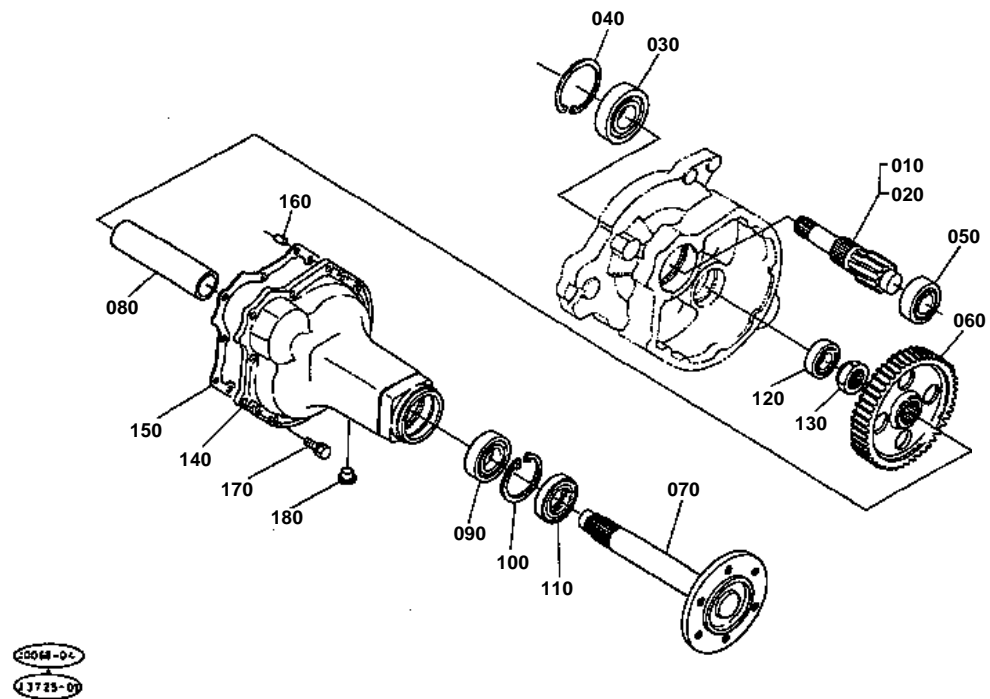


DIFFERENTIAL LOCK PEDAL

↔ Interchangeable; ≠ not interchangeable; ← new for old; → old for new

REF.No	Part No.	Description	Q'ty	S.No.	I/C	REMARKS	Weight (kgf)	Weight (lb)
010	31331-26630	FORK,SHIFT	1			[A]	0.49	1.078
020	31351-26620	PIN,JOINT	1				0.008	0.0176
030	04013-50060	WASHER,PLAIN	1				0	0
040	05511-50212	PIN,SPLIT	1				0.001	0.0022
050	31351-26680	SHAFT,DIFF.LOCK FORK	1				0.48	1.056
060	04014-50160	WASHER,PLAIN	2				0.013	0.0286
070	09500-16287	SEAL,OIL	2				0.01	0.022
080	05411-00630	PIN,SPRING	2				0.004	0.0088
090	30400-26640	PEDAL,DIFF.LOCK	1				0.22	0.484
100	30442-26660	SHAFT,DIFF.LOCK	1				0	0
110	05411-00625	PIN,SPRING	1				0.004	0.0088
120	31351-26670	ROD,DIFF.LOCK	1				0.1	0.22
130	04012-50080	WASHER,PLAIN	2				0.001	0.0022
140	05511-50215	PIN,SPLIT	2				0.001	0.0022
150	37150-15840	SPRING	1				0.06	0.132

REAR AXLE



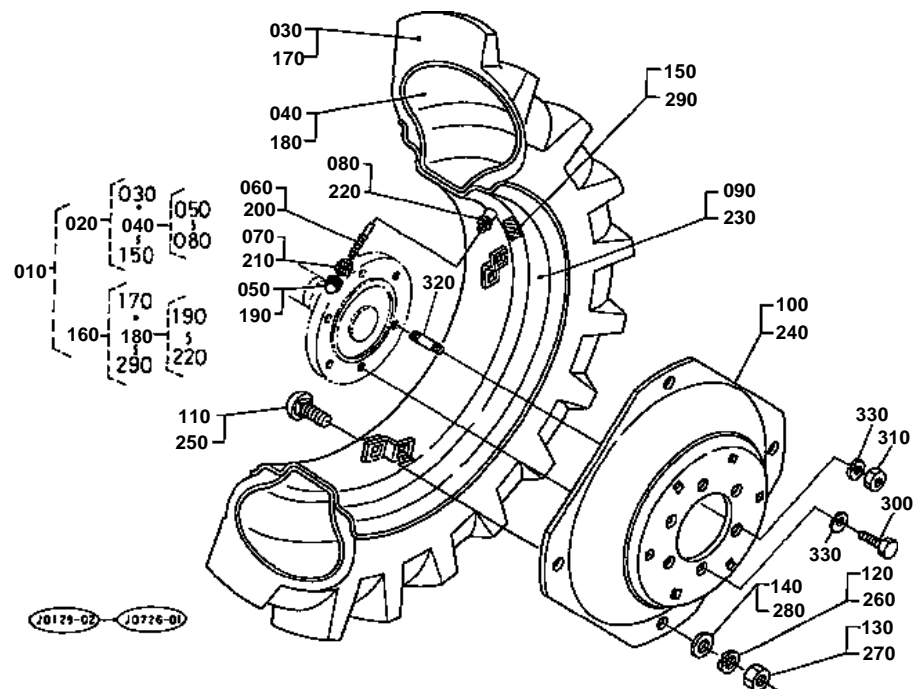


REAR AXLE

↔ Interchangeable; ≠ not interchangeable; ← new for old; → old for new

REF.No	Part No.	Description	Q'ty	S.No.	I/C	REMARKS	Weight (kgf)	Weight (lb)
010	32410-26710	SHAFT,DIFF.GEAR RH	1			[A] 11T	1.86	4.092
020	32410-26720	SHAFT,DIFF.GEAR LH	1			[A] 11T	2.06	4.532
030	08101-06309	BEARING,BALL	2				0.82	1.804
040	04611-01000	CIR-CLIP,INTERNAL	2				0.042	0.0924
050	08101-06307	BEARING,BALL	2				0.44	0.968
060	31341-26833	GEAR	2			53T	4.74	10.428
070	32420-27113	AXLE,REAR	2				10.05	22.11
080	32420-27143	SPACER	2				1.415	3.113
090	08101-06210	BEARING,BALL	2				0.45	0.99
100	04611-00900	CIR-CLIP,INTERNAL	2				0.031	0.0682
110	31359-44510	SEAL,OIL	2				0.18	0.396
120	08101-06306	BEARING,BALL	2				0.335	0.737
130	70650-11380	NUT	2				0.11	0.242
140	32420-27332	CASE,REAR AXLE	2				0	0
150	32420-27350	GASKET,AXLE CASE	2				0	0
160	37150-27370	PIN,STRAIGHT	4				0.009	0.0198
170	01133-51035	BOLT	20				0.03	0.066
180	31220-14290	PLUG	8				0.002	0.0044

REAR WHEEL (11.2-24 FSLFA)





REAR WHEEL (11.2-24 FSLFA)

↔ Interchangeable; ≠ not interchangeable; ← new for old; → old for new

REF.No	Part No.	Description	Q'ty	S.No.	I/C	REMARKS	Weight (kgf)	Weight (lb)
010	32470-27900	ASSY REAR WHEEL	1				122	268.4
020	32470-27610	ASSY REAR WHEEL LH	1				62	136.4
030	32420-27620	TIRE	1				31.5	69.3
040	32240-27630	TUBE	1				0	0
050	38240-11690	CAP,VALVE	1				0.001	0.0022
060	32150-27740	CORE,VALVE	1				0.003	0.0066
070	32270-27730	HOUSING,VALVE CORE	1				0.014	0.0308
080	32270-27710	NUT,RIM	1				0.006	0.0132
090	32470-27650	RIM	1				14.7	32.34
100	32470-27660	DISK	1				13.5	29.7
110	31220-27680	BOLT	4				0.09	0.198
120	04512-50160	WASHER,SPRING	4				0	0
130	02174-50160	NUT	4				0.022	0.0484
140	04011-50160	WASHER,PLAIN	4				0	0
150	32470-27680	LABEL,TIRE LH	1				0.001	0.0022
160	32470-27690	ASSY REAR WHEEL RH	1				62	136.4
170	32420-27620	TIRE	1				31.5	69.3
180	32240-27630	TUBE	1				0	0
190	38240-11690	CAP,VALVE	1				0.001	0.0022
200	32150-27740	CORE,VALVE	1				0.003	0.0066
210	32270-27730	HOUSING,VALVE CORE	1				0.014	0.0308
220	32270-27710	NUT,RIM	1				0.006	0.0132
230	32470-27650	RIM	1				14.7	32.34
240	32470-27660	DISK	1				13.5	29.7
250	31220-27680	BOLT	4				0.09	0.198
260	04512-50160	WASHER,SPRING	4				0	0
270	02174-50160	NUT	4				0.022	0.0484
280	04011-50160	WASHER,PLAIN	4				0	0
290	32470-27670	LABEL,TIRE RH	1				0.001	0.0022
300	01073-51630	BOLT	8				0.079	0.1738
310	02076-50160	NUT	4				0.03	0.066
320	01517-51632	STUD	4				0.076	0.1672
330	04512-50160	WASHER,SPRING	12				0	0

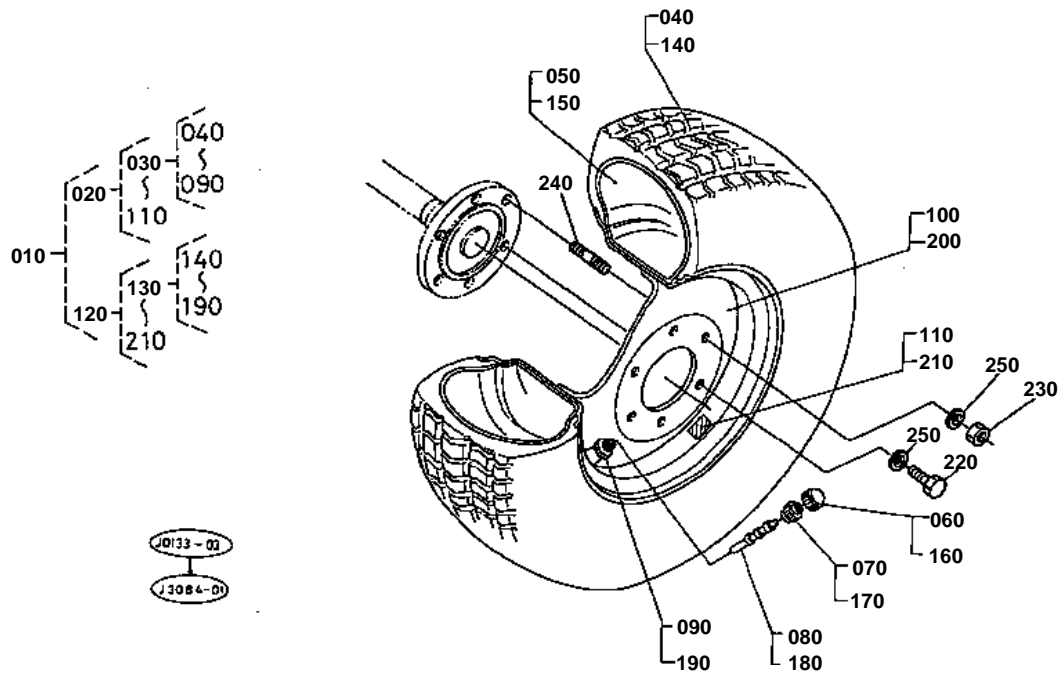


REAR WHEEL (13.6-16 PD)

↔ Interchangeable; ≠ not interchangeable; ← new for old; → old for new

REF.No	Part No.	Description	Q'ty	S.No.	I/C	REMARKS	Weight (kgf)	Weight (lb)
010	32470-27700	ASSY REAR WHEEL	1				90	198
020	32470-27710	ASSY REAR WHEEL LH	1				45	99
030	38450-99330	TIRE	1				20.5	45.1
040	99424-27120	TUBE	1				3.8	8.36
050	32470-27950	WHEEL	1				4.5	9.9
060	32270-27730	HOUSING,VALVE CORE	1				0.014	0.0308
070	38240-11690	CAP,VALVE	1				0.001	0.0022
080	32150-27740	CORE,VALVE	1				0.003	0.0066
090	32270-27710	NUT,RIM	1				0.006	0.0132
100	32470-27780	LABEL,TIRE LH	1				0.001	0.0022
110	32470-27720	ASSY REAR WHEEL RH	1				45	99
120	38450-99330	TIRE	1				20.5	45.1
130	99424-27120	TUBE	1				3.8	8.36
140	32470-27950	WHEEL	1				4.5	9.9
150	32270-27730	HOUSING,VALVE CORE	1				0.014	0.0308
160	38240-11690	CAP,VALVE	1				0.001	0.0022
170	32150-27740	CORE,VALVE	1				0.003	0.0066
180	32270-27710	NUT,RIM	1				0.006	0.0132
190	32470-27770	LABEL,TIRE RH	1				0.001	0.0022
200	01073-51630	BOLT	8				0.079	0.1738
210	02076-50160	NUT	4				0.03	0.066
220	01517-51632	STUD	4				0.076	0.1672
230	04512-50160	WASHER,SPRING	12				0	0

REAR WHEEL (355/80-D20PD)

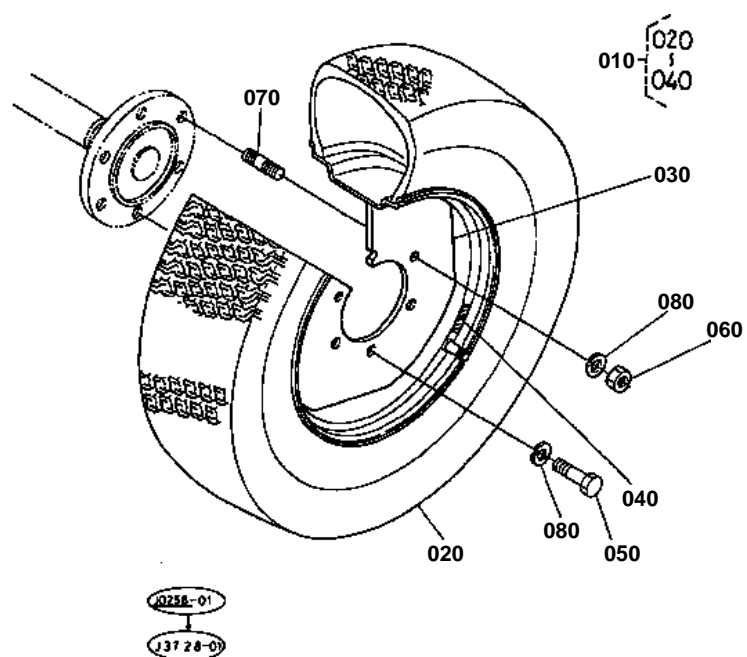




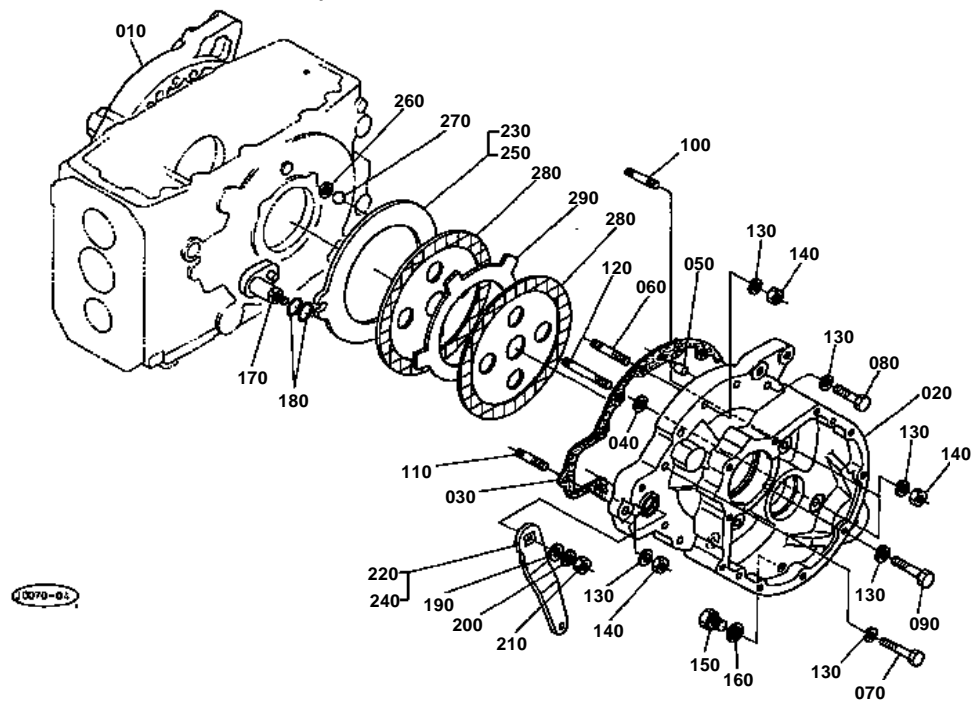
REAR WHEEL (355/80-D20PD)

↔ Interchangeable; ≠ not interchangeable; ← new for old; → old for new

REF.No	Part No.	Description	Q'ty	S.No.	I/C	REMARKS	Weight (kgf)	Weight (lb)
010	32480-27700	ASSY REAR WHEEL	1				133	292.6
020	32480-27710	ASSY REAR WHEEL LH	1				66.5	146.3
030	36346-49300	ASSY TUBE,TIRE	1				0	0
040	36346-49310	TIRE,REAR	1				40	88
050	36346-49320	TUBE,TIRE	1				7.8	17.16
060	38240-11690	CAP,VALVE	1				0.001	0.0022
070	32270-27730	HOUSING,VALVE CORE	1				0.014	0.0308
080	32150-27740	CORE,VALVE	1				0.003	0.0066
090	32270-27710	NUT,RIM	1				0.006	0.0132
100	32480-27950	WHEEL	1				23.4	51.48
110	32480-27870	LABEL,TIRE LH	1				0.001	0.0022
120	32480-27720	ASSY REAR WHEEL RH	1				66.5	146.3
130	36346-49300	ASSY TUBE,TIRE	1				0	0
140	36346-49310	TIRE,REAR	1				40	88
150	36346-49320	TUBE,TIRE	1				7.8	17.16
160	38240-11690	CAP,VALVE	1				0.001	0.0022
170	32270-27730	HOUSING,VALVE CORE	1				0.014	0.0308
180	32150-27740	CORE,VALVE	1				0.003	0.0066
190	32270-27710	NUT,RIM	1				0.006	0.0132
200	32480-27950	WHEEL	1				23.4	51.48
210	32480-27880	LABEL,TIRE RH	1				0.001	0.0022
220	01073-51630	BOLT	8				0.079	0.1738
230	02076-50160	NUT	4				0.03	0.066
240	01517-51632	STUD	4				0.076	0.1672
250	04512-50160	WASHER,SPRING	12				0	0



BRAKE

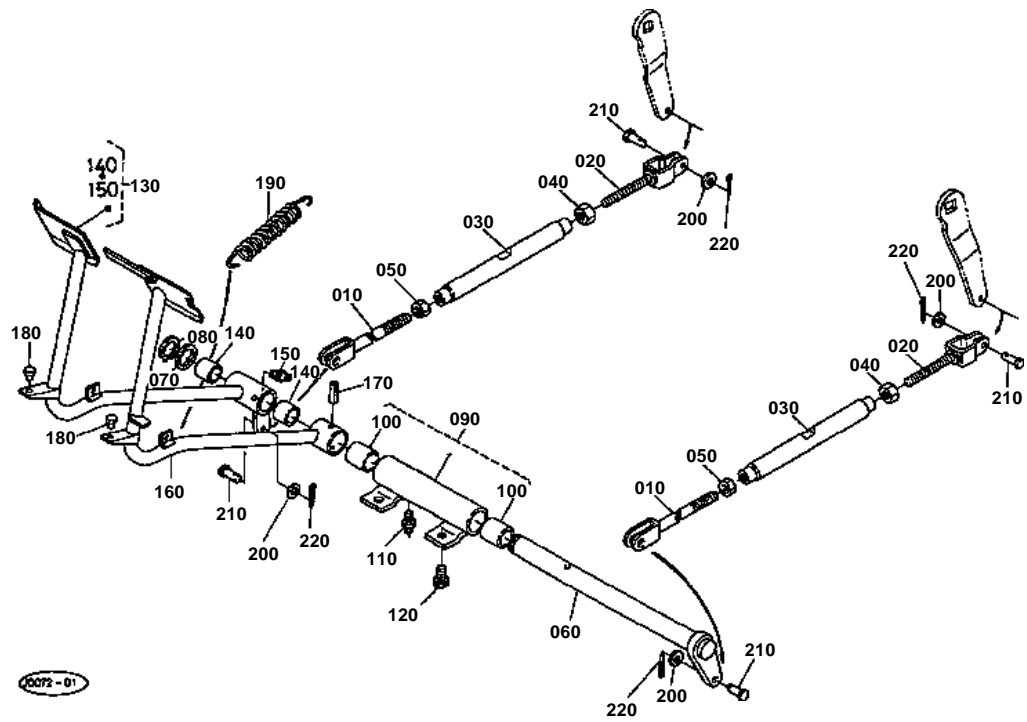


**BRAKE**

↔ Interchangeable; ≠ not interchangeable; ← new for old; → old for new

REF.No	Part No.	Description	Q'ty	S.No.	I/C	REMARKS	Weight (kgf)	Weight (lb)
010	32420-28130	CASE,BRAKE RH	1				0	0
020	32420-28150	CASE,BRAKE LH	1				0	0
030	37260-28160	GASKET	2				0	0
040	32430-28190	GASKET	2				0.002	0.0044
050	37150-27370	PIN,STRAIGHT	4				0.009	0.0198
060	37150-27350	STUD	6				0.06	0.132
070	01173-51260	BOLT	7				0.06	0.132
080	01173-51260	BOLT	1				0.06	0.132
090	01176-51260	BOLT	2				0.06	0.132
100	01574-51260	STUD	8				0	0
110	01574-51235	STUD	2				0	0
120	01574-51280	STUD	2				0.08	0.176
130	04512-50120	WASHER,SPRING	28				0	0
140	02176-50120	NUT	18				0.01	0.022
150	06331-35012	PLUG	2				0.022	0.0484
160	04717-01200	WASHER,WITH RUBBER	2				0.002	0.0044
170	31351-28210	CAM,BRAKE	2				0.35	0.77
180	04811-00220	O RING	4				0.001	0.0022
190	04015-50120	WASHER,PLAIN	2				0	0
200	04512-50120	WASHER,SPRING	2				0	0
210	02174-50120	NUT	2				0.01	0.022
220	37150-28224	LEVER,BRAKE CAM RH	1				0.32	0.704
230	37150-28270	PLATE,CAM RH	1				1.08	2.376
240	37150-28234	LEVER,BRAKE CAM LH	1				0.3	0.66
250	37150-28240	PLATE,CAM LH	1				1.13	2.486
260	37150-28250	SEAT,BALL	12				0.003	0.0066
270	07715-00805	BALL	12				0.016	0.0352
280	37150-28200	DISK,BRAKE	4				0.774	1.7028
290	37720-28170	PLATE	2				0.422	0.9284

BRAKE PEDAL



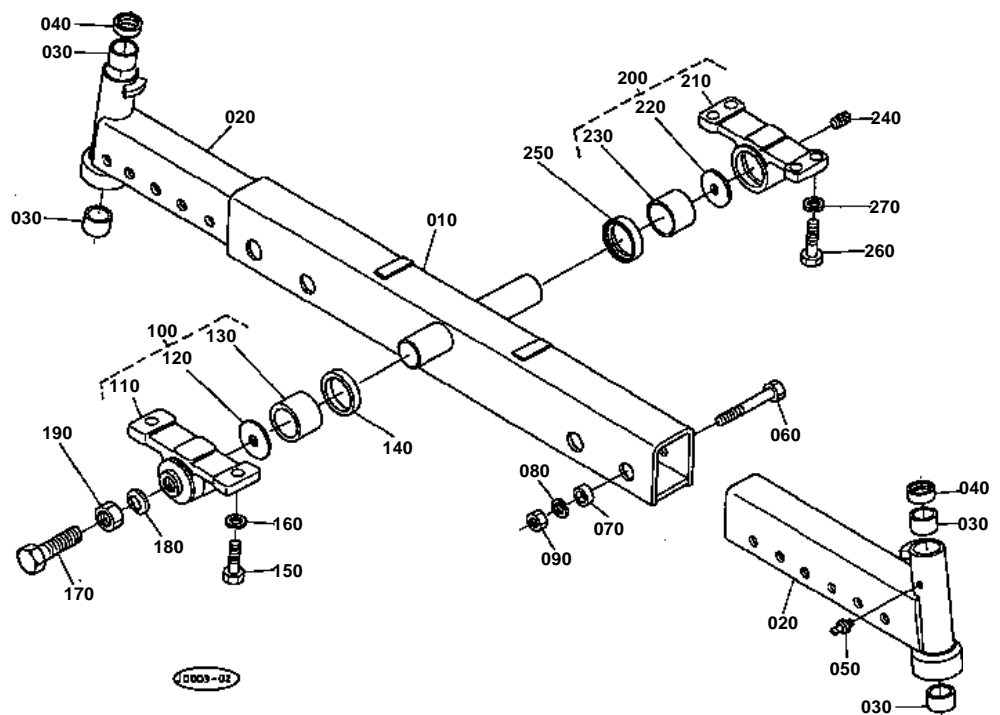


BRAKE PEDAL

↔ Interchangeable; ≠ not interchangeable; ← new for old; → old for new

REF.No	Part No.	Description	Q'ty	S.No.	I/C	REMARKS	Weight (kgf)	Weight (lb)
010	35340-28930	ROD,BRAKE	2				0.19	0.418
020	35340-28940	ROD,BRAKE	2				0.19	0.418
030	38240-28980	TURNBUCKLE	2				0.29	0.638
040	37300-28990	NUT	2				0.015	0.033
050	02174-50140	NUT	2				0.014	0.0308
060	31351-28410	SHAFT,BRAKE PEDAL	1				1.45	3.19
070	32150-28460	COLLAR	1				0.007	0.0154
080	04612-00250	CIR-CLIP,EXTERNAL	1				0.002	0.0044
090	38240-28420	SUPPORT,PEDAL SHAFT	1				0.93	2.046
100	34150-28430	BUSH	2				0.04	0.088
110	06613-10675	NIPPLE,GREASE	1				0.003	0.0066
120	01133-51020	BOLT	4				0.02	0.044
130	32430-28600	ASSY PEDAL,BRAKE RH	1				1.685	3.707
140	38180-28670	BUSH	2				0.02	0.044
150	06613-10675	NIPPLE,GREASE	1				0.003	0.0066
160	32430-28630	PEDAL,BRAKE LH	1				1.66	3.652
170	05411-00840	PIN,SPRING	1				0.008	0.0176
180	31355-83130	CUSHION	2				0.003	0.0066
190	37150-15840	SPRING	2				0.06	0.132
200	04012-50080	WASHER,PLAIN	4				0.001	0.0022
210	05112-50828	PIN,JOINT	4				0.013	0.0286
220	05511-50215	PIN,SPLIT	4				0.001	0.0022

FRONT AXLE



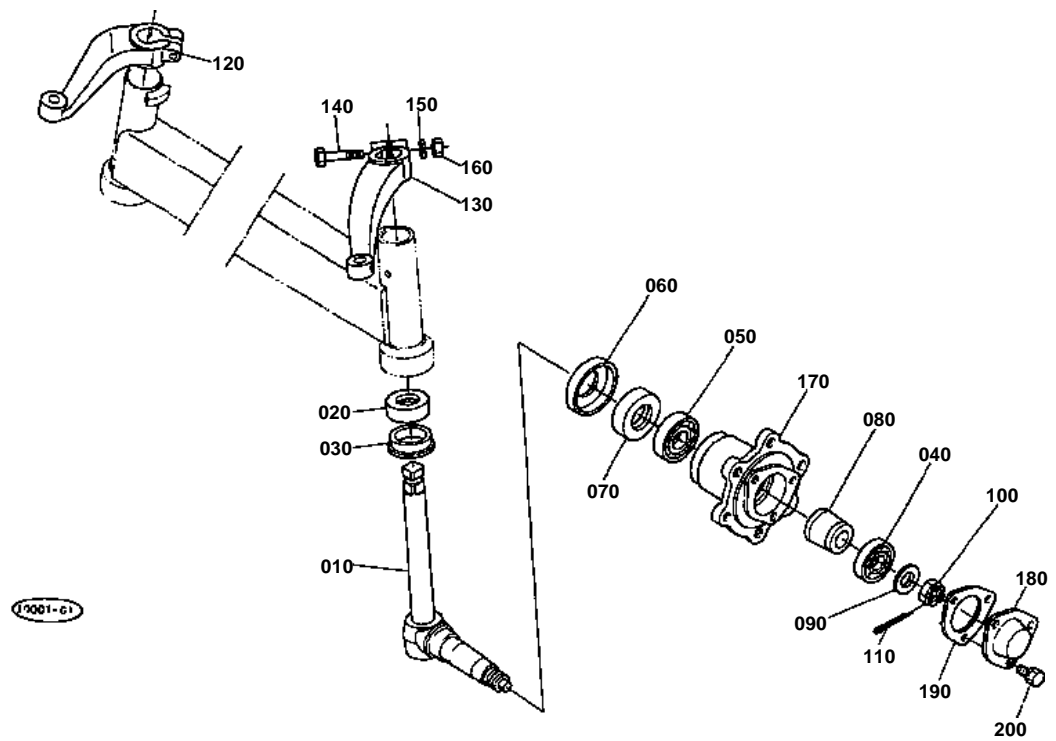


FRONT AXLE

↔ Interchangeable; ≠ not interchangeable; ← new for old; → old for new

REF.No	Part No.	Description	Q'ty	S.No.	I/C	REMARKS	Weight (kgf)	Weight (lb)
010	32420-13110	AXLE,FRONT MIDDLE	1				12.5	27.5
020	32420-13120	AXLE,FRONT OUTER	2				0	0
030	38240-13130	BUSH	4				0.015	0.033
040	38240-13140	SEAL,OIL	2				0.004	0.0088
050	06613-10010	NIPPLE,GREASE	2				0.006	0.0132
060	01173-51495	BOLT	4				0.13	0.286
070	38240-13150	COLLAR	4				0.04	0.088
080	04512-50140	WASHER,SPRING	4				0	0
090	02176-50140	NUT	4				0.014	0.0308
100	38430-13660	ASSY BRACKET	1				1.6	3.52
110	38430-13670	BRACKET	1				1.5	3.3
120	38240-13430	WASHER,THRUST	1				0.032	0.0704
130	08511-04025	BUSH	1				0.05	0.11
140	38240-13160	SEAL,OIL	1				0.005	0.011
150	01173-51435	BOLT	2				0.056	0.1232
160	04512-50140	WASHER,SPRING	2				0	0
170	38630-44760	BOLT	1				0.08	0.176
180	38440-44750	WASHER,SEAL	1				0.003	0.0066
190	02176-50160	NUT	1				0.021	0.0462
200	38240-13690	ASSY BRACKET	1				1.6	3.52
210	38240-13680	BRACKET	1				1.5	3.3
220	38240-13430	WASHER,THRUST	1				0.032	0.0704
230	08511-04025	BUSH	1				0.05	0.11
240	06312-10010	PLUG	1				0.007	0.0154
250	38240-13160	SEAL,OIL	1				0.005	0.011
260	38240-13180	BOLT,REAMER	4				0.04	0.088
270	04512-50120	WASHER,SPRING	4				0	0

KNUKLE SHAFT



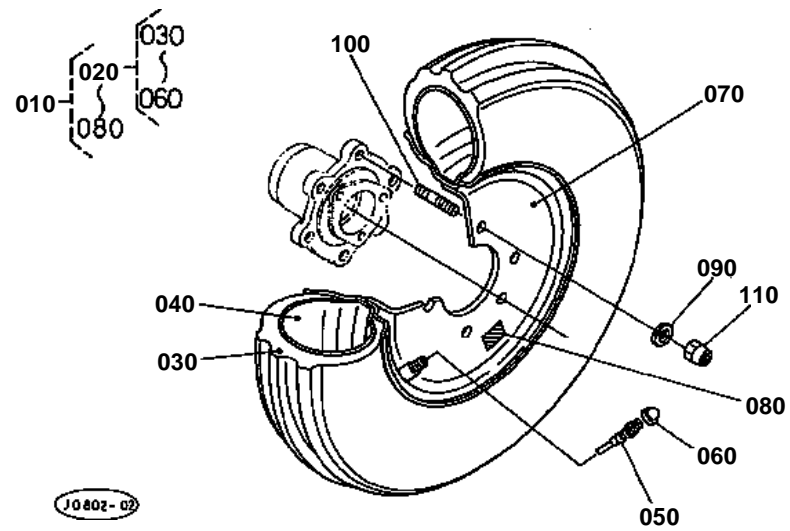


KNUKLE SHAFT

↔ Interchangeable; ≠ not interchangeable; ← new for old; → old for new

REF.No	Part No.	Description	Q'ty	S.No.	I/C	REMARKS	Weight (kgf)	Weight (lb)
010	35300-11110	COMP.SHAFT, KNUCKLE	2				2.7	5.94
020	32150-11510	BEARING, THRUST BALL	2				0.14	0.308
030	37300-11430	SEAL, OIL	2				0.05	0.11
040	08101-06205	BEARING, BALL	2				0.14	0.308
050	08101-06206	BEARING, BALL	2				0.196	0.4312
060	32240-11480	COVER, DUST	2				0.08	0.176
070	37300-11160	SEAL, OIL	2				0.08	0.176
080	38240-11420	SPACER	2				0.205	0.451
090	04011-50200	WASHER, PLAIN	2				0.015	0.033
100	02372-50200	NUT	2				0.024	0.0528
110	05511-50430	PIN, SPLIT	2				0.004	0.0088
120	31351-11210	ARM, KNUCKLE RH	1				1.3	2.86
130	31351-11220	ARM, KNUCKLE LH	1				1.28	2.816
140	32240-11270	BOLT	2				0.066	0.1452
150	04512-50120	WASHER, SPRING	2				0	0
160	02176-50120	NUT	2				0.01	0.022
170	35260-11310	HUB, FRONT WHEEL	2				3.75	8.25
180	32240-11350	CAP, FRONT WHEEL	2				0.065	0.143
190	32150-11360	GASKET	2				0	0
200	01123-50814	BOLT	6				0	0

FRONT WHEEL (4.00-15 FSR)



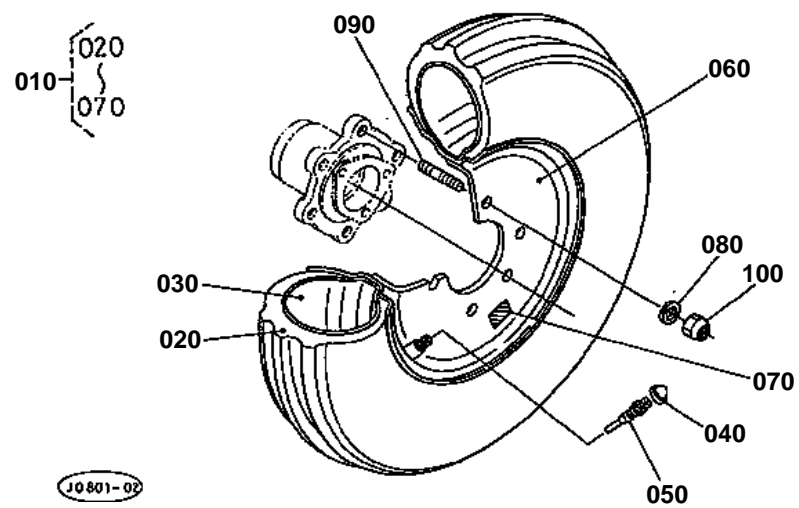


FRONT WHEEL (4.00-15 FSR)

↔ Interchangeable; ≠ not interchangeable; ← new for old; → old for new

REF.No	Part No.	Description	Q'ty	S.No.	I/C	REMARKS	Weight (kgf)	Weight (lb)
010	32460-11600	ASSY FRONT WHEEL	2				0	0
020	35110-11610	ASSY TIRE	2				5	11
030	31220-11620	TIRE	2				3.5	7.7
040	31220-11630	TUBE	2				0.64	1.408
050	32150-27740	CORE,VALVE	2				0.003	0.0066
060	38240-11690	CAP,VALVE	2				0.001	0.0022
070	32460-11640	ASSY WHEEL	2				7.2	15.84
080	32460-11670	LABEL,TIRE	4				0.001	0.0022
090	04512-50140	WASHER,SPRING	12				0	0
100	01517-51428	STUD	12				0.05	0.11
110	35340-11390	NUT	12				0.03	0.066

FRONT WHEEL (5.00-15 FSR)

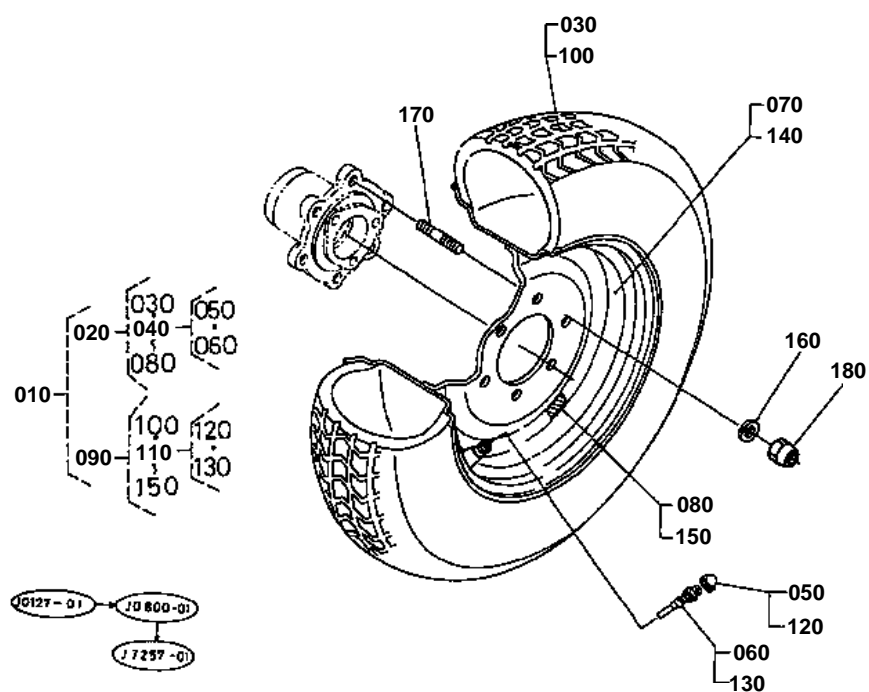


**FRONT WHEEL (5.00-15 FSR)**

↔ Interchangeable; ≠ not interchangeable; ← new for old; → old for new

REF.No	Part No.	Description	Q'ty	S.No.	I/C	REMARKS	Weight (kgf)	Weight (lb)
010	32470-11600	ASSY FRONT WHEEL	2				0	0
020	32270-11620	TIRE	2				6.3	13.86
030	32270-11630	TUBE	2				0.95	2.09
040	38240-11690	CAP, VALVE	2				0.001	0.0022
050	32150-27740	CORE, VALVE	2				0.003	0.0066
060	32460-11640	ASSY WHEEL	2				7.2	15.84
070	32470-11670	LABEL, TIRE	2				0.001	0.0022
080	04512-50140	WASHER, SPRING	12				0	0
090	01517-51428	STUD	12				0.05	0.11
100	35340-11390	NUT	12				0.03	0.066

FRONT WHEEL (23X8.50-12 PD)

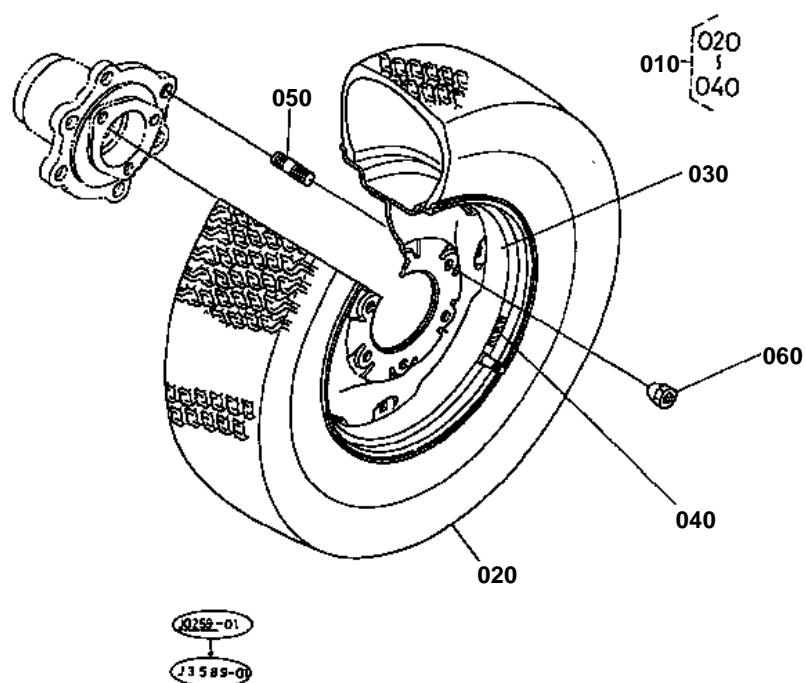




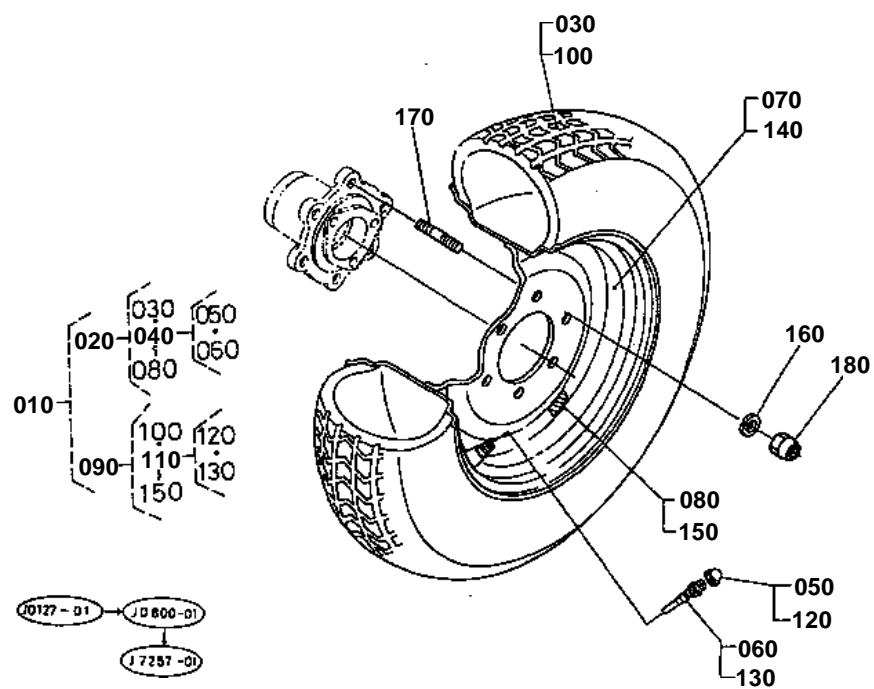
FRONT WHEEL (23X8.50-12 PD)

↔ Interchangeable; ≠ not interchangeable; ← new for old; → old for new

REF.No	Part No.	Description	Q'ty	S.No.	I/C	REMARKS	Weight (kgf)	Weight (lb)
010	32460-11900	ASSY FRONT WHEEL	1				0	0
020	32460-11910	ASSY FRONT WHEEL RH	1				0	0
030	35260-11810	TIRE	1				7.12	15.664
040	34159-11850	VALVE,TIRE	1				0.013	0.0286
050	38240-11690	CAP,VALVE	1				0.001	0.0022
060	32150-27740	CORE,VALVE	1				0.003	0.0066
070	32460-11950	WHEEL	1				6.76	14.872
080	32460-11720	LABEL,TIRE RH	1				0.001	0.0022
090	32460-11920	ASSY FRONT WHEEL LH	1				0	0
100	35260-11810	TIRE	1				7.12	15.664
110	34159-11850	VALVE,TIRE	1				0.013	0.0286
120	38240-11690	CAP,VALVE	1				0.001	0.0022
130	32150-27740	CORE,VALVE	1				0.003	0.0066
140	32460-11950	WHEEL	1				6.76	14.872
150	32460-11710	LABEL,TIRE LH	1				0.001	0.0022
160	04512-50140	WASHER,SPRING	12				0	0
170	01517-51428	STUD	12				0.05	0.11
180	35340-11390	NUT	12				0.03	0.066



FRONT WHEEL (25X8.50-14 PD)

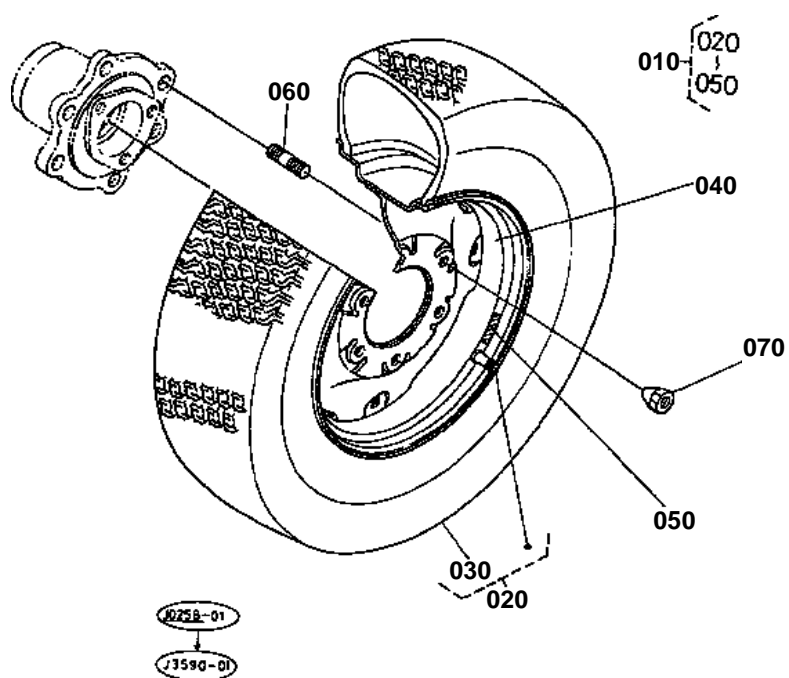




FRONT WHEEL (25X8.50-14 PD)

↔ Interchangeable; ≠ not interchangeable; ← new for old; → old for new

REF.No	Part No.	Description	Q'ty	S.No.	I/C	REMARKS	Weight (kgf)	Weight (lb)
010	32480-11600	ASSY FRONT WHEEL	1				38	83.6
020	32480-11610	ASSY FRONT WHEEL RH	1				0	0
030	35230-11810	TIRE	1				8	17.6
040	34159-11850	VALVE,TIRE	1				0.013	0.0286
050	38240-11690	CAP,VALVE	1				0.001	0.0022
060	32150-27740	CORE,VALVE	1				0.003	0.0066
070	32480-11650	ASSY WHEEL	1				10	22
080	32480-11720	LABEL,TIRE RH	1				0.001	0.0022
090	32480-11620	ASSY FRONT WHEEL LH	1				0	0
100	35230-11810	TIRE	1				8	17.6
110	34159-11850	VALVE,TIRE	1				0.013	0.0286
120	38240-11690	CAP,VALVE	1				0.001	0.0022
130	32150-27740	CORE,VALVE	1				0.003	0.0066
140	32480-11650	ASSY WHEEL	1				10	22
150	32480-11710	LABEL,TIRE LH	1				0.001	0.0022
160	04512-50140	WASHER,SPRING	12				0	0
170	01517-51428	STUD	12				0.05	0.11
180	35340-11390	NUT	12				0.03	0.066

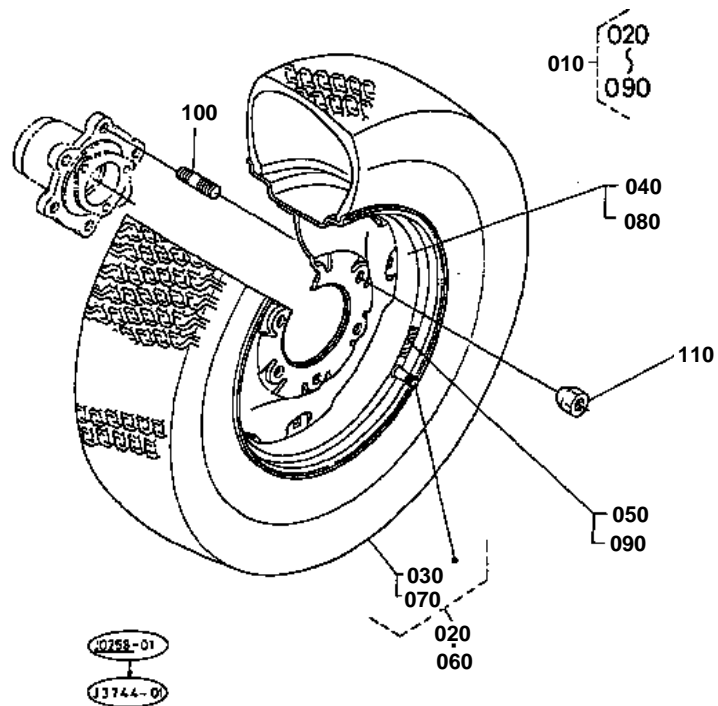


**FRONT WHEEL (25X8.50-14 NHS) [A]**

↔ Interchangeable; ≠ not interchangeable; ← new for old; → old for new

REF.No	Part No.	Description	Q'ty	S.No.	I/C	REMARKS	Weight (kgf)	Weight (lb)
010	35070-11600	ASSY FRONT WHEEL	2			RESERVED BY KTC	0	0
020	35070-11810	ASSY TIRE	2			RESERVED BY KTC	0	0
030	35070-11820	TIRE	2			RESERVED BY KTC	0	0
040	35070-11650	WHEEL	2			RESERVED BY KTC	0	0
050	35070-11660	LABEL,TIRE	2			RESERVED BY KTC	0	0
060	01517-51428	STUD	12				0.05	0.11
070	35340-11390	NUT	12				0.03	0.066

FRONT WHEEL (29X12.50-15 NHS)

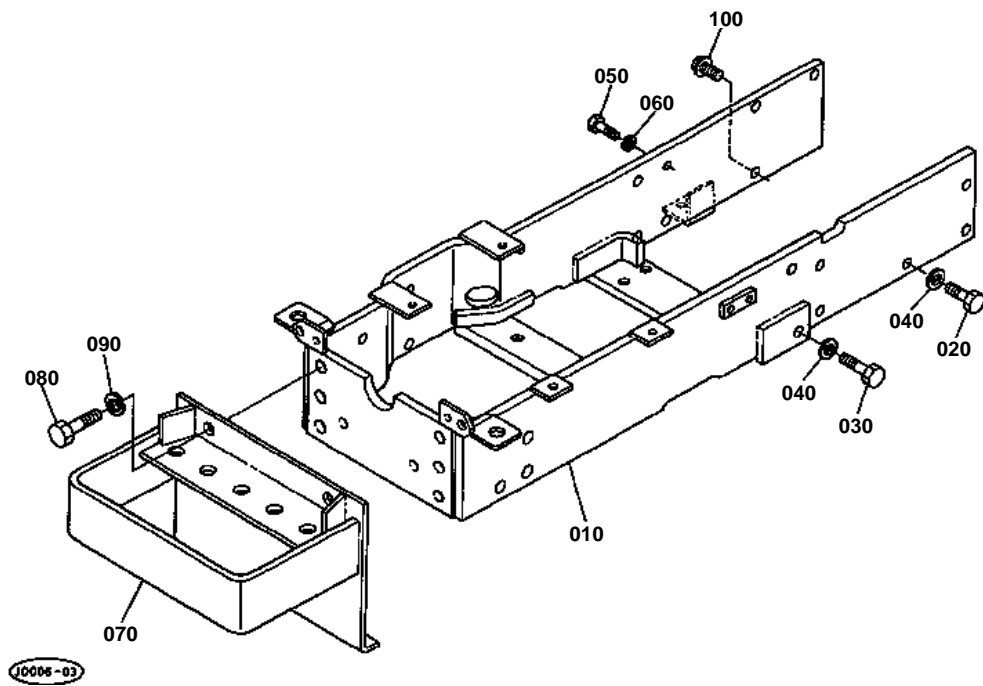


**FRONT WHEEL (29X12.50-15 NHS)**

↔ Interchangeable; ≠ not interchangeable; ← new for old; → old for new

REF.No	Part No.	Description	Q'ty	S.No.	I/C	REMARKS	Weight (kgf)	Weight (lb)
010	35080-11500	ASSY TIRE	1			RESERVED BY KTC	0	0
020	35080-11510	TIRE,RH	1			RESERVED BY KTC	0	0
030	35080-11530	TIRE	1			RESERVED BY KTC	0	0
040	35080-11540	WHEEL	1			RESERVED BY KTC	0	0
050	35080-11550	LABEL,TIRE RH	1			RESERVED BY KTC	0	0
060	35080-11520	TIRE,LH	1			RESERVED BY KTC	0	0
070	35080-11530	TIRE	1			RESERVED BY KTC	0	0
080	35080-11540	WHEEL	1			RESERVED BY KTC	0	0
090	35080-11560	LABEL,TIRE LH	1			RESERVED BY KTC	0	0
100	01517-51428	STUD	12				0.05	0.11
110	35340-11390	NUT	12				0.03	0.066

FRONT AXLE FRAME



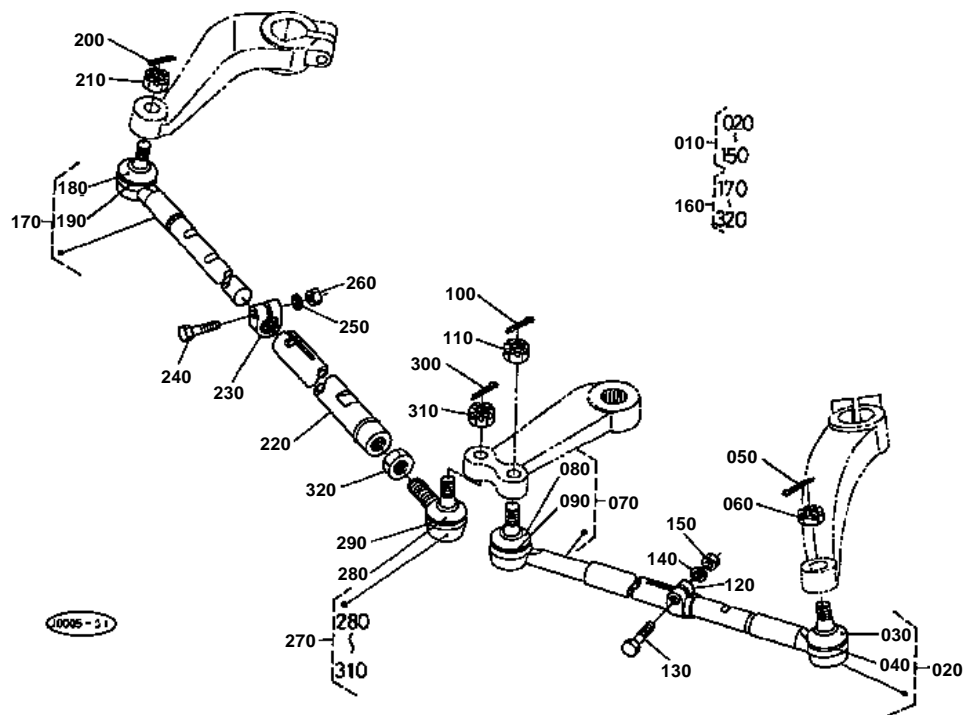


FRONT AXLE FRAME

↔ Interchangeable; ≠ not interchangeable; ← new for old; → old for new

REF.No	Part No.	Description	Q'ty	S.No.	I/C	REMARKS	Weight (kgf)	Weight (lb)
010	32420-13615	FRAME,FRONT AXLE	1				30	66
020	01176-51235	BOLT	9				0.041	0.0902
030	01176-51245	BOLT	4				0.05	0.11
040	04512-50120	WASHER,SPRING	13				0	0
050	01176-51030	BOLT	1				0	0
060	04512-50100	WASHER,SPRING	1				0	0
070	32420-44880	BUMPER	1				8.55	18.81
080	01173-51435	BOLT	4				0.056	0.1232
090	04512-50140	WASHER,SPRING	4				0	0
100	01774-51225	BOLT,FLANGE	1				0.04	0.088

STEERING LINKAGE

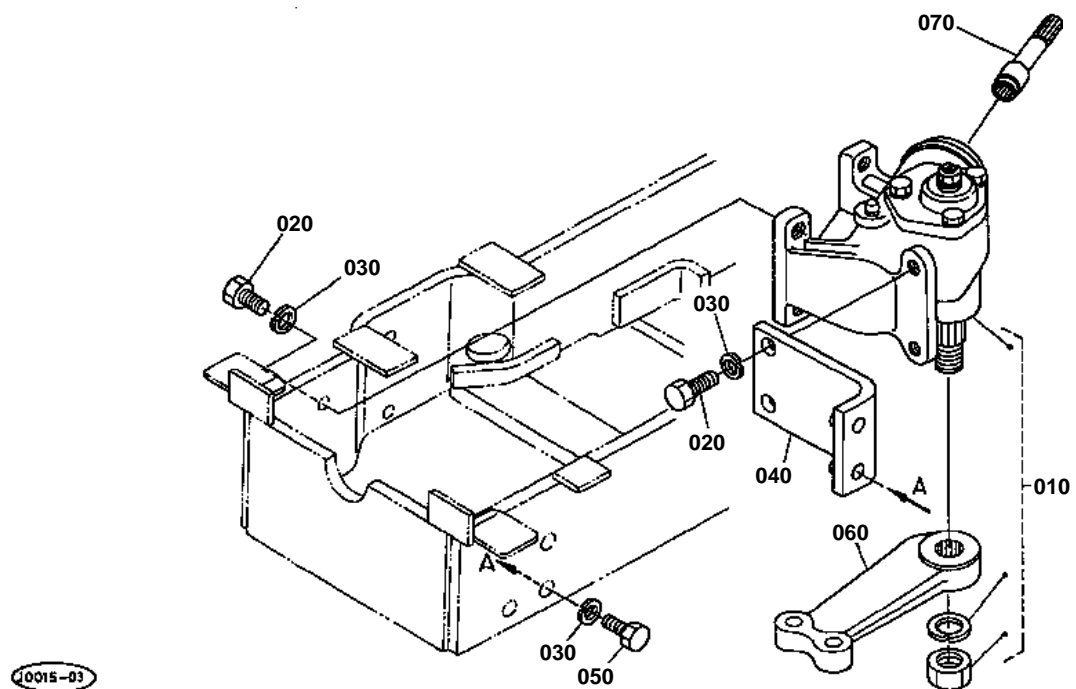


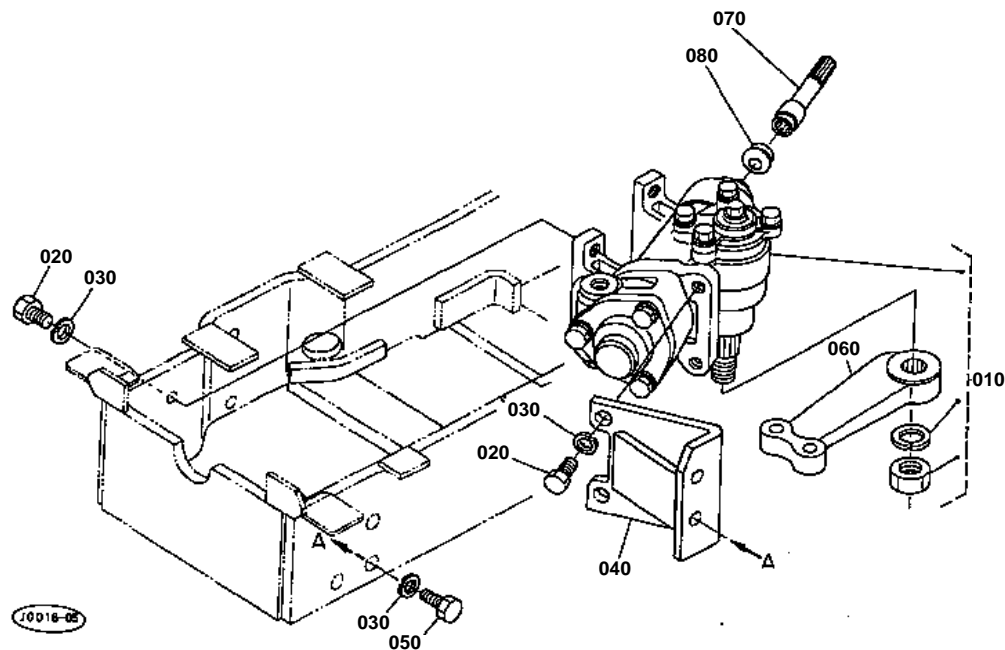


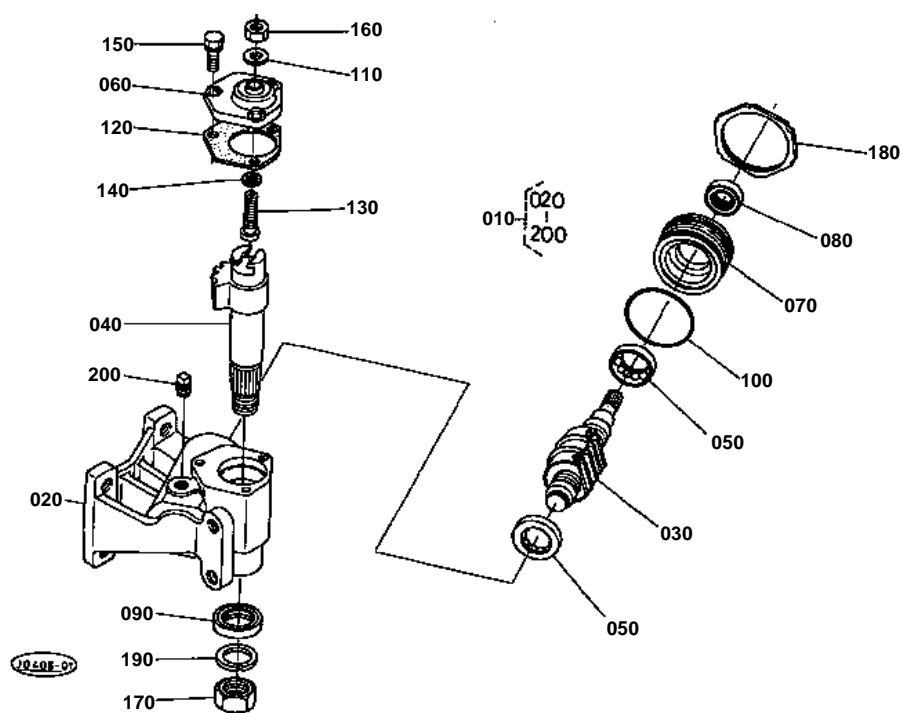
STEERING LINKAGE

↔ Interchangeable; ≠ not interchangeable; ← new for old; → old for new

REF.No	Part No.	Description	Q'ty	S.No.	I/C	REMARKS	Weight (kgf)	Weight (lb)
010	32420-12400	ASSY ROD,TIE LH	1				2	4.4
020	32430-12410	COMP.ROD,TIE	1				0.855	1.881
030	38240-12650	COVER,DUST	1				0.01	0.022
040	38240-12660	CLIP	1				0.005	0.011
050	05511-50325	PIN,SPLIT	1				0.002	0.0044
060	38240-12830	NUT	1				0.008	0.0176
070	32420-12450	ROD,TIE LH	1				1.07	2.354
080	38240-12650	COVER,DUST	1				0.01	0.022
090	38240-12660	CLIP	1				0.005	0.011
100	05511-50325	PIN,SPLIT	1				0.002	0.0044
110	38240-12830	NUT	1				0.008	0.0176
120	33251-62860	CLAMP,TIE ROD	1				0.078	0.1716
130	38430-12560	BOLT	1				0.35	0.77
140	04512-50100	WASHER,SPRING	1				0	0
150	02176-50100	NUT	1				0.005	0.011
160	32420-12500	ASSY ROD,TIE RH	1				1.82	4.004
170	32430-12410	COMP.ROD,TIE	1				0.855	1.881
180	38240-12650	COVER,DUST	1				0.01	0.022
190	38240-12660	CLIP	1				0.005	0.011
200	05511-50325	PIN,SPLIT	1				0.002	0.0044
210	38240-12830	NUT	1				0.008	0.0176
220	32420-12520	ROD,TIE OUTER	1				0.58	1.276
230	33251-62860	CLAMP,TIE ROD	1				0.078	0.1716
240	38430-12560	BOLT	1				0.35	0.77
250	04512-50100	WASHER,SPRING	1				0	0
260	02176-50100	NUT	1				0.005	0.011
270	38440-44780	ASSY END,TIE ROD RH	1				0.322	0.7084
280	38240-12650	COVER,DUST	1				0.01	0.022
290	38240-12660	CLIP	1				0.005	0.011
300	05511-50325	PIN,SPLIT	1				0.002	0.0044
310	38240-12830	NUT	1				0.008	0.0176
320	02174-50160	NUT	1				0.022	0.0484









STEERING (MS) [COMPONENT PARTS]

↔ Interchangeable; ≠ not interchangeable; ← new for old; → old for new

REF.No	Part No.	Description	Q'ty	S.No.	I/C	REMARKS	Weight (kgf)	Weight (lb)
010	31351-16105	ASSY STEERING	1				5	11
020	34070-17220	ASSY BOX,GEAR	1				4.5	9.9
030	31351-16230	ASSY NUT,BALL	1				0.65	1.43
040	31351-16120	SHAFT,SECTOR	1				0.77	1.694
050	38260-16210	BEARING	2				0.06	0.132
060	31351-16410	ASSY COVER,SIDE	1				0.37	0.814
070	31351-16330	COVER,REAR	1				0.325	0.715
080	09500-17307	SEAL,OIL	1				0.07	0.154
090	09500-26387	SEAL,OIL	1				0.008	0.0176
100	04811-10530	O RING	1				0.005	0.011
110	31351-16250	WASHER,SEAL	1				0.015	0.033
120	31351-16420	PACKING,SIDE COVER	1				0.005	0.011
130	32130-16480	SCREW,ADJUSTING	1				0.025	0.055
140	34150-16440	COLLAR,ADJUSTING	1			1.515 TO 1.535MM	0.002	0.0044
140	34150-16450	COLLAR,ADJUSTING	1			1.545 TO 1.565MM	0.002	0.0044
140	34150-16460	COLLAR,ADJUSTING	1			1.575 TO 1.595MM	0.002	0.0044
140	34150-16470	COLLAR,ADJUSTING	1			1.605 TO 1.625MM	0.002	0.0044
140	34150-16480	COLLAR,ADJUSTING	1			1.635 TO 1.655MM	0.002	0.0044
150	01123-50820	BOLT	3				0.011	0.0242
160	02116-50100	NUT	1				0.004	0.0088
170	02172-50200	NUT	1				0.03	0.066
180	38240-16630	NUT	1				0.035	0.077
190	04512-50200	WASHER,SPRING	1				0	0
200	34150-16640	PLUG	1				0.015	0.033

Page:95

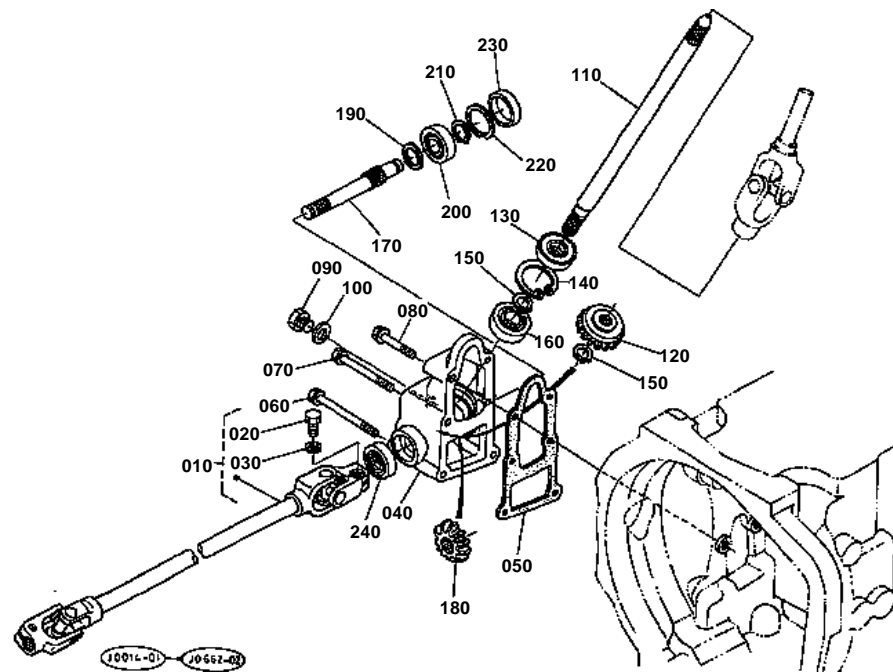


STEERING (PS) [COMPONENT PARTS]

↔ Interchangeable; ≠ not interchangeable; ← new for old; → old for new

REF.No	Part No.	Description	Q'ty	S.No.	I/C	REMARKS	Weight (kgf)	Weight (lb)
010	30400-66100	ASSY STEERING,POWER	1				12.9	28.38
020	31351-66110	ASSY BOX,GEAR	1				1	2.2
030	31351-66130	BEARING,NEEDLE	1				0.03	0.066
040	35270-16140	GASKET	1				0.005	0.011
050	35270-16150	SEAL,OIL	1				0.015	0.033
060	35270-16160	RING	1				0.002	0.0044
070	04811-10300	O RING	1				0.001	0.0022
080	30400-66200	ASSY NUT,BALL	1				2.4	5.28
090	35270-16160	RING	1				0.002	0.0044
100	04811-10300	O RING	1				0.001	0.0022
110	31351-66280	RING	1				0.002	0.0044
120	04811-50550	O RING	1				0.002	0.0044
130	30400-66300	ASSY VALVE	1				1.85	4.07
140	38430-66790	PLUG	2				0.003	0.0066
150	38430-66330	PISTON	4				0.005	0.011
160	38430-66350	SPRING	2				0.003	0.0066
170	30400-66340	SPRING	2				0.01	0.022
180	31351-66360	POPPET	1				0.005	0.011
190	38430-66380	SPRING	1				0.015	0.033
200	31351-66370	SCREW,ADJUSTING	1				0.047	0.1034
210	31351-66380	NUT	1				0.022	0.0484
220	31351-66390	O RING	1				0.001	0.0022
230	35270-16400	ASSY COVER,SIDE	1				0.75	1.65
240	35270-16420	BEARING,NEEDLE	1				0.045	0.099
250	04811-50600	O RING	1				0.002	0.0044
260	31351-66500	ASSY COVER, TOP	1				0.3	0.66
270	35270-16320	BEARING,NEEDLE	1				0.02	0.044
280	35270-16160	RING	1				0.002	0.0044
290	04811-10300	O RING	1				0.001	0.0022
300	31351-66530	SEAL,OIL	1				0.01	0.022
310	04611-00320	CIR-CLIP,INTERNAL	1				0.002	0.0044
320	31351-66540	SEAL,DUST	1				0.02	0.044
330	35270-16340	O RING	1				0.003	0.0066
340	31351-66600	ASSY SHAFT,SECTOR	1				1.105	2.431
350	31351-66710	COVER,END	1				0.23	0.506
360	31351-66720	BOLT	3				0.04	0.088
370	35270-16650	BOLT	4				0.02	0.044
380	04512-50100	WASHER,SPRING	7				0	0
390	04811-10700	O RING	2				0.001	0.0022
400	04811-00080	O RING	2				0.001	0.0022
410	38430-66650	NUT	1				0.065	0.143
420	38430-66630	RING,DRIVE	2				0.06	0.132
430	38430-66610	RING,DRIVE	1				0.05	0.11
440	35270-16660	RING,DRIVE	1				0.01	0.022
450	38430-66640	BEARING,NEEDLE	2				0.01	0.022
460	04611-00630	CIR-CLIP,INTERNAL	1				0.012	0.0264
470	35270-16700	NUT,CAP	1				0.11	0.242
480	35270-16670	NUT	1				0.005	0.011
490	35270-16690	GASKET	2				0.001	0.0022
500	31351-66730	CONNECTOR	1				0.01	0.022
510	02076-50220	NUT	1				0.07	0.154
520	04512-50220	WASHER,SPRING	1				0	0

BEVEL GEAR CASE





BEVEL GEAR CASE

↔ Interchangeable; ≠ not interchangeable; ← new for old; → old for new

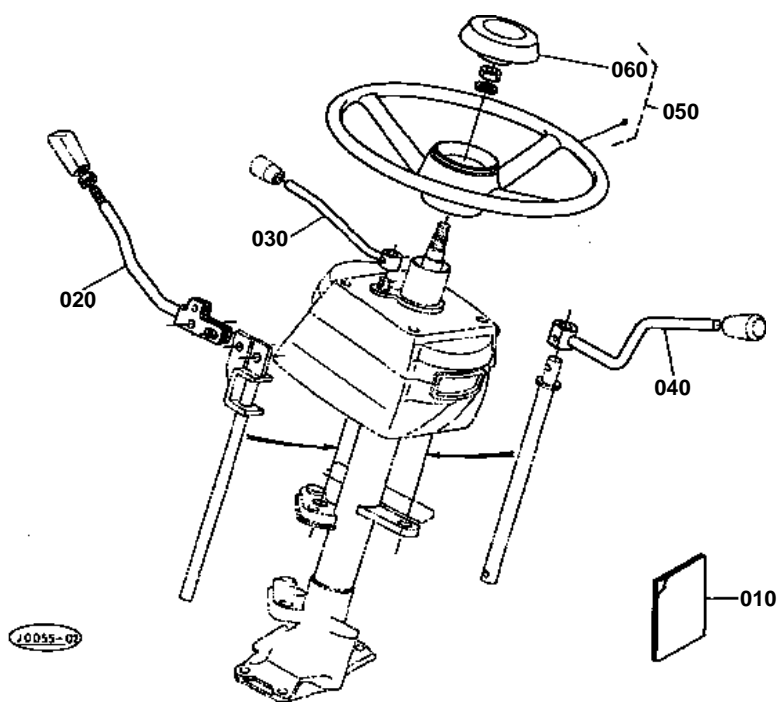
REF.No	Part No.	Description	Q'ty	S.No.	I/C	REMARKS	Weight (kgf)	Weight (lb)
010	32420-16722	ASSY SHAFT,JOINT	1			MANUAL STRG.	1.49	3.278
010	32420-16672	ASSY SHAFT,JOINT	1			POWER STRG.	1.45	3.19
020	01156-50825	BOLT	2				0.013	0.0286
030	04512-50080	WASHER,SPRING	2				0.001	0.0022
040	31351-16510	CASE,BEVEL GEAR	1				1.645	3.619
050	31351-16520	GASKET	1				0	0
060	01123-50880	BOLT	2				0.03	0.066
070	01123-50870	BOLT	2				0.029	0.0638
080	01754-50845	BOLT,FLANGE	2				0.021	0.0462
090	06331-35010	PLUG	1				0.012	0.0264
100	04717-01000	WASHER,WITH RUBBER	1				0.001	0.0022
110	31351-16630	SHAFT,JOINT	1				0.39	0.858
120	32430-16540	GEAR,BEVEL	1			14T	0	0
130	09500-15357	SEAL,OIL	1				0.01	0.022
140	04611-00350	CIR-CLIP,INTERNAL	1				0.003	0.0066
150	04612-00150	CIR-CLIP,EXTERNAL	2				0.001	0.0022
160	08101-06202	BEARING,BALL	1				0.044	0.0968
170	31351-16650	SHAFT,JOINT	1				0.2	0.44
180	31391-16730	GEAR,BEVEL	1			14T	0	0
190	31351-16570	SHIM	1			0.8MM	0.005	0.011
190	31351-16580	SHIM	1			1.0MM	0.01	0.022
190	31351-16590	SHIM	1			1.2MM	0.005	0.011
200	08101-06003	BEARING,BALL	1				0.037	0.0814
210	04612-00170	CIR-CLIP,EXTERNAL	1				0.001	0.0022
220	04611-00350	CIR-CLIP,INTERNAL	1				0.003	0.0066
230	31351-16610	PLUG	1				0.015	0.033
240	09500-16267	SEAL,OIL	1				0.005	0.011



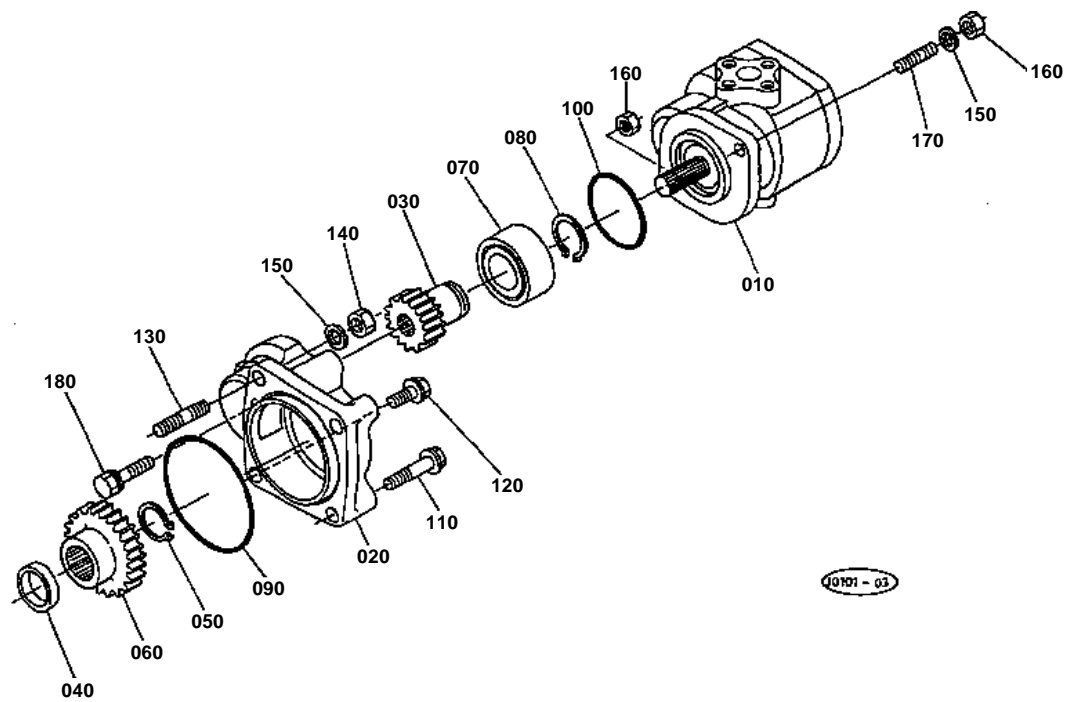
STEERING HANDLE

↔ Interchangeable; ≠ not interchangeable; ← new for old; → old for new

REF.No	Part No.	Description	Q'ty	S.No.	I/C	REMARKS	Weight (kgf)	Weight (lb)
010	31351-16063	ASSY WHEEL,STEERING	1				2.4	5.28
020	31351-16082	PAD,STEERING	1				0.07	0.154
030	04512-50120	WASHER,SPRING	1				0	0
040	02176-50120	NUT	1				0.01	0.022
050	35080-16800	ASSY POST,STEERING	1				15.5	34.1
060	35080-16810	COMP.POST,STEERING	1				3.8	8.36
070	08511-01625	BUSH	2				0.01	0.022
080	08511-01610	BUSH	2				0.005	0.011
090	08511-01210	BUSH	4				0.005	0.011
100	09400-15377	SEAL,OIL	1				0.012	0.0264
110	32420-16915	SHAFT,STEERING	1				0.95	2.09
120	30400-16920	SEAL,OIL	1				0.015	0.033
130	30400-16930	BUSH,STEERING POST	1				0.015	0.033
140	31351-16940	WASHER	1				0.007	0.0154
150	31351-16960	SHAFT,STEERING	1				0.395	0.869
160	05411-00425	PIN,SPRING	1				0.001	0.0022
170	04612-00150	CIR-CLIP,EXTERNAL	1				0.001	0.0022
180	08141-06302	BEARING,BALL	1				0.083	0.1826
190	04611-00420	CIR-CLIP,INTERNAL	1				0.006	0.0132
200	30400-16970	CUSHION	2				0.001	0.0022
210	30400-16980	SPRING,SET	2				0.04	0.088



HYDRAULIC PUMP (MS)



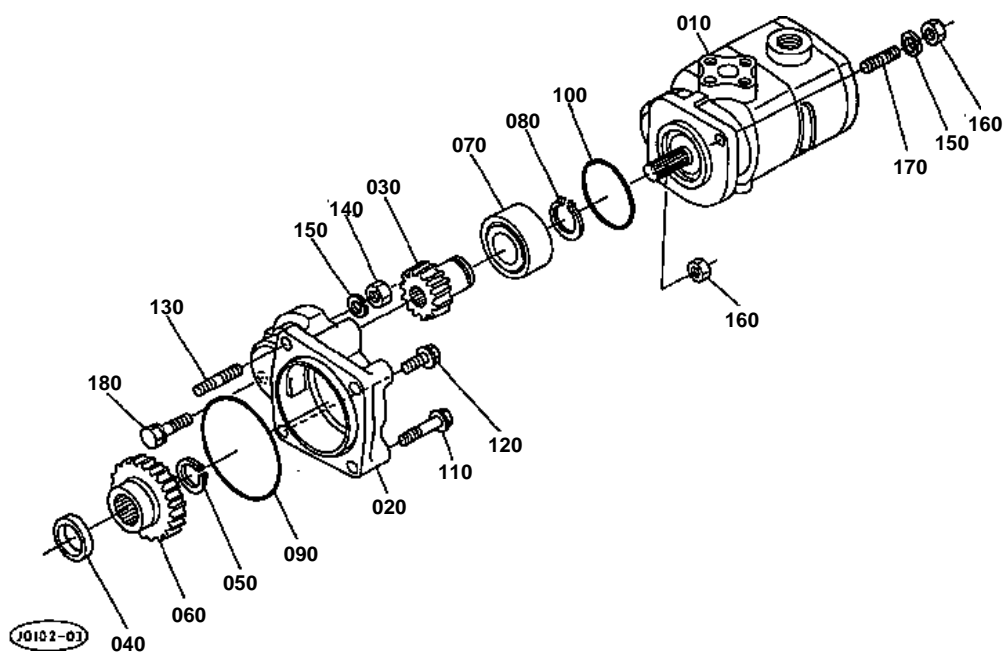


HYDRAULIC PUMP (MS)

↔ Interchangeable; ≠ not interchangeable; ← new for old; → old for new

REF.No	Part No.	Description	Q'ty	S.No.	I/C	REMARKS	Weight (kgf)	Weight (lb)
010	31351-76102	ASSY PUMP, HYDRAULIC	1			REFER TO L.No.0G06-L0 FOR COMPONENTS.	1.86	4.092
020	31351-38613	HOLDER,PUMP	1				0.38	0.836
030	32430-38630	GEAR	1			21T	0.14	0.308
040	34150-37820	COLLAR	1				0.05	0.11
050	04612-00250	CIR-CLIP, EXTERNAL	1				0.002	0.0044
060	35260-37810	GEAR,HYD.PUMP DRIVE	1			47T	0.35	0.77
070	08241-05205	BEARING,BALL	1				0.177	0.3894
080	04612-00250	CIR-CLIP, EXTERNAL	1				0.002	0.0044
090	04811-10850	O RING	1				0.002	0.0044
100	04811-10500	O RING	1				0.001	0.0022
110	01754-50840	BOLT,FLANGE	2				0.02	0.044
120	01754-50820	BOLT,FLANGE	1				0.015	0.033
130	38240-36330	STUD	1				0.008	0.0176
140	02156-50080	NUT	1				0.004	0.0088
150	04512-50080	WASHER,SPRING	2				0.001	0.0022
160	02156-50080	NUT	2				0.004	0.0088
170	01513-50820	STUD	1				0	0
180	01123-50835	BOLT	1				0.02	0.044

HYDRAULIC PUMP (PS)

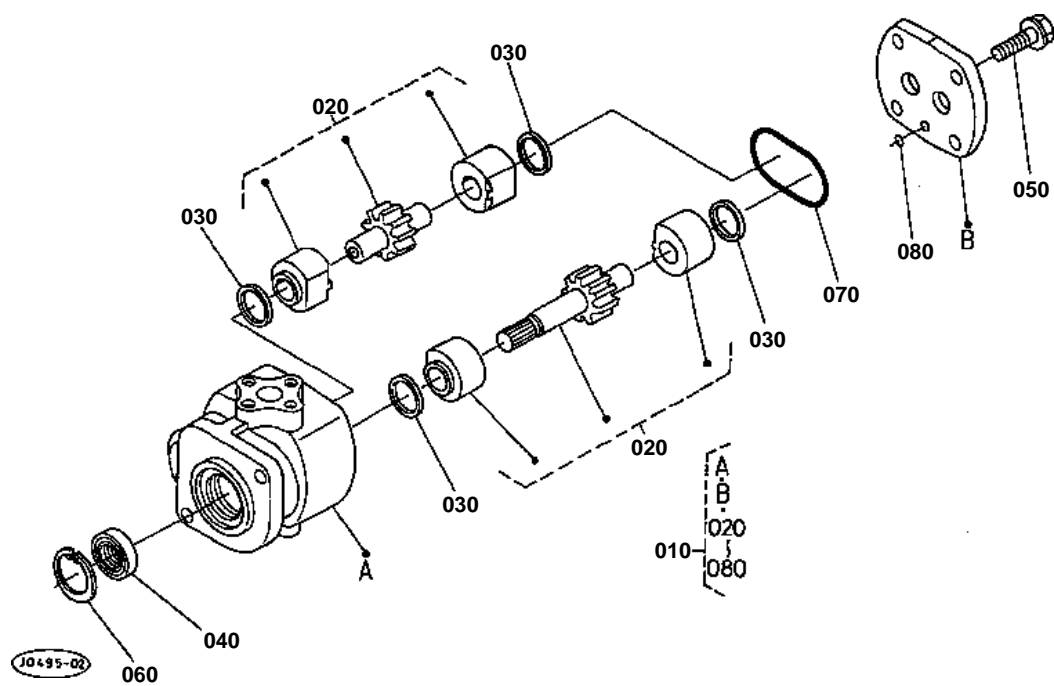




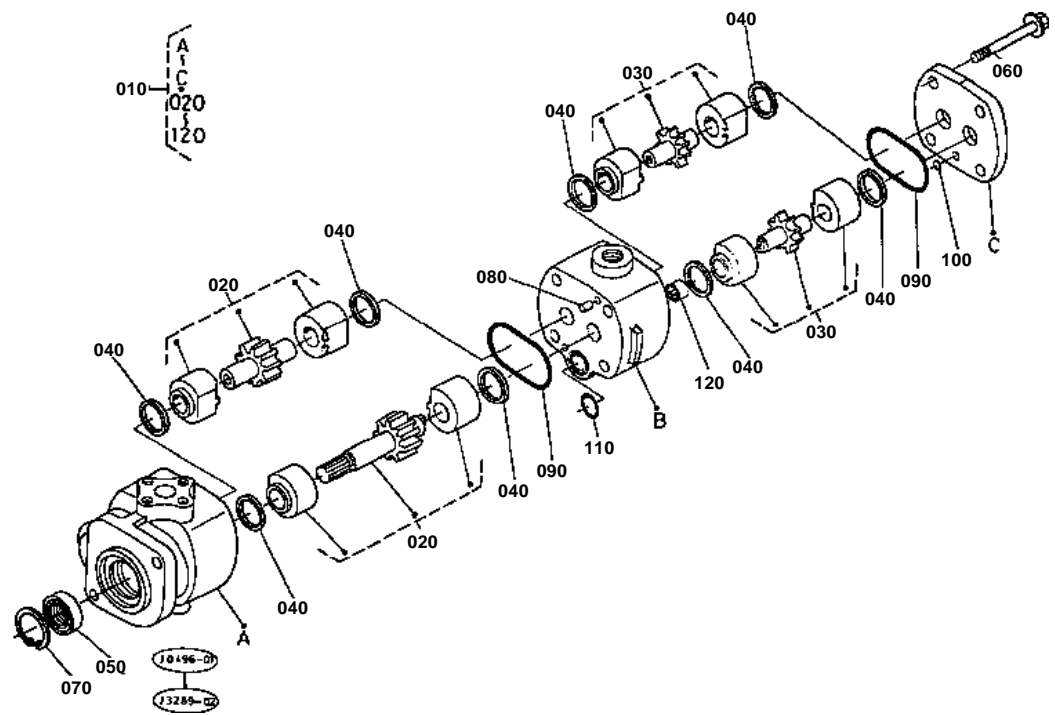
HYDRAULIC PUMP (PS)

↔ Interchangeable; ≠ not interchangeable; ← new for old; → old for new

REF.No	Part No.	Description	Q'ty	S.No.	I/C	REMARKS	Weight (kgf)	Weight (lb)
010	31351-76300	ASSY PUMP, HYDRAULIC	1			REFER TO L.No.0G06-R0 FOR COMPONENTS.	2.94	6.468
020	31351-38613	HOLDER,PUMP	1				0.38	0.836
030	32430-38630	GEAR	1				0.14	0.308
040	34150-37820	COLLAR	1				0.05	0.11
050	04612-00250	CIR-CLIP, EXTERNAL	1				0.002	0.0044
060	35260-37810	GEAR,HYD.PUMP DRIVE	1			47T W/O WET CLUTCH	0.35	0.77
070	08241-05205	BEARING,BALL	1				0.177	0.3894
080	04612-00250	CIR-CLIP, EXTERNAL	1				0.002	0.0044
090	04811-10850	O RING	1				0.002	0.0044
100	04811-10500	O RING	1				0.001	0.0022
110	01754-50840	BOLT,FLANGE	2				0.02	0.044
120	01754-50820	BOLT,FLANGE	1				0.015	0.033
130	38240-36330	STUD	1				0.008	0.0176
140	02156-50080	NUT	1				0.004	0.0088
150	04512-50080	WASHER,SPRING	2				0.001	0.0022
160	02156-50080	NUT	2				0.004	0.0088
170	01513-50820	STUD	1				0	0
180	01123-50835	BOLT	1				0.02	0.044



HYDRAULIC PUMP (PS) [COMPONENT PARTS]



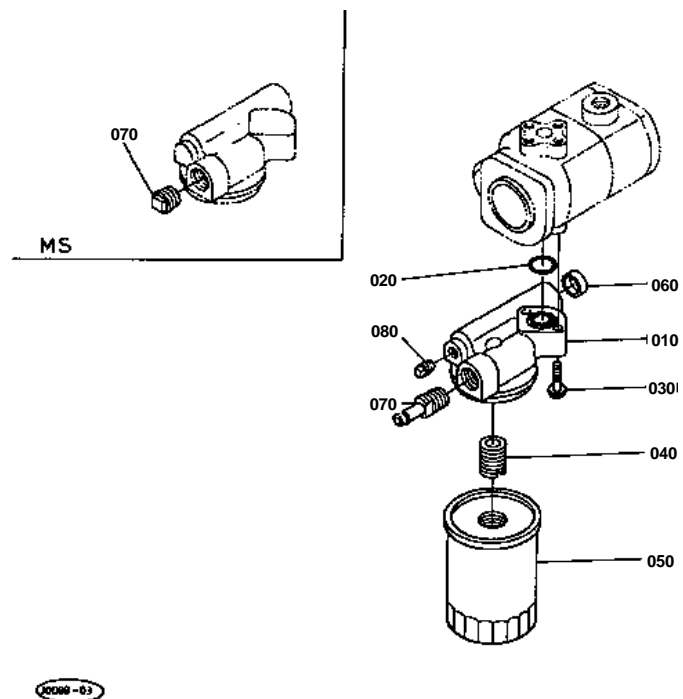


HYDRAULIC PUMP (PS) [COMPONENT PARTS]

↔ Interchangeable; ≠ not interchangeable; ← new for old; → old for new

REF.No	Part No.	Description	Q'ty	S.No.	I/C	REMARKS	Weight (kgf)	Weight (lb)
010	31351-76300	ASSY PUMP, HYDRAULIC	1			PS	2.94	6.468
020	31351-76402	COMP. GEAR, HYD. PUMP	1			W/O WET CLUTCH	0.5	1.1
030	31351-76502	COMP. GEAR, HYD. PUMP	1				0.28	0.616
040	38180-76172	SQUARE RING	8				0.002	0.0044
050	31381-76390	SEAL, OIL	1				0.01	0.022
060	01754-51085	BOLT, FLANGE	4				0.05	0.11
070	04611-00300	CIR-CLIP, INTERNAL	1				0.004	0.0088
080	05012-00612	PIN, STRAIGHT	2				0.003	0.0066
090	04810-50550	O RING	2				0.002	0.0044
100	04810-00050	O RING	1				0.001	0.0022
110	04810-00180	O RING	1				0.001	0.0022
120	37410-76470	COUPLING	1				0.01	0.022

HYDRAULIC OIL FILTER



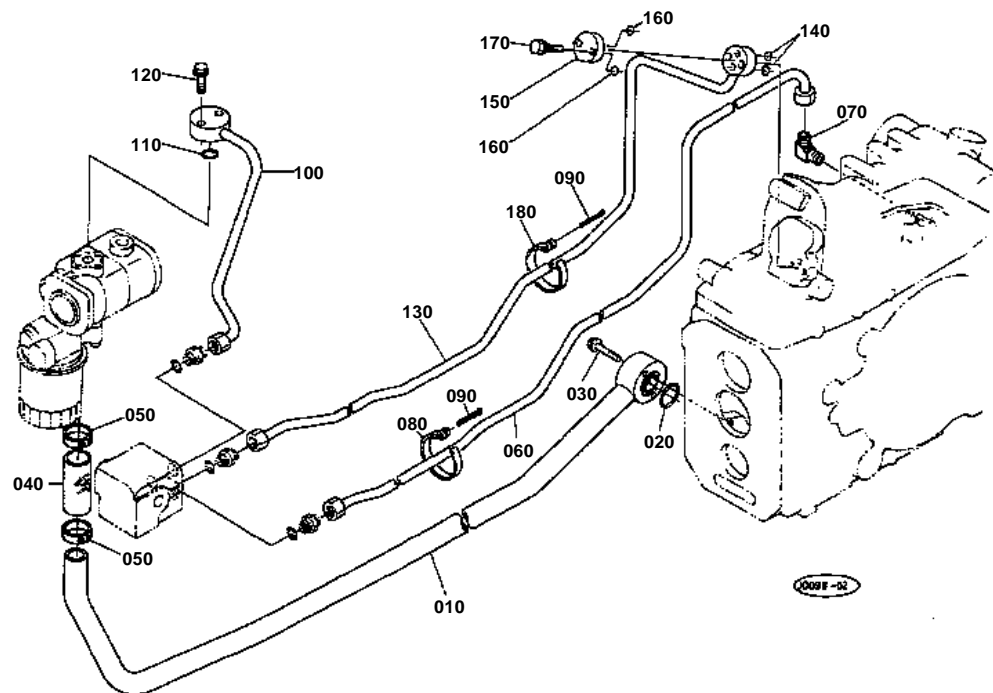


HYDRAULIC OIL FILTER

↔ Interchangeable; ≠ not interchangeable; ← new for old; → old for new

REF.No	Part No.	Description	Q'ty	S.No.	I/C	REMARKS	Weight (kgf)	Weight (lb)
010	31351-38710	BRACKET,FILTER	1				0.4	0.88
020	04811-00200	O RING	1				0.001	0.0022
030	01754-50840	BOLT,FLANGE	2				0.02	0.044
040	38240-37780	JOINT,SCREW	1				0.03	0.066
050	30400-37710	CARTRIDGE,OIL FILTER	1				0.4	0.88
060	31351-38720	COVER,BLIND	1				0.005	0.011
070	06312-10040	PLUG	1			MANUAL STRG.	0.04	0.088
070	31351-45360	PLUG	1			POWER STRG.	0.055	0.121
080	06312-10010	PLUG	2				0.007	0.0154

HYDRAULIC OIL LINE [WITH DUAL CLUTCH]



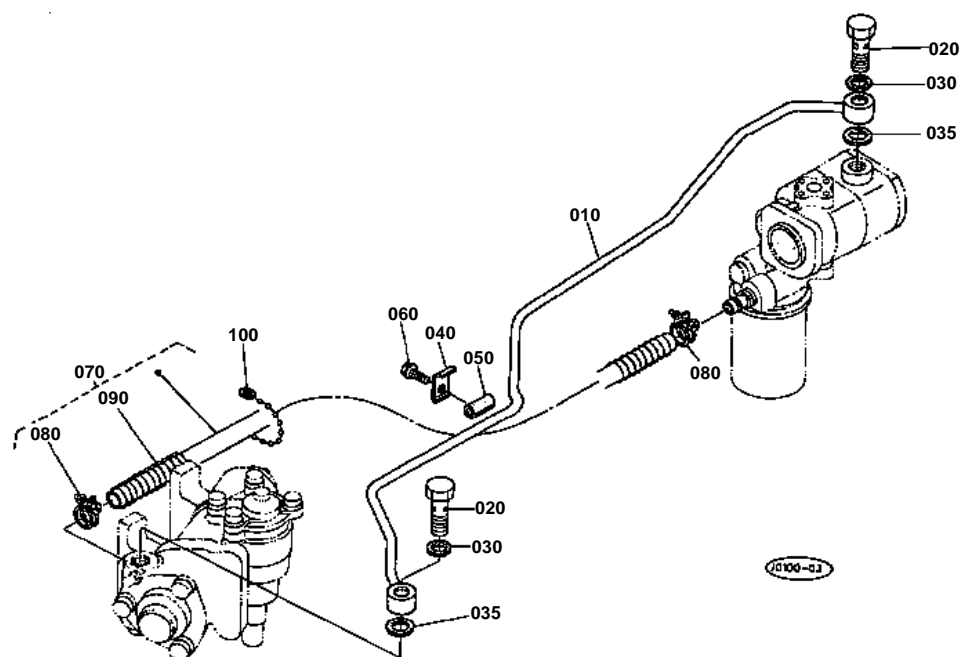


HYDRAULIC OIL LINE [WITH DUAL CLUTCH]

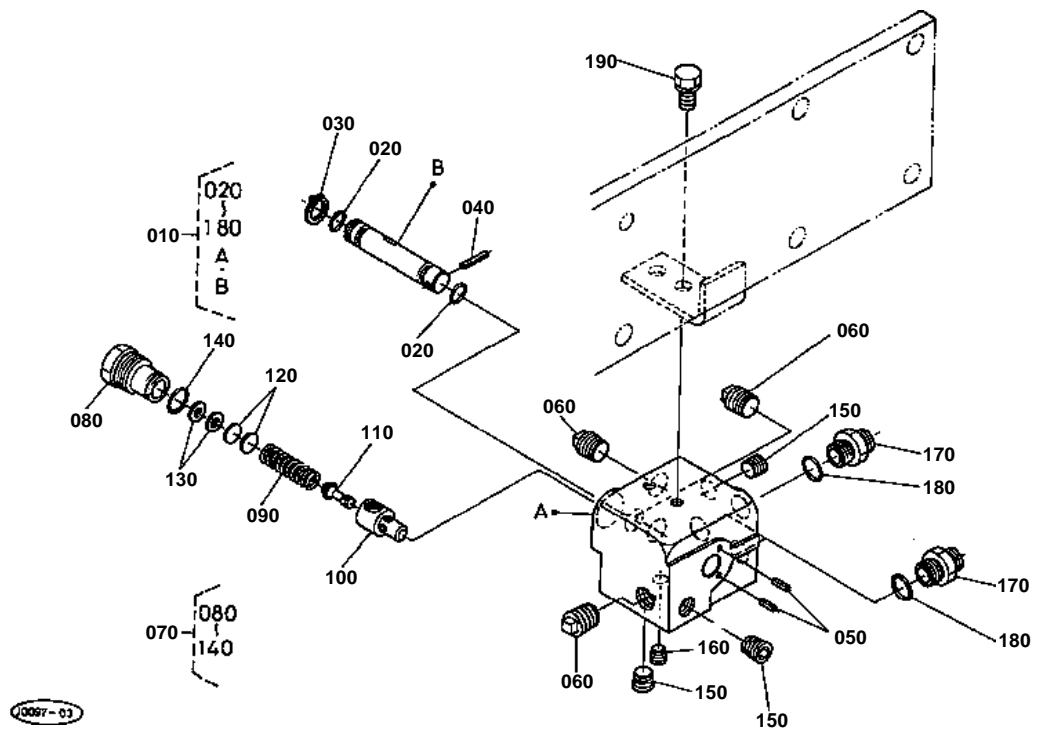
↔ Interchangeable; ≠ not interchangeable; ← new for old; → old for new

REF.No	Part No.	Description	Q'ty	S.No.	I/C	REMARKS	Weight (kgf)	Weight (lb)
010	32420-38120	COMP.PIPE,INLET	1				1.65	3.63
020	04810-00250	O RING	1				0.001	0.0022
030	01754-50845	BOLT,FLANGE	2				0.021	0.0462
040	34350-37774	PIPE,RUBBER	1				0.06	0.132
050	31351-38180	BAND,PIPE	2				0.02	0.044
060	32420-37550	ASSY PIPE,RETURN	1				0.75	1.65
070	70764-62730	BODY,ELBOW	1				0	0
080	33251-82760	BAND,PIPE	1				0.016	0.0352
090	33430-82760	PIN,BAND	2				0.004	0.0088
100	32430-38210	COMP.PIPE,DELIVERY	1				0.485	1.067
110	04810-00200	O RING	1				0.001	0.0022
120	01754-50830	BOLT,FLANGE	2				0.01	0.022
130	32420-38240	COMP.PIPE,DELIVERY	1				0.78	1.716
140	04810-00100	O RING	2				0.001	0.0022
150	31351-38310	CAP	1				0.135	0.297
160	04810-00120	O RING	2				0.001	0.0022
170	01123-50850	BOLT	2				0.02	0.044
180	67111-53770	BAND,PIPE	1				0.01	0.022

HYDRAULIC OIL LINE (PS)



HYDRAULIC BLOCK



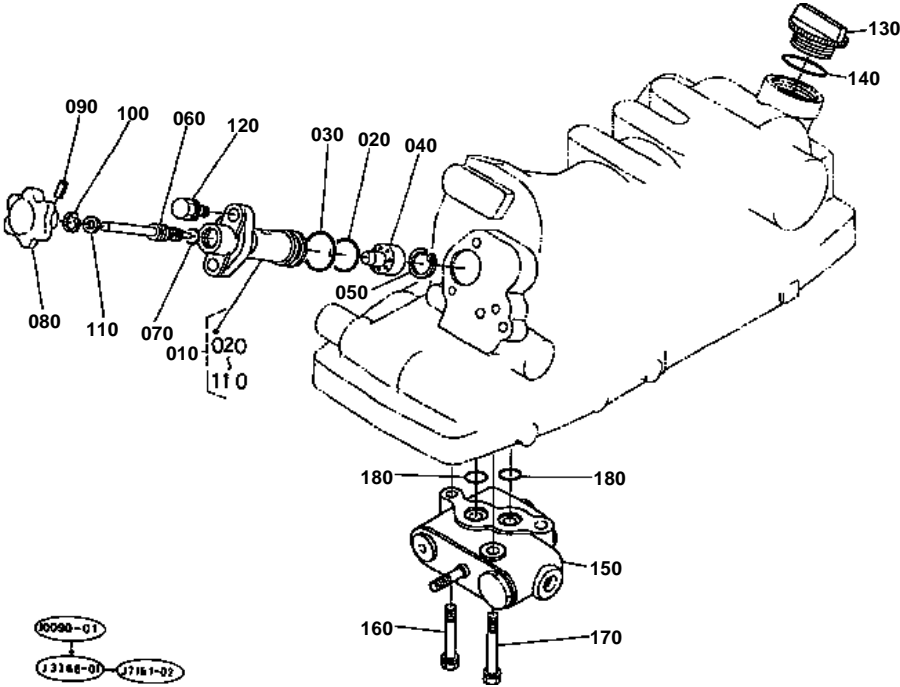


HYDRAULIC BLOCK

↔ Interchangeable; ≠ not interchangeable; ← new for old; → old for new

REF.No	Part No.	Description	Q'ty	S.No.	I/C	REMARKS	Weight (kgf)	Weight (lb)
010	35080-37500	ASSY BLOCK,FRONT HYD	1				2.15	4.73
020	04810-06100	O RING	2				0.001	0.0022
030	04612-00140	CIR-CLIP,EXTERNAL	1				0.001	0.0022
040	05411-00320	PIN,SPRING	1				0.001	0.0022
050	05411-00310	PIN,SPRING	2				0.001	0.0022
060	06312-10030	PLUG	3				0.029	0.0638
070	31351-37900	ASSY VALVE,RELIEF	1				0.1	0.22
080	31351-37910	PLUG	1				0.06	0.132
090	31351-37920	SPRING	1				0.02	0.044
100	31351-37930	SEAT	1				0.02	0.044
110	31351-37940	POPPET	1				0.005	0.011
120	31351-37950	SHIM	5			0.4MM	0.001	0.0022
120	31351-37960	SHIM	2			0.2MM	0.001	0.0022
120	31351-37970	SHIM	2			0.1MM	0.001	0.0022
130	04013-50050	WASHER,PLAIN	2				0	0
140	04811-10160	O RING	1				0.001	0.0022
150	31351-37150	PLUG	3				0.007	0.0154
160	31351-37160	PLUG	1				0.003	0.0066
170	99063-37180	BODY,NIPPLE	3				0	0
180	04810-00140	O RING	3				0.001	0.0022
190	01123-50816	BOLT	2				0.011	0.0242

CONTROL VALVE



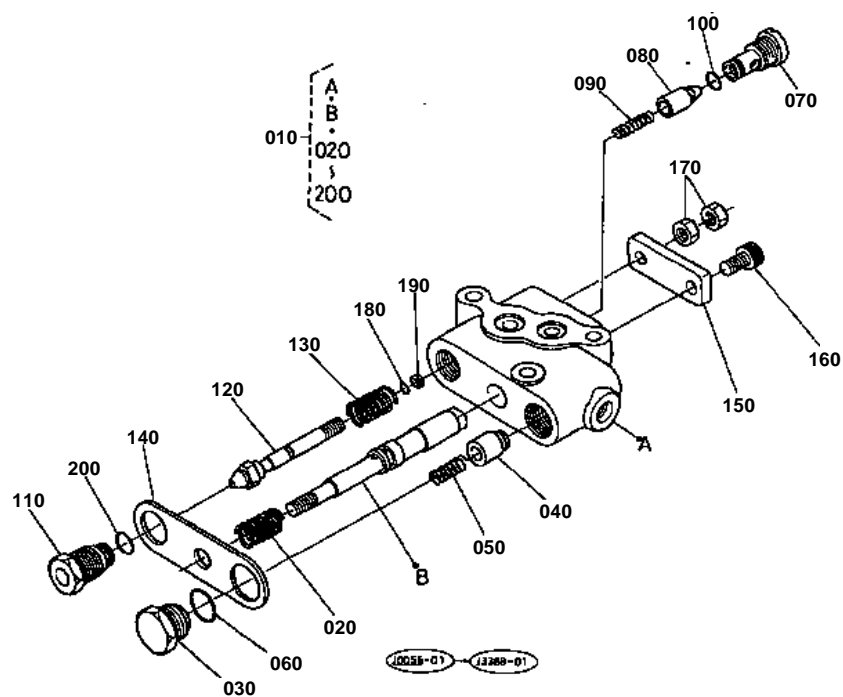


CONTROL VALVE

↔ Interchangeable; ≠ not interchangeable; ← new for old; → old for new

REF.No	Part No.	Description	Q'ty	S.No.	I/C	REMARKS	Weight (kgf)	Weight (lb)
010	31351-37200	ASSY COVER, CYL.FRONT	1				0.3	0.66
020	04810-00220	O RING	1				0.001	0.0022
030	04810-06250	O RING	1				0.001	0.0022
040	38240-37250	COLLAR, ADJUSTING	1				0.01	0.022
050	04611-00160	CIR-CLIP,INTERNAL	1				0.001	0.0022
060	31351-37220	SHAFT, HYD.ADJUST.	1				0.04	0.088
070	04810-00100	O RING	1				0.001	0.0022
080	34150-37230	GRIP	1				0.04	0.088
090	05411-00418	PIN,SPRING	1				0.001	0.0022
100	34150-37260	CIR-CLIP,INTERNAL	1				0.001	0.0022
110	04012-50080	WASHER,PLAIN	1				0.001	0.0022
120	01123-50825	BOLT	2				0.013	0.0286
130	38240-21410	PLUG	1				0.015	0.033
140	04811-50300	O RING	1				0.001	0.0022
150	35080-39100	ASSY VALVE, CONTROL	1			REFER TO L.No.0G12-L0 FOR COMPONENTS.	1.6	3.52
160	01123-50845	BOLT	1				0.02	0.044
170	01123-50850	BOLT	2				0.02	0.044
180	04810-00120	O RING	2				0.001	0.0022

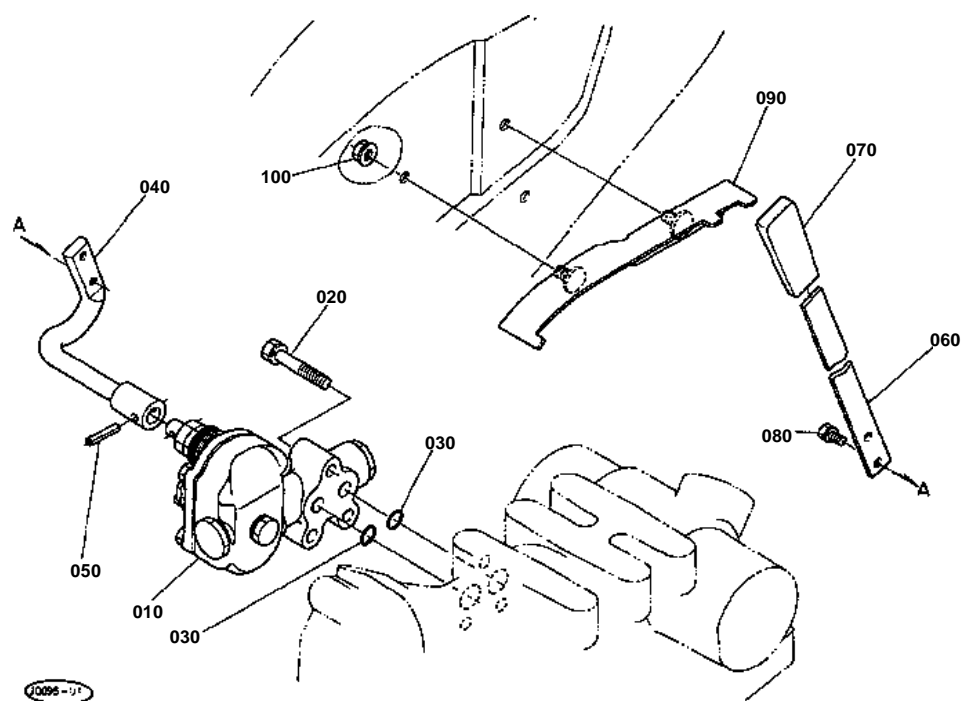
CONTROL VALVE [COMPONENT PARTS]



**CONTROL VALVE [COMPONENT PARTS]**

↔ Interchangeable; ≠ not interchangeable; ← new for old; → old for new

REF.No	Part No.	Description	Q'ty	S.No.	I/C	REMARKS	Weight (kgf)	Weight (lb)
010	35080-39100	ASSY VALVE,CONTROL	1				1.6	3.52
020	31351-39130	SPRING,SPOOL	1				0.005	0.011
030	31351-39140	PLUG	1				0.05	0.11
040	35080-39150	POPPET	1				0.02	0.044
050	67531-38470	SPRING	1				0.001	0.0022
060	04811-00160	O RING	1				0.001	0.0022
070	35080-39170	PLUG	1				0.035	0.077
080	31391-39180	POPPET	1				0.015	0.033
090	31391-39190	SPRING	1				0.001	0.0022
100	04810-00090	O RING	1				0.001	0.0022
110	35080-39200	PLUG	1				0.04	0.088
120	35080-39220	POPPET	1				0.035	0.077
130	31351-39190	SPRING	1				0.008	0.0176
140	31351-39240	PLATE	1				0.05	0.11
150	35080-39250	PLATE,JOINT	1				0.045	0.099
160	01311-10814	BOLT	1				0.012	0.0264
170	02112-50080	NUT	2				0.003	0.0066
180	04811-00050	O RING	1				0.001	0.0022
190	31351-39290	RING,BACK UP	1				0.001	0.0022
200	04810-06100	O RING	1				0.001	0.0022

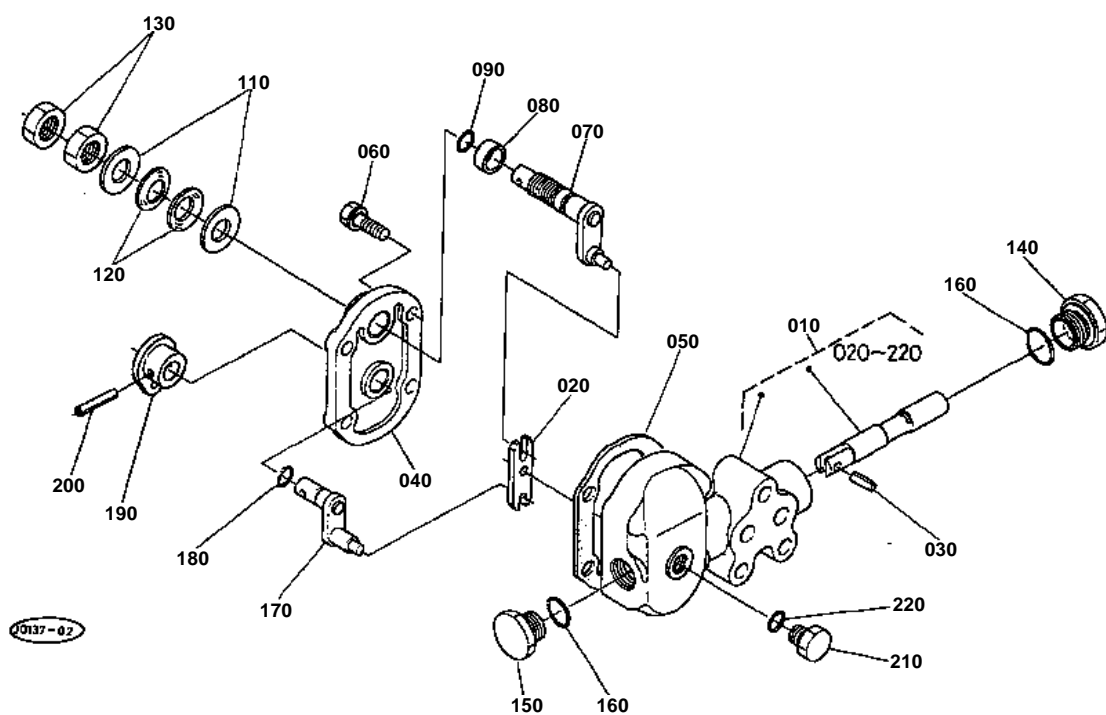


**DRAFT CONTROL VALVE [OPTION]**

↔ Interchangeable; ≠ not interchangeable; ← new for old; → old for new

REF.No	Part No.	Description	Q'ty	S.No.	I/C	REMARKS	Weight (kgf)	Weight (lb)
010	35080-41100	ASSY VALVE, DRAFT CON	1			REFER TO L.No.0G13-R0 FOR COMPONENTS.	2.5	5.5
020	01123-50845	BOLT	3				0.02	0.044
030	04810-00140	O RING	2				0.001	0.0022
040	35080-41240	LEVER,DRAFT CON.	1				0.285	0.627
050	05411-00525	PIN,SPRING	1				0.002	0.0044
060	35080-41250	LEVER,DRAFT CON.	1				0.155	0.341
070	31351-36880	GRIP,LEVER	1				0.04	0.088
080	01023-50612	BOLT	2				0.005	0.011
090	32480-41260	GUIDE,DRAFT LEVER	1				0.17	0.374
100	31351-11080	NUT,FLANGE	2				0.007	0.0154

DRAFT CONTROL VALVE [COMPONENT PARTS]

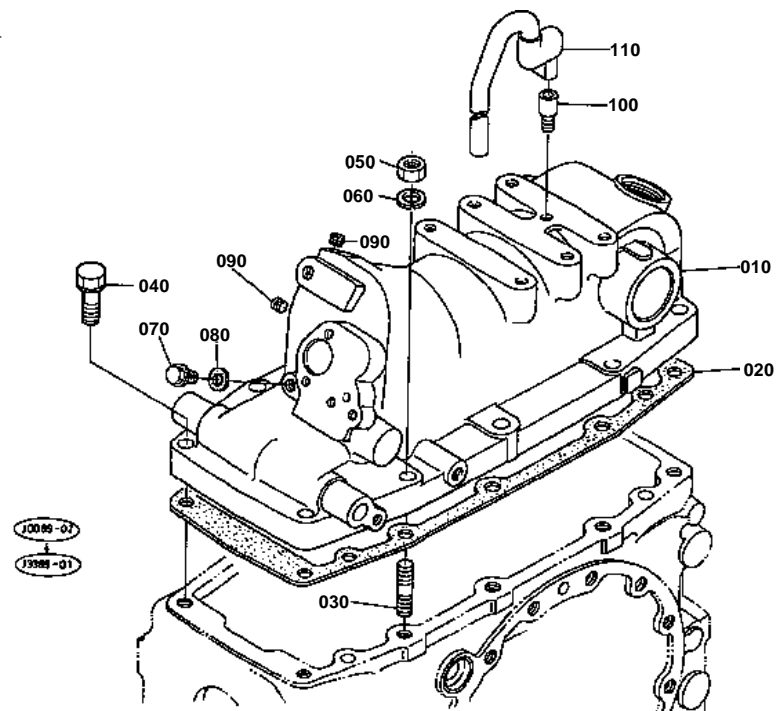


**DRAFT CONTROL VALVE [COMPONENT PARTS]**

↔ Interchangeable; ≠ not interchangeable; ← new for old; → old for new

REF.No	Part No.	Description	Q'ty	S.No.	I/C	REMARKS	Weight (kgf)	Weight (lb)
010	35080-41100	ASSY VALVE,DRAFT CON	1				2.5	5.5
020	35080-41130	LEVER,SPOOL DRIVE	1				0.02	0.044
030	05411-00614	PIN,SPRING	1				0.002	0.0044
040	35080-41140	COVER,VALVE	1				0.39	0.858
050	35080-41150	GASKET	1				0.005	0.011
060	01123-50830	BOLT	4				0.015	0.033
070	35080-41160	ARM,CONTROL	1				0.09	0.198
080	35080-41270	COLLAR	1				0.015	0.033
090	04811-06100	O RING	1				0.001	0.0022
100	99999-99999	BLANK	0				0	0
110	04013-50140	WASHER,PLAIN	2				0	0
120	37300-41280	SPRING,PLATE	2				0.005	0.011
130	02172-50140	NUT	2				0.01	0.022
140	35080-41170	PLUG	1				0.04	0.088
150	35080-41230	PLUG	1				0.06	0.132
160	04811-00180	O RING	2				0.001	0.0022
170	35080-41180	ARM,FEED BACK	1				0.05	0.11
180	04811-00090	O RING	1				0.001	0.0022
190	35080-41190	LEVER,FEED BACK	1				0.05	0.11
200	05411-00520	PIN,SPRING	1				0.002	0.0044
210	35080-41280	PLUG	1				0.025	0.055
220	04811-00110	O RING	1				0.001	0.0022

HYDRAULIC CYLINDER



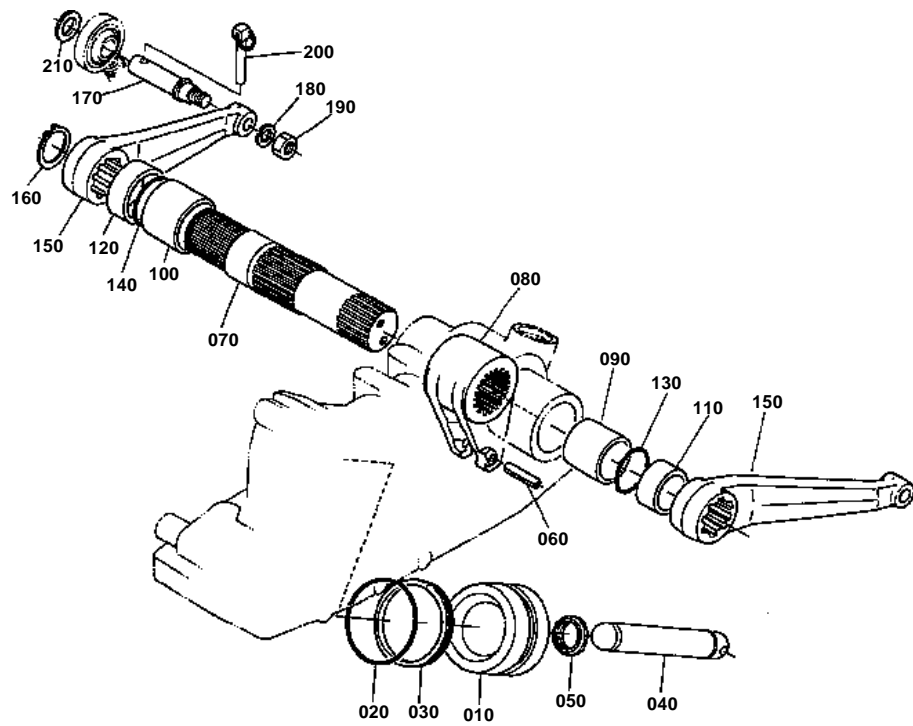


HYDRAULIC CYLINDER

↔ Interchangeable; ≠ not interchangeable; ← new for old; → old for new

REF.No	Part No.	Description	Q'ty	S.No.	I/C	REMARKS	Weight (kgf)	Weight (lb)
010	35080-37110	CASE, HYD. CYLINDER	1				20.7	45.54
020	37150-37120	GASKET	1				0	0
030	01574-51245	STUD	2				0.051	0.1122
040	01133-51245	BOLT	8				0.055	0.121
050	02176-50120	NUT	2				0.01	0.022
060	04512-50120	WASHER, SPRING	2				0	0
070	37150-36730	PLUG	1				0.03	0.066
080	37150-36720	GASKET	1				0.01	0.022
090	31351-37160	PLUG	5				0.003	0.0066
100	36200-21610	BREATHER	1				0.008	0.0176
110	32430-37140	BREATHER	1				0.04	0.088

LIFT ARM



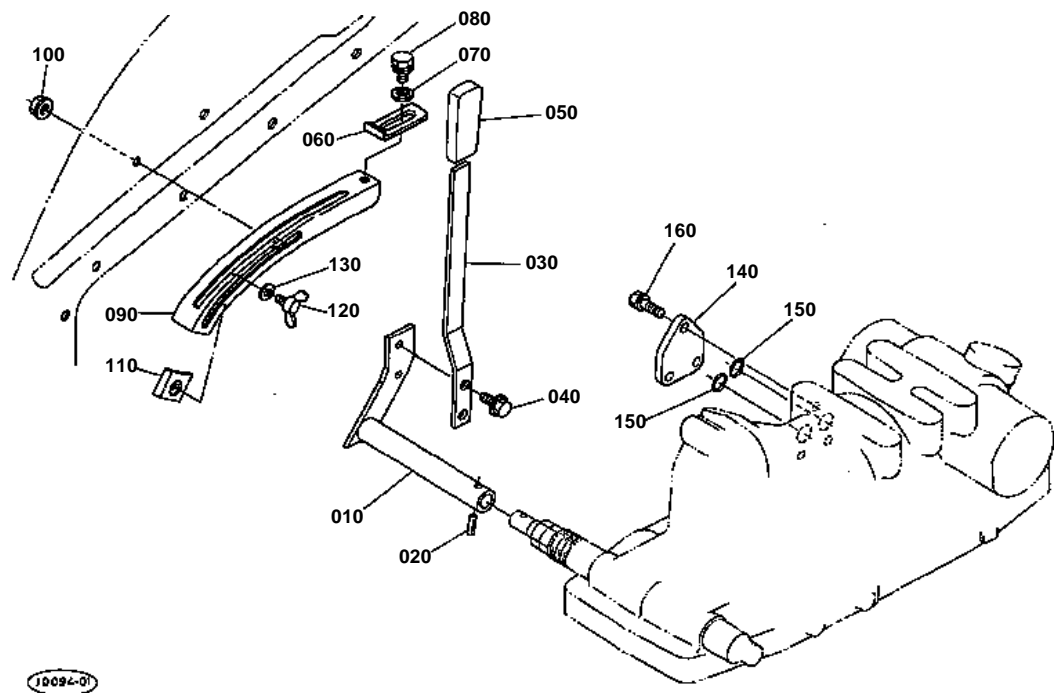


LIFT ARM

↔ Interchangeable; ≠ not interchangeable; ← new for old; → old for new

REF.No	Part No.	Description	Q'ty	S.No.	I/C	REMARKS	Weight (kgf)	Weight (lb)
010	31351-37310	PISTON,HYD.	1				1.375	3.025
020	04810-00750	O RING	1				0.003	0.0066
030	34350-37330	RING,BACK UP	1				0.004	0.0088
040	31351-37320	ROD,HYD.	1				0.605	1.331
050	31351-37330	GUIDE,HYD.ROD	1				0.003	0.0066
060	05411-00656	PIN,SPRING	1				0.006	0.0132
070	31321-37430	SHAFT,HYD.ARM	1				2.22	4.884
080	31321-37440	ARM,HYDRAULIC	1				0	0
090	31321-37450	BUSH	1				0.09	0.198
100	34150-37460	BUSH	1				0.062	0.1364
110	34150-37480	COLLAR	1				0.005	0.011
120	34150-37490	COLLAR	1				0.002	0.0044
130	04811-50450	O RING	1				0.002	0.0044
140	04811-06400	O RING	1				0.001	0.0022
150	30401-37610	ARM,LIFT	2				2.1	4.62
160	04612-00400	CIR-CLIP,EXTERNAL	1				0.005	0.011
170	30442-37690	PIN,LIFT ROD	2				0.205	0.451
180	04512-50160	WASHER,SPRING	2				0	0
190	02174-50160	NUT	2				0.022	0.0484
200	34150-37640	PIN,SET	2				0.06	0.132
210	04011-50180	WASHER,PLAIN	2				0.012	0.0264

POSITION LEVER



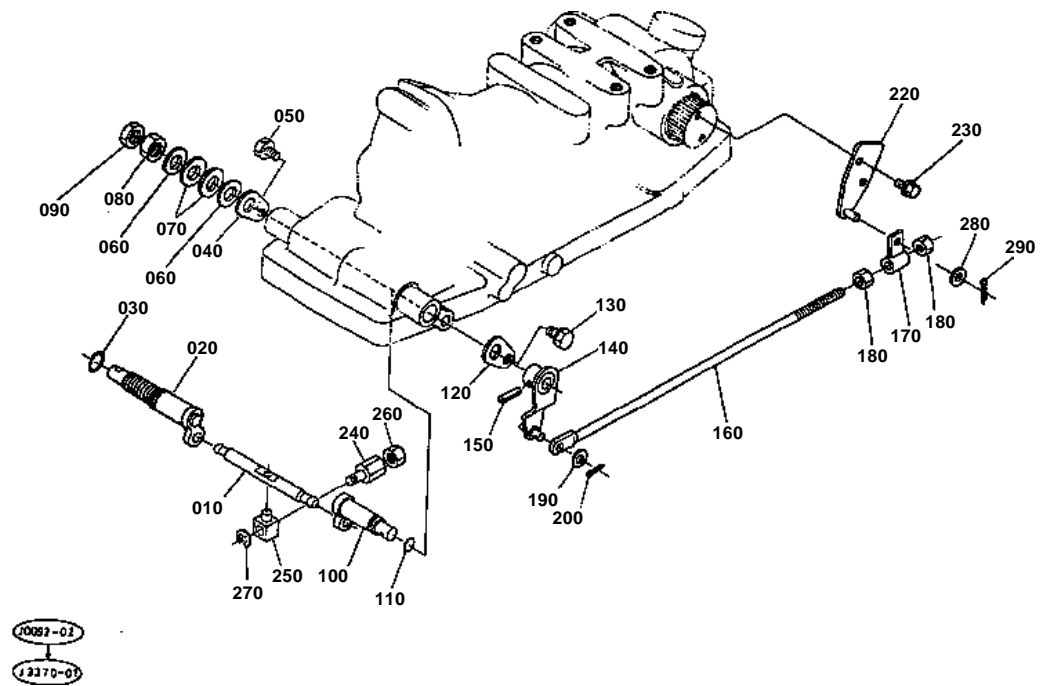


POSITION LEVER

↔ Interchangeable; ≠ not interchangeable; ← new for old; → old for new

REF.No	Part No.	Description	Q'ty	S.No.	I/C	REMARKS	Weight (kgf)	Weight (lb)
010	32430-36850	LEVER,POSITION	1				0.42	0.924
020	05411-00525	PIN,SPRING	1				0.002	0.0044
030	31351-36860	LEVER,POSITION	1				0.14	0.308
040	01754-50616	BOLT,FLANGE	2				0.006	0.0132
050	31351-36880	GRIP,LEVER	1				0.04	0.088
060	38240-36930	STOPPER	1				0.02	0.044
070	04015-50080	WASHER,PLAIN	1				0	0
080	01123-50816	BOLT	1				0.011	0.0242
090	30442-36810	GUIDE,HYD.LEVER	1				0	0
100	31351-11080	NUT,FLANGE	2				0.007	0.0154
110	31351-36910	STOPPER	1				0.02	0.044
120	01811-50610	BOLT,WING	1				0.014	0.0308
130	04013-50060	WASHER,PLAIN	1				0	0
140	32430-41210	COVER,CYL.SIDE LH	1			W/O DRAFT	0.11	0.242
150	04810-00140	O RING	2			W/O DRAFT	0.001	0.0022
160	01123-50820	BOLT	3			W/O DRAFT	0.011	0.0242

FEED BACK LEVER

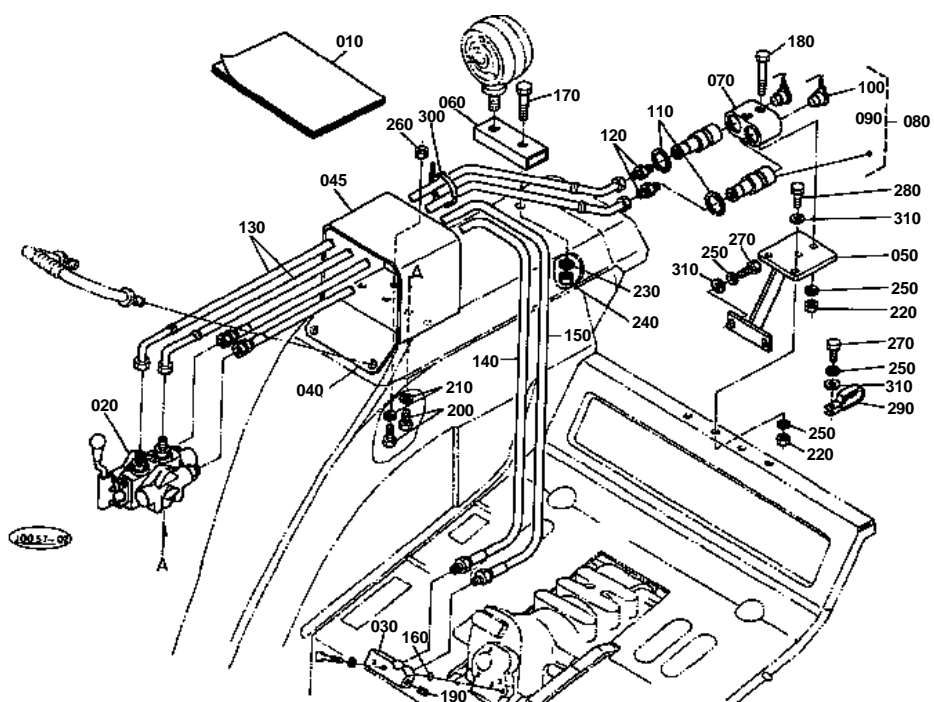




FEED BACK LEVER

↔ Interchangeable; ≠ not interchangeable; ← new for old; → old for new

REF.No	Part No.	Description	Q'ty	S.No.	I/C	REMARKS	Weight (kgf)	Weight (lb)
010	31351-37640	LEVER,SPOOL DRIVE	1				0.05	0.11
020	31351-37650	ARM,CONTROL	1				0.16	0.352
030	04811-00140	O RING	1				0.001	0.0022
040	31351-37660	SET PLATE	1				0.01	0.022
050	01123-50816	BOLT	1				0.011	0.0242
060	04013-50140	WASHER,PLAIN	2				0	0
070	34260-36880	SPRING,PLATE	2				0.006	0.0132
080	02174-50140	NUT	1				0.014	0.0308
090	02172-50140	NUT	1				0.01	0.022
100	31351-37750	SHAFT,BACK LEVER	1				0.1	0.22
110	04811-00120	O RING	1				0.001	0.0022
120	38240-36890	SET PLATE	1				0.013	0.0286
130	01123-50816	BOLT	1				0.011	0.0242
140	31351-37760	LEVER,FEED BACK	1				0.08	0.176
150	05411-00525	PIN,SPRING	1				0.002	0.0044
160	31321-37770	ROD,FEED BACK	1				0.12	0.264
170	31351-37780	ROD,CONTROL	1				0.03	0.066
180	02114-50080	NUT	2				0.005	0.011
190	04013-50080	WASHER,PLAIN	1				0	0
200	05511-50218	PIN,SPLIT	1				0.001	0.0022
210	99999-99999	BLANK	0				0	0
220	31351-37720	LINK,CONTROL	1				0	0
230	01754-50812	BOLT,FLANGE	2				0.01	0.022
240	67531-38280	JOINT,SPOOL	1				0.17	0.374
250	37150-36420	JOINT,SPOOL	1				0.02	0.044
260	02112-50080	NUT	1				0.003	0.0066
270	04613-00060	CIR-CLIP,EXTERNAL	1				0	0
280	04013-50080	WASHER,PLAIN	1				0	0
290	05511-50215	PIN,SPLIT	1				0.001	0.0022

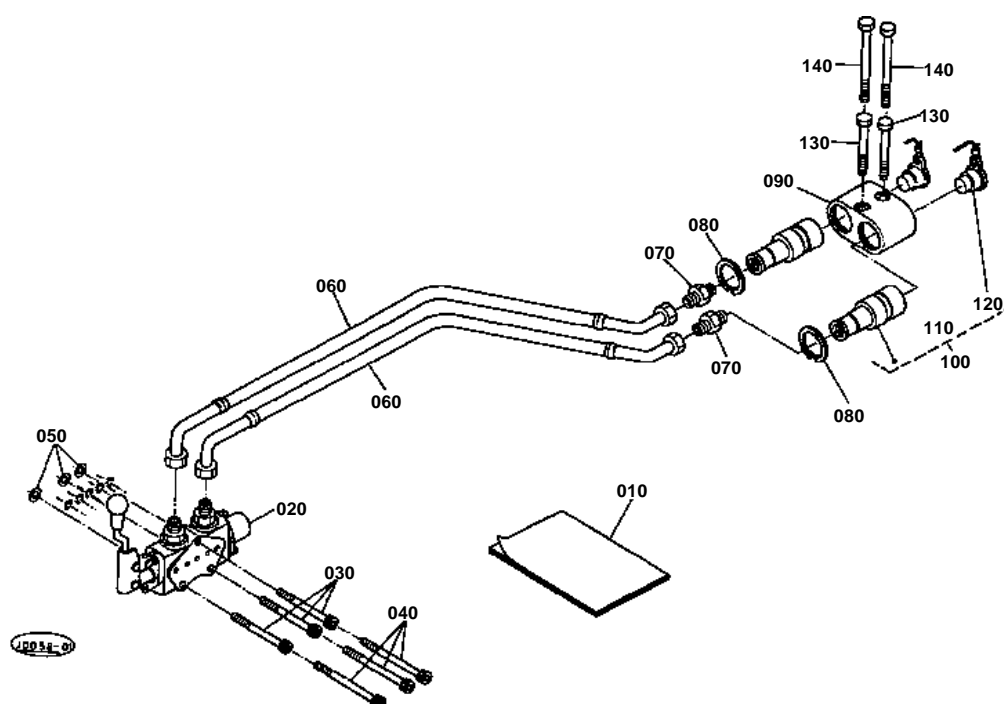




AUX.CONTROL VALVE 1 [OPTION]

↔ Interchangeable; ≠ not interchangeable; ← new for old; → old for new

REF.No	Part No.	Description	Q'ty	S.No.	I/C	REMARKS	Weight (kgf)	Weight (lb)
010	99063-93502	MANUAL	1				0	0
020	99063-93100	ASSY VALVE, AUX.CON.	1			REFER TO L.No.0H02-L0 FOR COMPONENTS.	4	8.8
030	99063-93300	CONNECTOR	1				0.496	1.0912
040	99063-93850	HOLDER, AUX.CON.LOWER	1				0	0
045	99063-93860	HOLDER, AUX.CON.UPPER	1				0	0
050	99063-93870	STAY, COUPLER	1				0.8	1.76
060	99063-93890	STAY, HAZARD LIGHT	1				0.185	0.407
070	99063-93800	SUPPORT, COUPLER	1				0.8	1.76
080	35861-82032	ASSY COUPLER, FEMALE	2				0.32	0.704
090	35861-94510	O RING	2			NOT SHOWN IN FIG.	0.002	0.0044
100	35861-94520	PLUG, COUPLER	2				0.005	0.011
110	04611-00380	CIR-CLIP, INTERNAL	2				0.004	0.0088
120	99063-93410	ADAPTER	2				0.07	0.154
130	99063-93450	HOSE	2				0.37	0.814
140	99063-93470	HOSE, NYLON	1		1140L		0.39	0.858
150	99063-93480	HOSE, NYLON	1		1330L		0.39	0.858
160	04811-06100	O RING	2				0.001	0.0022
170	99063-93490	BOLT	1				0.01	0.022
180	01153-50860	BOLT	2				0.024	0.0528
190	31351-37160	PLUG	1				0.003	0.0066
200	01153-51220	BOLT	3				0.03	0.066
210	04512-50120	WASHER, SPRING	3				0	0
220	02156-50080	NUT	4				0.004	0.0088
230	04512-50100	WASHER, SPRING	1				0	0
240	02176-50100	NUT	1				0.005	0.011
250	04512-50080	WASHER, SPRING	11				0.001	0.0022
260	02156-50120	NUT	1				0.01	0.022
270	01153-50820	BOLT	7				0.012	0.0264
280	01153-50835	BOLT	2				0.016	0.0352
290	38740-49250	CLAMP	1				0.035	0.077
300	34350-29380	BAND, CORD	1				0.001	0.0022
310	04013-50080	WASHER, PLAIN	5				0	0





AUX.CONTROL VALVE 2 [OPTION]

↔ Interchangeable; ≠ not interchangeable; ← new for old; → old for new

REF.No	Part No.	Description	Q'ty	S.No.	I/C	REMARKS	Weight (kgf)	Weight (lb)
010	99063-94500	MANUAL, CONSTRUCTION	1			REFER TO L.No.0H02-L0 FOR COMPONENTS.	0.1	0.22
020	99063-94100	VALVE,CONTROL	1				1.9	4.18
030	01311-10800	BOLT	3				0.015	0.033
040	01311-10806	BOLT	3				0.053	0.1166
050	99063-94180	PATCH	3				0.001	0.0022
060	99063-93450	HOSE	2				0.37	0.814
070	99063-93410	ADAPTER	2				0.07	0.154
080	04611-00380	CIR-CLIP,INTERNAL	2				0.004	0.0088
090	99063-93800	SUPPORT,COUPLER	1				0.8	1.76
100	35861-82032	ASSY COUPLER, FEMALE	2				0.32	0.704
110	35861-94510	O RING	2			NOT SHOWN IN FIG.	0.002	0.0044
120	35861-94520	PLUG,COUPLER	2				0.005	0.011
130	01153-50802	BOLT	2				0.045	0.099
140	01153-50809	BOLT	2				0	0

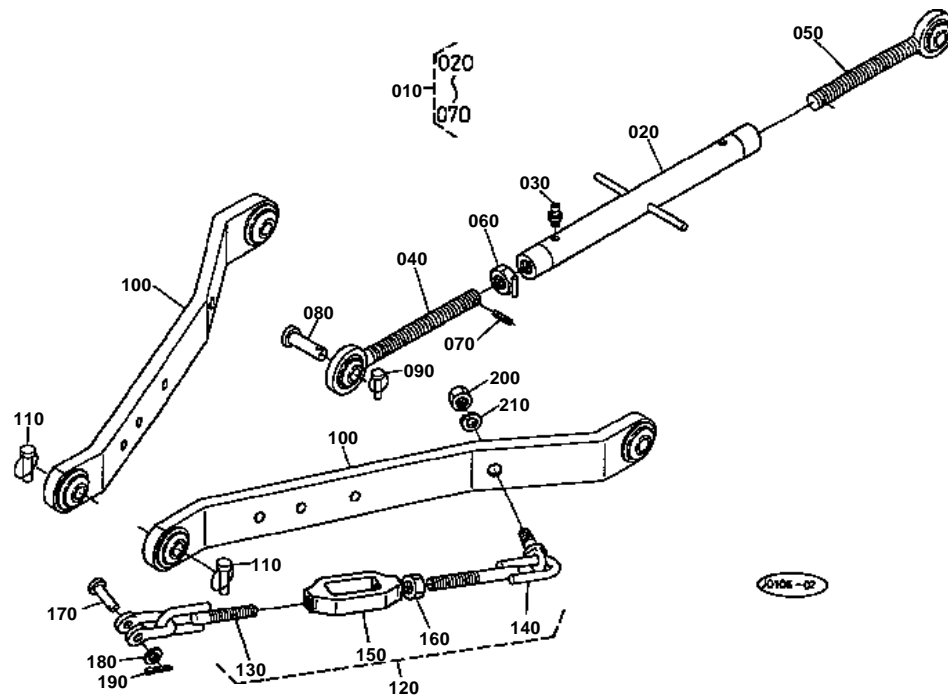


AUX.CONTROL VALVE [COMPONENT PARTS]

↔ Interchangeable; ≠ not interchangeable; ← new for old; → old for new

REF.No	Part No.	Description	Q'ty	S.No.	I/C	REMARKS	Weight (kgf)	Weight (lb)
010	99063-93100	ASSY VALVE,AUX.CON.	1				4	8.8
020	99063-94100	VALVE,CONTROL	1				1.9	4.18
030	99063-93180	ASSY CASING	1				1.66	3.652
040	39791-31016	SEAL,PENTA	2				0	0
050	99063-94140	SCRAPER	1				0.01	0.022
060	99063-93150	NIPPLE,HOSE	2				0.045	0.099
070	04811-00140	O RING	2				0.001	0.0022
080	04811-00110	O RING	5				0.001	0.0022
090	99063-93210	LINK,LEVER	1				0.05	0.11
100	05122-50520	PIN,JOINT	1				0.003	0.0066
110	05122-50524	PIN,JOINT	2				0	0
120	99063-93220	LEVER	1				0.24	0.528
130	99063-93230	GRIP	1				0.035	0.077
140	05511-50210	PIN,SPLIT	3				0.001	0.0022
150	01311-10865	BOLT	3				0.03	0.066
160	99063-93130	SPRING,PLATE	3				0.01	0.022
170	99063-93140	SECTION,INLET	1				1	2.2
180	99063-93160	SPRING	2				0.01	0.022
190	99063-93170	POPPET	2				0.02	0.044
200	99063-93190	SECTION,OUTLET	1				0.97	2.134
210	99063-93150	NIPPLE,HOSE	2				0.045	0.099
220	04811-00140	O RING	2				0.001	0.0022
230	04811-00110	O RING	5				0.001	0.0022
240	39782-59251	CAP,END	1				0.04	0.088
250	01350-10516	BOLT	2				0.005	0.011
260	39782-59181	SPRING	1				0.03	0.066
270	39782-59261	HOLDER,LEVER LINK	1				0.07	0.154
280	01350-10510	BOLT	2				0.003	0.0066

3-POINT LINKAGE 1



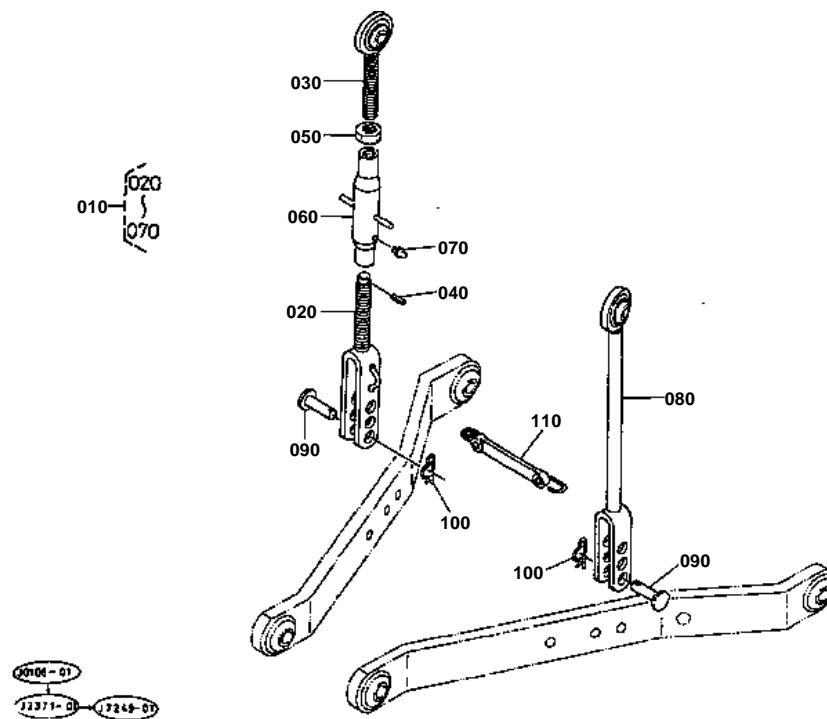


3-POINT LINKEGE 1

↔ Interchangeable; ≠ not interchangeable; ← new for old; → old for new

REF.No	Part No.	Description	Q'ty	S.No.	I/C	REMARKS	Weight (kgf)	Weight (lb)
010	35060-71100	ASSY LINK,TOP	1				0	0
020	35240-71113	LINK,TOP	1				1.24	2.728
030	67211-42940	NIPPLE,GREASE	2				0.001	0.0022
040	35240-71210	JOINT,TOP LINK	1				0.96	2.112
050	35240-71220	JOINT,TOP LINK	1				0.965	2.123
060	32244-71180	NUT,TOP LINK	1				0.057	0.1254
070	05411-00430	PIN,SPRING	2				0.002	0.0044
080	31150-71360	PIN,JOINT	2				0.166	0.3652
090	34150-37640	PIN,SET	2				0.06	0.132
100	35060-71310	COMP.LINK,LOWER	2				7.23	15.906
110	34150-37640	PIN,SET	4				0.06	0.132
120	35060-71800	ASSY CHAIN,CHECK	2				1.35	2.97
130	31341-71813	JOINT,CHAIN	2				0.33	0.726
140	31341-71820	JOINT,CHAIN	2				0.435	0.957
150	32420-71840	TURNBUCKLE	2				0.55	1.21
160	02052-50140	NUT	2				0.018	0.0396
170	32353-71890	PIN	2				0.041	0.0902
180	04013-50120	WASHER,PLAIN	2				0	0
190	05511-50425	PIN,SPLIT	2				0.003	0.0066
200	02074-50160	NUT	2				0.029	0.0638
210	04512-50160	WASHER,SPRING	2				0	0

3-POINT LINKEGE 2



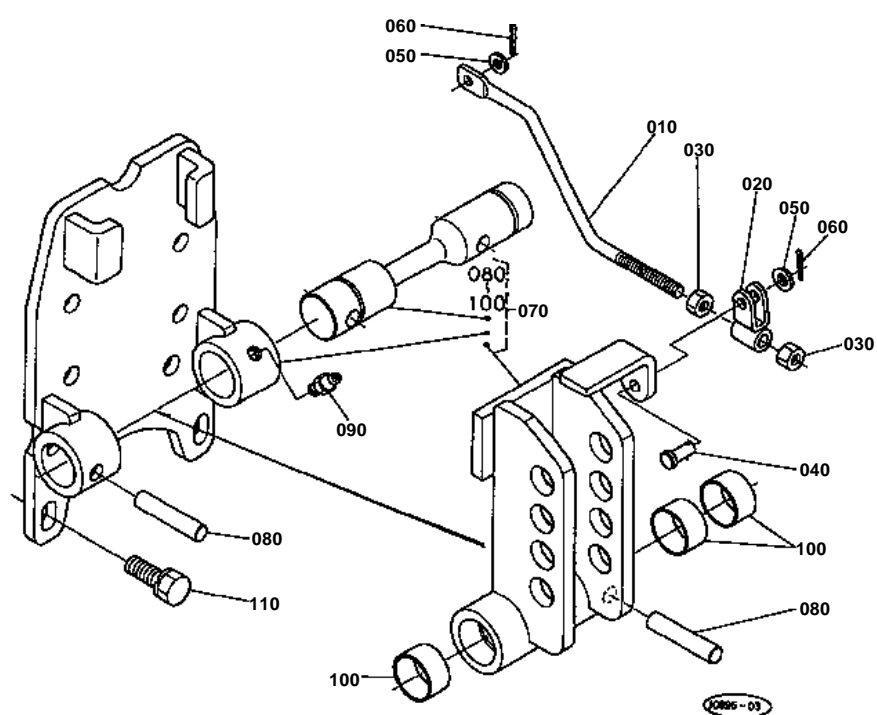


3-POINT LINKEGE 2

↔ Interchangeable; ≠ not interchangeable; ← new for old; → old for new

REF.No	Part No.	Description	Q'ty	S.No.	I/C	REMARKS	Weight (kgf)	Weight (lb)
010	34640-71560	ASSY ROD,LIFT RH	1				0	0
020	31331-71520	ROD,LIFT LOWER	1				0.855	1.881
030	31331-71510	ROD,LIFT UPPER	1				0.58	1.276
040	05411-00320	PIN,SPRING	1				0.001	0.0022
050	35110-71570	NUT	1				0.05	0.11
060	38187-71770	ROD,LIFT MIDDLE	1				0.54	1.188
070	06613-10675	NIPPLE,GREASE	1				0.003	0.0066
080	35060-71540	ROD,LIFT LH	1				0	0
090	38687-71582	PIN,LIFT ROD	2				0.08	0.176
100	05515-51600	PIN,SNAP	2				0.007	0.0154
110	35080-71750	COMP.RUBBER	1				0.065	0.143

TOP LINKAGE BRACKET [OPTION]



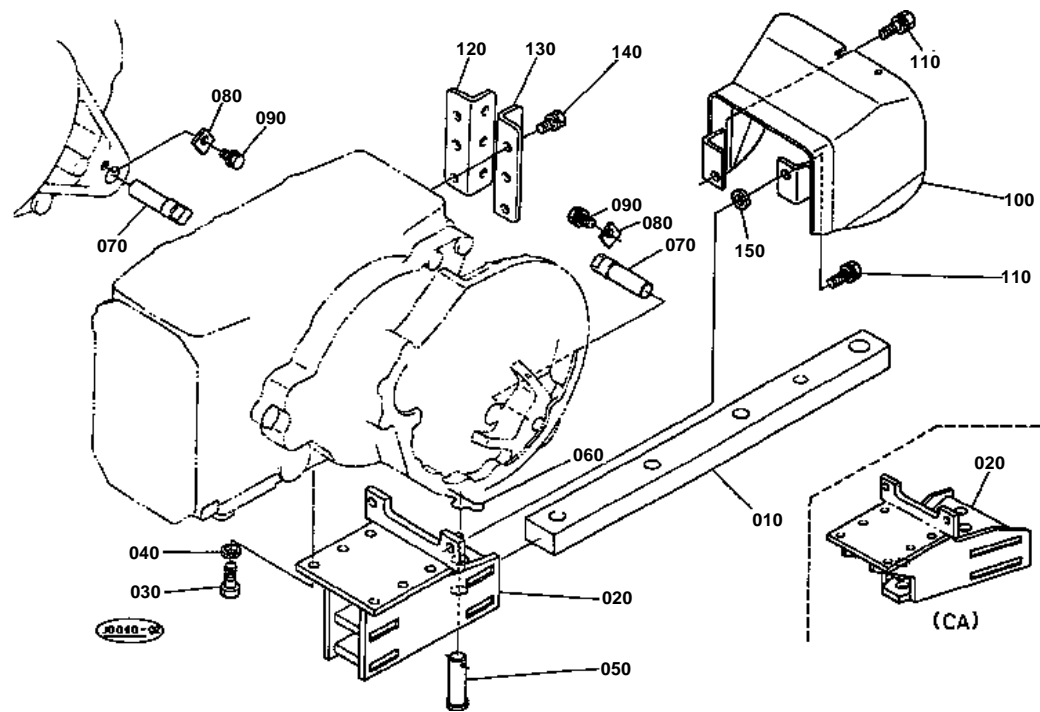


TOP LINKAGE BRACKET [OPTION]

↔ Interchangeable; ≠ not interchangeable; ← new for old; → old for new

REF.No	Part No.	Description	Q'ty	S.No.	I/C	REMARKS	Weight (kgf)	Weight (lb)
010	35080-41310	ROD,DRAFT CONTROL	1			WITH DRAFT	0	0
020	35260-41320	HOLDER,CONTROL	1			WITH DRAFT	0.03	0.066
030	02112-50080	NUT	2			WITH DRAFT	0.003	0.0066
040	05122-50818	PIN,JOINT	1			WITH DRAFT	0.008	0.0176
050	04012-50080	WASHER,PLAIN	2			WITH DRAFT	0.001	0.0022
060	05511-50218	PIN,SPLIT	2			WITH DRAFT	0.001	0.0022
070	35080-41400	COMP HOLDER, TOP LINK	1			WITH DRAFT	6.85	15.07
080	37300-41440	PIN,STRAIGHT	2			WITH DRAFT	0.055	0.121
090	06613-10010	NIPPLE,GREASE	2			WITH DRAFT	0.006	0.0132
100	37300-41450	BUSH	3			WITH DRAFT	0.03	0.066
110	01133-51230	BOLT	6			WITH DRAFT	0.04	0.088

DRAWBAR



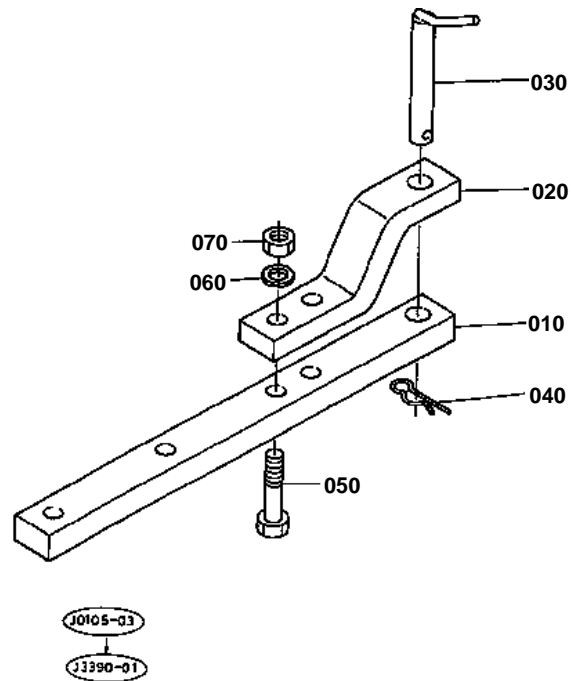


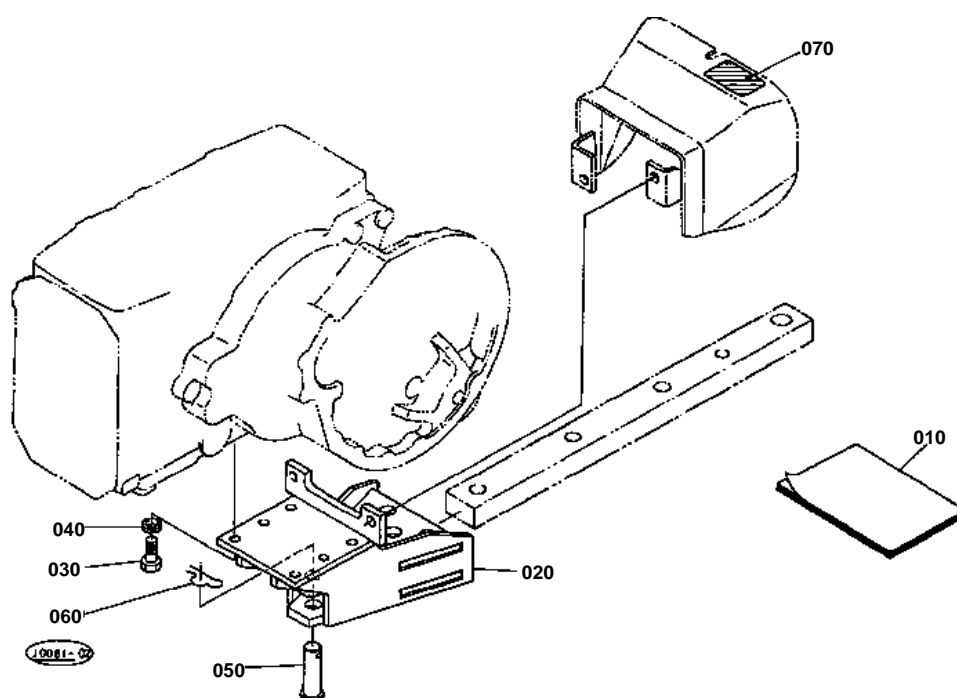
DRAWBAR

↔ Interchangeable; ≠ not interchangeable; ← new for old; → old for new

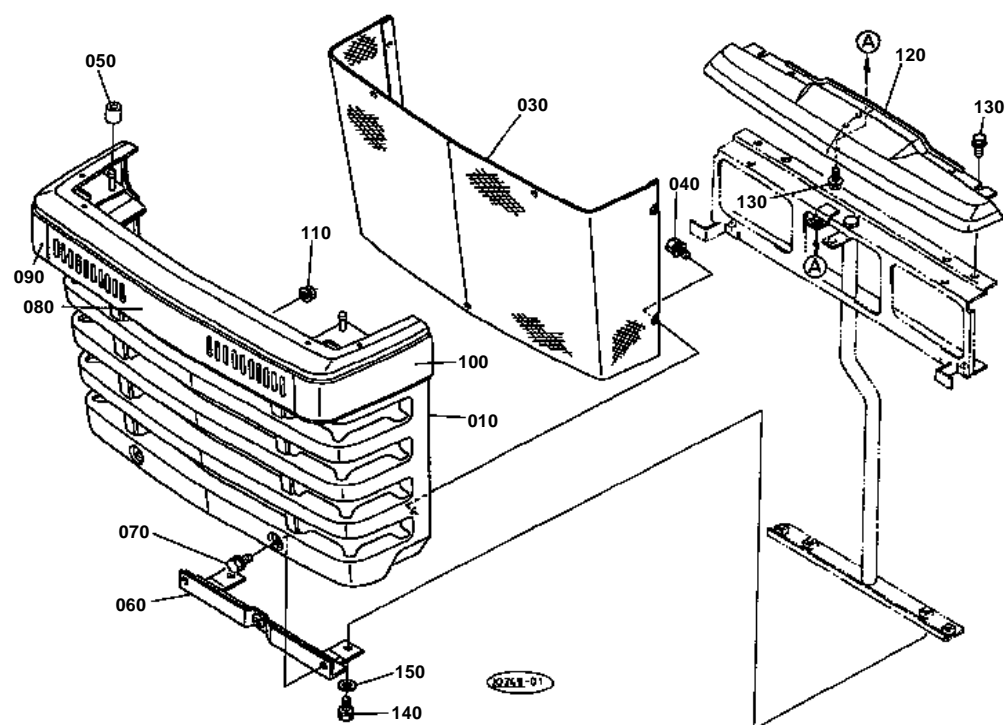
REF.No	Part No.	Description	Q'ty	S.No.	I/C	REMARKS	Weight (kgf)	Weight (lb)
010	35070-29710	DRAWBAR	1				6.7	14.74
020	32420-29730	FRAME,DRAWBAR	1			[A]	6.4	14.08
030	01173-51430	BOLT	6				0.052	0.1144
040	04512-50140	WASHER,SPRING	6				0	0
050	05112-52070	PIN,JOINT	1				0.186	0.4092
060	05515-51600	PIN,SNAP	1				0.007	0.0154
070	32430-29820	PIN,LOWER LINK	2				0.25	0.55
080	32430-29830	SET PLATE	2				0.016	0.0352
090	01133-51020	BOLT	2				0.02	0.044
100	35060-25330	PROTECTOR,PTO SHAFT	1				0	0
110	01133-51235	BOLT	4				0.05	0.11
120	99571-22140	HOLDER,TOP LINK RH	1			WITH POSITION	0.99	2.178
130	99571-22150	HOLDER,TOP LINK LH	1			WITH POSITION	0.99	2.178
140	01133-51230	BOLT	6			WITH POSITION	0.04	0.088
150	35114-25340	COLLAR	2				0.02	0.044

CLEVIS-DRAWBAR [OPTION]





FRONT GRILLE



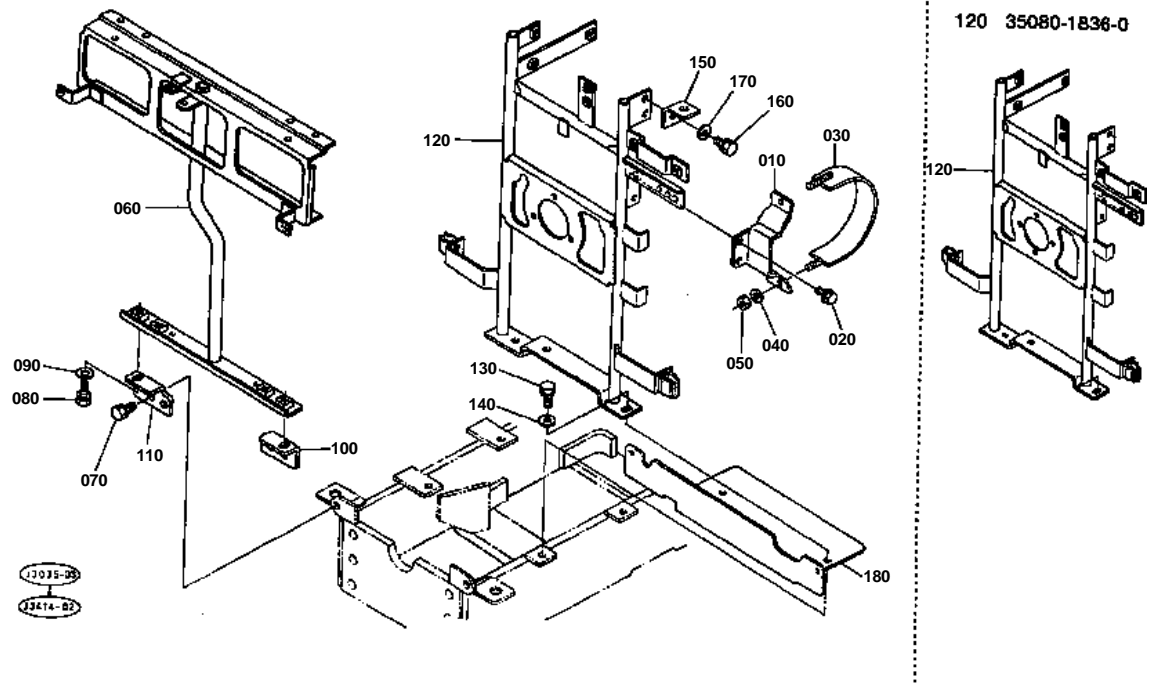


FRONT GRILLE

↔ Interchangeable; ≠ not interchangeable; ← new for old; → old for new

REF.No	Part No.	Description	Q'ty	S.No.	I/C	REMARKS	Weight (kgf)	Weight (lb)
010	30400-18230	GRILLE,FRONT	1				4.8	10.56
020	99999-99999	BLANK	0				0	0
030	30590-18250	NET,FRONT GRILLE	1				0.385	0.847
040	30442-15230	BOLT	7				0.01	0.022
050	31351-18260	PIPE	2				0.001	0.0022
060	35080-18280	RETAINER,GRILLE	1				0.27	0.594
070	01754-50816	BOLT,FLANGE	2				0.011	0.0242
080	32430-94170	BELT,GRILLE FRONT	1				0.145	0.319
090	32430-94180	BELT,GRILLE RH	1				0.07	0.154
100	32430-94190	BELT,GRILLE LH	1				0.07	0.154
110	02761-50050	NUT,FLANGE	8				0.005	0.011
120	34670-18160	ROOF,FRONT	1				0.345	0.759
130	01754-50616	BOLT,FLANGE	3				0.006	0.0132
140	01123-50816	BOLT	2				0.011	0.0242
150	04015-50080	WASHER,PLAIN	2				0	0

FRONT GRILLE SUPPORT



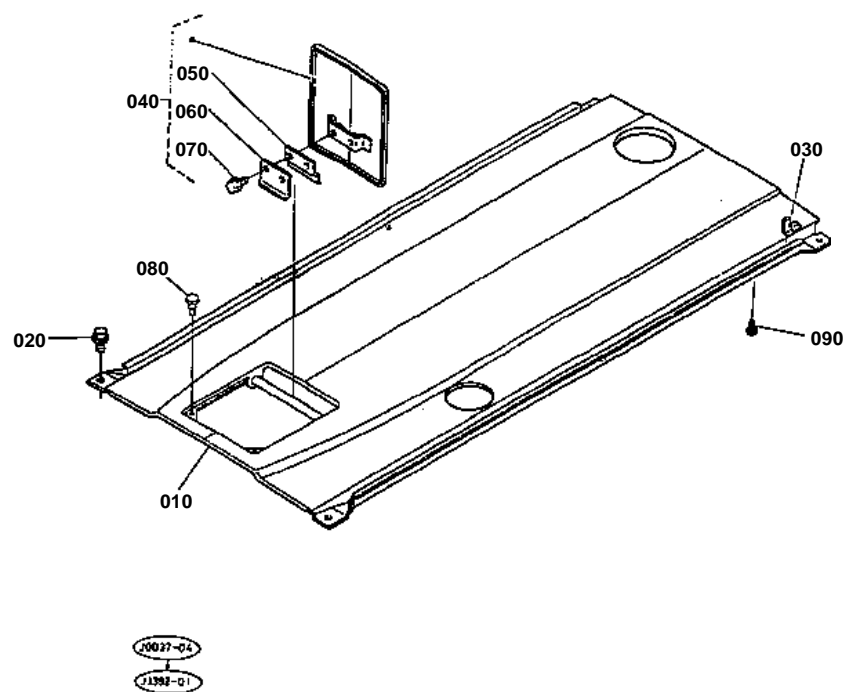


FRONT GRILLE SUPPORT

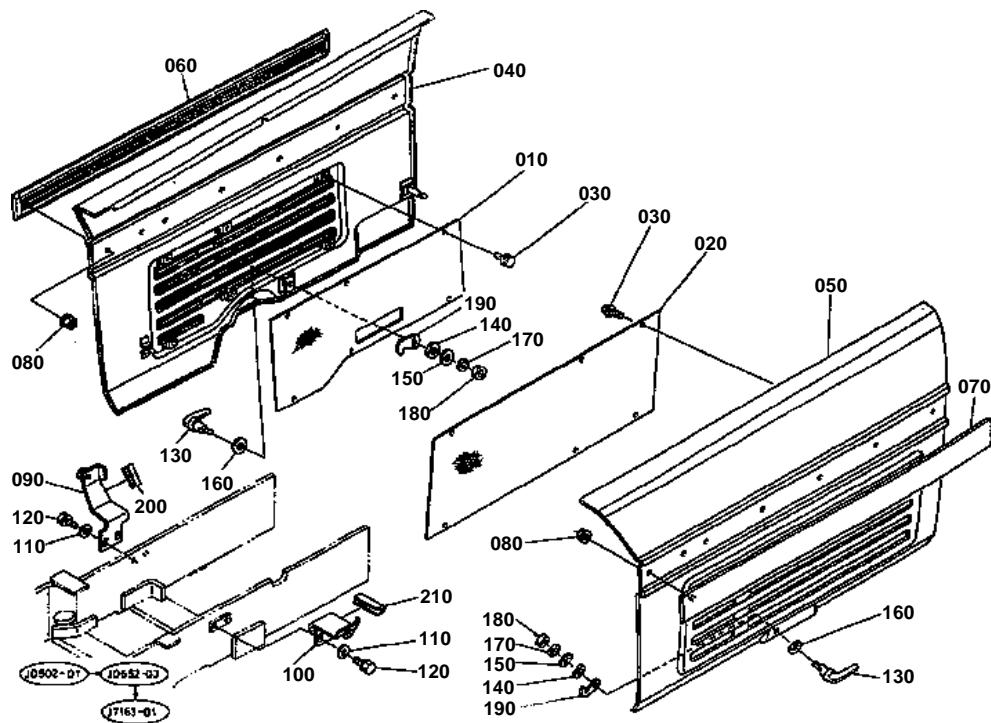
↔ Interchangeable; ≠ not interchangeable; ← new for old; → old for new

REF.No	Part No.	Description	Q'ty	S.No.	I/C	REMARKS	Weight (kgf)	Weight (lb)
010	31351-13910	SUPPORT,AIR CLEANER	1				0.25	0.55
020	01754-50816	BOLT,FLANGE	2				0.011	0.0242
030	31351-13920	BAND,AIR CLEANER	1				0.16	0.352
040	04512-50080	WASHER,SPRING	2				0.001	0.0022
050	02114-50080	NUT	2				0.005	0.011
060	35080-18310	SUPPORT,GRILLE	1				2	4.4
070	01133-51020	BOLT	2				0.02	0.044
080	01123-50820	BOLT	2				0.011	0.0242
090	04015-50080	WASHER,PLAIN	2				0	0
100	32430-18320	STAY,FRONT GRILLE LH	1				0.08	0.176
110	32430-18330	STAY,FRONT GRILLE RH	1				0.09	0.198
120	35080-18362	SUPPORT,BONNET	1				3.8	8.36
130	01123-50816	BOLT	2				0.011	0.0242
140	04015-50080	WASHER,PLAIN	1				0	0
150	31351-18394	SUPPORT,BONNET	2				0.04	0.088
160	01123-50816	BOLT	4				0.011	0.0242
170	04015-50080	WASHER,PLAIN	4				0	0
180	34670-17964	PLATE,WIND BREAKER	1				0.42	0.924

HOOD (BONNET)



SIDE COVER



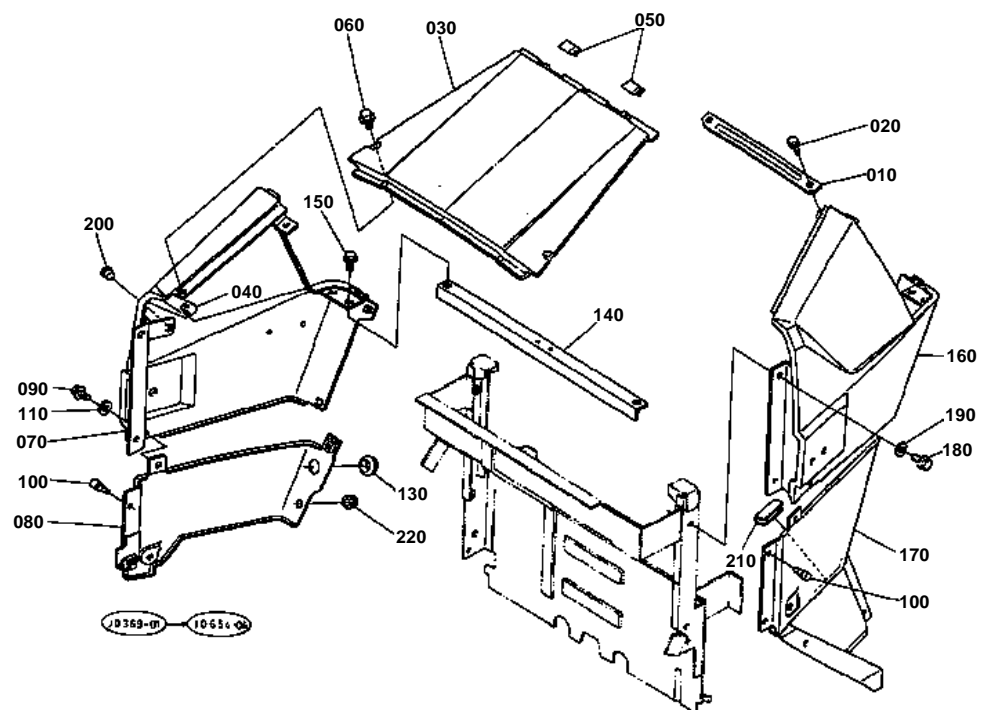


SIDE COVER

↔ Interchangeable; ≠ not interchangeable; ← new for old; → old for new

REF.No	Part No.	Description	Q'ty	S.No.	I/C	REMARKS	Weight (kgf)	Weight (lb)
010	35080-18140	NET,BONNET SIDE RH	1				0.16	0.352
020	35080-18150	NET,BONNET SIDE LH	1				0.23	0.506
030	01754-50610	BOLT,FLANGE	12				0.006	0.0132
040	32470-18630	COMP.BONNET,SIDE RH	1				4	8.8
050	32424-18640	COMP.BONNET,SIDE LH	1				4.7	10.34
060	31341-18680	COMP BELT,SIDE RH	1				0.48	1.056
070	31341-18690	COMP BELT,SIDE LH	1				0.47	1.034
080	02761-50050	NUT,FLANGE	12				0.005	0.011
090	31351-18710	SUPPORT,HOOK RH	1				0.21	0.462
100	31351-18720	SUPPORT,HOOK LH	1				0.185	0.407
110	04013-50080	WASHER,PLAIN	4				0	0
120	01123-50816	BOLT	4				0.011	0.0242
130	32430-18242	HANDLE,BONNET COVER	2				0.055	0.121
140	33251-83950	WASHER,SPRING	2				0.001	0.0022
150	04012-50080	WASHER,PLAIN	2				0.001	0.0022
160	33251-83850	WASHER,HANDLE	2				0.001	0.0022
170	04512-50080	WASHER,SPRING	2				0.001	0.0022
180	02114-50080	NUT	2				0.005	0.011
190	31351-18582	HOOK,BONNET COVER	2				0.05	0.11
200	31351-34320	RUBBER,PROTECTOR	1				0.003	0.0066
210	31351-34310	SEAL	1				0.001	0.0022

REAR HOOD (REAR BONNET)



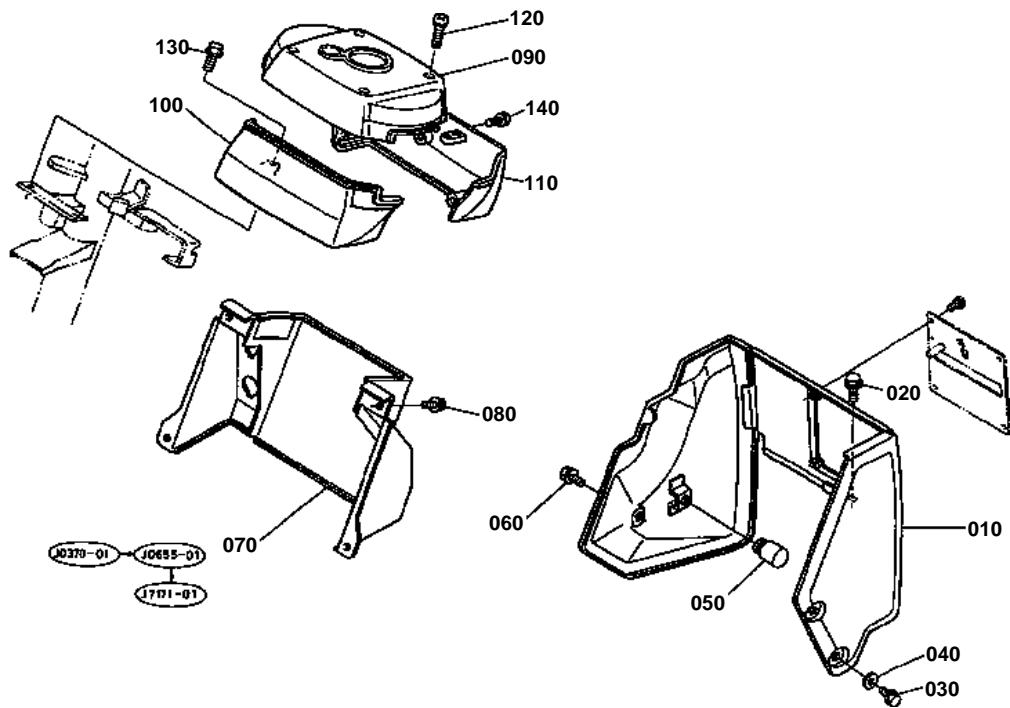


REAR HOOD (REAR BONNET)

↔ Interchangeable; ≠ not interchangeable; ← new for old; → old for new

REF.No	Part No.	Description	Q'ty	S.No.	I/C	REMARKS	Weight (kgf)	Weight (lb)
010	31351-18890	REINFORCE	1				0.04	0.088
020	01754-50616	BOLT,FLANGE	2				0.006	0.0132
030	30400-18770	ROOF,REAR	1				0.47	1.034
040	38240-29250	NUT,SPRING	2				0.005	0.011
050	31351-18780	RUBBER	2				0.08	0.176
060	01754-50612	BOLT,FLANGE	2				0.005	0.011
070	32480-18810	COMP BONNET,REAR RH	1				1.07	2.354
080	30400-18840	COMP.BONNET,REAR RH	1				0.375	0.825
090	01754-50612	BOLT,FLANGE	3				0.005	0.011
100	38240-18080	CUSHION,BONNET	3				0.001	0.0022
110	04013-50080	WASHER,PLAIN	2				0	0
120	99999-99999	BLANK	0				0	0
130	32150-29180	CAP,RUBBER	1				0.002	0.0044
140	31351-18884	SUPPORT,BONNET	1				0.2	0.44
150	01754-50616	BOLT,FLANGE	2				0.006	0.0132
160	30400-18820	COMP.BONNET,REAR LH	1				1.1	2.42
170	30400-18850	COMP BONNET,REAR LH	1				0.78	1.716
180	01754-50612	BOLT,FLANGE	3				0.005	0.011
190	04013-50080	WASHER,PLAIN	2				0	0
200	38240-29570	PLUG	2				0.001	0.0022
210	37150-13920	CUSHION	1				0.005	0.011
220	31351-18830	CUSHION	1				0.015	0.033

MAIN AND PTO CHANGE COVER

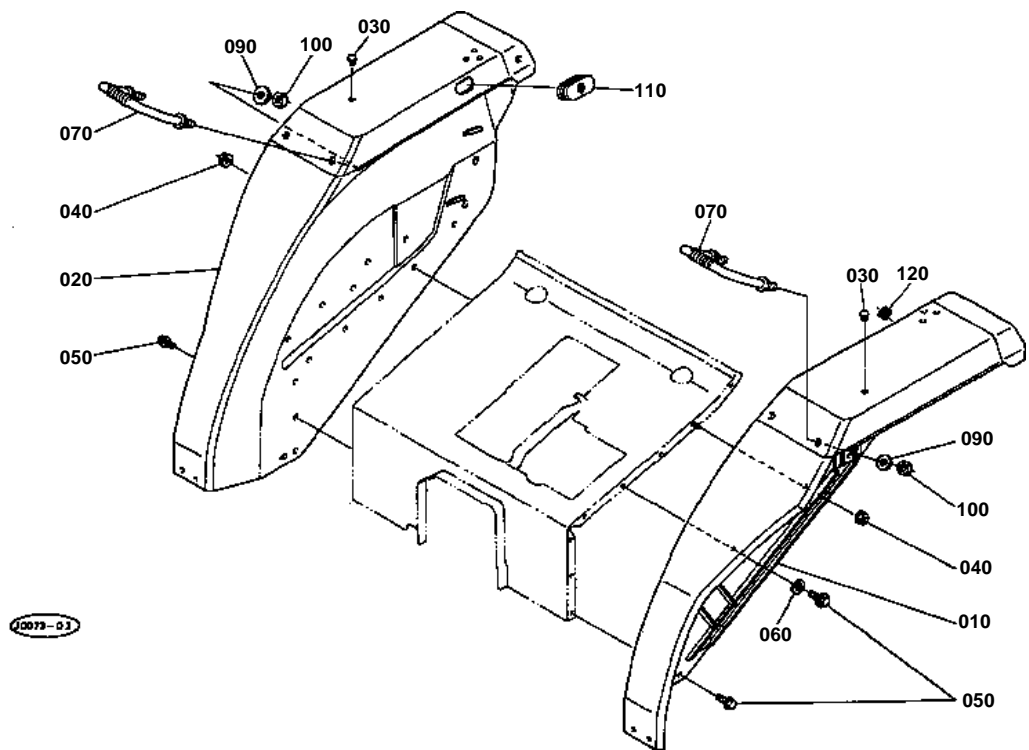




MAIN AND PTO CHANGE COVER

↔ Interchangeable; ≠ not interchangeable; ← new for old; → old for new

REF.No	Part No.	Description	Q'ty	S.No.	I/C	REMARKS	Weight (kgf)	Weight (lb)
010	32480-24020	COMP.COVER,PTO	1				0	0
020	01754-50812	BOLT,FLANGE	1				0.01	0.022
030	01754-50612	BOLT,FLANGE	2				0.005	0.011
040	04013-50060	WASHER,PLAIN	2				0	0
050	31351-24330	CUSHION	1				0.005	0.011
060	01754-50812	BOLT,FLANGE	1				0.01	0.022
070	35080-24410	BOARD,SWITCH	1				0.63	1.386
080	01754-50612	BOLT,FLANGE	4				0.005	0.011
090	31351-24426	COVER,CHANGE UPPER	1				0.17	0.374
100	31351-24430	COVER,CHANGE FRONT	1				0.095	0.209
110	30400-24440	COVER,CHANGE REAR	1				0.095	0.209
120	31351-24450	SCREW,WITH WASHER	4				0.08	0.176
130	01754-50816	BOLT,FLANGE	2				0.011	0.0242
140	31351-24460	SCREW,WITH WASHER	3				0.004	0.0088



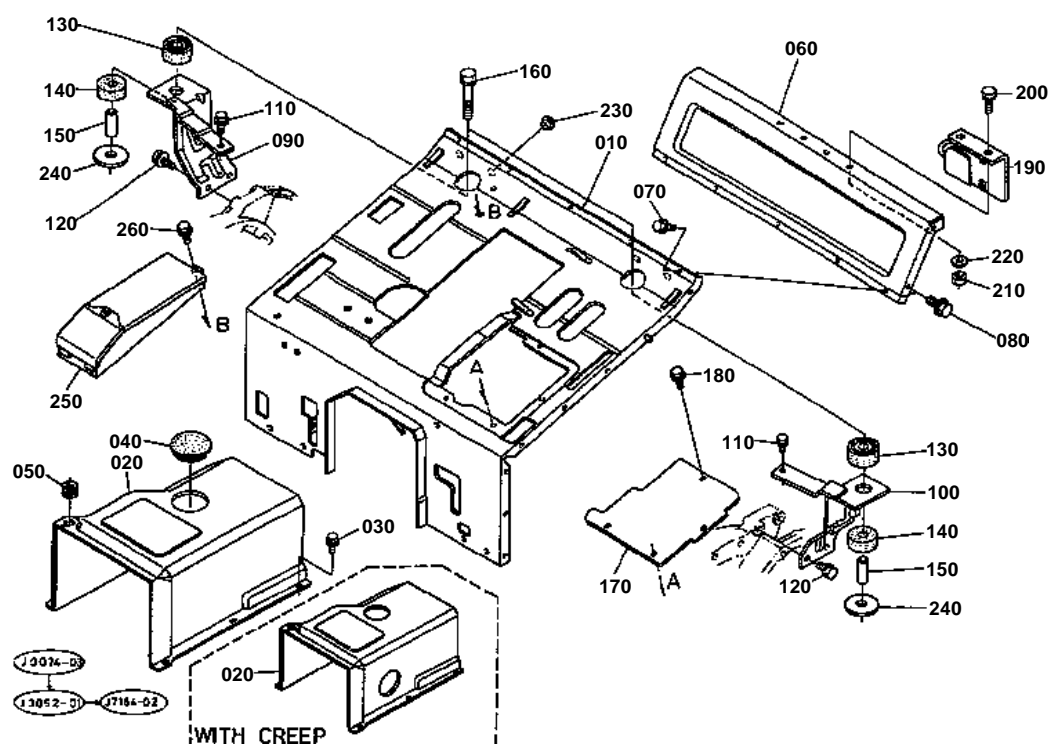


FENDER

↔ Interchangeable; ≠ not interchangeable; ← new for old; → old for new

REF.No	Part No.	Description	Q'ty	S.No.	I/C	REMARKS	Weight (kgf)	Weight (lb)
010	32470-29010	COMP.FENDER,LH	1				9.7	21.34
020	32470-29030	COMP.FENDER,RH	1				10	22
030	30430-82670	PLUG,BLIND	2				0.001	0.0022
040	31351-11080	NUT,FLANGE	2				0.007	0.0154
050	01754-50812	BOLT,FLANGE	14				0.01	0.022
060	04013-50080	WASHER,PLAIN	1				0	0
070	31351-29440	BALUSTRIDE	2				0	0
080	99999-99999	BLANK	0				0	0
090	04013-50140	WASHER,PLAIN	4				0	0
100	02174-50140	NUT	4				0.014	0.0308
110	31351-29490	GROMMET	1				0.003	0.0066
120	32150-29180	CAP,RUBBER	1				0.002	0.0044

FLOOR SEAT



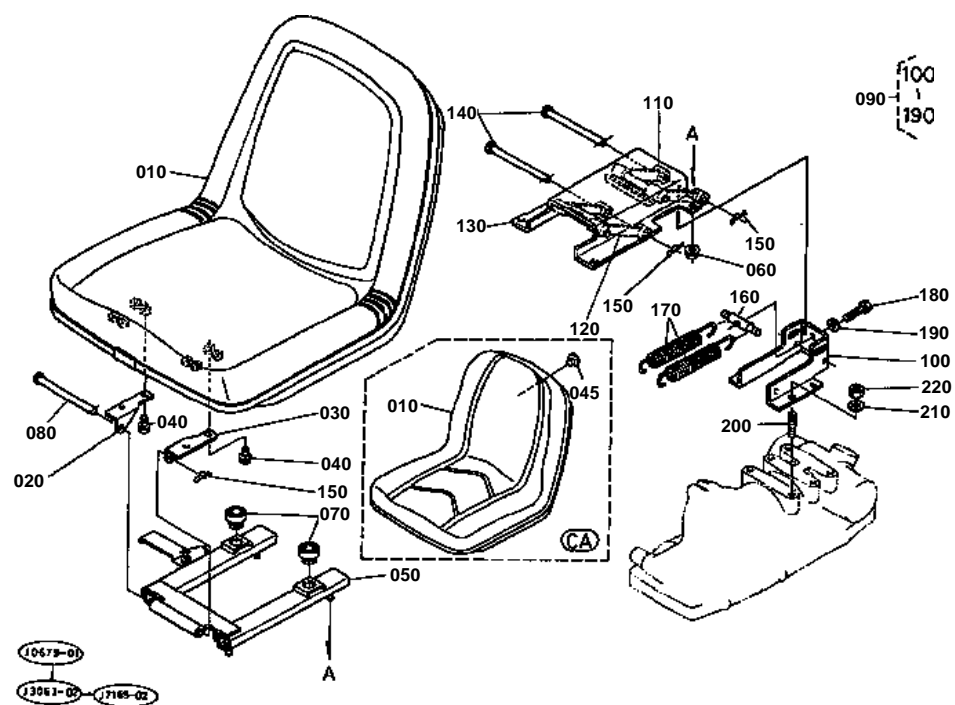


FLOOR SEAT

↔ Interchangeable; ≠ not interchangeable; ← new for old; → old for new

REF.No	Part No.	Description	Q'ty	S.No.	I/C	REMARKS	Weight (kgf)	Weight (lb)
010	32421-72032	COMP.SEAT,FLOOR	1				0	0
020	32470-24350	COVER,FLOOR	1			W/O CREEP	1.95	4.29
020	32470-24340	COVER,FLOOR	1			WITH CREEP	1.9	4.18
030	01754-50610	BOLT,FLANGE	4				0.006	0.0132
040	31351-24360	CAP	1				0.04	0.088
050	32150-29180	CAP,RUBBER	1				0.002	0.0044
060	32480-29130	COVER,REAR	1				1.6	3.52
070	01754-50610	BOLT,FLANGE	5				0.006	0.0132
080	01754-50816	BOLT,FLANGE	4				0.011	0.0242
090	35080-29220	SUPPORT,FENDER RH	1				0.89	1.958
100	35080-29230	SUPPORT,FENDER LH	1				0.895	1.969
110	01133-51020	BOLT	2				0.02	0.044
120	01133-51220	BOLT	4				0.04	0.088
130	30400-29260	CUSHION,UPPER	2				0.05	0.11
140	31351-29270	CUSHION,LOWER	2				0.045	0.099
150	30400-29280	SPACER	2				0.04	0.088
160	01133-51275	BOLT	2				0.02	0.044
170	32480-29410	STEP,REAR	1				0.25	0.55
180	01754-50812	BOLT,FLANGE	3				0.01	0.022
190	32480-29420	HANGER, TOP LINK	1				0	0
200	01123-50835	BOLT	2				0.02	0.044
210	02156-50080	NUT	2				0.004	0.0088
220	04015-50080	WASHER,PLAIN	2				0	0
230	66591-51130	PLUG,BLIND	4				0.001	0.0022
240	30400-29320	RETAINER,CUSHION	2				0.07	0.154
250	30400-29362	CASE,TOOLS	1				1.37	3.014
260	01754-50816	BOLT,FLANGE	3				0.011	0.0242

SEAT



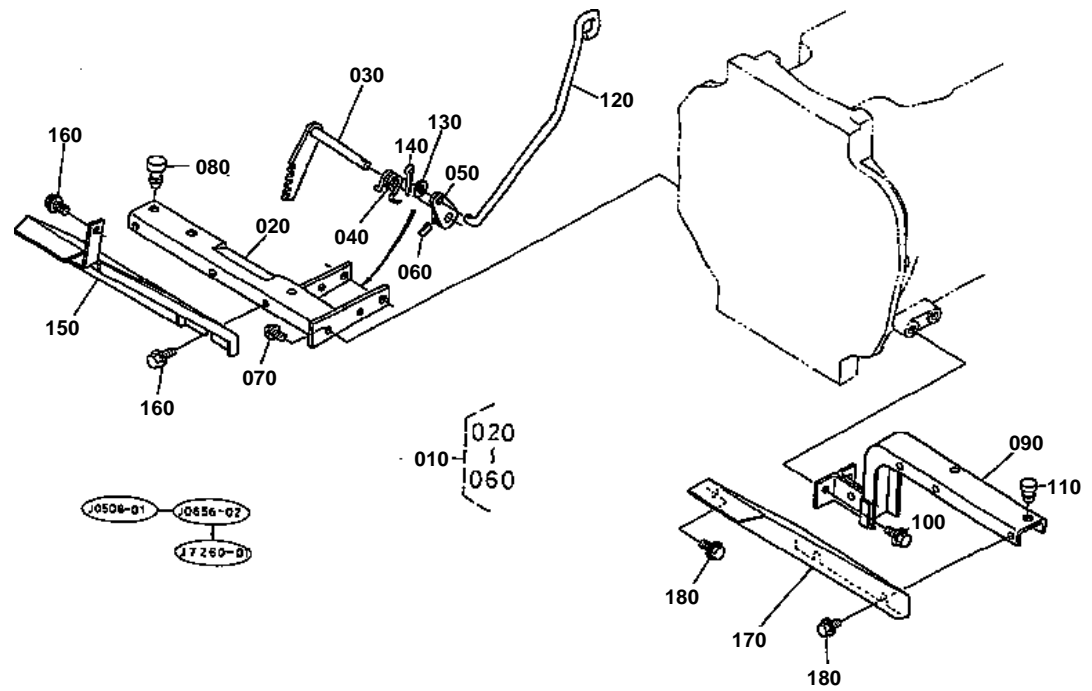


SEAT

↔ Interchangeable; ≠ not interchangeable; ← new for old; → old for new

REF.No	Part No.	Description	Q'ty	S.No.	I/C	REMARKS	Weight (kgf)	Weight (lb)
010	35080-18400	SEAT	1			[A] RESERVED BY KTC	0	0
020	32430-18450	BRACKET,SEAT RH	1				0.08	0.176
030	32430-18460	BRACKET,SEAT LH	1				0.08	0.176
040	01754-50816	BOLT,FLANGE	4				0.011	0.0242
050	32430-18430	COMP ADJUSTER,SEAT	1				0	0
060	31351-11100	NUT,FLANGE	4				0.095	0.209
070	32160-18440	RUBBER,CUSHION	2				0.013	0.0286
080	32430-11853	PIN,JOINT	1				0.08	0.176
090	32430-11800	ASSY SUSPENSION,SEAT	1				3.85	8.47
100	32430-11810	BASE,SEAT SUSPENTION	1				0.5	1.1
110	32430-11822	LINK,SUPPORT	1				0.42	0.924
120	32430-11832	LINK,SUPPORT	1				0.39	0.858
130	32430-11843	SUPPORT,SEAT	1				1.31	2.882
140	32430-11853	PIN,JOINT	4				0.08	0.176
150	05525-51000	PIN,SNAP	3				0	0
160	32430-11860	ROD,ADJUSTER	1				0.085	0.187
170	32430-11870	SPRING	2				0.27	0.594
180	01172-51045	BOLT	1				0.035	0.077
190	04011-50100	WASHER,PLAIN	1				0.002	0.0044
200	01517-51020	STUD	4				0.019	0.0418
210	04512-50100	WASHER,SPRING	4				0	0
220	02118-50100	NUT	4				0.005	0.011

FOOT COVER [W/O WET CLUTCH]



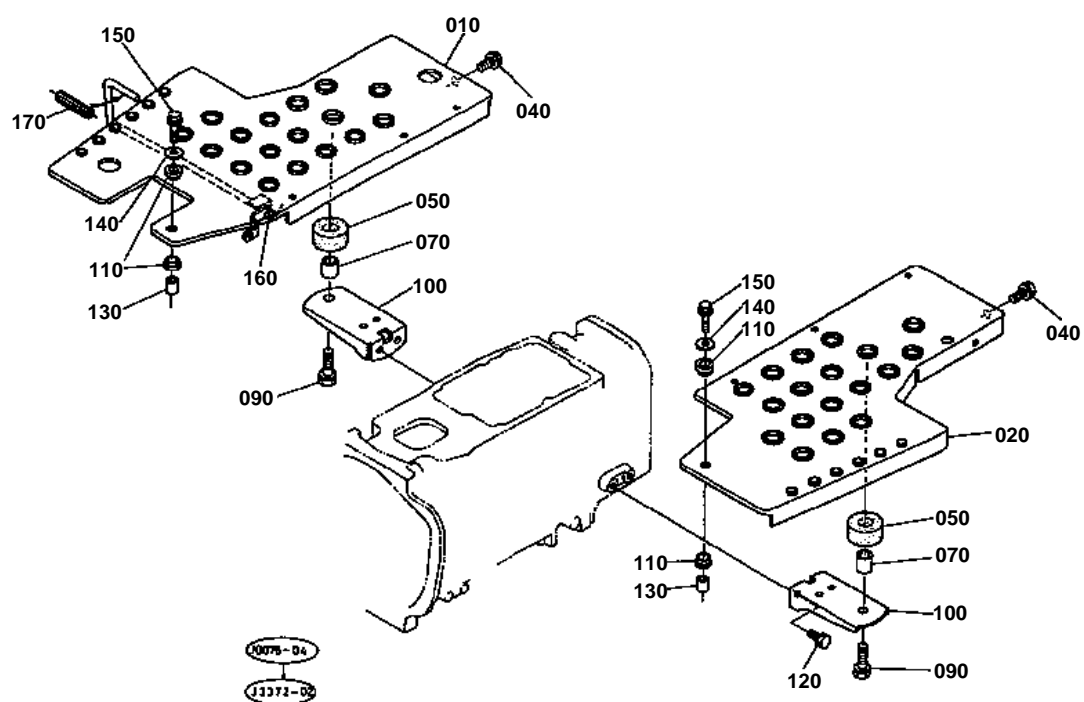


FOOT COVER [W/O WET CLUTCH]

↔ Interchangeable; ≠ not interchangeable; ← new for old; → old for new

REF.No	Part No.	Description	Q'ty	S.No.	I/C	REMARKS	Weight (kgf)	Weight (lb)
010	31351-29500	ASSY SUPPORT,STEP RH	1				0.775	1.705
020	31351-29510	SUPPORT,STEP RH	1				0.63	1.386
030	31351-28812	LOCK,BRAKE	1				0.14	0.308
040	31351-28850	SPRING,BRAKE	1				0.01	0.022
050	31351-28880	LEVER,PARKING	1				0.04	0.088
060	05411-00418	PIN,SPRING	1				0.001	0.0022
070	01754-50845	BOLT,FLANGE	2				0.021	0.0462
080	38240-29870	CUSHION	2				0.004	0.0088
090	31351-29520	SUPPORT,STEP LH	1				0.73	1.606
100	01754-50816	BOLT,FLANGE	2				0.011	0.0242
110	38240-29870	CUSHION	1				0.004	0.0088
120	31351-28870	ROD,PARKING	1				0.08	0.176
130	04012-50060	WASHER,PLAIN	1				0.001	0.0022
140	05511-50218	PIN,SPLIT	1				0.001	0.0022
150	35080-29610	COVER,FOOT RH	1				0.57	1.254
160	01754-50610	BOLT,FLANGE	3				0.006	0.0132
170	35080-29630	COVER,FOOT LH	1				0.4	0.88
180	01754-50610	BOLT,FLANGE	4				0.006	0.0132

STEP

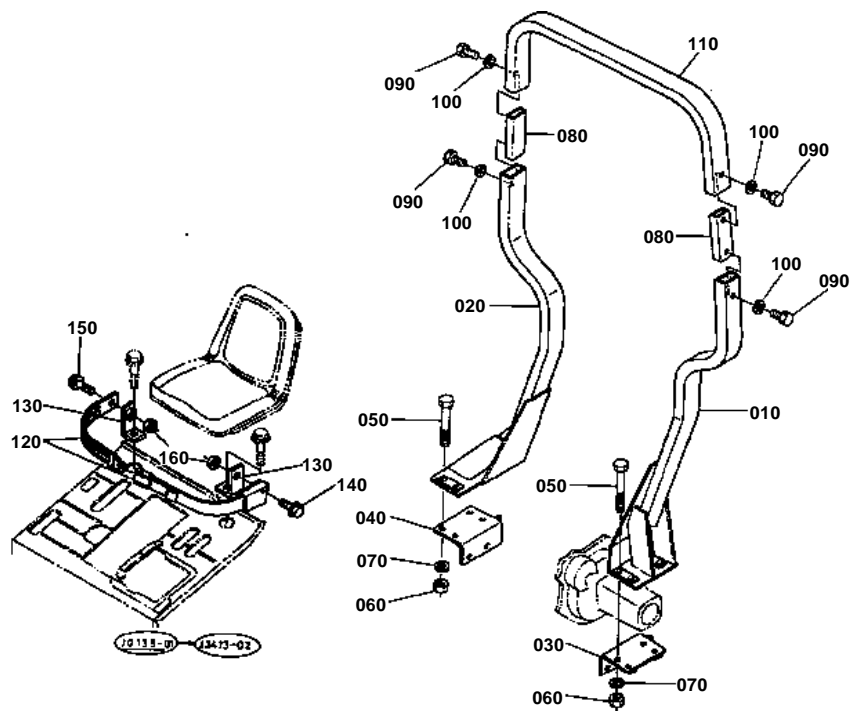




STEP

↔ Interchangeable; ≠ not interchangeable; ← new for old; → old for new

REF.No	Part No.	Description	Q'ty	S.No.	I/C	REMARKS	Weight (kgf)	Weight (lb)
010	32470-29913	COMP.STEP,RH	1				3	6.6
020	32470-29920	COMP.STEP,LH	1				0	0
030	99999-99999	BLANK	0				0	0
040	01754-50812	BOLT,FLANGE	10				0.01	0.022
050	35080-29260	CUSHION,STEP	2				0.055	0.121
060	99999-99999	BLANK	0				0	0
070	35080-29280	SPACER,STEP	2				0.05	0.11
080	99999-99999	BLANK	0				0	0
090	01133-51240	BOLT	2				0.05	0.11
100	35080-29550	SUPPORT,STEP REAR	2				0.45	0.99
110	31351-29580	CUSHION	4				0.004	0.0088
120	01133-51016	BOLT	4				0.015	0.033
130	31351-29590	COLLAR	2				0.01	0.022
140	04015-50080	WASHER,PLAIN	2				0	0
150	01754-50830	BOLT,FLANGE	2				0.01	0.022
160	31351-17660	SPRING,ACCEL.	1				0.008	0.0176
170	32430-17590	PIPE,ACCEL.RUBBER	1				0.01	0.022

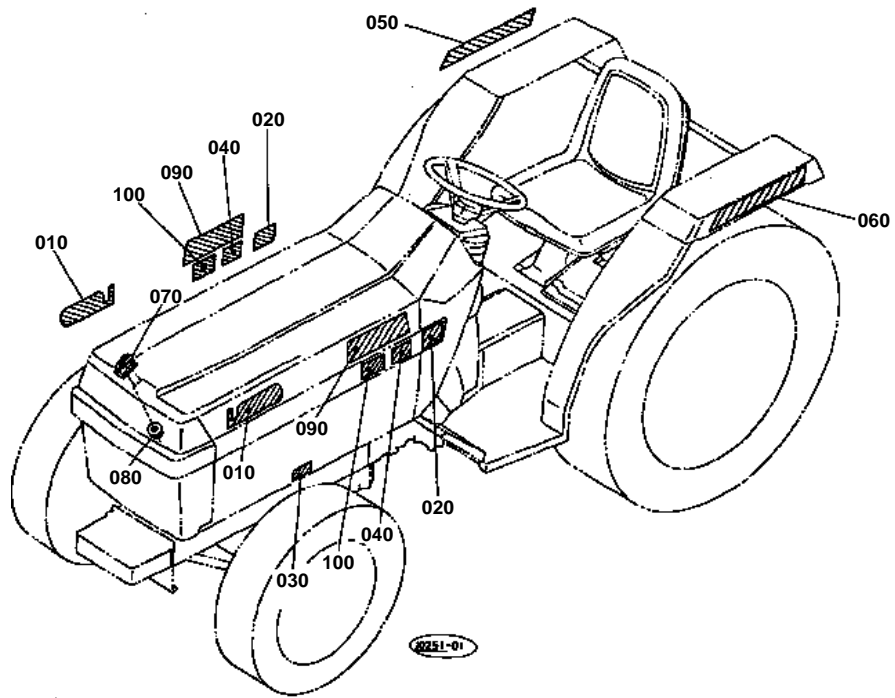


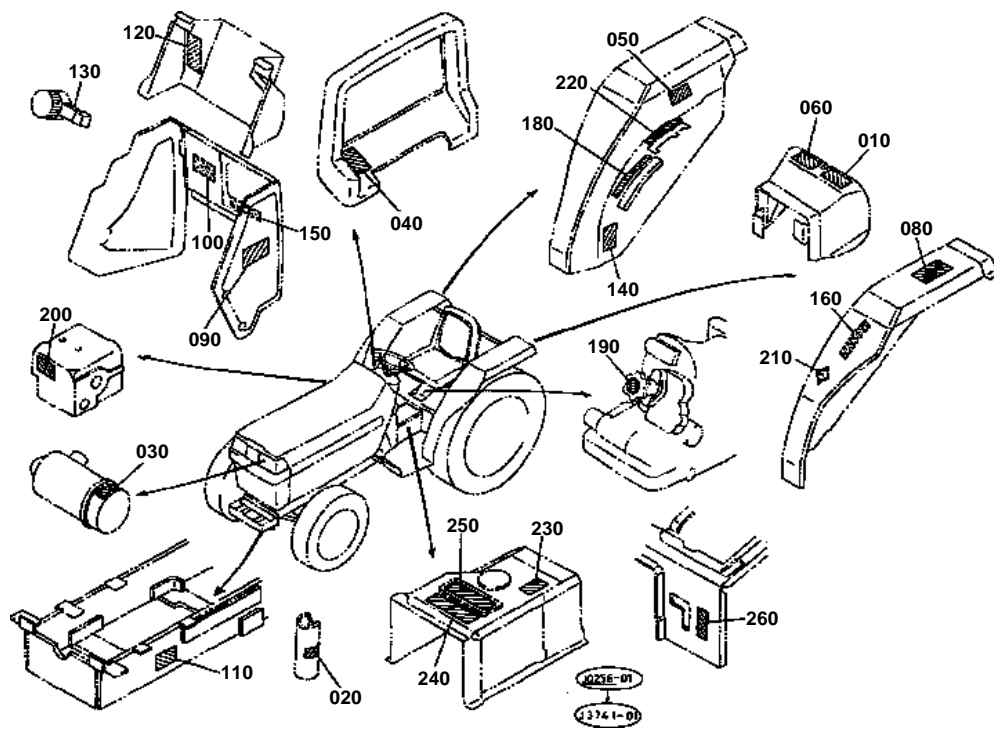


ROPS

↔ Interchangeable; ≠ not interchangeable; ← new for old; → old for new

REF.No	Part No.	Description	Q'ty	S.No.	I/C	REMARKS	Weight (kgf)	Weight (lb)
010	35060-34770	FRAME,ROPS LH	1				17	37.4
020	35060-34780	FRAME,ROPS RH	1				16.5	36.3
030	35060-34730	BRACKET,CHAIN LH	1				0	0
040	35060-34740	BRACKET,CHAIN RH	1				0	0
050	32430-34740	BOLT	8				0.3	0.66
060	32530-29040	NUT	8				0.03	0.066
070	04512-50160	WASHER,SPRING	8				0	0
080	32430-34750	BRACKET,JOINT	2				0	0
090	01173-51428	BOLT	4				0.049	0.1078
100	04512-50140	WASHER,SPRING	4				0	0
110	35080-34760	FRAME,ROPS UPPER	1				10.5	23.1
120	35080-18550	ASSY BELT,SEAT	1				0.75	1.65
130	35080-18480	BRACKET,SEAT BELT	2				0.1	0.22
140	01774-51025	BOLT,FLANGE	1				0.02	0.044
150	01774-51030	BOLT,FLANGE	1				0.02	0.044
160	02116-50100	NUT	2				0.004	0.0088







LABEL 2

↔ Interchangeable; ≠ not interchangeable; ← new for old; → old for new

REF.No	Part No.	Description	Q'ty	S.No.	I/C	REMARKS	Weight (kgf)	Weight (lb)
010	35200-25340	LABEL,PTO	1				0.002	0.0044
020	35176-15930	LABEL,PEDAL	1				0.005	0.011
030	15222-93450	LABEL,AIR CLEANER	1				0.001	0.0022
040	35260-25050	LABEL,SHUTTLE	1				0.01	0.022
050	35260-29782	LABEL,ROPS WARNING	1				0.001	0.0022
060	35260-29790	LABEL,DRAWBAR	1				0.002	0.0044
070	99999-99999	BLANK	0				0	0
080	35260-34913	LABEL,SAFETY	1				0.005	0.011
090	35820-98632	LABEL,START WARNING	1				0.003	0.0066
100	35080-65280	LABEL,KEY STOP	1				0.001	0.0022
110	32430-65453	NAME PLATE	1				0.005	0.011
120	32430-65510	LABEL,MAIN SWITCH	1				0.001	0.0022
130	32539-65530	LABEL,HAZARD MARK	1				0.001	0.0022
140	30590-99140	LABEL,DIFF.LOCK	1				0.005	0.011
150	35070-65500	LABEL,PTO SHIFT	1			W/O WET CLUTCH	0.005	0.011
160	32430-65740	LABEL,HI-LO SHIFT	1				0.003	0.0066
170	99999-99999	BLANK	0				0	0
180	32430-65760	LABEL,POSITION CON.	1				0.003	0.0066
190	31351-65780	LABEL,HYD.ADJUST.	1				0.001	0.0022
200	32430-65790	LABEL,HYD.BLOCK	1				0.01	0.022
220	32430-65770	LABEL,DRAFT CON.	1				0.001	0.0022
230	32430-65710	LABEL,CREEP S-CHANGE	1				0.001	0.0022
240	35070-65750	LABEL,PTO WARNING	1				0.011	0.0242
250	35070-65010	LABEL,PTO REVOLUTION	1				0.018	0.0396
260	35070-65590	LABEL,I.MID	1				0.005	0.011

IMAGE NOT AVAILABLE



ACCESSORIES AND SERVICE PARTS

↔ Interchangeable; ≠ not interchangeable; ← new for old; → old for new

REF.No	Part No.	Description	Q'ty	S.No.	I/C	REMARKS	Weight (kgf)	Weight (lb)
010	35080-19713	MANUAL,INSTRUCTION	1			[A]	0	0
020	35260-31852	ASSY KEY,MAIN SWITCH	1				0.02	0.044
030	01073-51630	BOLT	8			FOR REAR WHEEL	0.079	0.1738
040	02076-50160	NUT	4			FOR REAR WHEEL	0.03	0.066
050	01517-51632	STUD	4			FOR REAR WHEEL	0.076	0.1672
060	04512-50160	WASHER,SPRING	12			FOR REAR WHEEL	0	0
070	01517-51428	STUD	12			FOR FRONT WHEEL	0.05	0.11
080	35340-11390	NUT	12			FOR FRONT WHEEL	0.03	0.066
090	04512-50140	WASHER,SPRING	12			FOR FRONT WHEEL	0	0