

# Instructions for Parts Books

The heading at the top of the page will be the same for the picture of the parts at it is for the page with the part numbers.

Definition of column headings on part number pages:

**REF.No** → The number referring to the part on the picture page of the parts book.

**Part No.** → The number assigned to this part at the time of printing the parts book.

**Description** → Discription of part.

**Q'ty** → Quantity of part used on that page.

**S.No.** → Serial number range of the equipment that this part will fit.

>= Your serial number should be greater than or equal to the number shown.

<= Your serial number should be lesser than or equal to the serial number shown.

**I/C** → Interchangeability of part shown.

↔ The part shown will work for the older and later serial number.

# The part shown is not interchangeable with the other serial number.

← new for old

→ old for new

**Remarks** → Notes about this particulart part. Sometimes this may say except [FR] or [CA]

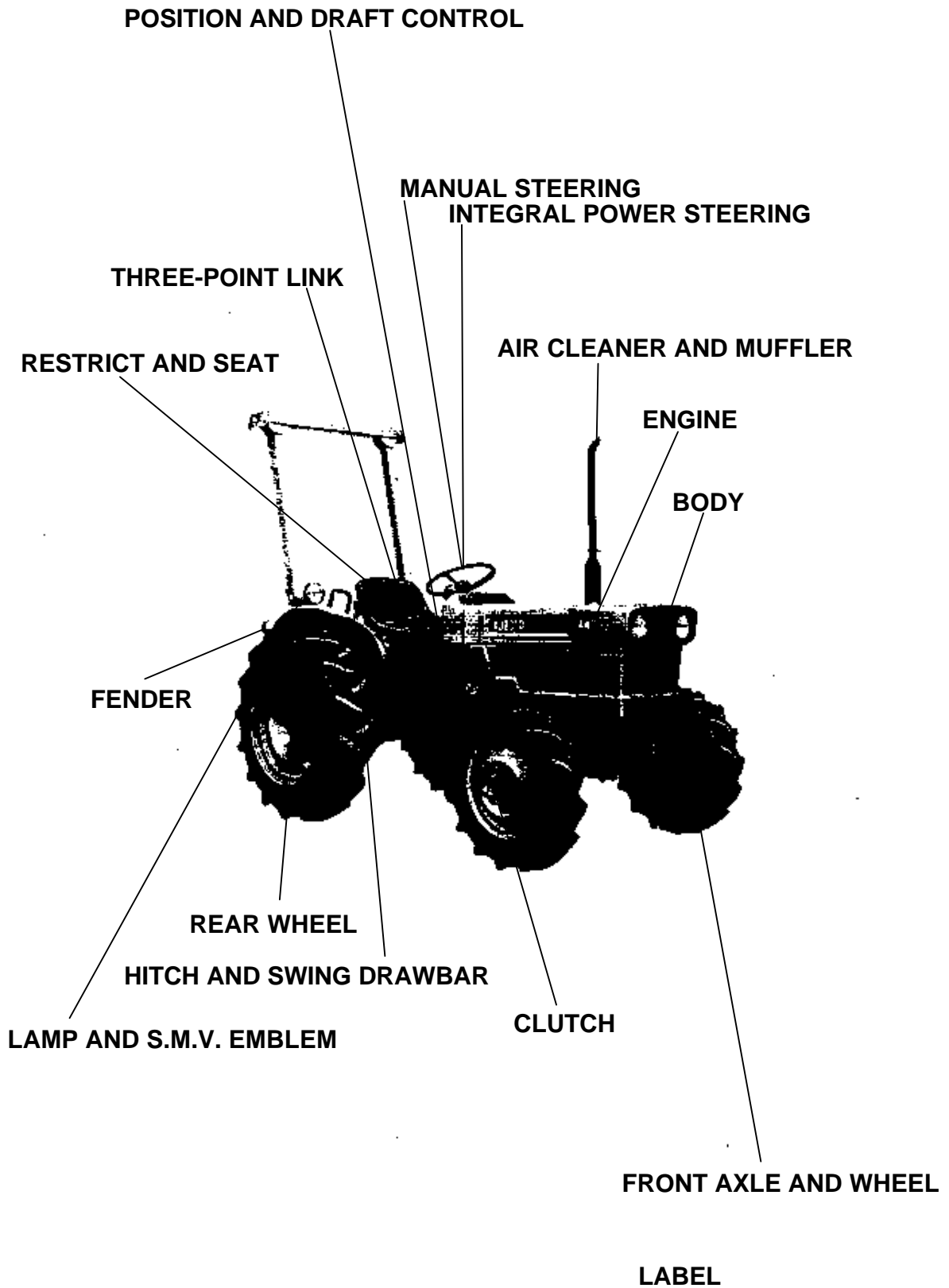
## Note about Country Codes:

The parts books we use in the United States of America may also contain information about a part that would be different in another country. It is important that you are aware of the country codes in some instances.

Symbol	Country
A	United States of America
CA	Canada
FR	France
GR	Greece
PO	Portugal
AU	Australia

If the remarks column says for example EXCEPT [FR] this part works in all countries except France. That means it will work here in the USA.

ALL PRODUCT INDEX  
L275

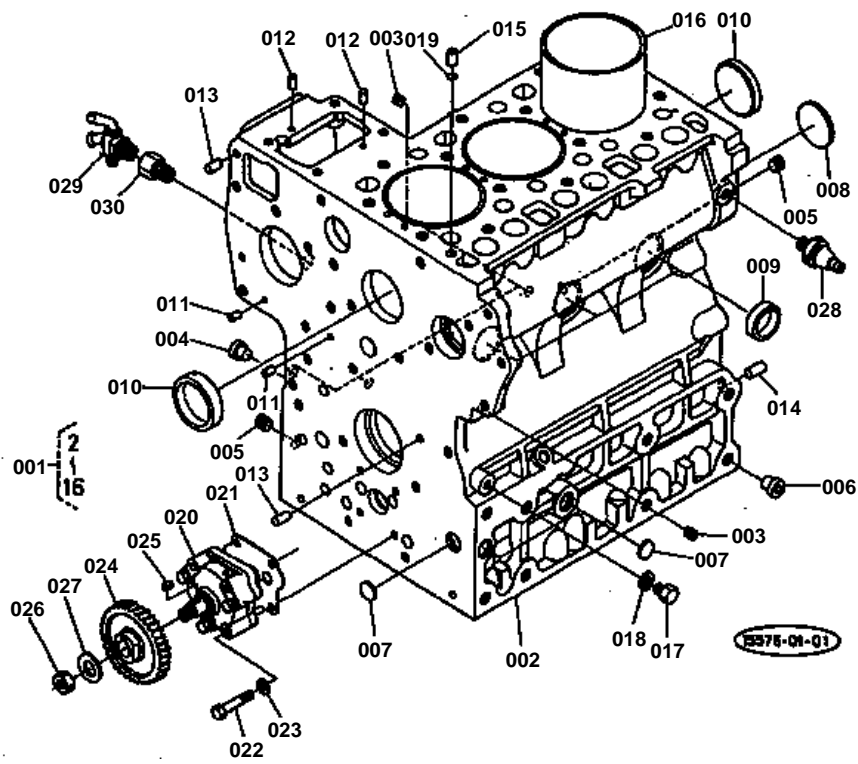


Item	Part No.	Description	Book	
ENGINE	01001	CRANKCASE	100K0352	
	01002	OIL PAN	100K0352	
	01003	CYLINDER HEAD	100K0352	
	01004	GEAR CASE	100K0352	
	01005	MAIN BEARING CASE	100K0352	
	01006	INLET AND EXHAUST MANIFOLD	100K0352	
	01007	VALVE AND ROCKER ARM	100K0352	
	01008	HEAD COVER	100K0352	
	01009	CAMSHAFT	100K0352	
	01010	PISTON AND CRANKSHAFT	100K0352	
	0101101	FLYWHEEL (SINGLE CLUTCH)	100K0352	
	0101102	FLYWHEEL (DUAL CLUTCH)	100K0352	
	01012	STARTER SECTION PARTS	100K0352	
	01013	NOZZLE HOLDER	100K0352	
	01014	NOZZLE HOLDER SECTION PARTS	100K0352	
	01015	FUEL CAMSHAFT	100K0352	
	01016	INJECTION PUMP SECTION PARTS	100K0352	
	01017	GOVERNOR	100K0352	
	01018	SPEED CONTROL PLATE	100K0352	
	01019	ENGINE STOP LEVER	100K0352	
	01020	DYNAMO	100K0352	
	01021	DYNAMO SECTION PARTS	100K0352	
	01022	RADIATOR	100K0352	
	01023	WATER PIPE	100K0352	
	01024	WATER PUMP	100K0352	
	0102501	CLUTCH (SINGLE CLUTCH)	100K0352	
	0102502	CLUTCH (DUAL CLUTCH)	100K0352	
	01026	OIL HYDRAULIC PUMP	100K0352	
	01027	OIL HYDRAULIC PUMP SECTION PARTS	100K0352	
	BODY	01028	BUMPER	100K0352
		01029	BATTERY SUPPORT	100K0352
		01030	SAFETY COVER	100K0352
		01031	MID CASE	100K0352
		01032	CLUTCH ROD	100K0352
		01033	STEERING WHEEL	100K0352
		01034	HAND ACCELERATOR	100K0352
		01035	HOOD	100K0352
		01036	MAIN SHIFT LEVER	100K0352
		01037	GEAR DRIVE SYSTEM	100K0352
		01038	COUNTER SHAFT	100K0352
		01039	CONDUCT SHAFT	100K0352
		01040	REVERSE SHAFT	100K0352
		01041	SPIRAL BEVEL PINION	100K0352
		01042	POWER TAKE-OFF SHAFT	100K0352
		01043	SPEED CHANGE SYSTEM 1	100K0352
		01044	SPEED CHANGE SYSTEM 2	100K0352
01045		PTO SHIFT LEVER	100K0352	
01046		DIFFERENTIAL LOCK PEDAL	100K0352	
01047		REAR AXLE	100K0352	
01048		TRANSMISSION CASE	100K0352	
01049		BRAKE PEDAL	100K0352	
01050		STEP	100K0352	
01051		PANEL 1	100K0352	
01052		PANEL 2	100K0352	
01053		HEAD LAMP	100K0352	
01054		WIRING DIAGRAM	100K0352	
01055		FUEL TANK	100K0352	
01056		FUEL FILTER	100K0352	
01057		OIL HYDRAULIC SYSTEM 1	100K0352	
01058		OIL HYDRAULIC SYSTEM 2	100K0352	

Item	Part No.	Description	Book	
BODY	01059	OIL HYDRAULIC CYLINDER	100K0352	
	01060	OIL HYDRAULIC CYLINDER COVER	100K0352	
	01061	LIFT ARM	100K0352	
	01062	OIL HYDRAULIC PIPING	100K0352	
	01065	DIFFERENTIAL SYSTEM	100K0352	
	01066	DIFF BEARING CASE	100K0352	
THREE-POINT LINK	01067	3-POINT LINK 1	100K0352	
	01068	3-POINT LINK 2	100K0352	
FRONT AXLE AND WHEEL	01072	FRONT WHEEL (5.00-15) [2WD]	100K0352	
	01073	FRONT WHEEL (23X8.50-12) [L235(2WD)/L275(4WD)]	100K0352	
	01074	FRONT WHEEL (7-16) [4WD]	100K0352	
	01075	FRONT WHEEL (27X8.50-15) [4WD]	100K0352	
REAR WHEEL	01077	REAR WHEEL (13.6-16)	100K0352	
	01078	REAR WHEEL (11.2-24)	100K0352	
FRONT AXLE AND WHEEL	01083	FRONT WHEEL HUB [2WD]	100K0352	
	01084	STEERING LINKAGE [2WD]	100K0352	
	01085	FRONT AXLE [2WD]	100K0352	
	01086	MISSION COVER [2WD]	100K0352	
	01087	DIFFERENTIAL CASE [4WD]	100K0352	
	01088	BEVEL GEAR CASE [4WD]	100K0352	
	01089	AXLE CASE [4WD]	100K0352	
	01090	KNUCKLE ARM [4WD]	100K0352	
	01091	DRIVE CASE [4WD]	100K0352	
	01092	FRONT AXLE BRACKET [4WD]	100K0352	
	01096	FRONT AXLE SUPPORT [4WD]	100K0352	
	01097	STEERING LINKAGE [4WD]	100K0352	
	01098	PROPELLER SHAFT [4WD]	100K0352	
POSITION AND DRAFT CONTROL	01099	POSITION CONTROL	100K0352	
	01100	DRAFT CONTROL	100K0352	
	01101	DRAFT CONTROL VALVE SECTION PARTS	100K0352	
MANUAL STEERING	01102	TOP LINK HOLDER	100K0352	
	01109	STEERING [2WD]	100K0352	
	01110	STEERING SECTION PARTS [2WD]	100K0352	
	01111	RELIEF VALVE [2WD]	100K0352	
	01112	STEERING [4WD]	100K0352	
	01113	STEERING SECTION PARTS [4WD]	100K0352	
INTEGRAL POWER STEERING	01114	RELIEF VALVE [4WD]	100K0352	
	01115	POWER STEERING [4WD]	100K0352	
	01116	FLOW PRIORITY VALVE [4WD]	100K0352	
	01118	DRAG LINK [2WD]	100K0352	
	01119	DRAG LINK [4WD]	100K0352	
CLUTCH	01120	CLUTCH HOUSING	100K0352	
	01121	MAIN SHAFT	100K0352	
	01122	SPEED CHANGE SYSTEM	100K0352	
	01123	CLUTCH HOUSING	100K0352	
	01124	GEAR CASE	100K0352	
	01125	PTO COUNTER SHAFT	100K0352	
	01127	PTO GEAR CASE	100K0352	
	01128	PTO SHIFT FORK	100K0352	
	HITCH AND SWING DRAWBAR RESTRICT AND SEAT	01130	SWING DRAWBAR	100K0352
		01131	MAIN SPEED CHANGE GUIDE	100K0352
		01132	SEAT	100K0352
LAMP AND S.M.V. EMBLEM	01133	TAIL LAMP	100K0352	
	01134	HAZARD LAMP	100K0352	
	01135	S.M.V. EMBLEM BRACKET	100K0352	
FENDER	01136	FENDER	100K0352	
	01137	BALUSTRADE	100K0352	
AIR CLEANER AND MUFFLER	01139	AIR CLEANER	100K0352	
	01140	UPPER MUFFLER [4WD]	100K0352	
	01141	UNDER MUFFLER	100K0352	

Item	Part No.	Description	Book
LABEL	01142	LABEL	100K0352
INTEGRAL POWER STEERING	01143	DIFFERENTIAL CASE [4WD (INTEGRAL POWER STEERING)]	100K0352
	01144	BEVEL GEAR CASE [4WD (INTEGRAL POWER STEERING)]	100K0352
	01145	AXLE CASE [4WD (INTEGRAL POWER STEERING)]	100K0352
	01146	KNUCKLE ARM [4WD (INTEGRAL POWER STEERING)]	100K0352
	01147	DRAG LINK [4WD (INTEGRAL POWER STEERING)]	100K0352
	01148	DRIVE CASE [4WD (INTEGRAL POWER STEERING)]	100K0352
	01149	FRONT AXLE BRACKET [4WD (INTEGRAL POWER STEERING)]	100K0352

# CRANKCASE



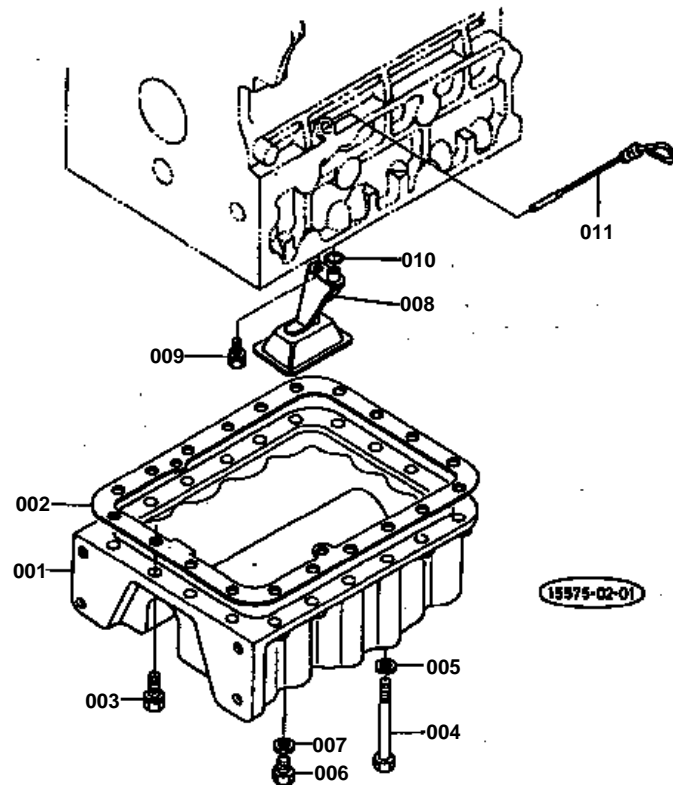


# CRANKCASE

↔ Interchangeable; ≠ not interchangeable; ← new for old; → old for new

REF.No	Part No.	Description	Q'ty	S.No.	I/C	REMARKS	Weight (kgf)	Weight (lb)
001	15585-01010	ASSY CRANKCASE	1				0	0
002	99999-99999	BLANK	0			ORDER BY REF.No.001	0	0
002	99999-99999	BLANK	1			ORDER BY REF.No.001	0	0
003	15521-96020	PLUG	5				0.003	0.0066
004	34150-27580	PLUG	1				0.001	0.0022
005	15521-96030	PLUG	2				0.007	0.0154
006	32210-27580	PLUG	8				0.001	0.0022
007	06311-75015	PLUG EXPANSION	3				0.002	0.0044
008	06311-75045	PLUG EXPANSION	1				0.026	0.0572
009	15221-03380	CAP SEALING	5				0.017	0.0374
010	15221-03390	CAP SEALING	2				0.03	0.066
011	05012-00408	PIN STRAIGHT	2				0.001	0.0022
012	05012-00609	PIN STRAIGHT	2				0.003	0.0066
013	05012-00612	PIN STRAIGHT	2				0.003	0.0066
014	05012-01018	PIN STRAIGHT	3				0.012	0.0264
015	15221-33650	PIN PIPE	1				0.004	0.0088
016	15201-02310	LINER CYLINDER	3				0.57	1.254
017	15221-33610	PLUG	1				0.009	0.0198
018	15021-33660	GASKET	1				0.001	0.0022
019	15221-33700	O RING	1				0.001	0.0022
020	15321-35010	ASSY PUMP OIL	1				0.525	1.155
021	15221-35150	GASKET OIL PUMP	1				0	0
022	01053-50648	BOLT	4				0.01	0.022
023	04512-50060	WASHER SPRING	4				0	0
024	15521-35660	GEAR OIL PUMP DRIVE	1				0	0
024	19202-35660	GEAR OIL PUMP DRIVE	1				0.23	0.506
025	05712-00410	KEY FEATHER	1				0.001	0.0022
026	15221-35680	NUT	1				0	0
027	15221-35670	WASHER	1				0.005	0.011
028	15521-39010	SWITCH OIL	1				0.048	0.1056
029	14412-73112	COCK DRAIN	1				0	0
030	15291-73160	JOINT DRAIN COCK	1				0.04	0.088

# OIL PAN





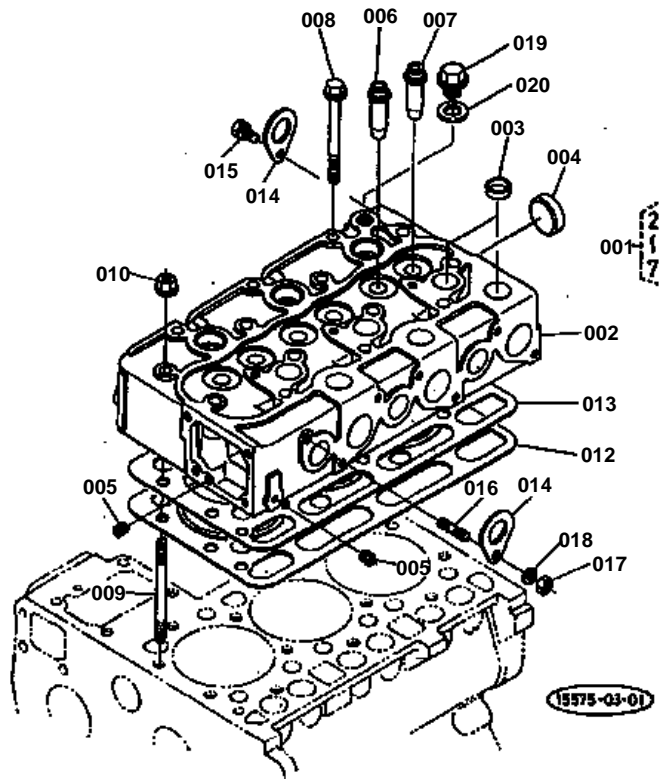


# OIL PAN

↔ Interchangeable; ≠ not interchangeable; ← new for old; → old for new

REF.No	Part No.	Description	Q'ty	S.No.	I/C	REMARKS	Weight (kgf)	Weight (lb)
001	15301-01610	OIL PAN	1				11.4	25.08
002	15301-01620	GASKET OIL PAN	1				0	0
003	01133-51035	BOLT	16				0.03	0.066
004	15411-91010	BOLT	4				0	0
005	04512-50100	WASHER SPRING	4				0	0
006	15221-33750	PLUG	2				0.032	0.0704
007	15109-33660	GASKET	2				0.001	0.0022
008	15301-32110	FILTER OIL	1				0.23	0.506
009	01123-50814	BOLT	1				0	0
010	04811-00140	O RING	1				0.001	0.0022
011	19222-36410	GAUGE OIL	1				0.04	0.088

# CYLINDER HEAD



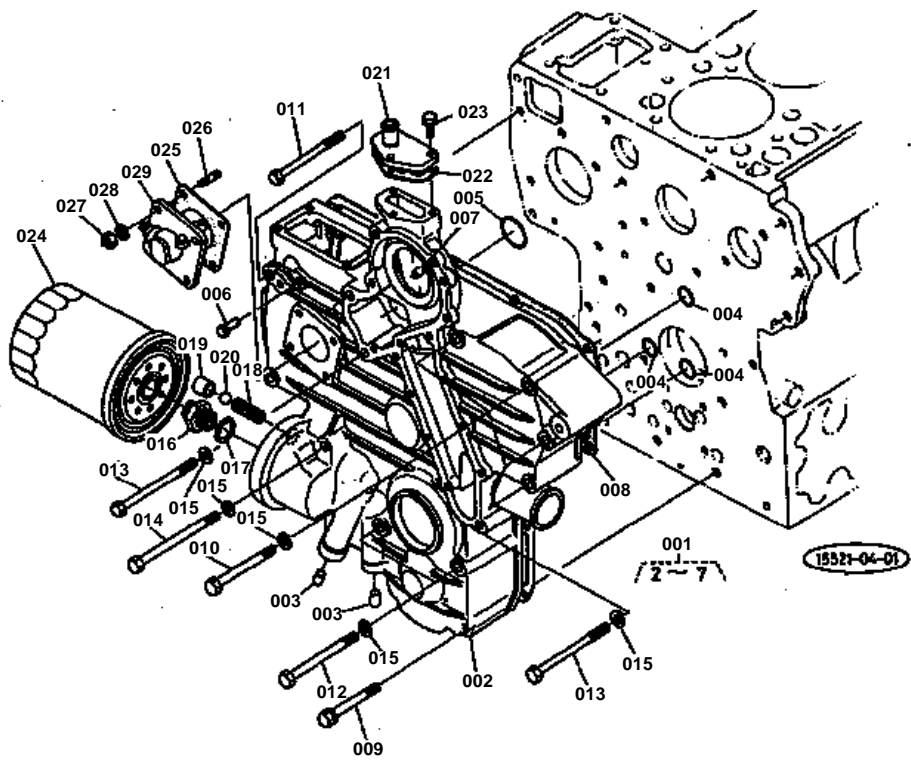


# CYLINDER HEAD

↔ Interchangeable; ≠ not interchangeable; ← new for old; → old for new

REF.No	Part No.	Description	Q'ty	S.No.	I/C	REMARKS	Weight (kgf)	Weight (lb)
001	15511-03040	ASSY CYLINDER HEAD	1				0	0
002	99999-99999	BLANK	0			ORDER BY REF.No.001	0	0
002	99999-99999	BLANK	1			ORDER BY REF.No.001	0	0
003	15221-03370	CAP SEALING	9				0.01	0.022
004	15221-03490	CAP SEALING	1				0.02	0.044
005	15261-96010	PLUG	2				0.002	0.0044
006	15221-13580	GUIDE VALVE	3				0	0
007	15601-13560	GUIDE EXHAUST VALVE	3				0	0
008	19202-03450	BOLT HEAD	12				0.065	0.143
009	19202-03410	STUD HEAD	2				0.065	0.143
010	19202-03510	NUT HEAD	2				0.012	0.0264
011	99999-99999	BLANK	0				0	0
012	15301-03310	GASKET HEAD	1				0	0
013	15301-03320	SHIM HEAD GASKET	1				0.06	0.132
014	15221-01750	HOOK ENGINE	2				0.04	0.088
015	01123-50816	BOLT	1				0.011	0.0242
016	15521-91490	STUD	1				0	0
017	02156-50080	NUT	1				0.004	0.0088
018	04512-50080	WASHER SPRING	1				0	0
019	15000-36080	PLUG	1				0.03	0.066
020	04717-01600	WASHER SEAL	1				0.003	0.0066

# GEAR CASE



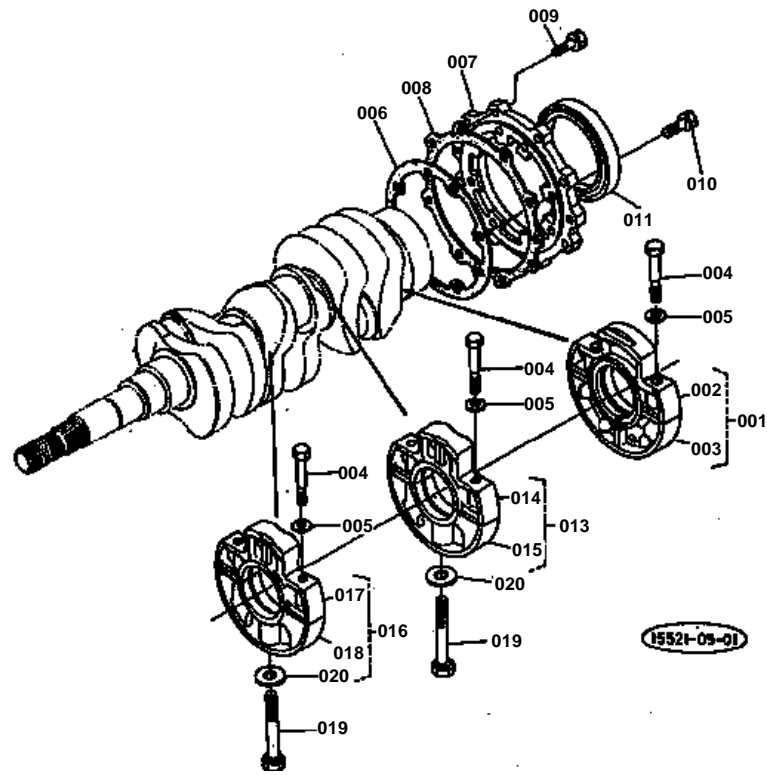


# GEAR CASE

↔ Interchangeable; ≠ not interchangeable; ← new for old; → old for new

REF.No	Part No.	Description	Q'ty	S.No.	I/C	REMARKS	Weight (kgf)	Weight (lb)
001	15521-04020	ASSY CASE GEAR	1				0	0
002	99999-99999	BLANK	1			ORDER BY REF.No.001	0	0
003	15521-33630	PLUG PIN	2				0.003	0.0066
004	04811-00150	O RING	3				0.001	0.0022
005	04811-00360	O RING	1				0.002	0.0044
006	15221-56280	PIN START SPRING	1				0.006	0.0132
007	05012-00612	PIN STRAIGHT	2				0.003	0.0066
008	15521-04130	GASKET GEAR CASE	1				0	0
009	01123-50860	BOLT	2				0.026	0.0572
010	01153-50870	BOLT	5				0.026	0.0572
011	15521-91010	BOLT	1				0	0
012	01153-50880	BOLT	2				0.03	0.066
013	15521-91020	BOLT	3				0.035	0.077
014	01153-50895	BOLT	2				0.035	0.077
015	04512-50080	WASHER PLAIN	13				0	0
016	15521-32290	JOINT PIPE	1				0.05	0.11
017	04011-50180	WASHER PLAIN	1				0.012	0.0264
018	15241-36950	SPRING	1				0.004	0.0088
019	15521-36930	SEAT VALVE	1				0.015	0.033
020	07715-03213	BALL	1				0.004	0.0088
021	15521-73320	FLANGE WATER RETURN	1				0.04	0.088
022	15521-73330	GASKET WATER RETURN	1				0	0
023	01023-50620	BOLT	3				0.006	0.0132
024	15521-32430	CARTRIDGE OIL FILTER	1				0	0
025	15221-88130	GASKET HOUR METER	1				0	0
026	15221-88210	STUD	4				0.005	0.011
027	02056-50060	NUT	4				0.002	0.0044
028	04512-50060	WASHER SPRING	4				0	0
029	38240-34660	ASSY GEAR CASE HOUR	1				0.335	0.737

MAIN BEARING CASE

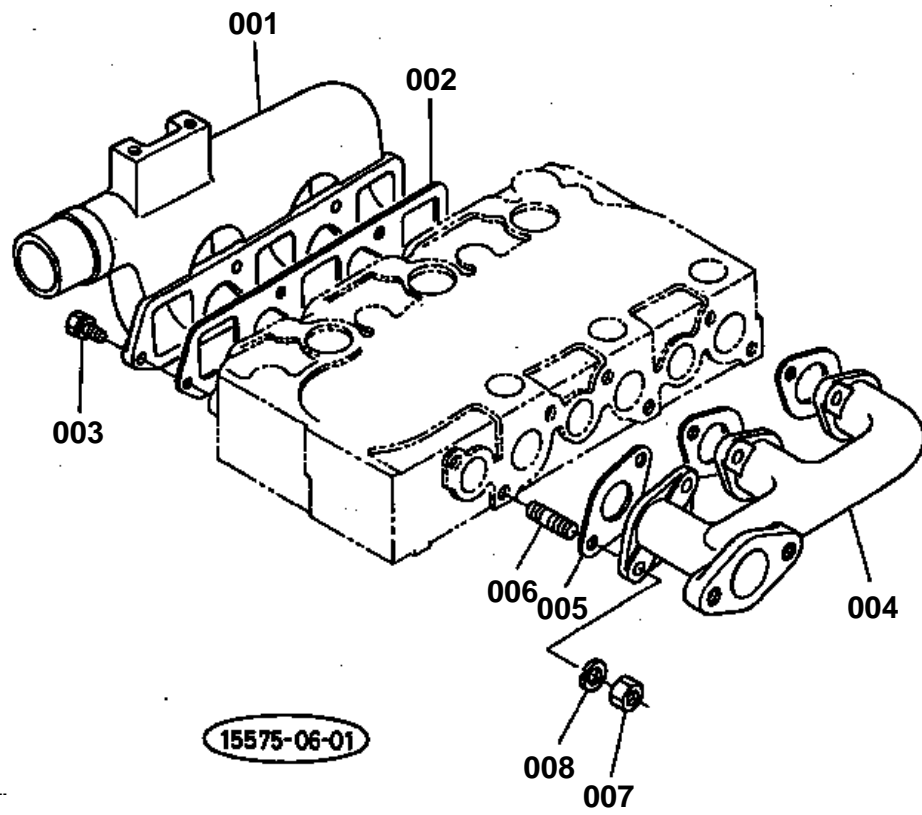


**MAIN BEARING CASE**

↔ Interchangeable; ≠ not interchangeable; ← new for old; → old for new

REF.No	Part No.	Description	Q'ty	S.No.	I/C	REMARKS	Weight (kgf)	Weight (lb)
001	15521-04040	ASSY CASE MAIN BEARI	1				0	0
002	99999-99999	BLANK	1			ORDER BY REF.No.001	0	0
003	99999-99999	BLANK	1			ORDER BY REF.No.001	0	0
004	15521-04540	BOLT BEARING CASE	6				0	0
005	15521-94010	WASHER PLAIN	6				0.001	0.0022
006	15221-04360	GASKET	1				0	0
007	15221-04810	COVER BEARING	1	←=2259			0.3	0.66
007	19202-04810	COVER BEARING	1	→=2260			0.36	0.792
008	15221-04820	GASKET	1				0	0
009	01123-50825	BOLT	8				0.013	0.0286
010	01123-50828	BOLT	8				0.014	0.0308
011	15221-04460	SEAL OIL	1	←=2259			0.06	0.132
011	19202-04460	SEAL OIL	1	→=2260			0.055	0.121
012	99999-99999	BLANK	0				0	0
013	15521-04050	ASSY CASE MAIN BEARI	1				0	0
014	99999-99999	BLANK	1			ORDER BY REF.No.013	0	0
015	99999-99999	BLANK	1			ORDER BY REF.No.013	0	0
016	15521-04060	ASSY CASE MAIN BEARI	1				0	0
017	99999-99999	BLANK	1			ORDER BY REF.No.016	0	0
018	99999-99999	BLANK	1			ORDER BY REF.No.016	0	0
019	15291-04560	BOLT 2	2				0.06	0.132
020	15521-94020	WASHER PLAIN	2				0.004	0.0088

INLET AND EXHAUST MANIFOLD



15575-06-01



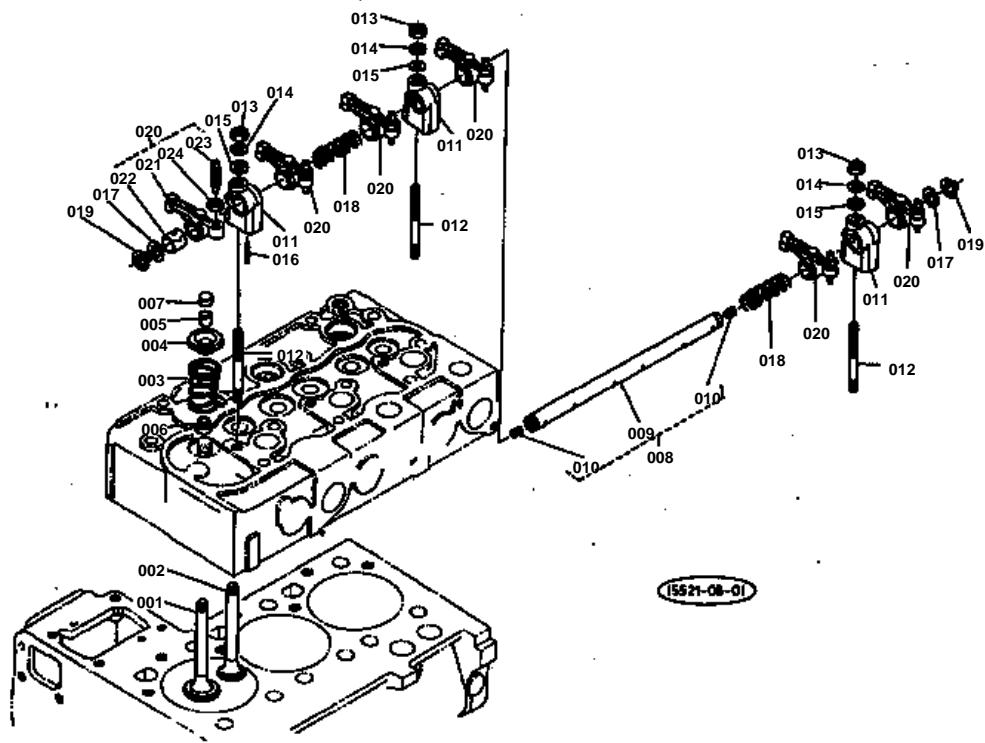


# INLET AND EXHAUST MANIFOLD

↔ Interchangeable; ≠ not interchangeable; ← new for old; → old for new

REF.No	Part No.	Description	Q'ty	S.No.	I/C	REMARKS	Weight (kgf)	Weight (lb)
001	15521-11760	MANIFOLD INLET	1				0.79	1.738
002	15521-11820	GASKET INLET MANIFOL	1				0	0
003	01123-50822	BOLT	5				0.012	0.0264
004	15321-12310	MANIFOLD EXHAUST	1				1.46	3.212
005	15521-12350	GASKET EXHAUST MANIF	3				0	0
006	15221-91530	STUD	6				0.011	0.0242
007	02156-50080	NUT	6				0.004	0.0088
008	04512-50080	WASHER SPRING	6				0	0

# VALVE AND ROCKER ARM

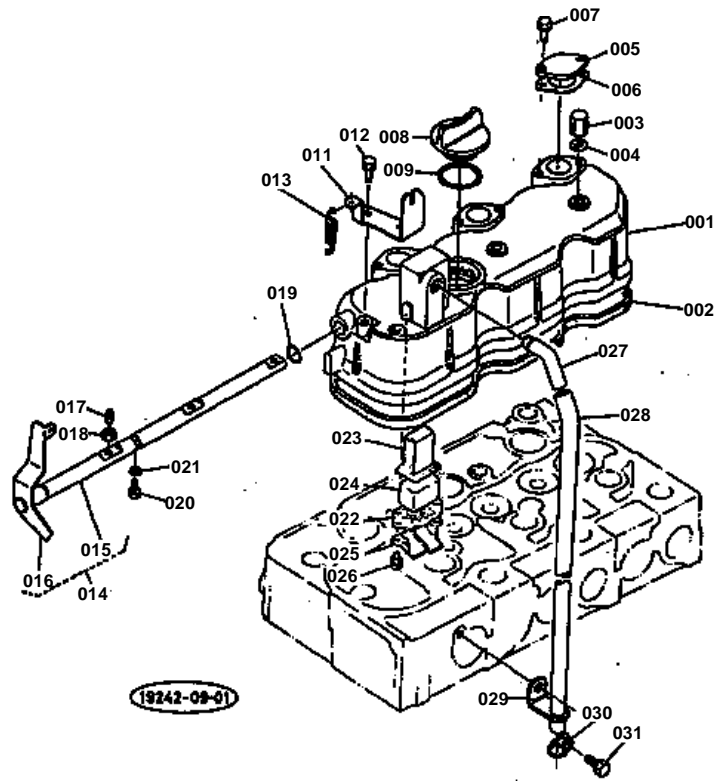


**VALVE AND ROCKER ARM**

↔ Interchangeable; ≠ not interchangeable; ← new for old; → old for new

REF.No	Part No.	Description	Q'ty	S.No.	I/C	REMARKS	Weight (kgf)	Weight (lb)
001	15221-13110	VALVE INLET	3				0.062	0.1364
002	15221-13120	VALVE EXHAUST	3				0.054	0.1188
003	15221-13240	SPRING VALVE	6				0.036	0.0792
004	15221-13330	RETAINER VALVE SPRIN	6				0.03	0.066
005	15221-13360	COLLET VALVE SPRING	12				0	0
006	15221-13150	SEAL VALVE STEM	6				0.001	0.0022
007	15221-13280	CAP VALVE	6				0.006	0.0132
008	15321-14050	ASSY SHAFT ROCKER AR	1				0.25	0.55
009	99999-99999	BLANK	1			ORDER BY REF.No.008	0	0
010	03410-50808	SCREW SET	2				0	0
011	15221-14350	BRACKET ROCKER ARM	3				0.044	0.0968
012	15521-91500	STUD	3				0.035	0.077
013	02156-50080	NUT	3				0.004	0.0088
014	04512-50080	WASHER SPRING	3				0	0
015	04012-50080	WASHER PLAIN	3				0.001	0.0022
016	15221-14420	SCREW SET	1				0.003	0.0066
017	15221-14430	WASHER	2				0.002	0.0044
018	15221-14310	SPRING ROCKER ARM	2				0.005	0.011
019	04612-00140	CIR-CLIP EXTERNAL	2				0.001	0.0022
020	15601-14030	ASSY ROCKER ARM	6				0	0
021	99999-99999	BLANK	6			ORDER BY REF.No.020	0	0
022	15221-14180	BUSH ROCKER ARM	6				0.007	0.0154
023	15521-14230	SCREW ADJUSTING	6				0.009	0.0198
024	15021-14240	NUT	6				0.003	0.0066

# HEAD COVER

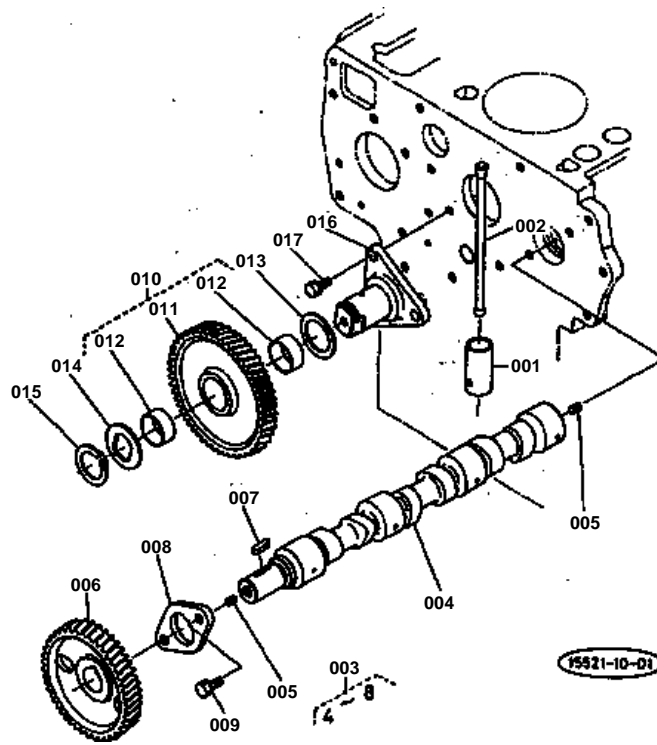


**HEAD COVER**

↔ Interchangeable; ≠ not interchangeable; ← new for old; → old for new

REF.No	Part No.	Description	Q'ty	S.No.	I/C	REMARKS	Weight (kgf)	Weight (lb)
001	15521-14510	COVER CYLINDER HEAD	1				1.22	2.684
002	15521-14520	GASKET HEAD COVER	1				0.035	0.077
003	15451-92330	NUT CAP	3				0.015	0.033
004	15021-33660	GASKET	3				0.001	0.0022
005	15221-66630	COVER DECOMP.HOLE	3				0.035	0.077
006	15221-66640	GASKET COVER	3				0	0
007	01023-50614	BOLT	6				0.005	0.011
008	15221-33140	PLUG OIL FILLER	1				0.038	0.0836
009	04811-50300	O RING	1				0.001	0.0022
010	99999-99999	BLANK	0				0	0
011	15221-66190	HOLDER DECOMP.WIRE	1				0.055	0.121
012	01023-50614	BOLT	2				0.005	0.011
013	15221-66280	SPRING DECOMPRESS	1				0.008	0.0176
014	15521-66040	ASSY SHAFT DECOMPRES	1				0.385	0.847
015	99999-99999	BLANK	1			ORDER BY REF.No.014	0	0
016	99999-99999	BLANK	1			ORDER BY REF.No.014	0	0
017	15221-66350	BOLT DECOMPRESS	3				0.005	0.011
018	15221-66360	NUT DECOMPRESS	3				0.003	0.0066
019	04811-06100	O RING	1				0.001	0.0022
020	15221-66410	BOLT	1				0.005	0.011
021	04512-50060	WASHER SPRING	1				0	0
022	15521-05140	PLATE BREATHER ELEME	1				0.005	0.011
023	15521-05150	PLATE BREATHER ELEME	1				0.01	0.022
024	15521-05670	ELEMENT BREATHER	1				0.01	0.022
025	15521-05370	OIL SEIELD BREATHER	1				0.005	0.011
026	15521-93310	SCREW	2				0	0
027	15521-05550	JOINT BREATHER PIPE	1				0.04	0.088
028	15521-05510	PIPE BREATHER	1				0.075	0.165
029	15401-05580	CLAMP PIPE	1				0.02	0.044
030	15341-05590	CLAMP PIPE	1				0.003	0.0066
031	01173-51220	BOLT	1				0.03	0.066

# CAMSHAFT

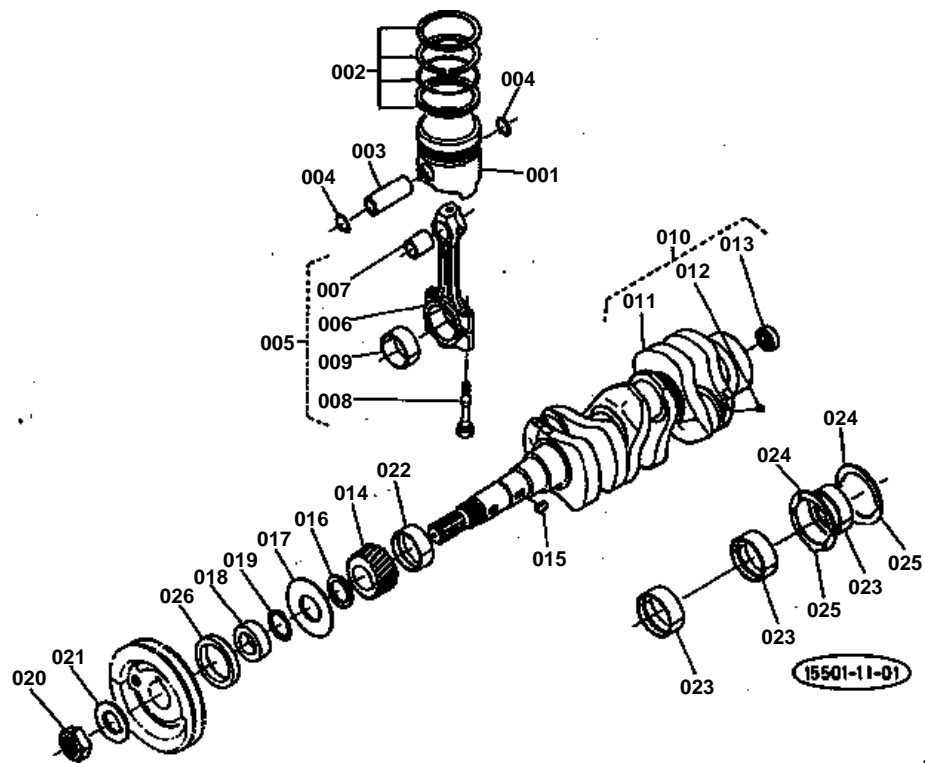


**CAMSHAFT**

↔ Interchangeable; ≠ not interchangeable; ← new for old; → old for new

REF.No	Part No.	Description	Q'ty	S.No.	I/C	REMARKS	Weight (kgf)	Weight (lb)
001	15221-15550	TAPPET	6				0	0
002	15221-15110	ROD PUSH	6				0.05	0.11
003	15521-16010	ASSY CAMSHAFT	1				3.6	7.92
004	99999-99999	BLANK	1			ORDER BY REF.No.003	0	0
005	15521-93610	SCREW SET	2				0.002	0.0044
006	15521-16510	GEAR CAMSHAFT	1				0.85	1.87
007	05712-00720	KEY FEATHER	1				0.008	0.0176
008	15221-16270	STOPPER CAMSHAFT	1				0.073	0.1606
009	01123-50818	BOLT	2				0.012	0.0264
010	15221-24010	ASSY GEAR IDLE	1				0.5	1.1
011	99999-99999	BLANK	1			ORDER BY REF.No.010	0	0
012	15221-24980	BUSH IDLE GEAR	2				0.02	0.044
013	15521-24360	COLLAR 1	1				0.015	0.033
014	15521-24370	COLLAR 2	1				0.015	0.033
015	15221-24320	CIR-CLIP EXTERNAL	1				0.01	0.022
016	15221-24250	SHAFT IDLE GEAR	1				0.48	1.056
017	01123-50818	BOLT	3				0.012	0.0264

PISTON AND CRANKSHAFT





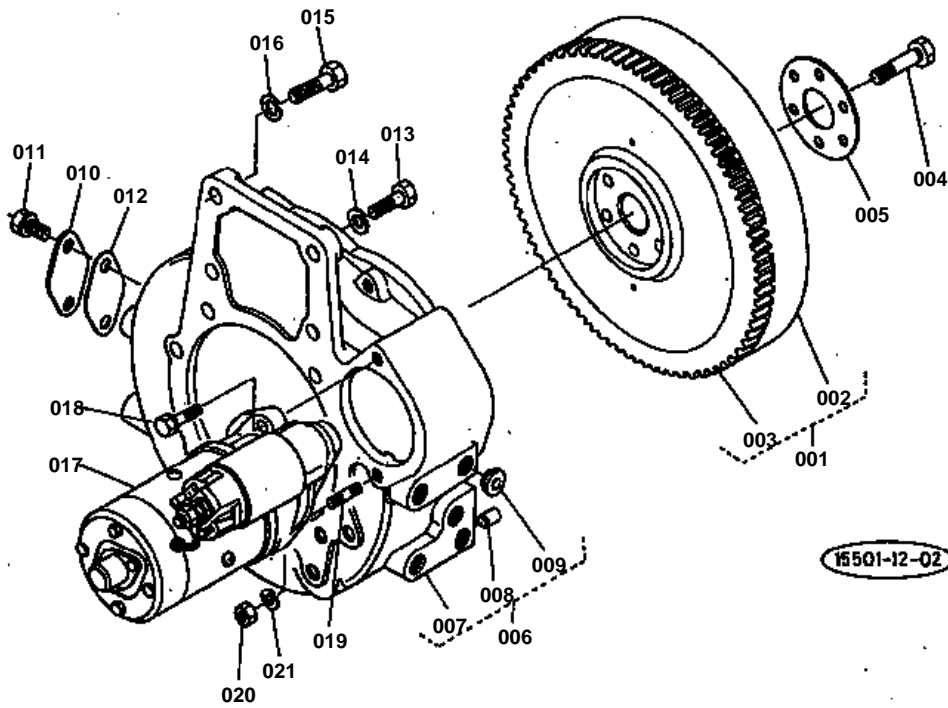


PISTON AND CRANKSHAFT

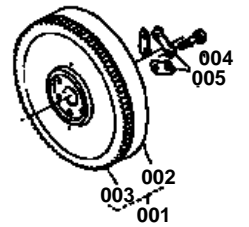
↔ Interchangeable; ≠ not interchangeable; ← new for old; → old for new

REF.No	Part No.	Description	Q'ty	S.No.	I/C	REMARKS	Weight (kgf)	Weight (lb)
001	15201-21110	PISTON	3			STD	0.54	1.188
001	15201-21910	PISTON	3			+0.5	0.545	1.199
002	15201-21050	ASSY PISTON RING	3			STD	0	0
002	15201-21090	ASSY PISTON RING	3			+0.5	0	0
003	15521-21310	PIN PISTON	3				0.156	0.3432
004	15221-21330	CIR-CLIP PISTON PIN	6				0.002	0.0044
005	15521-22010	ASSY ROD CONNECTING	3				0	0
006	99999-99999	BLANK	3			ORDER BY REF.No.005	0	0
007	15221-21980	BUSH PISTON PIN	3				0	0
008	15521-22140	BOLT CONNECTING ROD	6				0	0
009	15221-22310	METAL CRANK PIN	6			STD	0	0
009	15221-22970	METAL CRANK PIN	6			-0.2	0.04	0.088
009	15221-22980	METAL CRANK PIN	6			-0.4	0.04	0.088
010	15501-23010	ASSY CRANKSHAFT	1	<=2259			13.42	29.524
010	15568-23010	ASSY CRANKSHAFT	1	>=2260			13.04	28.688
011	99999-99999	BLANK	1			ORDER BY REF.No.010	0	0
012	15221-33630	PLUG PIN	3				0.001	0.0022
013	08121-06002	BEARING BALL	1				0.03	0.066
014	15521-24110	GEAR CRANKSHAFT	1				0.34	0.748
015	05712-00720	KEY FEATHER	1				0.008	0.0176
016	15221-24130	COLLAR CRANK-GEAR	1				0.015	0.033
017	15221-23310	OIL SLINGER	1				0	0
018	15221-23250	COLLAR CRANKSHAFT	1	<=2259			0	0
018	19202-23250	COLLAR CRANKSHAFT	1	>=2260			0.065	0.143
019	04811-10300	O RING	1				0.001	0.0022
020	15221-23360	NUT CRANKSHAFT	1				0.11	0.242
021	15221-23380	WASHER CRANKSHAFT	1				0.02	0.044
022	15221-23470	METAL CRANKSHAFT 1	1			STD	0	0
022	15221-23910	METAL CRANKSHAFT 1	1			-0.2	0	0
022	15221-23920	METAL CRANKSHAFT 1	1			-0.4	0	0
023	15221-23480	METAL CRANKSHAFT 2	6			STD	0	0
023	15221-23930	METAL CRANKSHAFT 2	6			-0.2	0.055	0.121
023	15221-23940	METAL CRANKSHAFT 2	6			-0.4	0.056	0.1232
024	15521-23530	METAL SIDE 1	2			STD	0.01	0.022
024	15221-23950	METAL SIDE 1	2			+0.2	0	0
024	15221-23960	METAL SIDE 1	2			+0.4	0	0
025	15521-23540	METAL SIDE 2	2			STD	0	0
025	15221-23970	METAL SIDE 2	2			+0.2	0.009	0.0198
025	15221-23980	METAL SIDE 2	2			+0.4	0.009	0.0198
026	09550-00001	SEAL OIL	1				0.015	0.033

FLYWHEEL (SINGLE CLUTCH)



- REF. No. ① 15331-2501-0  
② 15331-2511-0  
③ 15321-0302-0  
④ 15321-2516-0  
⑤ 15321-2517-0



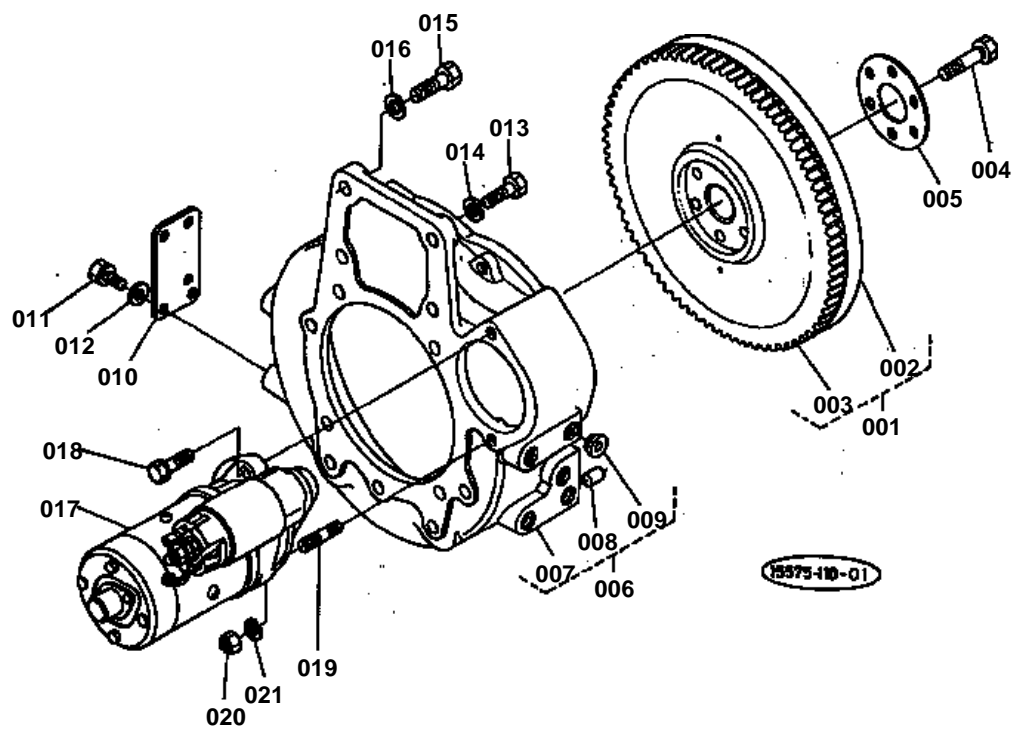


**FLYWHEEL (SINGLE CLUTCH)**

↔ Interchangeable; ≠ not interchangeable; ← new for old; → old for new

REF.No	Part No.	Description	Q'ty	S.No.	I/C	REMARKS	Weight (kgf)	Weight (lb)
001	15331-25010	ASSY FLYWHEEL	1	>=10001			0	0
001	15521-25010	ASSY FLYWHEEL	1	>=10001			0	0
002	99999-99999	BLANK	1			ORDER BY REF.No.001	0	0
003	15221-63820	GEAR RING	1	<=10353		(2WD)	1.2	2.64
003	15221-63823	GEAR RING	1	>=10354		(2WD)	0	0
003	15221-63820	GEAR RING	1	<=10507		(4WD)	1.2	2.64
003	15221-63823	GEAR RING	1	>=10507		(4WD)	0	0
004	15321-25160	BOLT FLYWHEEL	6	<=10353		(2WD)	0.05	0.11
004	15521-25160	BOLT FLYWHEEL	6	>=10354		(2WD)	0.06	0.132
004	15321-25160	BOLT FLYWHEEL	6	<=10506		(4WD)	0.05	0.11
004	15521-25160	BOLT FLYWHEEL	6	>=10507		(4WD)	0.06	0.132
005	15321-25170	WASHER FLYWHEEL	3	<=10353		(2WD)	0.01	0.022
005	15521-25170	WASHER FLYWHEEL	3	>=10354		(2WD)	0.06	0.132
005	15321-25170	WASHER FLYWHEEL	3	<=10506		(4WD)	0.01	0.022
005	15521-25170	WASHER FLYWHEEL	3	>=10507		(4WD)	0.06	0.132
006	15521-04600	ASSY HOUSING FLYWHEEL	1				5	11
007	99999-99999	BLANK	1			ORDER BY REF.No.006	0	0
008	05012-01025	PIN STRAIGHT	2				0.016	0.0352
009	31220-14290	PLUG	10				0.002	0.0044
010	15521-04680	COVER	1				0.035	0.077
011	01123-50816	BOLT	2				0.011	0.0242
012	15521-04790	GASKET	1				0.005	0.011
013	01073-51030	BOLT	11				0.028	0.0616
014	04512-50100	WASHER SPRING	11				0	0
015	01073-51240	BOLT	2				0.049	0.1078
016	04512-50120	WASHER SPRING	2				0	0
017	15321-63010	ASSY STARTER	1				0	0
018	01133-51030	BOLT	1				0.025	0.055
019	01517-51028	STUD	1				0.022	0.0484
020	02176-50100	NUT	1				0.005	0.011
021	04512-50100	WASHER SPRING	1				0	0

FLYWHEEL (DUAL CLUTCH)

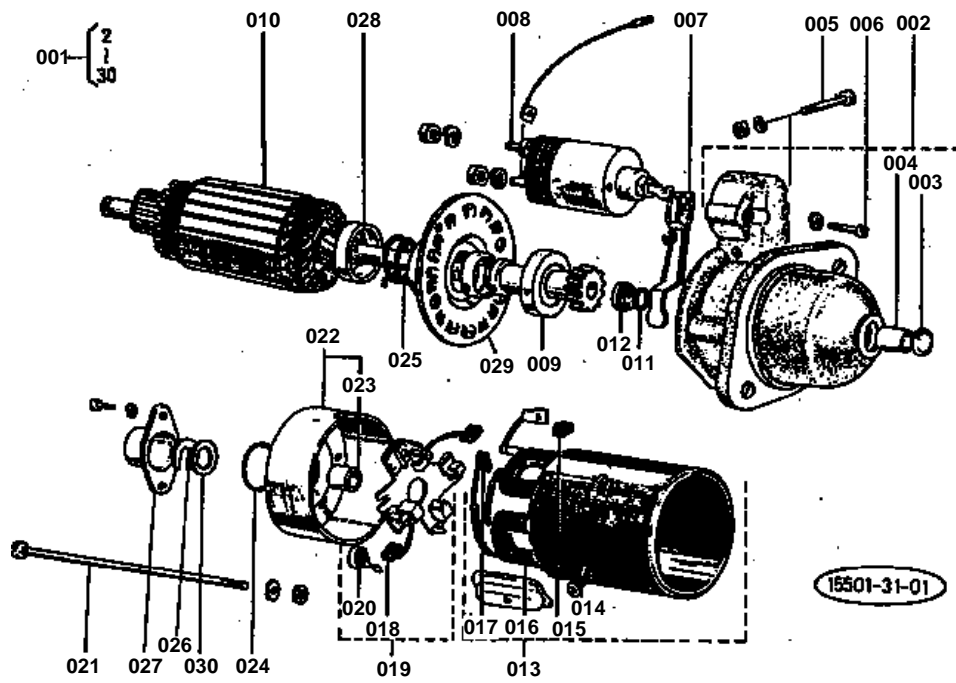


**FLYWHEEL (DUAL CLUTCH)**

↔ Interchangeable; ≠ not interchangeable; ← new for old; → old for new

REF.No	Part No.	Description	Q'ty	S.No.	I/C	REMARKS	Weight (kgf)	Weight (lb)
001	15525-25010	ASSY FLYWHEEL	1				0	0
002	99999-99999	BLANK	1			ORDER BY REF.No.001	0	0
003	15221-63820	GEAR RING	1				1.2	2.64
004	15471-25160	BOLT FLYWHEEL	6				0.05	0.11
005	15521-25170	WASHER FLYWHEEL	1				0.06	0.132
006	15577-04600	ASSY HOUSING FLYWHEEL	1				15.75	34.65
007	99999-99999	BLANK	1			ORDER BY REF.No.006	0	0
008	05012-01025	PIN STRAIGHT	2				0.016	0.0352
009	31220-14290	PLUG	5				0.002	0.0044
010	15577-14290	COVER	1				0.23	0.506
011	01170-51420	BOLT	5				0.04	0.088
012	04011-50140	WASHER PLAIN	5				0.007	0.0154
013	01073-51030	BOLT	11				0.028	0.0616
014	04512-50100	WASHER SPRING	11				0	0
015	01073-51240	BOLT	2				0.049	0.1078
016	04512-50120	WASHER SPRING	2				0	0
017	15321-63010	ASSY STARTER	1				0	0
018	01133-51030	BOLT	1				0.025	0.055
019	01517-51028	STUD	1				0.022	0.0484
020	02176-50100	NUT	1				0.005	0.011
021	04512-50100	WASHER SPRING	1				0	0

STARTER SECTION PARTS



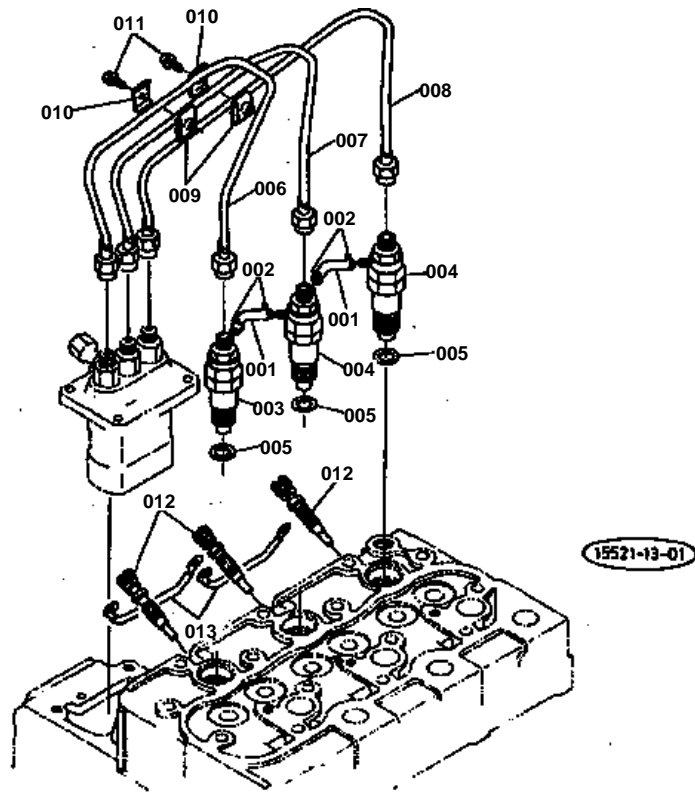


## STARTER SECTION PARTS

↔ Interchangeable; ≠ not interchangeable; ← new for old; → old for new

REF.No	Part No.	Description	Q'ty	S.No.	I/C	REMARKS	Weight (kgf)	Weight (lb)
001	15321-63010	ASSY STARTER	1				0	0
002	15321-63030	DRIVE END FRAME	1				1.47	3.234
003	15321-96160	PLUG BELCH	1				0.001	0.0022
004	17016-63250	BUSH	1				0.006	0.0132
005	15321-91370	BOLT SET	1				0	0
006	15221-91020	BOLT	2				0.01	0.022
007	15221-63050	LEVER DRIVE	1				0.044	0.0968
008	15321-63020	SWITCH MAGNET	1				0.65	1.43
009	15321-63040	CLUTCH	1				0.314	0.6908
010	15321-63070	ARMATURE	1				2.2	4.84
011	15221-94820	PIN SNAP	1				0.001	0.0022
012	15321-63230	COLLAR	1				0	0
013	15321-63082	YOKE	1				0	0
014	15221-91380	BOLT SET	2				0.008	0.0176
014	15321-91390	BOLT SET	2				0.009	0.0198
015	15321-96680	GASKET	1				0.004	0.0088
016	15321-63090	COIL FIELD	1				0.64	1.408
017	15321-63370	BRUSH	2				0.008	0.0176
018	15321-63360	BRUSH	2				0.008	0.0176
019	15321-63380	HOLDER BRUSH	1				0.103	0.2266
020	15221-63390	SPRING BRUSH	4				0.003	0.0066
021	15341-63320	BOLT THROUGH	2				0.035	0.077
022	15321-63200	END FRAME	1				0.28	0.616
023	15221-63250	BUSH	1				0.006	0.0132
023	15321-63970	BUSH	1				0.006	0.0132
023	15321-63980	BUSH	1				0.006	0.0132
024	15221-96670	GASKET	1				0.001	0.0022
025	15321-63490	SPRING RETURN	1				0.006	0.0132
026	15321-94030	WASHER	1				0.002	0.0044
027	15321-63510	CAP END FRAME	1				0.01	0.022
028	15321-63480	HOLDER SPRING	1				0.005	0.011
029	15341-63060	BEARING CENTER	1				0	0
030	15321-94010	WASHER PLAIN	1				0.001	0.0022

# NOZZLE HOLDER





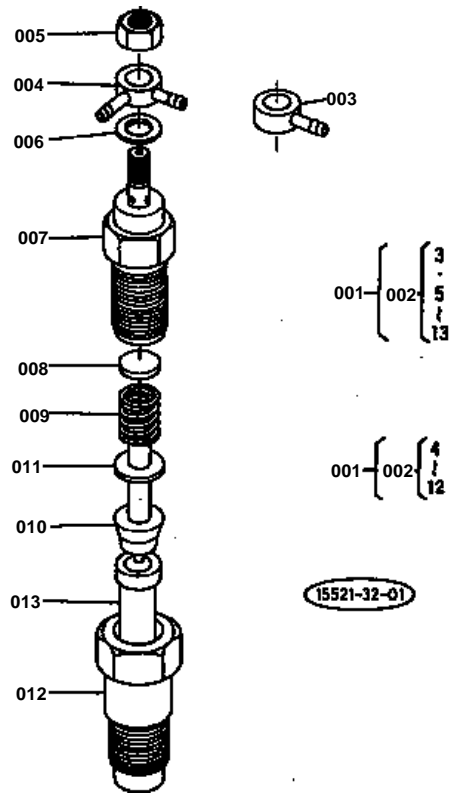


# NOZZLE HOLDER

↔ Interchangeable; ≠ not interchangeable; ← new for old; → old for new

REF.No	Part No.	Description	Q'ty	S.No.	I/C	REMARKS	Weight (kgf)	Weight (lb)
001	15221-42510	PIPE FUEL OVER FLOW	2				0.005	0.011
002	14971-42750	CLIP PIPE	4				0.001	0.0022
003	15271-53000	ASSY HOLDER NOZZLE 1	1				0.26	0.572
004	15271-53020	ASSY HOLDER NOZZLE 2	2				0.26	0.572
005	17011-53620	GASKET	3				0.003	0.0066
006	15221-53710	PIPE INJECTION	1				0	0
007	15221-53720	PIPE INJECTION	1				0	0
008	15321-53730	PIPE INJECTION	1				0	0
009	15121-53850	CLAMP PIPE	2				0	0
010	15121-53860	CLAMP PIPE	2				0	0
011	03024-50520	SCREW WITH WASHER	2				0.004	0.0088
012	15521-65510	GLOW PLUG	3				0.025	0.055
013	15401-65560	CORD GLOW PLUG	2				0.005	0.011

NOZZLE HOLDER SECTION PARTS



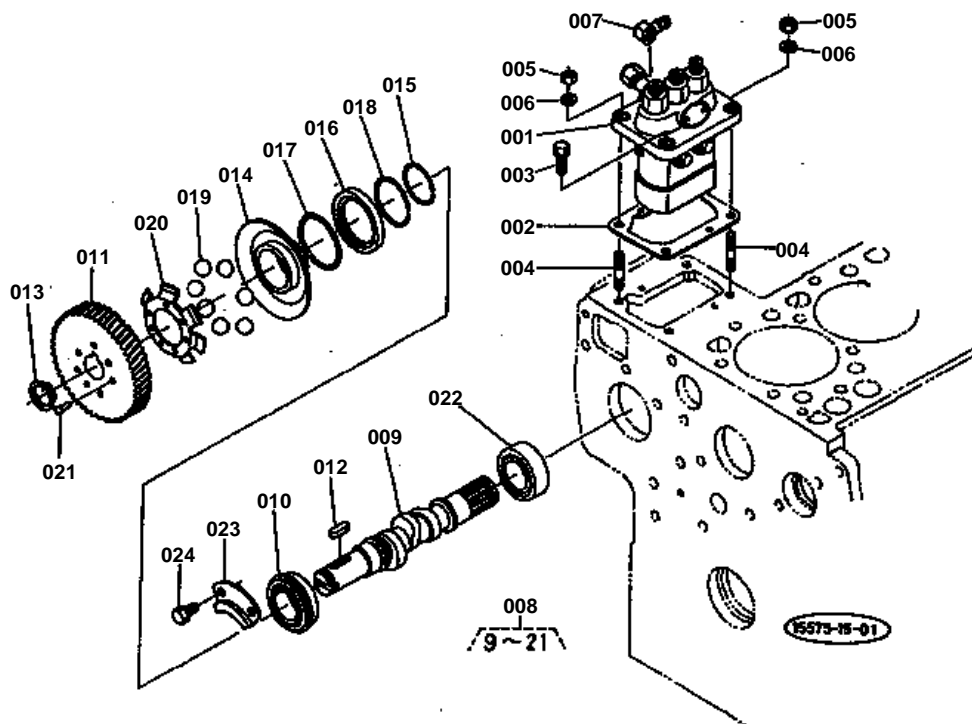


# NOZZLE HOLDER SECTION PARTS

↔ Interchangeable; ≠ not interchangeable; ← new for old; → old for new

REF.No	Part No.	Description	Q'ty	S.No.	I/C	REMARKS	Weight (kgf)	Weight (lb)
001	15271-53000	ASSY HOLDER NOZZLE 1	1				0.26	0.572
001	15271-53020	ASSY HOLDER NOZZLE 2	2				0.26	0.572
002	99999-99999	BLANK	1			ORDER BY REF.No.001	0	0
002	99999-99999	BLANK	2			ORDER BY REF.No.001	0	0
003	15221-95680	JOINT 1	1				0.021	0.0462
004	15221-95690	JOINT 2	2				0.022	0.0484
005	15221-92020	NUT	3				0.011	0.0242
006	15221-94020	WASHER PLAIN	3				0.002	0.0044
007	99999-99999	BLANK	3			ORDER BY REF.No.002	0	0
008	15221-53230	WASHER ADJUSTING	3				0.001	0.0022
009	15221-53170	SPRING NOZZLE	3				0.01	0.022
010	15221-53160	ROD PUSH	3				0.003	0.0066
011	15221-53350	PIECE DISTANCE	3				0.016	0.0352
012	15221-53280	NUT NOZZLE	3				0.068	0.1496
013	15021-53610	NOZZLE PIECE	3				0	0

# FUEL CAMSHAFT

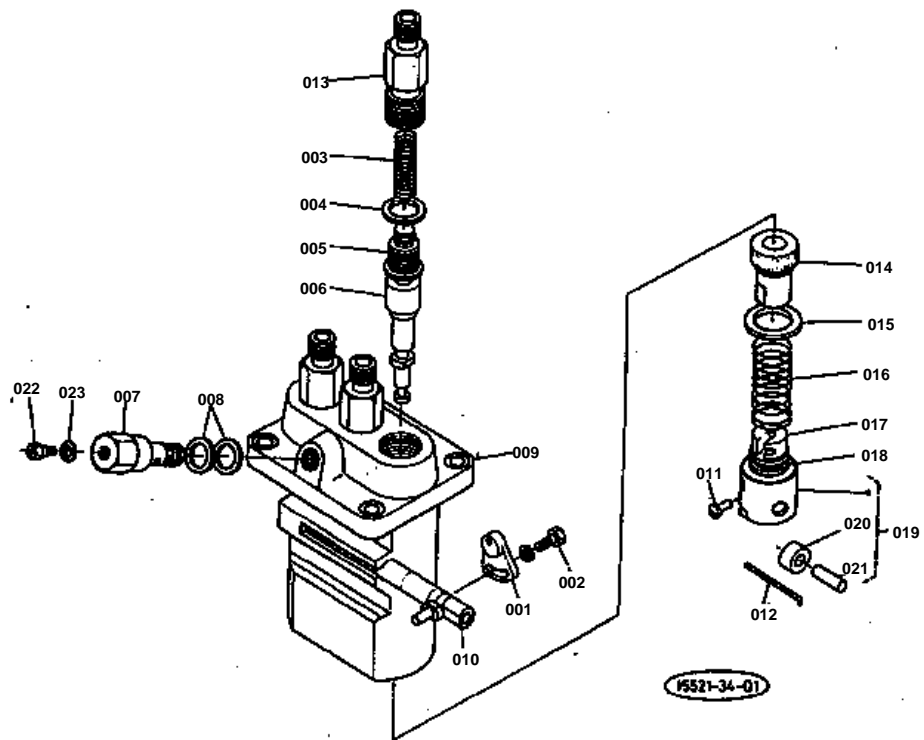


**FUEL CAMSHAFT**

↔ Interchangeable; ≠ not interchangeable; ← new for old; → old for new

REF.No	Part No.	Description	Q'ty	S.No.	I/C	REMARKS	Weight (kgf)	Weight (lb)
001	15321-51010	ASSY PUMP INJECTION	1				2	4.4
002	15321-52110	SHIM INJECTION PUMP	3				0	0
002	15521-52110	SHIM INJECTION PUMP	3				0.01	0.022
003	01123-50822	BOLT	2				0.012	0.0264
004	01513-50822	STUD	2				0.01	0.022
005	02156-50080	NUT	2				0.004	0.0088
006	04512-50080	WASHER SPRING	2				0	0
007	14111-42410	JOINT EYE	1				0.025	0.055
008	15521-16020	ASSY CAMSHAFT FUEL	1				2.23	4.906
009	15521-16170	CAMSHAFT FUEL	1				0.88	1.936
010	08153-06205	BEARING BALL	1				0.13	0.286
011	15401-51150	GEAR INJECTION PUMP	1				0.8	1.76
012	05712-00525	KEY FEATHER	1				0.005	0.011
013	04612-00240	CIR-CLIP EXTERNAL	1				0.002	0.0044
014	15221-55450	SLEEVE GOVERNOR	1				0.19	0.418
015	15221-55470	CIR-CLIP SLEEVE	1				0.003	0.0066
016	15221-55690	CASE GOVERNOR BALL	1				0	0
017	07715-03205	BALL	39				0.001	0.0022
018	15221-55740	CIR-CLIP BALL CASE	1				0.002	0.0044
019	07715-00805	BALL	7				0.016	0.0352
020	15521-55650	GUIDE GOVERNOR BALL	1				0.035	0.077
021	05611-10310	RIVET	7				0.001	0.0022
022	08103-06205	BEARING BALL	1				0.12	0.264
023	15221-16320	STOPPER FUEL CAMSHAF	1				0.02	0.044
024	01123-50814	BOLT	2				0	0

# INJECTION PUMP SECTION PARTS

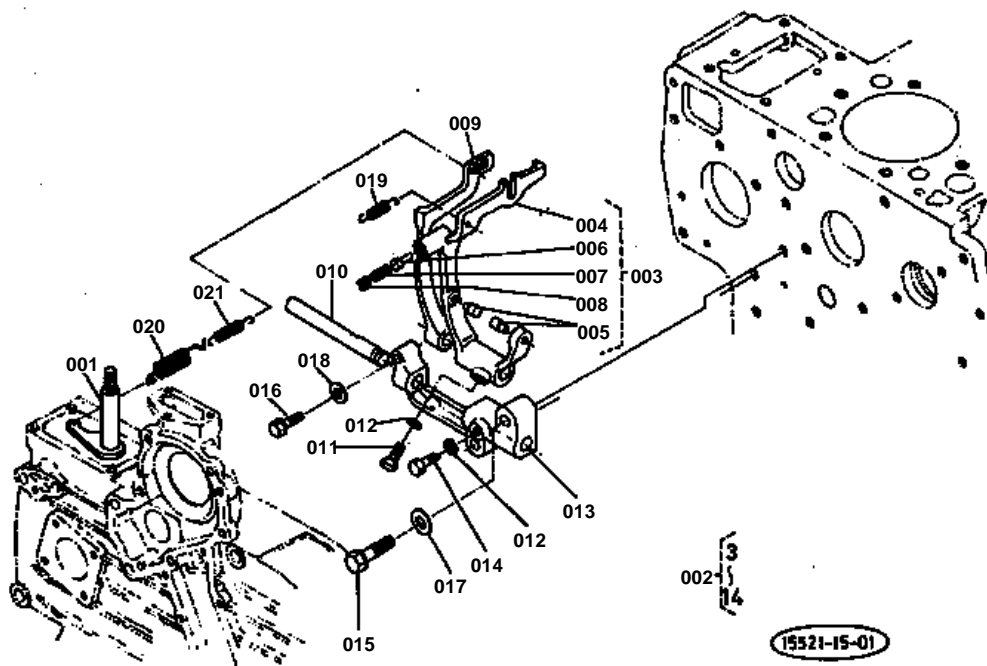




## INJECTION PUMP SECTION PARTS

↔ Interchangeable; ≠ not interchangeable; ← new for old; → old for new

REF.No	Part No.	Description	Q'ty	S.No.	I/C	REMARKS	Weight (kgf)	Weight (lb)
001	15221-51390	PLATE ADJUSTING	2				0	0
002	15221-91030	BOLT	2				0	0
003	15221-51230	SPRING DELIVERY VALV	3				0.002	0.0044
004	15221-51240	GASKET DELIVERY VALV	3				0.001	0.0022
005	15221-51030	VALVE DELIVERY	3				0.012	0.0264
006	15221-51050	ELEMENT PUMP	3				0.053	0.1166
007	15221-51320	SCREW	1				0.032	0.0704
008	15221-96650	GASKET	2				0.001	0.0022
009	99999-99999	BLANK	1			ORDER BY REF.No.001 ON FIG.No.015	0	0
010	15321-51060	RACK CONTROL	1				0.038	0.0836
011	15221-51250	PIN TAPPET GUIDE	3				0.001	0.0022
012	15321-51430	PIN CLAMP	1				0.001	0.0022
013	15601-51220	HOLDER DELIVERY VALV	3				0.055	0.121
014	15221-51380	SLEEVE CONTROL	3				0	0
015	15221-51270	SEAT SPRING UPPER	2				0.004	0.0088
016	15221-51280	SPRING PLUNGER	3				0.015	0.033
017	15221-51290	SEAT SPRING LOWER	3				0.01	0.022
018	15221-51490	SHIM	3				0.002	0.0044
019	15221-51070	ASSY TAPPET	3				0.039	0.0858
020	99999-99999	BLANK	3			ORDER BY REF.No.019	0	0
021	99999-99999	BLANK	3			ORDER BY REF.No.019	0	0
022	15221-51350	SCREW	1				0.008	0.0176
023	15221-96660	GASKET	1				0.002	0.0044



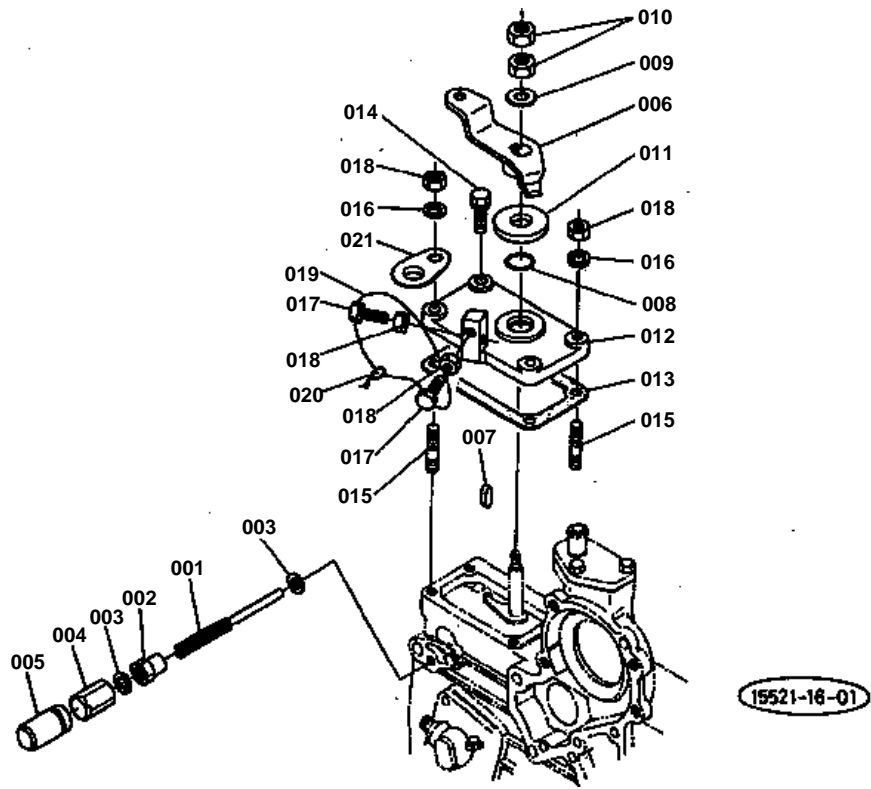


**GOVERNOR**

↔ Interchangeable; ≠ not interchangeable; ← new for old; → old for new

REF.No	Part No.	Description	Q'ty	S.No.	I/C	REMARKS	Weight (kgf)	Weight (lb)
001	15601-56020	ASSY LEVER GOVERNOR	1				0.055	0.121
002	15521-56050	ASSY LEVER FORK	1				0.41	0.902
003	15521-56040	ASSY LEVER FORK	1				0.195	0.429
004	99999-99999	BLANK	1			ORDER BY REF.No.003	0	0
005	99999-99999	BLANK	2			ORDER BY REF.No.003	0	0
006	99999-99999	BLANK	1			ORDER BY REF.No.003	0	0
007	99999-99999	BLANK	1			ORDER BY REF.No.003	0	0
008	99999-99999	BLANK	1			ORDER BY REF.No.003	0	0
009	15611-56130	LEVER FORK 2	1				0.07	0.154
010	15221-56150	SHAFT FORK LEVER	1				0.1	0.22
011	15021-56240	BOLT LEVER SHAFT	1				0.005	0.011
012	04512-50060	WASHER SPRING	2				0	0
013	15221-56230	HOLDER FORK LEVER	1				0.1	0.22
014	15221-66410	BOLT	1				0.005	0.011
015	01123-50832	BOLT	2				0.016	0.0352
016	01023-50628	BOLT	1				0.015	0.033
017	04012-50080	WASHER SPRING	2				0.001	0.0022
018	04012-50060	WASHER SPRING	1				0.001	0.0022
019	15601-56480	SPRING START	1				0.002	0.0044
020	15521-56410	SPRING GOVERNOR 1	1				0	0
021	15521-56420	SPRING GOVERNOR 2	1				0.002	0.0044

# SPEED CONTROL PLATE

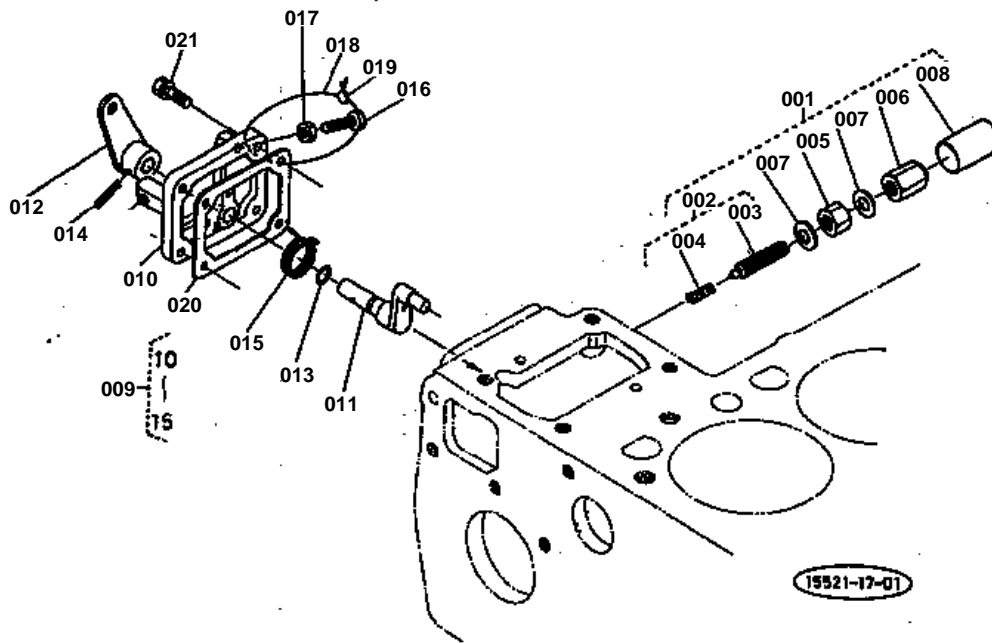


**SPEED CONTROL PLATE**

↔ Interchangeable; ≠ not interchangeable; ← new for old; → old for new

REF.No	Part No.	Description	Q'ty	S.No.	I/C	REMARKS	Weight (kgf)	Weight (lb)
001	15601-54120	BOLT ADJUSTING	1				0.011	0.0242
002	15601-92010	NUT	1				0	0
003	15601-96650	GASKET	2				0.001	0.0022
004	15601-54220	NUT CAP	1				0	0
005	15601-54420	CAP	1				0	0
006	15469-57150	LEVER SPEED CONTROL	1				0.06	0.132
007	05712-00408	KEY FEATHER	1				0.001	0.0022
008	04811-00120	O RING	1				0.001	0.0022
009	04013-50080	WASHER PLAIN	1				0	0
010	02112-50080	NUT	2				0.003	0.0066
011	17011-57380	PLATE FRICTION	1				0	0
012	15521-57110	PLATE SPEED CONTROL	1				0	0
012	15521-57110	PLATE SPEED CONTROL	1				0	0
012	15521-57113	PLATE SPEED CONTROL	1	>=1001			0	0
012	15521-57113	PLATE SPEED CONTROL	1	>=1001			0	0
013	15221-57210	GASKET CONTROL PLATE	1				0	0
014	01023-50620	BOLT	2				0.006	0.0132
015	15221-88210	STUD	2				0.005	0.011
016	04512-50060	WASHER SPRING	2				0	0
017	15108-57280	STOPPER	2				0.008	0.0176
018	02056-50060	NUT	4				0.002	0.0044
019	99999-99999	WIRE	1			NON SALE	0	0
020	99999-99999	LEAD SEALING	1			NON SALE	0	0
021	15521-72730	CLAMP PIPE	1				0.004	0.0088

# ENGINE STOP LEVER

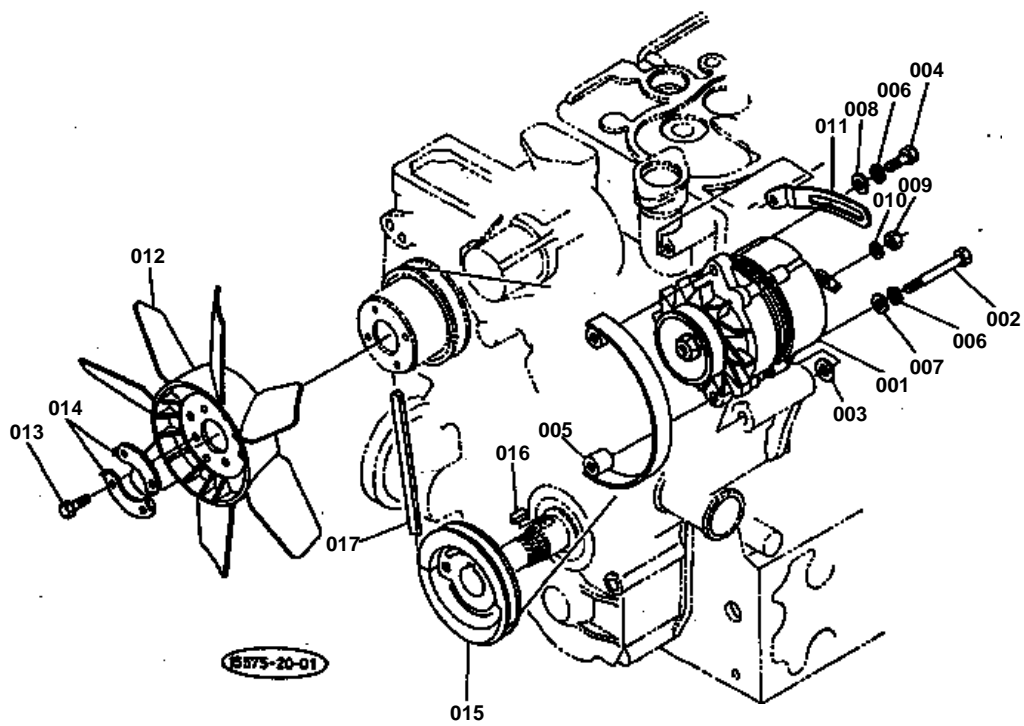




## ENGINE STOP LEVER

↔ Interchangeable; ≠ not interchangeable; ← new for old; → old for new

REF.No	Part No.	Description	Q'ty	S.No.	I/C	REMARKS	Weight (kgf)	Weight (lb)
001	15521-54090	ASSY APPARATUS IDLE	1				0.045	0.099
002	15521-54100	ASSY BOLT ADJUSTING	1				0.015	0.033
003	99999-99999	BLANK	1			ORDER BY REF.No.002	0	0
004	15521-54260	SPRING	1				0.001	0.0022
005	15401-92010	NUT	1				0.01	0.022
006	15521-92330	NUT CAP	1				0.02	0.044
007	15021-33660	GASKET	2				0.001	0.0022
008	15521-54270	CAP	1				0.003	0.0066
009	15521-57702	ASSY LEVER ENGINE ST	1				0	0
010	15521-51650	COVER INJECTION PUMP	1				0	0
011	99999-99999	BLANK	1			ORDER BY REF.No.009	0	0
012	99999-99999	BLANK	1			ORDER BY REF.No.009	0	0
013	04811-10070	O RING	1				0.001	0.0022
014	05411-00420	PIN SPRING	1				0.001	0.0022
015	15611-57510	SPRING	1				0.003	0.0066
016	15108-57280	STOPPER	1				0.008	0.0176
017	02056-50060	NUT	1				0.002	0.0044
018	99999-99999	WIRE	1			NON SALE	0	0
019	99999-99999	LEAD SEALING	1			NON SALE	0	0
020	15221-51660	GASKET PUMP COVER	1				0	0
021	01023-50618	BOLT	4				0.006	0.0132

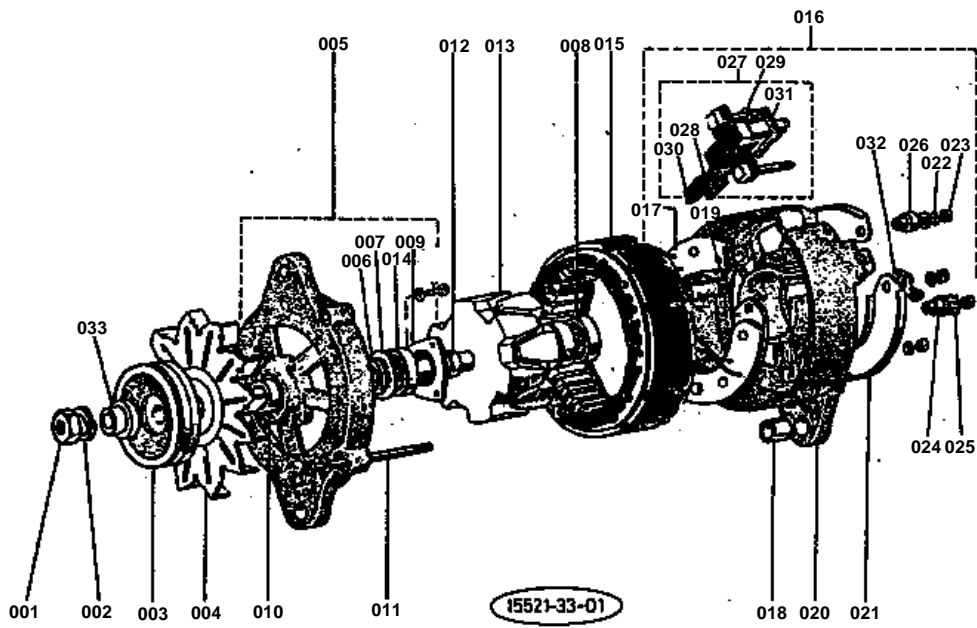


**DYNAMO**

↔ Interchangeable; ≠ not interchangeable; ← new for old; → old for new

REF.No	Part No.	Description	Q'ty	S.No.	I/C	REMARKS	Weight (kgf)	Weight (lb)
001	15411-64010	ASSY DYNAMO	1				3.25	7.15
002	15521-91030	BOLT	1				0	0
003	15521-94030	WASHER PLAIN	1				0.01	0.022
004	01153-50830	BOLT	1				0	0
005	37300-12940	COVER DYNAMO	1				0.14	0.308
006	04512-50080	WASHER SPRING	2				0	0
007	04012-50080	WASHER PLAIN	1				0.001	0.0022
008	04013-50080	WASHER PLAIN	1				0	0
009	02056-50060	NUT	1				0.002	0.0044
010	04512-50060	WASHER SPRING	1				0	0
011	15321-64420	STAY DYNAMO	1				0.1	0.22
012	15585-74110	FAN	1				0.63	1.386
013	01053-50610	BOLT	4				0.004	0.0088
014	15321-74230	WASHER FAN	2				0.005	0.011
015	15321-74280	PULLEY FAN DRIVE	1				0	0
016	05712-00720	KEY FEATHER	1				0.008	0.0176
017	15521-97010	BELT	1				0	0

DYNAMO SECTION PARTS





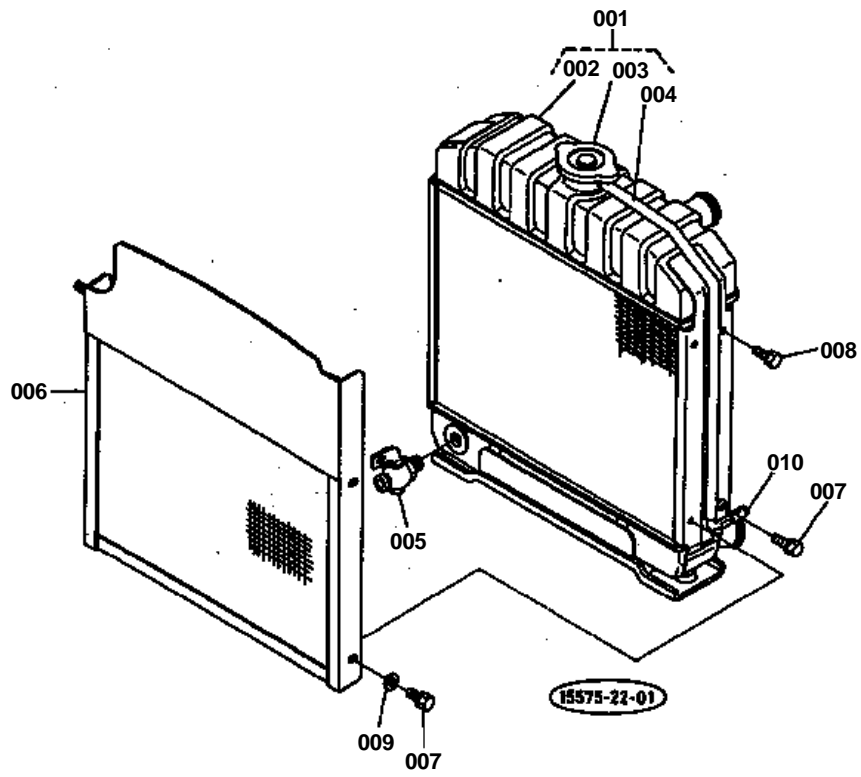


## DYNAMO SECTION PARTS

↔ Interchangeable; ≠ not interchangeable; ← new for old; → old for new

REF.No	Part No.	Description	Q'ty	S.No.	I/C	REMARKS	Weight (kgf)	Weight (lb)
001	15221-92010	NUT	1				0.012	0.0264
002	15221-94070	WASHER SPRING	1				0.008	0.0176
003	15221-64110	PULLEY DYNAMO	1				0.198	0.4356
004	15221-64130	FAN DYNAMO	1				0	0
005	15321-64020	FRAME DRIVE END	1				0	0
006	15221-64790	FELT OIL	1				0.001	0.0022
007	15221-64830	COVER FELT	1				0.003	0.0066
008	08121-06201	BEARING BALL	1				0.036	0.0792
009	15221-64710	PLATE RETAINER	1				0.018	0.0396
010	15221-64150	COLLAR	1				0.008	0.0176
011	15321-64260	BOLT THROUGH	2				0.008	0.0176
012	15321-64170	SPACER	1				0.007	0.0154
013	15321-64030	ARMATURE	1				1.29	2.838
014	08141-06202	BEARING BALL	1				0.043	0.0946
015	15321-64050	YOKE	1				0.75	1.65
016	15321-64070	ASSY FRAME END	1				0.52	1.144
017	15321-64850	ASSY RECTIFIER	1				0.134	0.2948
018	15221-64210	BUSH	1				0.007	0.0154
019	15321-64880	WASHER INSULATION	1				0.001	0.0022
020	15321-64060	FRAME END	1				0.298	0.6556
021	15321-64230	COVER END	1				0.029	0.0638
022	04512-50050	WASHER SPRING	5				0	0
023	15221-92030	NUT	5				0.001	0.0022
024	15321-64920	BUSH INSULATION	1				0.001	0.0022
025	15321-94080	WASHER	1				0	0
026	15221-64910	BUSH INSULATION	1				0.001	0.0022
027	15321-64310	ASSY HOLDER BRUSH	1				0.039	0.0858
028	15221-64330	SPRING BRUSH	2				0.001	0.0022
029	15321-64920	WASHER INSULATION	2				0.001	0.0022
030	15221-64090	BRUSH	2				0.002	0.0044
031	15321-64940	INSULATER TERMINAL	1				0.001	0.0022
032	15321-67570	CLAMP CORD	1				0.04	0.088
033	15321-64170	SPACER	1				0.007	0.0154

# RADIATOR

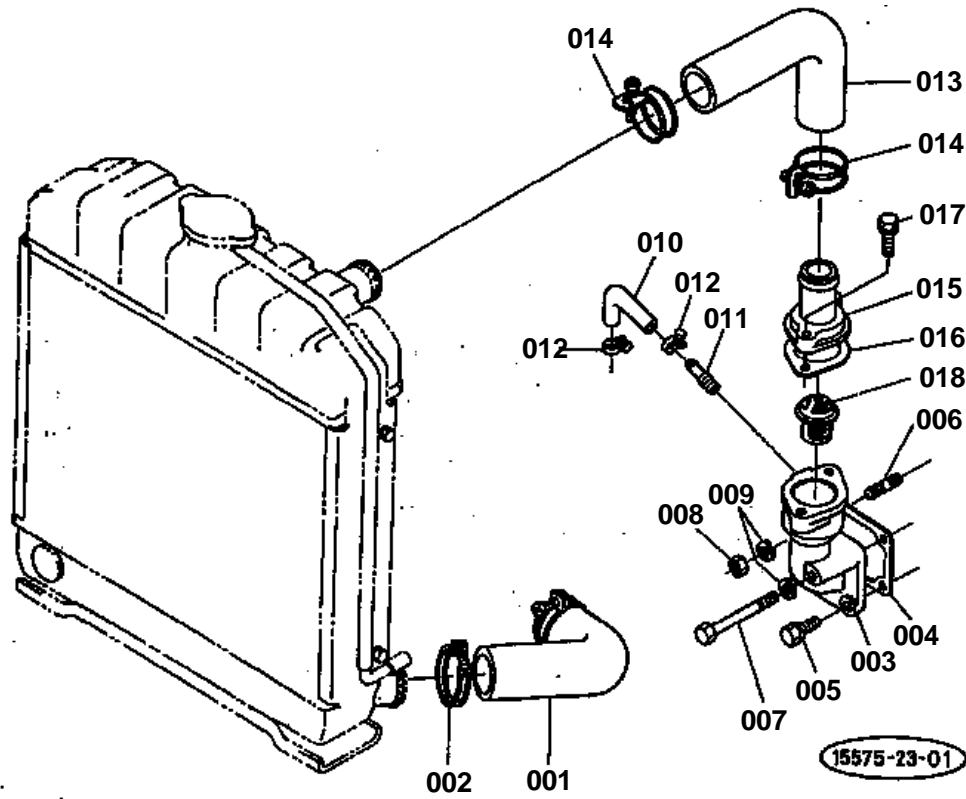




# RADIATOR

↔ Interchangeable; ≠ not interchangeable; ← new for old; → old for new

REF.No	Part No.	Description	Q'ty	S.No.	I/C	REMARKS	Weight (kgf)	Weight (lb)
001	15575-72060	ASSY RADIATOR	1				6	13.2
002	99999-99999	BLANK	1			ORDER BY REF.No.001	0	0
003	15101-72030	CAP RADIATOR	1				0.075	0.165
004	15231-72710	PIPE WATER OVER FLOW	1				0	0
005	14412-73110	COCK DRAIN	1				0.09	0.198
006	15321-72250	NET RADIATOR	1				1.6	3.52
007	01023-50614	BOLT	4				0.005	0.011
008	01023-50612	BOLT	4				0.005	0.011
009	04013-50060	WASHER PLAIN	3				0	0
010	15021-72040	WHISTLE STEAM	1				0.03	0.066



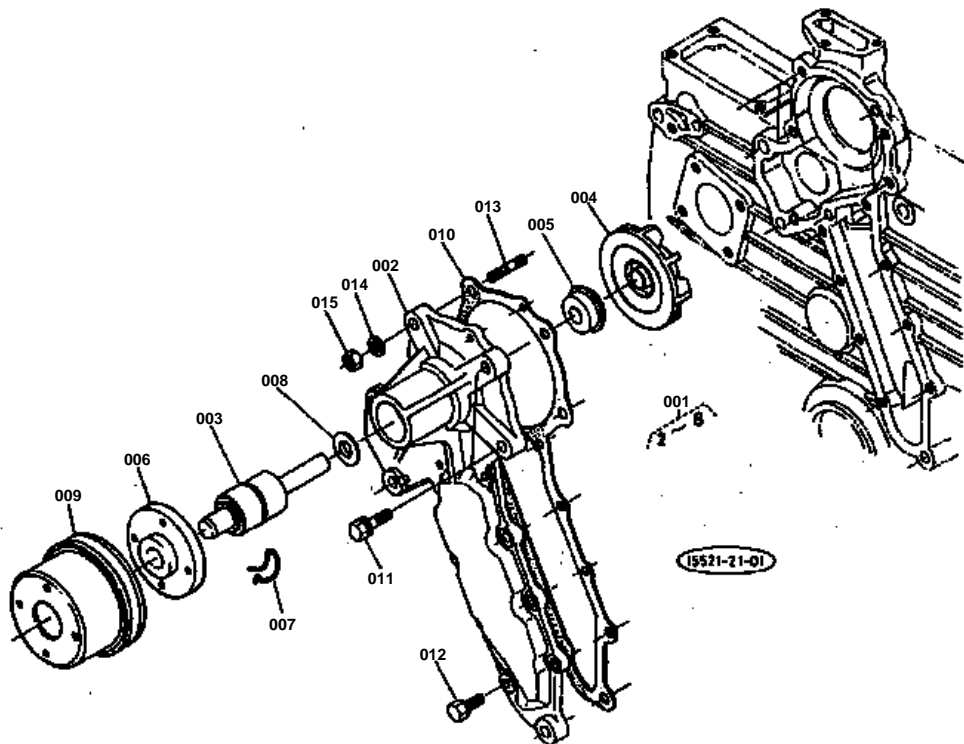


# WATER PIPE

↔ Interchangeable; ≠ not interchangeable; ← new for old; → old for new

REF.No	Part No.	Description	Q'ty	S.No.	I/C	REMARKS	Weight (kgf)	Weight (lb)
001	15321-72850	PIPE WATER 1	1				0.181	0.3982
002	15108-72870	BAND	2				0.027	0.0594
003	15521-72910	FLANGE WATER	1				0	0
004	15521-72920	GASKET WATER FLANGE	1				0	0
005	01123-50822	BOLT	2				0.012	0.0264
006	01513-50822	STUD	1				0.01	0.022
007	01153-50870	BOLT	1				0.026	0.0572
008	02156-50080	NUT	1				0.004	0.0088
009	04512-50080	WASHER SPRING	2				0	0
010	15521-73340	PIPE WATER RETURN 2	1				0.025	0.055
011	15321-73340	PIPE WATER RETURN 1	1				0.016	0.0352
012	15109-73360	BAND PIPE	2				0.01	0.022
013	15321-72940	PIPE WATER 4	1				0.134	0.2948
014	15108-72870	BAND	2				0.027	0.0594
015	15321-73260	COVER THERMOSTAT	1				0.107	0.2354
016	15321-73270	GASKET THERMOSTAT CO	1				0	0
017	01123-50835	BOLT	2				0.02	0.044
018	15321-73010	ASSY THERMOSTAT	1				0.068	0.1496

# WATER PUMP

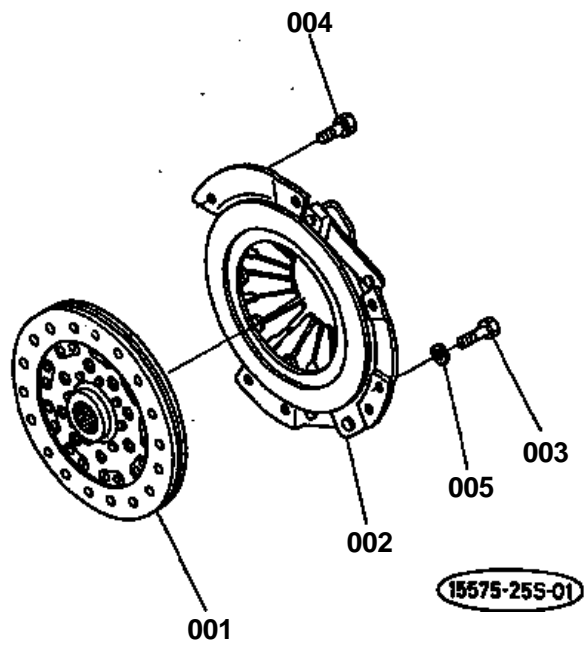




# WATER PUMP

↔ Interchangeable; ≠ not interchangeable; ← new for old; → old for new

REF.No	Part No.	Description	Q'ty	S.No.	I/C	REMARKS	Weight (kgf)	Weight (lb)
001	15521-73030	ASSY PUMP WATER	1				0	0
002	99999-99999	BLANK	1			ORDER BY REF.No.001	0	0
003	15521-73550	BEARING	1				0.235	0.517
004	15321-73510	IMPELLER WATER PUMP	1				0.22	0.484
005	15121-73050	SET SEAL	1				0	0
006	15521-73520	FLANGE WATER PUMP SH	1				0.25	0.55
007	15521-94810	PIN SNAP	1				0.001	0.0022
008	15121-73620	SLINGER	1				0.002	0.0044
009	15521-74250	PULLEY FAN	1				0.29	0.638
010	15521-73430	GASKET WATER PUMP	1				0	0
011	01123-50828	BOLT	2				0.014	0.0308
012	01023-50618	BOLT	8				0.006	0.0132
013	01518-50822	STUD	2				0.012	0.0264
014	04512-50080	WATER SPRING	2				0	0
015	02156-50080	NUT	2				0.004	0.0088





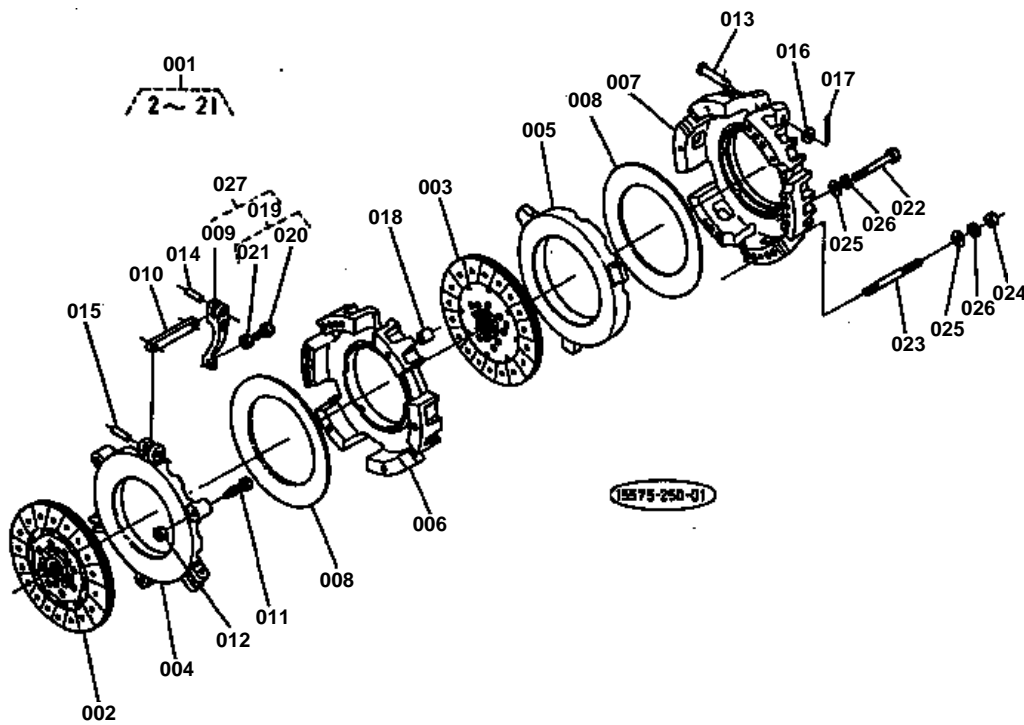


## CLUTCH (SINGLE CLUTCH)

↔ Interchangeable; ≠ not interchangeable; ← new for old; → old for new

REF.No	Part No.	Description	Q'ty	S.No.	I/C	REMARKS	Weight (kgf)	Weight (lb)
001	38240-14300	ASSY DISK CLUTCH	1			(2WD)	0	0
001	35290-14300	ASSY DISK CLUTCH	1			(4WD)	0	0
002	37300-14500	ASSY PLATE PRESSURE	1				4.5	9.9
003	34220-14510	BOLT REAMER	2				0.013	0.0286
004	01123-50816	BOLT	4				0.011	0.0242
005	04512-50080	WASHER SPRING	2				0	0

CLUTCH (DUAL CLUTCH)



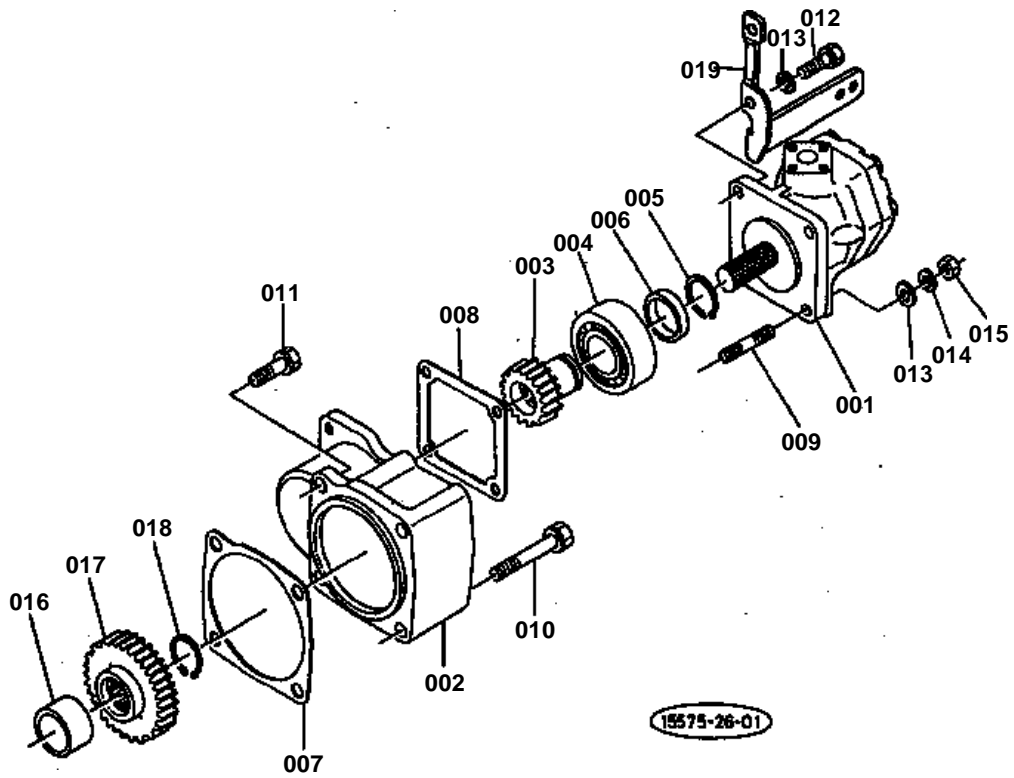


## CLUTCH (DUAL CLUTCH)

↔ Interchangeable; ≠ not interchangeable; ← new for old; → old for new

REF.No	Part No.	Description	Q'ty	S.No.	I/C	REMARKS	Weight (kgf)	Weight (lb)
001	35260-14200	ASSY DUAL CLUTCH	1			(2WD)	0	0
001	35290-14200	ASSY DUAL CLUTCH	1			(4WD)	0	0
002	38260-14400	ASSY DISK CLUTCH 1	1			(2WD)	0	0
002	35290-14400	ASSY DISK CLUTCH 1	1			(4WD)	0	0
003	38260-14450	ASSY DISK CLUTCH 2	1				0	0
004	35290-14430	ASSY PLATE PRESSURE	1	>=10001			0	0
004	38260-14430	PLATE PRESSURE 1	1	>=10001			2.1	4.62
005	38260-14440	PLATE PRESSURE 2	1	>=10001			0	0
005	35290-14440	PLATE PRESSURE 2	1	>=10001			2.1	4.62
006	38260-14410	COVER CLUTCH 1	1				4.7	10.34
007	38260-14420	COVER CLUTCH 2	1				4.72	10.384
008	38260-14520	SPRING	2				0.318	0.6996
009	99999-99999	BLANK	3			ORDER BY REF.No.027	0	0
010	38260-14530	ASSY ROD RELEASE	3				0.08	0.176
011	35290-14580	BOLT	3				0.035	0.077
012	38260-14540	NUT	3	>=10001			0.003	0.0066
012	02176-50100	NUT	3	>=10001			0.005	0.011
013	38260-14560	PIN JOINT	3				0.022	0.0484
014	34370-14570	PIN STRAIGHT	3				0.016	0.0352
015	34370-14580	PIN STRAIGHT	3				0.014	0.0308
016	04012-50080	WASHER PLAIN	3				0.001	0.0022
017	38260-14590	PIN SPLIT	3				0.001	0.0022
018	38260-14570	KNOCK PIPE	2				0.007	0.0154
019	35290-99000	KIT BOLT NUT	1	>=10001			0	0
020	99999-99999	BLANK	0			ORDER BY REF.No.019	0	0
021	99999-99999	BLANK	0			ORDER BY REF.No.019	0	0
022	01153-50800	BOLT	4				0.036	0.0792
023	38260-14620	STUD	2				0	0
024	02156-50080	NUT	2				0.004	0.0088
025	04013-50080	WASHER PLAIN	2				0	0
026	04512-50080	WASHER SPRING	6				0	0
027	35290-99020	KIT RELEASE LEVER	1	>=10001			0	0

OIL HYDRAULIC PUMP



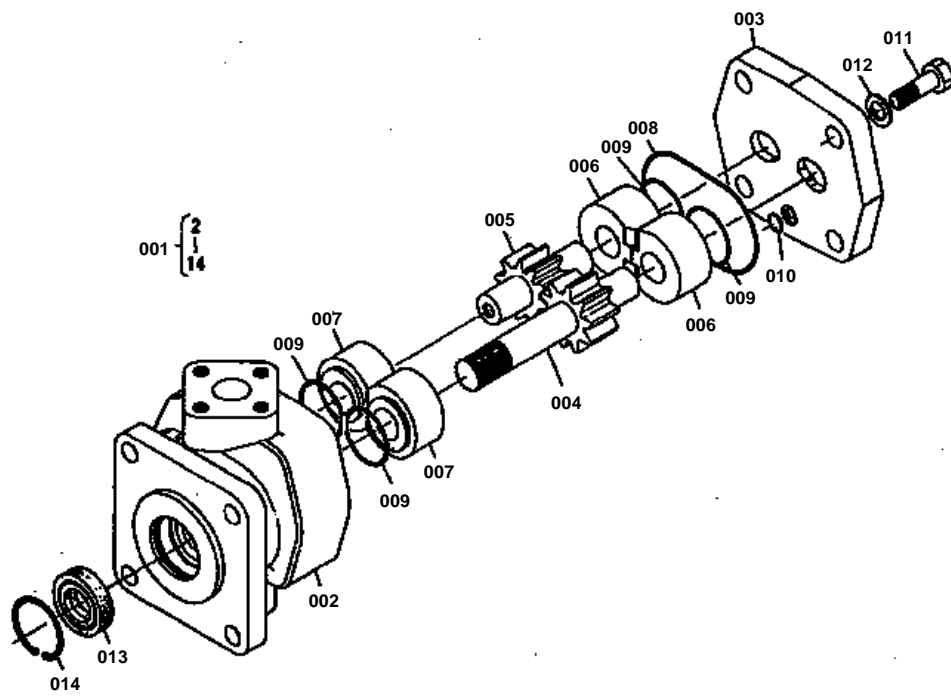


# OIL HYDRAULIC PUMP

↔ Interchangeable; ≠ not interchangeable; ← new for old; → old for new

REF.No	Part No.	Description	Q'ty	S.No.	I/C	REMARKS	Weight (kgf)	Weight (lb)
001	38240-76100	PUMP OIL PRESSURE	1				2	4.4
002	35260-37850	HOLDER O/P PUMP	1				1.45	3.19
003	35260-37830	GEAR HELICAL 21	1				0.15	0.33
004	08241-05205	BEARING BALL	1				0.177	0.3894
005	04612-00350	CIR-CLIP EXTERNAL	1				0.01	0.022
006	35260-37790	COLLAR	1				0.08	0.176
007	34150-37862	GASKET	1				0	0
008	34150-37870	GASKET	1				0	0
009	01513-50820	STUD	2				0	0
010	01123-50845	BOLT	2				0.02	0.044
011	01123-50822	BOLT	2				0.012	0.0264
012	01123-50828	BOLT	2				0.014	0.0308
013	04012-50080	WASHER PLAIN	4				0.001	0.0022
014	04512-50080	WASHER SPRING	2				0	0
015	02156-50080	NUT	2				0.004	0.0088
016	34150-37820	COLLAR	1				0.05	0.11
017	35260-37810	GEAR HELICAL 47	1				0.35	0.77
018	04612-00250	CIR-CLIP EXTERNAL	1				0.002	0.0044
019	35260-37870	STAY RH	1				0.13	0.286

OIL HYDRAULIC PUMP SECTION PARTS



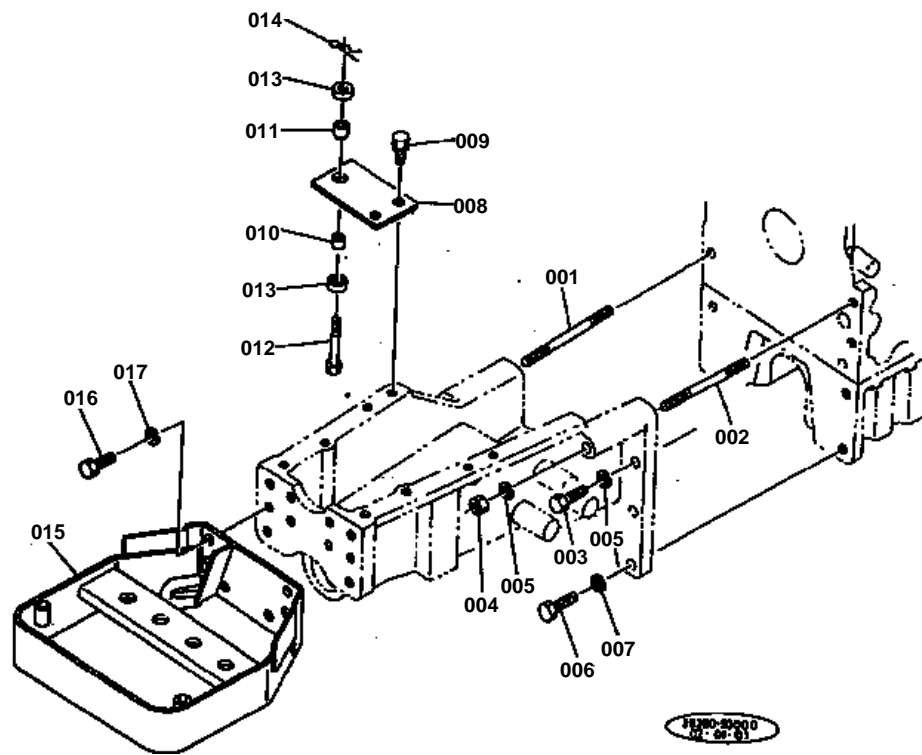


# OIL HYDRAULIC PUMP SECTION PARTS

↔ Interchangeable; ≠ not interchangeable; ← new for old; → old for new

REF.No	Part No.	Description	Q'ty	S.No.	I/C	REMARKS	Weight (kgf)	Weight (lb)
001	38240-36100	ASSY GEAR PUMP	1	≤10243		(2WD)	0	0
001	38240-76100	ASSY GEAR PUMP	1	≥10244		(2WD)	2	4.4
001	38240-36100	ASSY GEAR PUMP	1	≤10302		(4WD)	0	0
001	38240-76100	ASSY GEAR PUMP	1	≥10303		(4WD)	2	4.4
002	99999-99999	BLANK	1			ORDER BY REF.No.001	0	0
003	99999-99999	BLANK	1			ORDER BY REF.No.001	0	0
004	99999-99999	BLANK	1			ORDER BY REF.No.001	0	0
005	99999-99999	BLANK	1			ORDER BY REF.No.001	0	0
006	99999-99999	BLANK	2			ORDER BY REF.No.001	0	0
007	99999-99999	BLANK	2			ORDER BY REF.No.001	0	0
008	04810-50550	O RING	1				0.002	0.0044
009	38180-76170	O RING	4				0	0
010	04810-00050	O RING	1				0.001	0.0022
011	01156-51030	BOLT	4				0.02	0.044
012	04011-50100	WASHER PLAIN	4				0.002	0.0044
013	67211-76190	SEAL OIL	1				0	0
014	04611-00280	CIR-CLIP INTERNAL	1				0.002	0.0044

# BUMPER



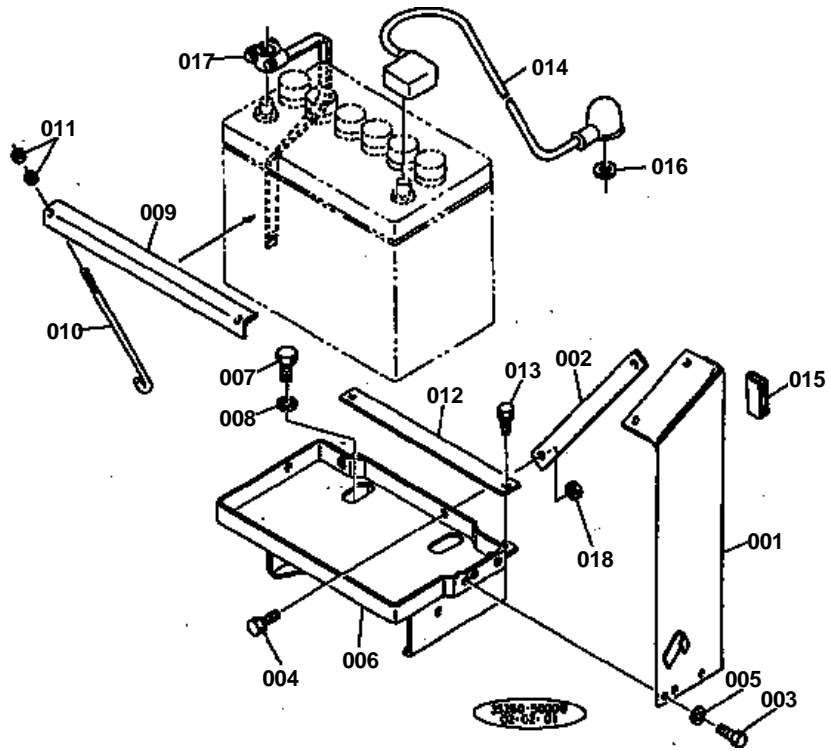


**BUMPER**

↔ Interchangeable; ≠ not interchangeable; ← new for old; → old for new

REF.No	Part No.	Description	Q'ty	S.No.	I/C	REMARKS	Weight (kgf)	Weight (lb)
001	35260-13630	STUD	1				0.08	0.176
002	34260-13640	STUD	1				0.074	0.1628
003	01173-51035	BOLT	1				0.025	0.055
004	37300-14190	NUT	2				0.009	0.0198
005	04512-50100	WASHER SPRING	3				0	0
006	01173-51235	BOLT	4				0.04	0.088
007	04512-50120	WASHER SPRING	4				0	0
008	34200-13750	SUPPORT RADIATOR	2				0.232	0.5104
009	01130-51020	BOLT	4				0	0
010	15111-72180	CUSHION	2				0.015	0.033
011	15111-72190	CUSHION	2				0.016	0.0352
012	15108-72380	BOLT	2				0.04	0.088
013	15111-72200	WASHER	4				0.013	0.0286
014	05515-51000	PIN SNAP	2				0	0
015	35110-13810	BUMPER	1				5.8	12.76
016	01173-51230	BOLT	4				0.037	0.0814
017	04512-50120	WASHER SPRING	4				0	0

BATTERY SUPPORT

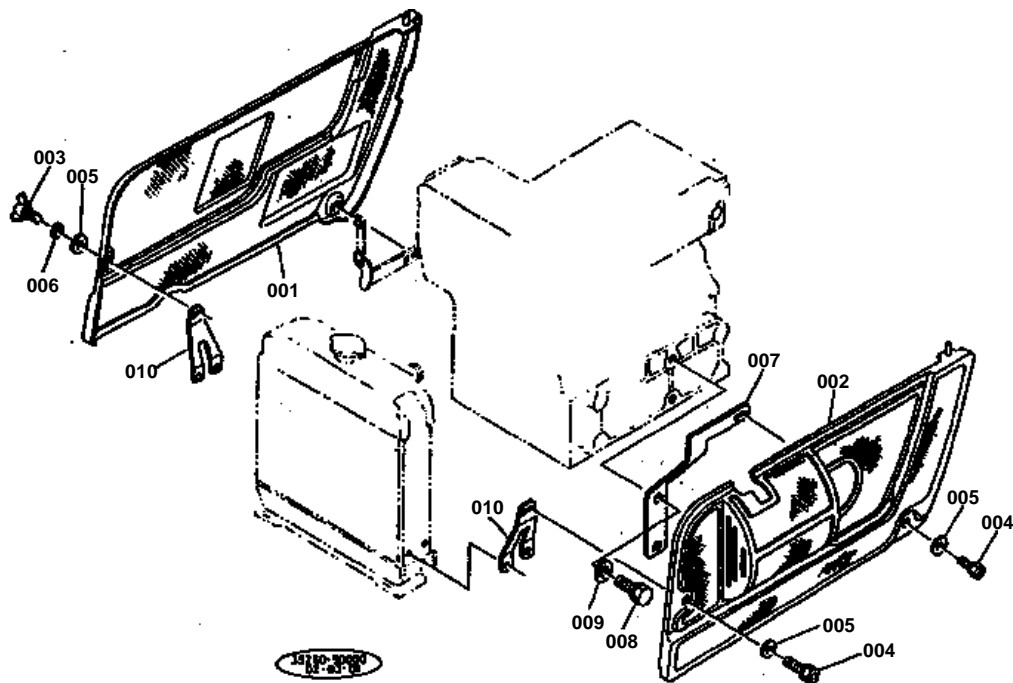


**BATTERY SUPPORT**

↔ Interchangeable; ≠ not interchangeable; ← new for old; → old for new

REF.No	Part No.	Description	Q'ty	S.No.	I/C	REMARKS	Weight (kgf)	Weight (lb)
001	35170-13910	SUPPORT AIR CLEANER	1				0.65	1.43
002	35260-13920	STAY AIR CLEANER SUP	1				0.07	0.154
003	01150-50812	BOLT	2				0.009	0.0198
004	01120-50816	BOLT	2				0	0
005	04411-50080	WASHER LOCK TOOTHED	2				0.001	0.0022
006	35260-33210	SUPPORT BATTERY	1				3.2	7.04
007	01170-51018	BOLT	4				0.017	0.0374
008	04512-50100	WASHER SPRING	4				0	0
009	32200-33270	RETAINER BATTERY	1				0.218	0.4796
010	34150-33290	BOLT HOOK	2				0.055	0.121
011	02014-50060	NUT	4				0.003	0.0066
012	35260-33280	PLATE	1				0.01	0.022
013	01020-50610	BOLT	2				0.005	0.011
014	37220-33330	CORD BATTERY	1				0	0
015	37150-13920	CUSHION	1				0.005	0.011
016	34150-33350	WASHER	1				0.01	0.022
017	37220-33380	CORD EARTH	2				0.21	0.462
018	02114-50080	NUT	1				0.005	0.011

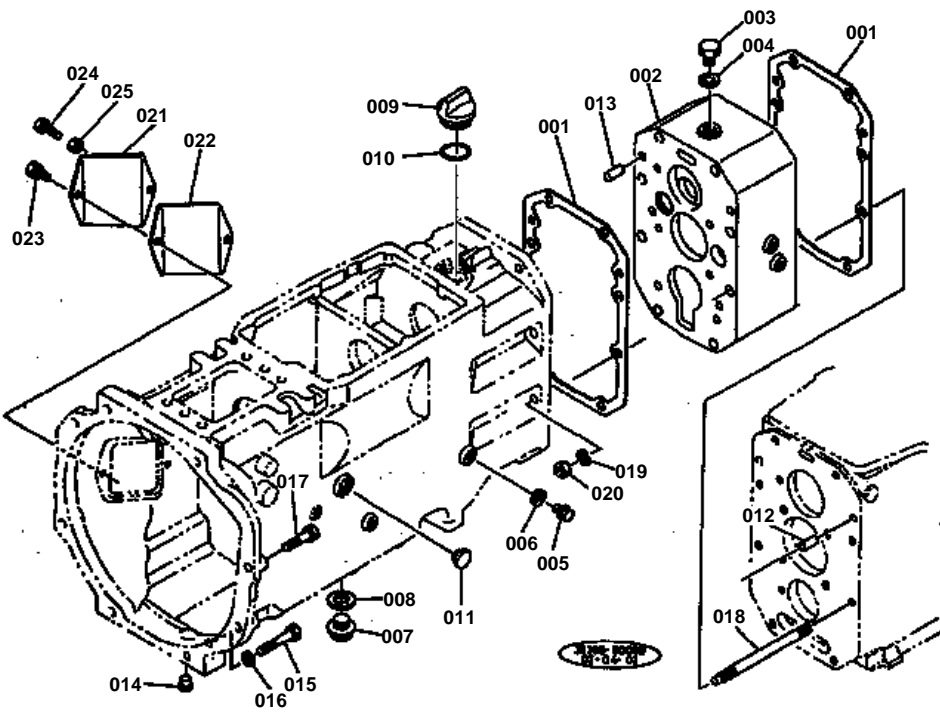
SAFETY COVER



**SAFETY COVER**

↔ Interchangeable; ≠ not interchangeable; ← new for old; → old for new

REF.No	Part No.	Description	Q'ty	S.No.	I/C	REMARKS	Weight (kgf)	Weight (lb)
001	37220-13850	COVER SAFETY RH	1				1.27	2.794
002	35260-13860	COVER SAFETY LH	1				1.68	3.696
003	01811-50615	BOLT WING	2				0.015	0.033
004	01202-50616	BOLT	2				0.006	0.0132
005	04015-50060	WASHER PLAIN	4				0	0
006	04512-50060	WASHER SPRING	2				0	0
007	35260-13870	STAY LH	1				0.285	0.627
008	01133-51225	BOLT	2				0.038	0.0836
009	04013-50120	WASHER PLAIN	2				0	0
010	35260-13880	STAY FRONT	2				0.1	0.22

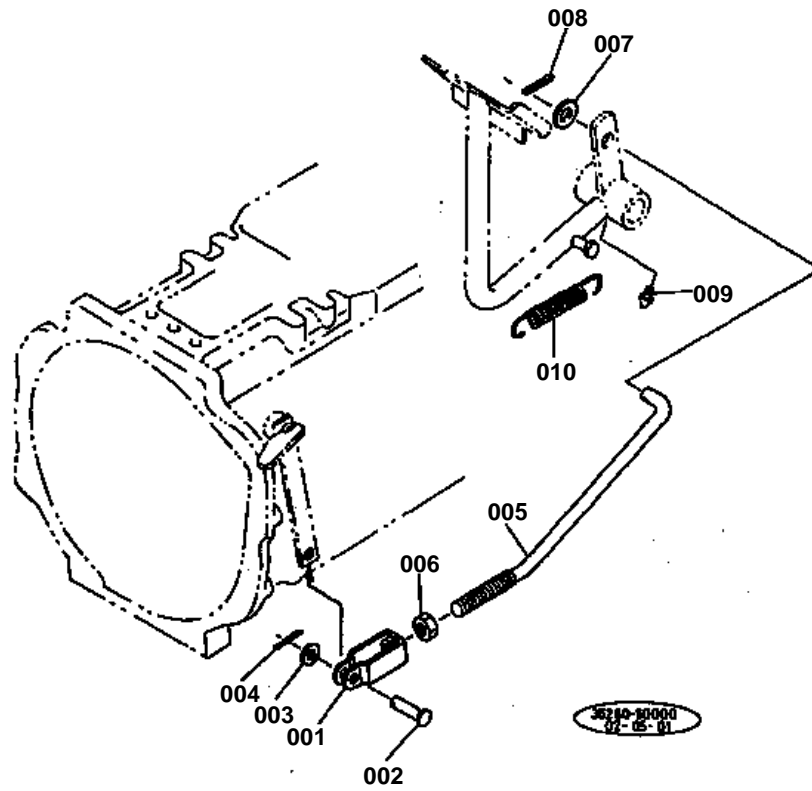


**MID CASE**

↔ Interchangeable; ≠ not interchangeable; ← new for old; → old for new

REF.No	Part No.	Description	Q'ty	S.No.	I/C	REMARKS	Weight (kgf)	Weight (lb)
001	35340-14140	GASKET	2				0.01	0.022
002	35260-21153	CASE MID	1				12.25	26.95
003	06311-45030	PLUG	1				0.06	0.132
004	04717-01700	WASHER SEAL	1				0.003	0.0066
005	06311-25010	PLUG	1				0.014	0.0308
006	04717-01000	WASHER SEAL	1				0.001	0.0022
007	34150-14260	PLUG DRAIN	1				0	0
008	04717-02150	WASHER SEAL	1				0.004	0.0088
009	38430-21410	PLUG	1				0.045	0.099
010	04811-50300	O RING	1				0.001	0.0022
011	38240-14210	GAUGE OIL	1				0.01	0.022
012	05012-01018	PIN STRAIGHT	2				0.012	0.0264
013	05012-01022	PIN STRAIGHT	2				0.014	0.0308
014	32210-27580	PLUG BLIND	6				0.001	0.0022
015	01173-51065	BOLT	7				0.04	0.088
016	04512-50100	WASHER SPRING	7				0	0
017	01133-51040	BOLT	1				0.03	0.066
018	35260-14180	STUD	3				0.14	0.308
019	04512-50120	WASHER SPRING	8				0	0
020	35340-27360	NUT	8				0.015	0.033
021	34150-14160	COVER HOUSING	1				0.15	0.33
022	34150-14170	GASKET HOUSING	1				0.03	0.066
023	01120-50816	BOLT	1				0	0
024	01150-50825	BOLT	1				0	0
025	02114-50080	NUT	1				0.005	0.011

CLUTCH ROD





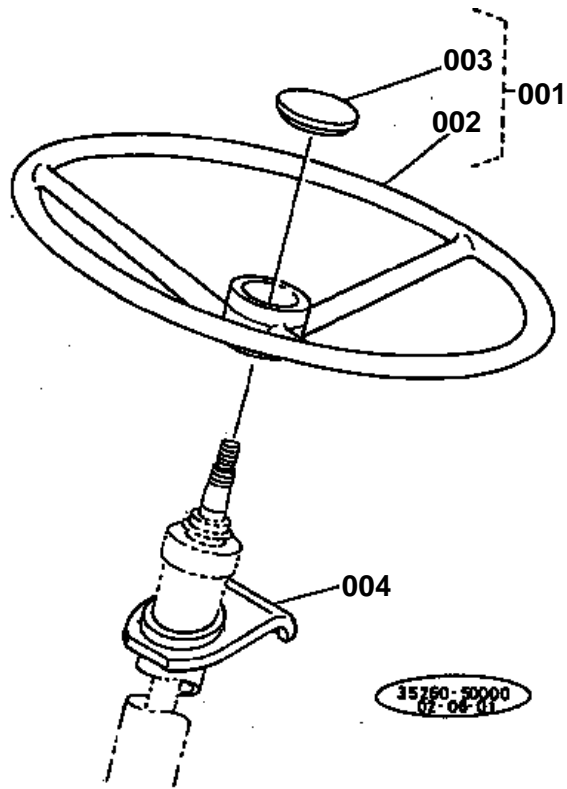


# CLUTCH ROD

↔ Interchangeable; ≠ not interchangeable; ← new for old; → old for new

REF.No	Part No.	Description	Q'ty	S.No.	I/C	REMARKS	Weight (kgf)	Weight (lb)
001	34150-15630	JOINT FORKED	1				0.095	0.209
002	05112-50822	PIN JOINT	1				0.01	0.022
003	04012-50080	WASHER PLAIN	1				0.001	0.0022
004	05511-50220	PIN SPLIT	1				0.001	0.0022
005	35260-15640	ROD CLUTCH	1				0.205	0.451
006	02172-50120	NUT	1				0.01	0.022
007	04013-50120	WASHER PLAIN	1				0	0
008	05511-50425	PIN SPLIT	1				0.003	0.0066
009	06613-10675	NIPPLE GREASE	1				0.003	0.0066
010	37150-15840	SPRING	1				0.06	0.132

STEERING WHEEL



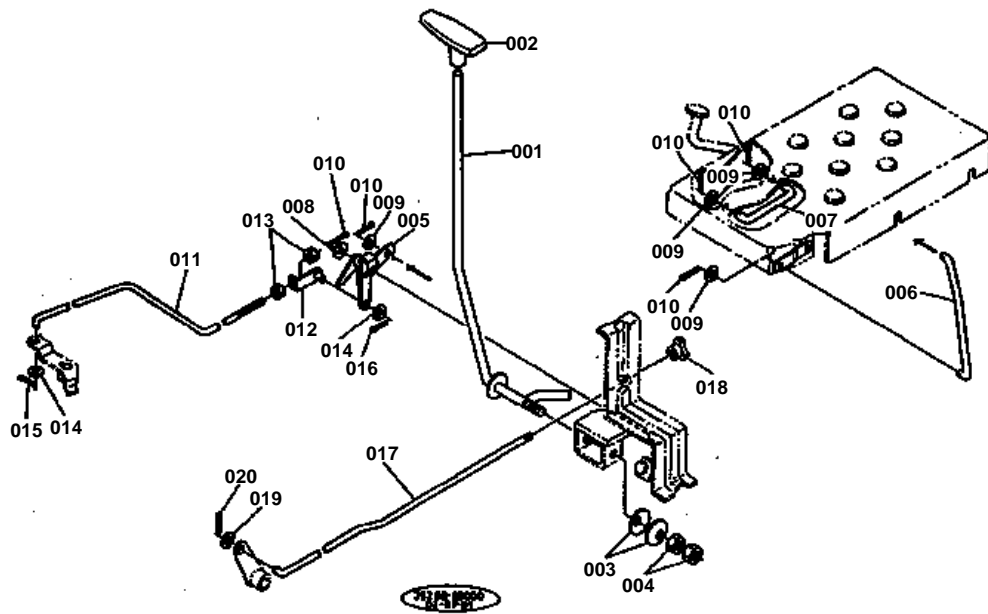


# STEERING WHEEL

↔ Interchangeable; ≠ not interchangeable; ← new for old; → old for new

REF.No	Part No.	Description	Q'ty	S.No.	I/C	REMARKS	Weight (kgf)	Weight (lb)
001	66611-41400	ASSY WHEEL STEERING	1				0	0
002	99999-99999	BLANK	1			ORDER BY REF.No.001	0	0
003	66611-41420	CAP STEERING WHEEL	1				0.026	0.0572
004	37150-16850	HOLDER POST	1				0.04	0.088

# HAND ACCELERATOR

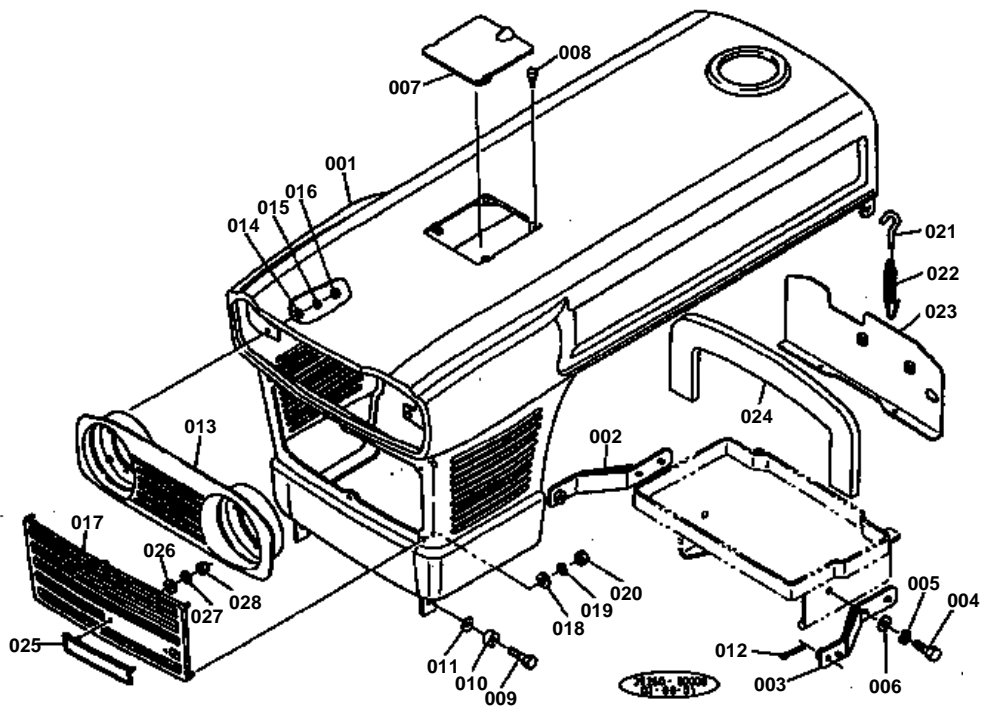


**HAND ACCELERATOR**

↔ Interchangeable; ≠ not interchangeable; ← new for old; → old for new

REF.No	Part No.	Description	Q'ty	S.No.	I/C	REMARKS	Weight (kgf)	Weight (lb)
001	35170-17120	LEVER HAND ACCEL	1				0.345	0.759
002	35320-17170	GRIP ACCEL	1				0.018	0.0396
003	34260-17190	SPRING	2				0.002	0.0044
004	02118-50100	NUT	2				0.005	0.011
005	35260-17320	LINK ACCEL	1				0.1	0.22
006	37150-17570	ROD ACCEL 1	1				0.06	0.132
007	37150-17580	ROD ACCEL 2	1				0.025	0.055
008	04012-50080	WASHER PLAIN	1				0.001	0.0022
009	04012-50060	WASHER PLAIN	4				0.001	0.0022
010	05511-50212	PIN SPLIT	5				0.001	0.0022
011	35260-17360	ROD ACCEL	1				0.13	0.286
012	34150-17390	JOINT ROD	1				0.025	0.055
013	02012-50060	NUT	2				0	0
014	04012-50060	WASHER PLAIN	2				0.001	0.0022
015	05511-50212	PIN SPLIT	1				0.001	0.0022
016	05511-51612	PIN SPLIT	1				0.001	0.0022
017	35260-17150	ROD STOP	1				0.14	0.308
018	35260-17160	KNOB	1				0.015	0.033
019	04012-50060	WASHER PLAIN	1				0.001	0.0022
020	05511-50212	PIN SPLIT	1				0.001	0.0022

# HOOD



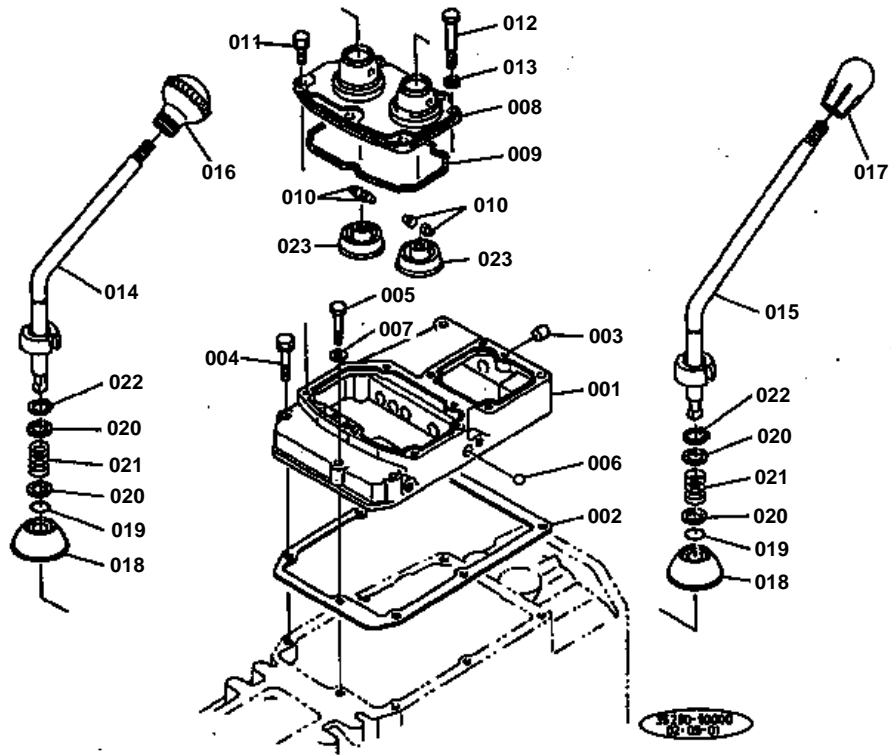


# HOOD

↔ Interchangeable; ≠ not interchangeable; ← new for old; → old for new

REF.No	Part No.	Description	Q'ty	S.No.	I/C	REMARKS	Weight (kgf)	Weight (lb)
001	35260-18110	ASSY BONNET	1				12	26.4
002	37220-18120	SUPPORT BONNET RH	1				0.33	0.726
003	37220-18130	SUPPORT BONNET LH	1				0.31	0.682
004	01173-51025	BOLT	4				0.021	0.0462
005	04512-50100	WASHER SPRING	4				0	0
006	04015-50100	WASHER PLAIN	4				0.016	0.0352
007	32280-18120	COVER BONNET	1				0.226	0.4972
008	32280-18180	CUSHION	2				0.001	0.0022
009	34150-18170	BOLT	2				0.04	0.088
010	34150-18180	CUSHION	2				0.003	0.0066
011	04013-50120	WASHER PLAIN	2				0	0
012	05511-50425	PIN SPLIT	2				0.003	0.0066
013	35260-18150	GRILLE LAMP	1				0.815	1.793
014	04015-50050	WASHER PLAIN	4				0.004	0.0088
015	04512-50050	WASHER SPRING	4				0	0
016	02054-50050	NUT	4				0.002	0.0044
017	35260-18190	GRILLE BONNET	1				0.395	0.869
018	04013-50050	WASHER PLAIN	6				0	0
019	04512-50050	WASHER SPRING	6				0	0
020	02054-50050	NUT	6				0.002	0.0044
021	37150-18143	HOOK BONNET	2				0.021	0.0462
022	37150-18170	SPRING	2				0.025	0.055
023	35260-18060	PLATE SHUTTER	1				0.565	1.243
024	34200-18070	CUSHION	1				0.012	0.0264
025	32240-18260	MARK FRONT KUBOTA	1				0.027	0.0594
026	04013-50050	WASHER PLAIN	2				0	0
027	04512-50050	WASHER SPRING	2				0	0
028	02054-50050	NUT	2				0.002	0.0044

# MAIN SHIFT LEVER



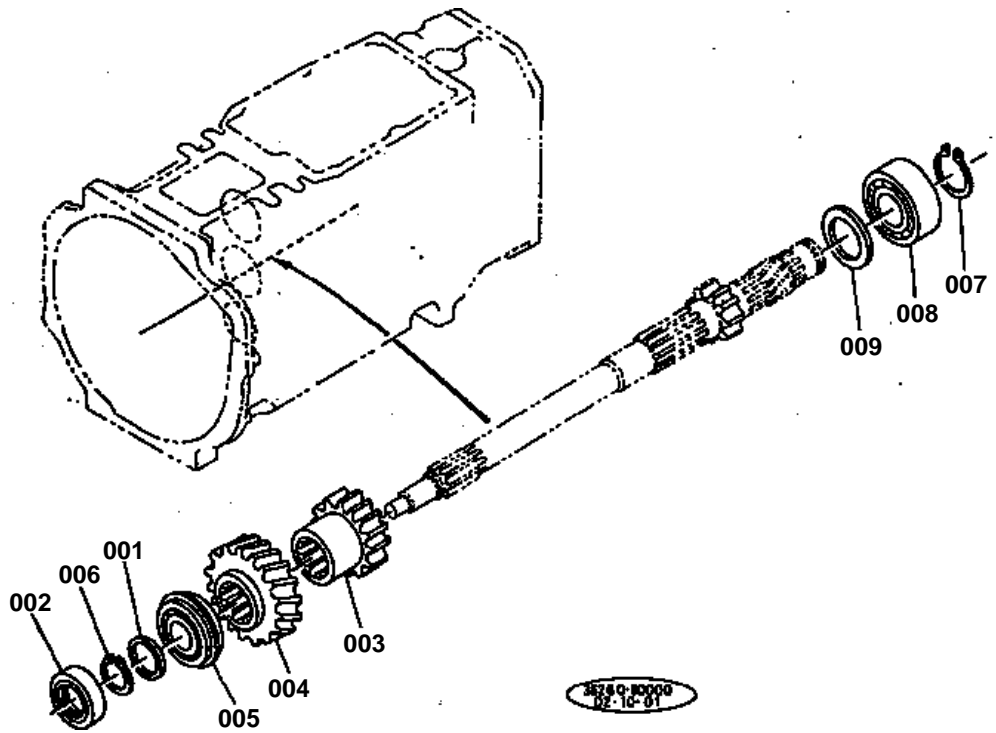




## MAIN SHIFT LEVER

↔ Interchangeable; ≠ not interchangeable; ← new for old; → old for new

REF.No	Part No.	Description	Q'ty	S.No.	I/C	REMARKS	Weight (kgf)	Weight (lb)
001	38430-21210	COVER S-CHANGE	1				1.1	2.42
002	34650-59140	GASKET	1				0	0
003	34150-21250	PLUG	7				0.002	0.0044
004	01123-50840	BOLT	4				0.018	0.0396
005	01153-50840	BOLT	1				0.018	0.0396
006	07715-00803	BALL	2				0.004	0.0088
007	04717-00800	WASHER SEAL	1				0.001	0.0022
008	35260-23710	BASE SPEED CHANGE	1				0.39	0.858
009	38430-23720	RING SQUARE	1				0.005	0.011
010	34150-23740	PIN SET	4				0.002	0.0044
011	01120-50822	BOLT	5				0	0
012	01153-50865	BOLT	1				0.025	0.055
013	04512-50080	WASHER SPRING	1				0	0
014	35260-23810	LEVER MAIN S-CHANGE	1				0.355	0.781
015	35260-23820	LEVER SHUTTLE	1				0.4	0.88
016	32150-23860	GRIP LEVER	1				0.037	0.0814
017	38240-24920	GRIP LEVER	1				0.04	0.088
018	34150-23940	SHIELD LEVER	2				0.025	0.055
019	04811-00120	O RING	2				0.001	0.0022
020	32240-23950	WASHER	4				0.002	0.0044
021	32240-23920	SPRING	2				0.007	0.0154
022	31220-23930	CIR-CLIP EXTERNAL	2				0.001	0.0022
023	34150-23870	SHIELD	2				0	0



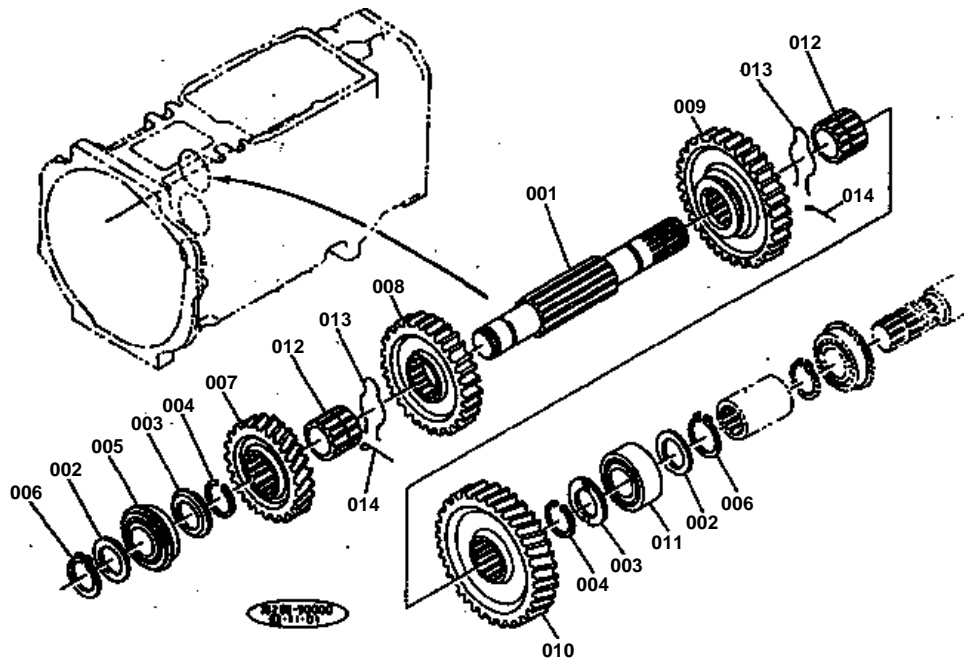


## GEAR DRIVE SYSTEM

↔ Interchangeable; ≠ not interchangeable; ← new for old; → old for new

REF.No	Part No.	Description	Q'ty	S.No.	I/C	REMARKS	Weight (kgf)	Weight (lb)
001	34150-21560	WASHER	1				0.01	0.022
002	09502-55210	SEAL OIL	1				0.025	0.055
003	35260-21520	GEAR 22	1				0.33	0.726
004	35340-21532	GEAR 24	1				0.405	0.891
005	08151-06305	BEARING BALL	1				0.233	0.5126
006	37150-21550	CIR-CLIP EXTERNAL	1				0.06	0.132
007	04612-00300	CIR-CLIP EXTERNAL	1				0.003	0.0066
008	08241-03206	BEARING BALL	1				0.302	0.6644
009	38240-21560	COLLAR	1				0.01	0.022

# COUNTER SHAFT



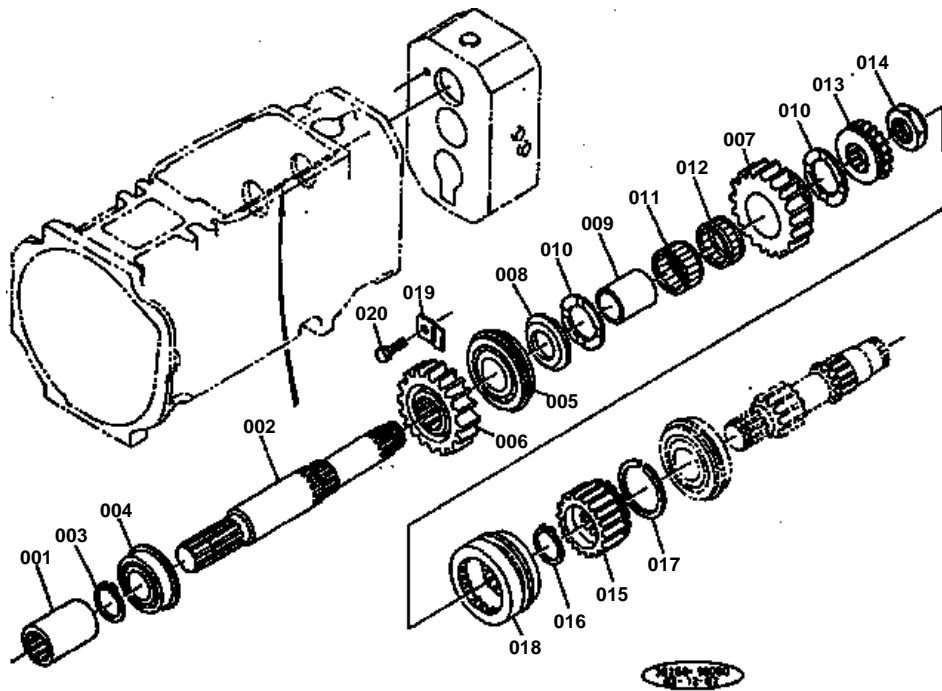


## COUNTER SHAFT

↔ Interchangeable; ≠ not interchangeable; ← new for old; → old for new

REF.No	Part No.	Description	Q'ty	S.No.	I/C	REMARKS	Weight (kgf)	Weight (lb)
001	35300-21610	SHAFT COUNTER	1				1.115	2.453
002	34150-21560	WASHER	2				0.01	0.022
003	37150-21760	COLLAR THRUST	2				0.017	0.0374
004	37150-21790	RING	2				0.001	0.0022
005	08151-06205	BEARING BALL	1				0.131	0.2882
006	37150-21550	CIR-CLIP EXTERNAL	2				0.06	0.132
007	35340-21710	GEAR 31	1				0.47	1.034
008	35260-21720	GEAR 38	1				0.67	1.474
009	35260-21730	GEAR 44	1				0.895	1.969
010	37150-21740	GEAR 45	1				1.08	2.376
011	08241-03205	BEARING BALL	1				0	0
012	37150-21750	BOSS SPLINE	2				0.088	0.1936
013	35340-21782	RING	2				0.007	0.0154
014	35340-21792	WIRE	2				0.001	0.0022

CONDUCT SHAFT

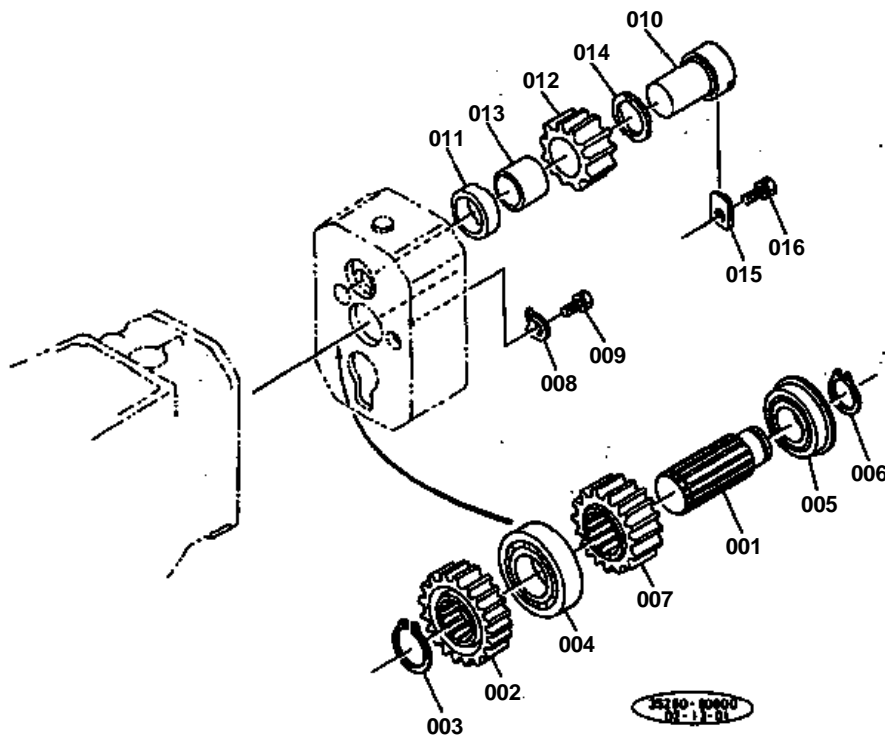


**CONDUCT SHAFT**

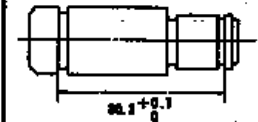
↔ Interchangeable; ≠ not interchangeable; ← new for old; → old for new

REF.No	Part No.	Description	Q'ty	S.No.	I/C	REMARKS	Weight (kgf)	Weight (lb)
001	35300-21660	COUPLING	1				0.19	0.418
002	35260-21810	SHAFT CREEP CHANGE	1				1.14	2.508
003	37150-21550	CIR-CLIP EXTERNAL	1				0.06	0.132
004	08151-06205	BEARING BALL	1				0.131	0.2882
005	35260-23110	BEARING BALL	1				0.235	0.517
006	35260-23120	GEAR 24	1				0.48	1.056
007	35260-23220	GEAR 23	1				0.515	1.133
008	38430-21762	COLLAR THRUST	1				0.035	0.077
009	35260-23230	RING INNER	1				0.095	0.209
010	35260-23240	WASHER	2				0.01	0.022
011	38240-21850	BEARING NEEDLE	1				0.05	0.11
012	08823-22810	BEARING NEEDLE	1				0	0
013	35260-23260	BOSS SPLINE 1	1				0.17	0.374
014	35260-23250	NUT 22	1				0	0
015	35260-23270	BOSS SPLINE 2	1				0.3	0.66
016	37150-21550	CIR-CLIP EXTERNAL	1				0.06	0.132
017	35260-23280	RING	1				0	0
018	35260-23290	SHIFTER	1				0	0
019	35260-23300	RETAINER BEARING	1	≧10414		(2WD)	0.02	0.044
019	35260-23300	RETAINER BEARING	1	≧10613		(4WD)	0.02	0.044
020	01123-50816	BOLT	1	≧10414		(2WD)	0.011	0.0242
020	01123-50816	BOLT	1	≧10613		(4WD)	0.011	0.0242

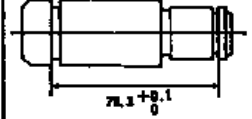
REVERSE SHAFT



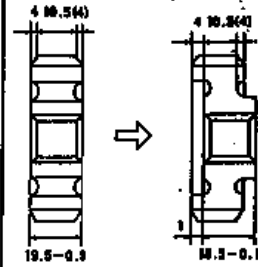
REF. No. ① 35280-2314-4



REF. No. ① 35280-2314-2



REF. No. ② 35280-2314-0



REF. No. ② 35280-2314-0



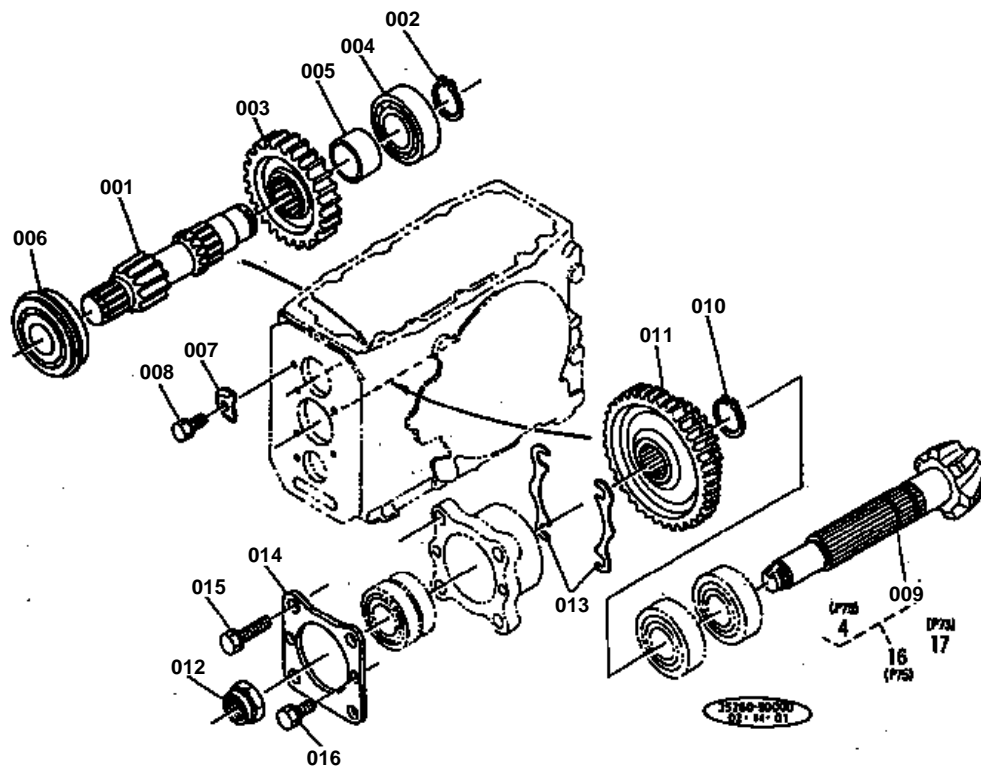


# REVERSE SHAFT

↔ Interchangeable; ≠ not interchangeable; ← new for old; → old for new

REF.No	Part No.	Description	Q'ty	S.No.	I/C	REMARKS	Weight (kgf)	Weight (lb)
001	35260-23130	SHAFT REVERSE 1	1	≠10413		(2WD)	0.41	0.902
001	35260-23132	SHAFT REVERSE 1	1	≠10414		(2WD)	0.4	0.88
001	35260-23130	SHAFT REVERSE 1	1	≠10612		(4WD)	0.41	0.902
001	35260-23132	SHAFT REVERSE 1	1	≠10613		(4WD)	0.4	0.88
002	35260-23140	GEAR 22	1	≠10413		(2WD)	0.36	0.792
002	35260-23142	GEAR 22	1	≠10414		(2WD)	0.35	0.77
002	35260-23140	GEAR 22	1	≠10612		(4WD)	0.36	0.792
002	35260-23142	GEAR 22	1	≠10613		(4WD)	0.35	0.77
003	04612-00300	CIR-CLIP EXTERNAL	1				0.003	0.0066
004	38450-25370	BEARING BALL	1				0.2	0.44
005	08151-06205	BEARING BALL	1				0.131	0.2882
006	37150-21550	CIR-CLIP EXTERNAL	1				0.06	0.132
007	35260-23150	GEAR 19	1				0.405	0.891
008	34150-21942	RETAINER BEARING	1				0.035	0.077
009	01120-50816	BOLT	1				0	0
010	35260-23160	SHAFT REVERSE 2	1				0.275	0.605
011	35260-23170	COLLAR	1				0.055	0.121
012	35260-23180	GEAR 15	1				0.2	0.44
013	35260-23190	BUSH	1				0.025	0.055
014	35260-23200	COLLAR	1				0.005	0.011
015	35260-23211	STOPPER	1				0	0
016	01120-50816	BOLT	1				0	0

# SPIRAL BEVEL PINION



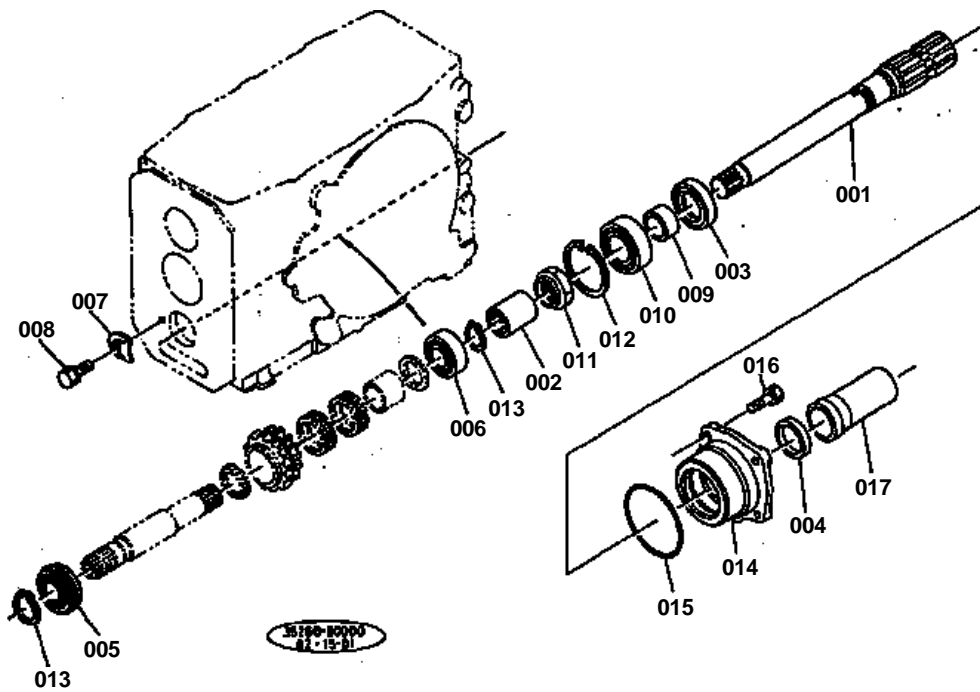


# SPIRAL BEVEL PINION

↔ Interchangeable; ≠ not interchangeable; ← new for old; → old for new

REF.No	Part No.	Description	Q'ty	S.No.	I/C	REMARKS	Weight (kgf)	Weight (lb)
001	35260-21910	SHAFT 13GEAR	1				0.76	1.672
002	37150-21550	CIR-CLIP EXTERNAL	1				0.06	0.132
003	35260-21920	GEAR 27	1				0.46	1.012
004	08101-06305	BEARING BALL	1				0.23	0.506
005	37150-21940	COLLAR	1				0.05	0.11
006	08151-06305	BEARING BALL	1				0.233	0.5126
007	34150-21942	RETAINER BEARING	1				0.035	0.077
008	01123-50820	BOLT	1				0.011	0.0242
009	99999-99999	BLANK	1			ORDER BY REF.No.017 ON FIG.No.063	0	0
010	04612-00300	CIR-CLIP EXTERNAL	1				0.003	0.0066
011	35260-21950	GEAR 23-46	1				1.13	2.486
012	31220-22340	NUT 22	1				0.033	0.0726
013	34150-22610	SHIM 0.5	2				0.01	0.022
013	34150-22620	SHIM 0.2	4				0.005	0.011
013	34150-22630	SHIM 0.1	2				0.005	0.011
014	34150-22170	COVER BEARING	1				0.16	0.352
015	01133-51035	BOLT	4				0.03	0.066
016	01123-50816	BOLT	2				0.011	0.0242

POWER TAKE-OFF SHAFT

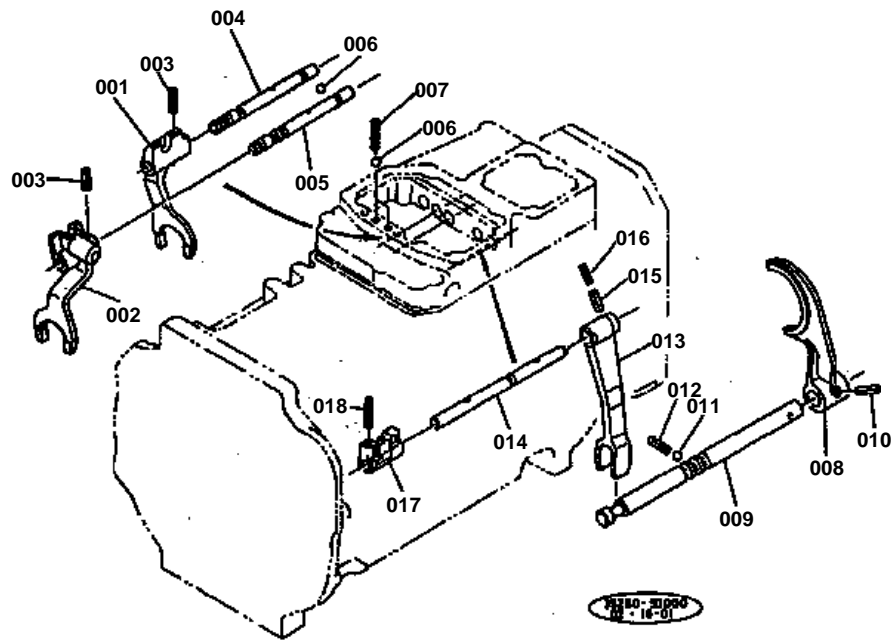




# POWER TAKE-OFF SHAFT

↔ Interchangeable; ≠ not interchangeable; ← new for old; → old for new

REF.No	Part No.	Description	Q'ty	S.No.	I/C	REMARKS	Weight (kgf)	Weight (lb)
001	38240-25310	SHAFT PTO	1				0	0
002	37150-21680	COUPLING	1				0	0
003	37150-25360	SEAL OIL	1				0.025	0.055
004	37150-25370	SLINGER	1				0.007	0.0154
005	08151-06205	BEARING BALL	1				0.131	0.2882
006	08101-06205	BEARING BALL	1				0.14	0.308
007	34150-21942	RETAINER BEARING	1				0.035	0.077
008	01123-50820	BOLT	1				0.011	0.0242
009	37300-25350	COLLAR OIL SEAL	1				0.032	0.0704
010	08101-06206	BEARING BALL	1				0.196	0.4312
011	34150-25320	NUT	1				0.03	0.066
012	04611-00620	CIR-CLIP INTERNAL	1				0.011	0.0242
013	37150-21550	CIR-CLIP EXTERNAL	2				0.06	0.132
014	37150-25410	CASE BEARING	1				1.02	2.244
015	04811-50800	O RING	1				0.003	0.0066
016	01123-50825	BOLT	4				0.013	0.0286
017	31220-25820	CAP	1				0.055	0.121

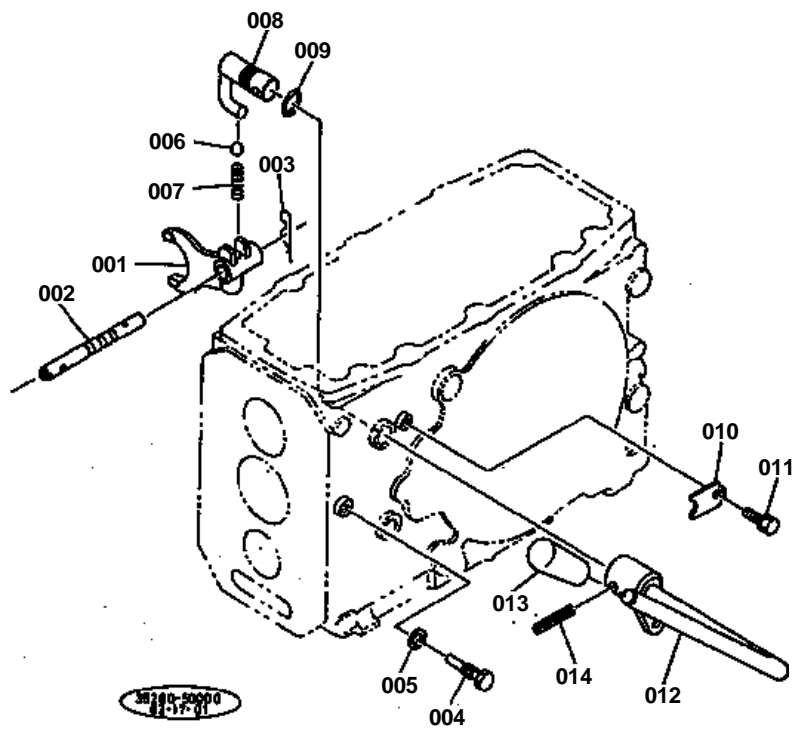




## SPEED CHANGE SYSTEM 1

↔ Interchangeable; ≠ not interchangeable; ← new for old; → old for new

REF.No	Part No.	Description	Q'ty	S.No.	I/C	REMARKS	Weight (kgf)	Weight (lb)
001	35260-23510	FORK SHIFT	1				0.21	0.462
002	35305-23520	FORK SHIFT	1				0.28	0.616
003	05411-00420	PIN SPRING	2				0.001	0.0022
004	37150-23540	ROD FORK	1				0.12	0.264
005	37150-23550	ROD FORK	1				0.12	0.264
006	07715-01605	BALL	3				0.003	0.0066
007	62231-18530	SPRING STOPPER	2				0.01	0.022
008	35260-23530	FORK SHIFT	1				0	0
009	35260-23570	ROD FORK	1				0.35	0.77
010	05411-00528	PIN SPRING	1				0.003	0.0066
011	07715-01605	BALL	1				0.003	0.0066
012	62231-18530	SPRING STOPPER	1				0.01	0.022
013	35260-23310	LEVER REVERSE	1				0.315	0.693
014	38430-24770	ROD FORK	1				0.185	0.407
015	05411-00420	PIN SPRING	1				0.001	0.0022
016	05411-02520	PIN SPRING	1				0.001	0.0022
017	35260-23320	HOLDER FORK ROD	1				0.165	0.363
018	05411-00436	PIN SPRING	1				0.002	0.0044





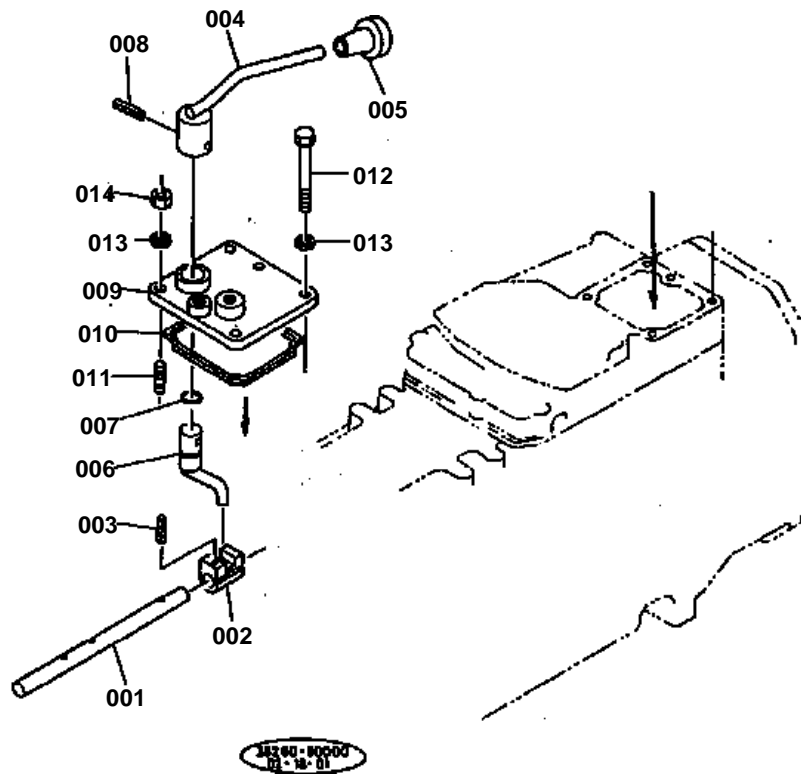


## SPEED CHANGE SYSTEM 2

↔ Interchangeable; ≠ not interchangeable; ← new for old; → old for new

REF.No	Part No.	Description	Q'ty	S.No.	I/C	REMARKS	Weight (kgf)	Weight (lb)
001	37150-24110	FORK SHIFT	1				0.182	0.4004
002	38240-24130	SHAFT FORK	1				0.115	0.253
003	05515-51200	PIN SNAP	1				0	0
004	37150-23120	SCREW SET	1				0.02	0.044
005	04717-00800	WASHER SEAL	1				0.001	0.0022
006	07715-01605	BALL	1				0.003	0.0066
007	35260-24110	SPRING	1				0.02	0.044
008	37150-24310	LEVER SHIFT	1				0.145	0.319
009	04811-00150	O RING	1				0.001	0.0022
010	34150-24350	STOPPER LEVER	1				0.015	0.033
011	01120-50816	BOLT	1				0	0
012	35260-24430	LEVER AUX S-CHANGE	1				0.43	0.946
013	06914-00120	GRIP LEVER	1				0.018	0.0396
014	05411-00632	PIN SPRING	1				0.004	0.0088

PTO SHIFT LEVER



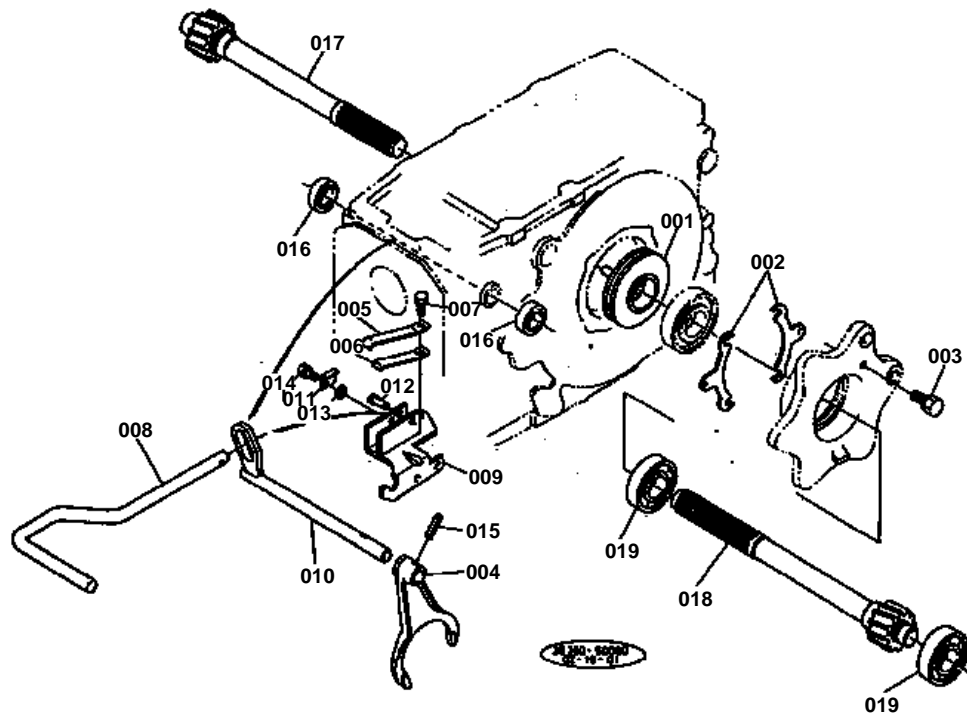


# PTO SHIFT LEVER

↔ Interchangeable; ≠ not interchangeable; ← new for old; → old for new

REF.No	Part No.	Description	Q'ty	S.No.	I/C	REMARKS	Weight (kgf)	Weight (lb)
001	35260-24760	ROD FORK	1				0.15	0.33
002	35260-24770	HOLDER FORK ROD	1				0.05	0.11
003	05411-00420	PIN SPRING	1				0.001	0.0022
004	35260-24853	LEVER PTO	1				0.2	0.44
005	38240-24410	GRIP	1				0.025	0.055
006	35260-24860	LEVER PTO S-CHANGE	1				0.105	0.231
007	04811-00150	O RING	1				0.001	0.0022
008	05411-00632	PIN SPRING	1				0.004	0.0088
009	35260-24830	COVER	1				0.47	1.034
010	38430-24840	RING SQUARE	1				0.005	0.011
011	01512-50818	STUD	3				0	0
012	01153-50865	BOLT	2				0.025	0.055
013	04512-50080	WASHER SPRING	5				0	0
014	02114-50080	NUT	3				0.005	0.011

DIFFERENTIAL LOCK PEDAL



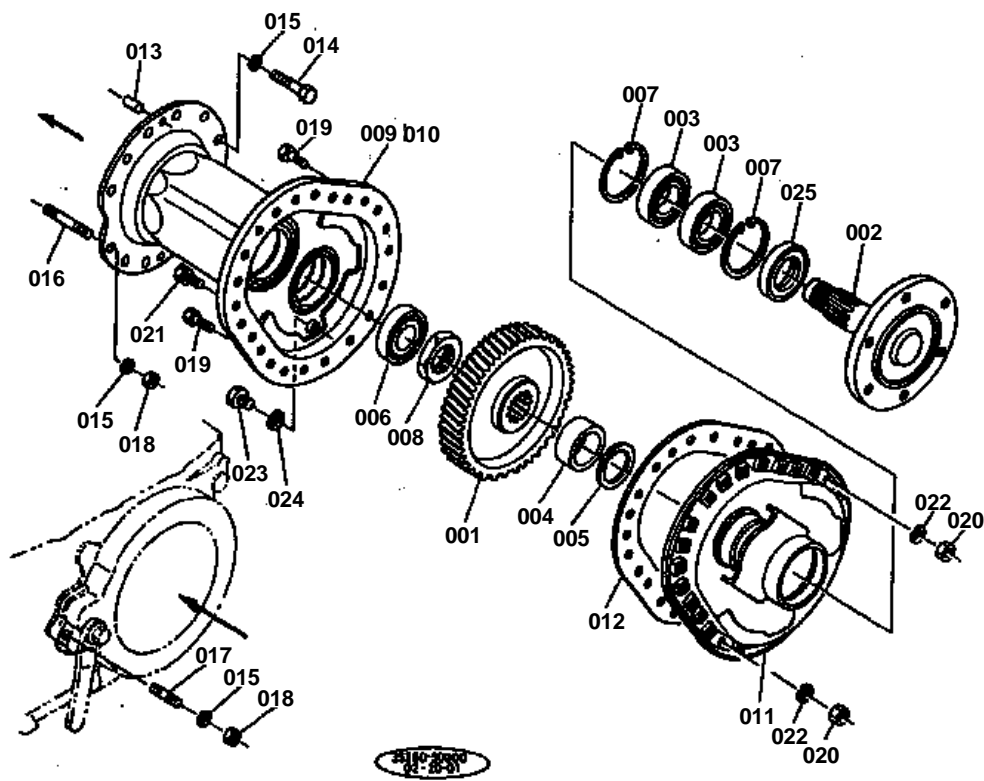


## DIFFERENTIAL LOCK PEDAL

↔ Interchangeable; ≠ not interchangeable; ← new for old; → old for new

REF.No	Part No.	Description	Q'ty	S.No.	I/C	REMARKS	Weight (kgf)	Weight (lb)
001	34150-26615	SHIFTER DIFF LOCK	1				0.4	0.88
002	37150-26160	SHIM 0.2	12				0.005	0.011
002	37150-26170	SHIM 0.1	8				0.005	0.011
002	37150-26180	SHIM 0.5	4				0.01	0.022
003	01133-51030	BOLT	8				0.025	0.055
004	37150-26630	FORK SHIFT	1				0.375	0.825
005	37150-26643	SPRING	1				0.033	0.0726
006	37150-26660	SPRING	1				0.025	0.055
007	01120-50816	BOLT	1				0	0
008	37300-26650	PEDAL DIFF LOCK	1				0.635	1.397
009	35210-26670	BRACKET PEDAL	1				0.59	1.298
010	37300-26680	CAM DIFF LOCK	1				0.252	0.5544
011	35110-26660	PLATE	1				0.004	0.0088
012	05122-50835	PIN JOINT	1				0.015	0.033
013	04015-50060	WASHER PLAIN	1				0	0
014	01202-50610	BOLT	1				0.004	0.0088
015	05411-00630	PIN SPRING	1				0.004	0.0088
016	09500-16287	SEAL OIL	2				0.01	0.022
017	38220-26710	SHAFT DIFF GEAR RH	1	≤10454		(2WD)	2.6	5.72
017	35260-26710	SHAFT DIFF GEAR RH	1	≥10455		(2WD)	2.6	5.72
017	38220-26710	SHAFT DIFF GEAR RH	1	≤10431		(4WD)	2.6	5.72
017	35260-26710	SHAFT DIFF GEAR RH	1	≥10432		(4WD)	2.6	5.72
018	38220-26720	SHAFT DIFF GEAR LH	1	≤10454		(2WD)	2.8	6.16
018	35260-26720	SHAFT DIFF GEAR LH	1	≥10455		(2WD)	2.9	6.38
018	38220-26720	SHAFT DIFF GEAR LH	1	≤10431		(4WD)	2.8	6.16
018	35260-26720	SHAFT DIFF GEAR LH	1	≥10432		(4WD)	2.9	6.38
019	08101-06307	BEARING BALL	1				0.44	0.968

REAR AXLE



REF. No. ① 35200-2003-0

5" → 12"

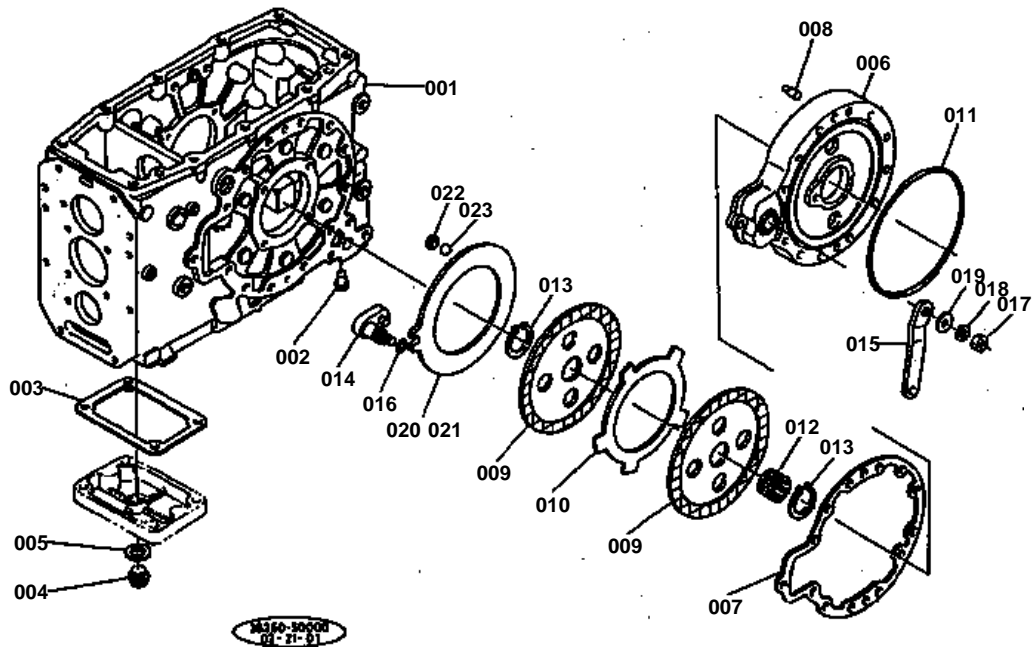
① 35200-2005-0

**REAR AXLE**

↔ Interchangeable; ≠ not interchangeable; ← new for old; → old for new

REF.No	Part No.	Description	Q'ty	S.No.	I/C	REMARKS	Weight (kgf)	Weight (lb)
001	35260-26830	53 GEAR	2	<=10454		(2WD)	5.3	11.66
001	35260-26950	52 GEAR	2	>=10455		(2WD)	5.3	11.66
001	35260-26830	53 GEAR	2	<=10431		(4WD)	5.3	11.66
001	35260-26950	52 GEAR	2	>=10432		(4WD)	5.3	11.66
002	35260-27110	AXLE REAR	2				8.1	17.82
003	08101-06209	BEARING BALL	4				0.42	0.924
004	35210-99450	COLLAR	2				0.1	0.22
005	34150-27160	SHIM	2				0.01	0.022
006	08101-06307	BEARING BALL	2				0.44	0.968
007	04611-00850	CIR-CLIP INTERNAL	4				0.029	0.0638
008	70650-11380	NUT 40	2				0.11	0.242
009	35260-27310	CASE AXLE RH	1				14.2	31.24
010	35260-27320	CASE AXLE LH	1				15.3	33.66
011	35210-99490	COVER AXLE CASE	2				7	15.4
012	37150-27340	GASKET	2				0	0
013	38260-28180	PIN STRAIGHT	4				0.02	0.044
014	01173-51275	BOLT	8				0.071	0.1562
015	04512-50120	WASHER SPRING	26				0	0
016	37300-27350	STUD	16				0.07	0.154
017	01574-51240	STUD	2				0	0
018	35340-27360	NUT	18				0.015	0.033
019	37150-27390	BOLT REAMER	4				0.02	0.044
020	02118-50100	NUT	4				0.005	0.011
021	01133-51020	BOLT	42				0.02	0.044
022	04512-50100	WASHER SPRING	4				0	0
023	38240-27350	PLUG	2				0.04	0.088
024	04717-01600	WASHER SEAL	2				0.003	0.0066
025	37150-27560	SEAL OIL	2				0.14	0.308

TRANSMISSION CASE



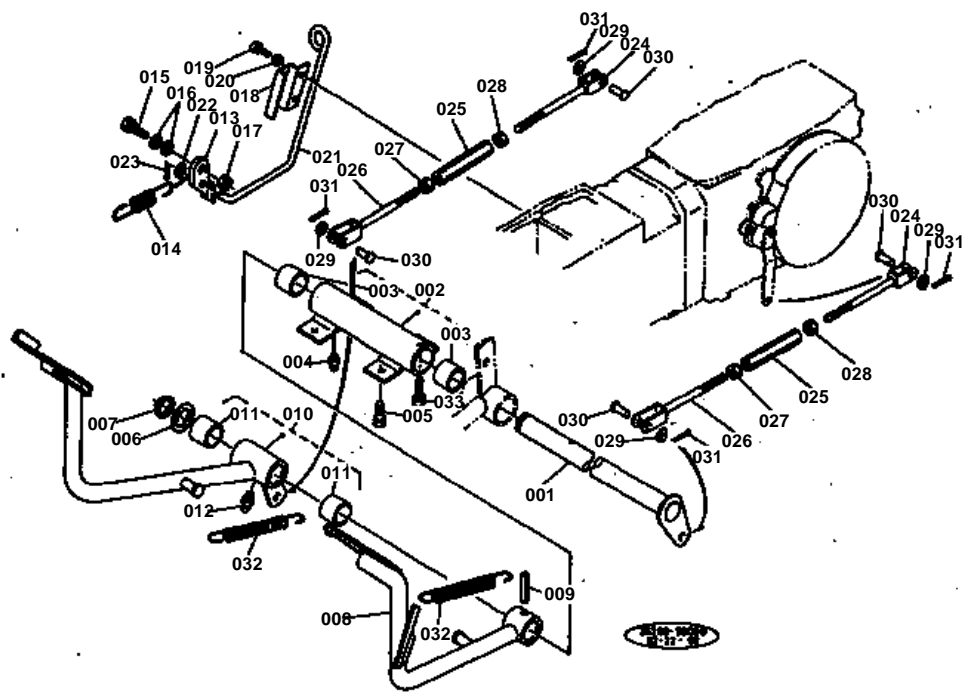


**TRANSMISSION CASE**

↔ Interchangeable; ≠ not interchangeable; ← new for old; → old for new

REF.No	Part No.	Description	Q'ty	S.No.	I/C	REMARKS	Weight (kgf)	Weight (lb)
001	35260-21110	CASE TRANSMISSION	1				33.2	73.04
002	31220-14290	PLUG	4				0.002	0.0044
003	37150-21282	GASKET	1				0	0
004	06331-35012	PLUG	1				0.022	0.0484
005	04717-01200	WASHER PLAIN	1				0.002	0.0044
006	37300-28150	CASE BRAKE	2				6.9	15.18
007	37260-28160	GASKET	2				0	0
008	38260-28180	PIN STRAIGHT	4				0.02	0.044
009	37150-28200	DISK BRAKE	4				0.774	1.7028
010	37720-28170	PLAT	2				0.422	0.9284
011	37300-27440	O RING	2				0.01	0.022
012	37720-28190	BOSS SPLINE	2				0.116	0.2552
013	04612-00450	CIR-CRIP EXTERNAL	4				0.007	0.0154
014	37720-28216	CAM BRAKE	2				0.34	0.748
015	37720-28220	LEVER CAMSHAFT	2				0.28	0.616
016	04811-00180	O RING	2				0.001	0.0022
017	02174-50120	NUT	2				0.01	0.022
018	04512-50120	WASHER SPRING	2				0	0
019	04013-50120	WASHER PLAIN	2				0	0
020	37150-28240	PLATE CAM LH	1				1.13	2.486
021	37150-28270	PLATE CAM RH	1				1.08	2.376
022	37150-28250	SEAT BALL	12				0.003	0.0066
023	07715-00805	BALL	12				0.016	0.0352

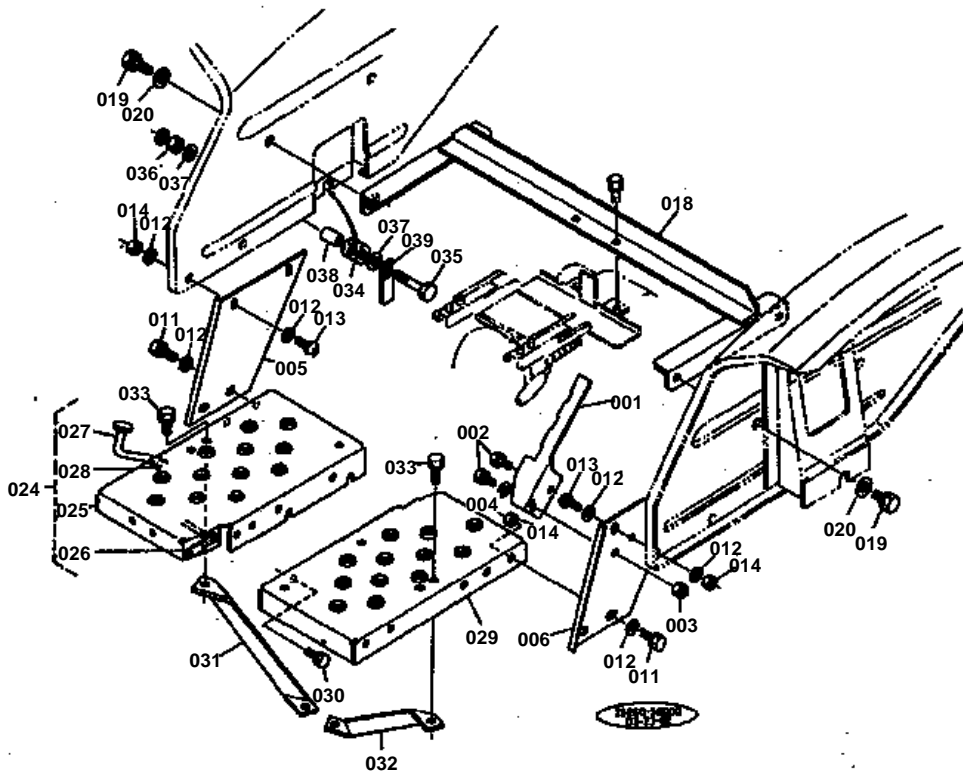
# BRAKE PEDAL



**BRAKE PEDAL**

↔ Interchangeable; ≠ not interchangeable; ← new for old; → old for new

REF.No	Part No.	Description	Q'ty	S.No.	I/C	REMARKS	Weight (kgf)	Weight (lb)
001	37150-28410	SHAFT BRAKE PEDAL	1				1.43	3.146
002	37150-28420	SUPPORT PEDAL SHAFT	1				0.95	2.09
003	34150-28430	BUSH	2				0.04	0.088
004	06613-10675	NIPPLE GREASE	1				0.003	0.0066
005	01133-51020	BOLT	4	≥10001			0.02	0.044
005	01133-51020	BOLT	2	≥10001			0.02	0.044
006	32150-28460	COLLAR	1				0.007	0.0154
007	04612-00250	CIR-CLIP EXTERNAL	1				0.002	0.0044
008	35260-28610	PEDAL BRAKE LH	1				1.36	2.992
009	05411-00840	PIN SPRING	1				0.008	0.0176
010	35260-28620	PEDAL BRAKE RH	1				1.34	2.948
011	34150-28430	BUSH	2				0.04	0.088
012	06613-10675	NIPPLE GREASE	1				0.003	0.0066
013	34150-28810	RATCHET	1				0.045	0.099
014	37150-28850	SPRING	1				0.005	0.011
015	34150-28820	BOLT	1				0.04	0.088
016	04011-50120	WASHER PLAIN	2				0.005	0.011
017	02174-50120	NUT	1				0.01	0.022
018	34150-28880	GUIDE RATCHET	1				0.04	0.088
019	01150-50812	BOLT	2				0.009	0.0198
020	04512-50080	WASHER SPRING	2				0	0
021	35260-28870	ROD RATCHET	1				0.09	0.198
022	04012-50060	WASHER PLAIN	1				0.001	0.0022
023	05511-50212	PIN SPLIT	1				0.001	0.0022
024	37300-28930	ROD BRAKE 1	2				0.23	0.506
025	37300-28980	TURNBUCKLE	2				0.15	0.33
026	37300-28940	ROD BRAKE 2	2				0.23	0.506
027	37300-28990	NUT	2				0.015	0.033
028	02174-50140	NUT	2				0.014	0.0308
029	04012-50080	WASHER PLAIN	4				0.001	0.0022
030	05112-50825	PIN JOINT	4				0.011	0.0242
031	05511-50215	PIN SPLIT	4				0.001	0.0022
032	37150-15840	SPRING	2				0.06	0.132
033	01133-51025	BOLT	2	≥10001		(2WD)	0.023	0.0506
033	01133-51025	BOLT	2	≥10001		(4WD)	0.023	0.0506



- REF. No. ① 35200-2214-0  
② 35200-2218-0  
③ 01120-00020  
④ 35200-2202-0  
⑤ 01130-51025  
⑥ 04013-00100  
⑦ 35200-2200-0  
⑧ 35200-2201-0  
⑨ 35200-2202-0  
⑩ 35200-2204-0  
⑪ 35200-2206-0  
⑫ 02174-50120  
⑬ 04012-00120  
⑭ 35200-2201-0  
⑮ 35200-2201-0  
⑯ 04015-00020  
⑰ 34150-1010-0  
⑱ 35200-2203-0  
⑲ 35200-2205-0





## STEP

↔ Interchangeable; ≠ not interchangeable; ← new for old; → old for new

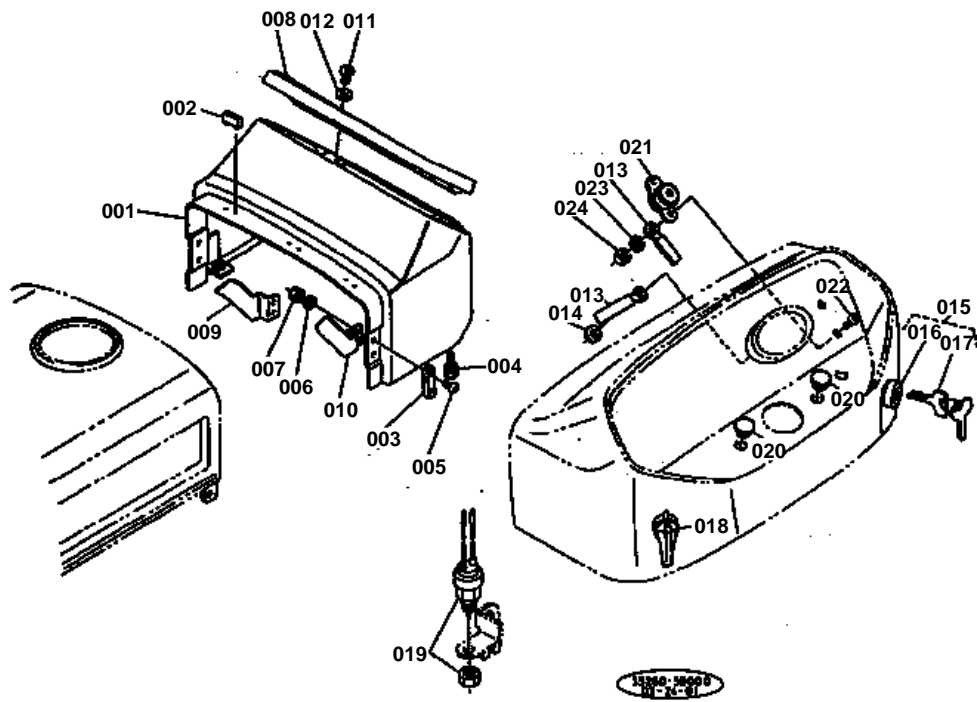
REF.No	Part No.	Description	Q'ty	S.No.	I/C	REMARKS	Weight (kgf)	Weight (lb)
001	35260-29180	GUIDE AUX S-CHANGE L	1				0.175	0.385
002	01120-50816	BOLT	2				0	0
003	02114-50080	NUT	2				0.005	0.011
004	04013-50080	WASHER PLAIN	1				0	0
005	35200-29140	FENDER RH	1	≤10353		(2WD)	0.55	1.21
005	35260-29140	FENDER RH	1	≥10354		(2WD)	0.72	1.584
005	35200-29140	FENDER RH	1	≤10506		(4WD)	0.55	1.21
005	35260-29140	FENDER RH	1	≥10507		(4WD)	0.72	1.584
006	35200-29160	FENDER LH	1	≤10353		(2WD)	0.53	1.166
006	35260-29160	FENDER LH	1	≥10354		(2WD)	0.405	0.891
006	35200-29160	FENDER LH	1	≤10506		(4WD)	0.53	1.166
006	35260-29160	FENDER LH	1	≥10507		(4WD)	0.405	0.891
007	35260-29040	BOLT RH	1	≤10353		(2WD)	0.95	2.09
007	35260-29040	BOLT RH	1	≤10506		(4WD)	0.95	2.09
008	35260-29060	BOLT LH	1	≤10353		(2WD)	0.99	2.178
008	35260-29060	BOLT LH	1	≤10506		(4WD)	0.99	2.178
009	02174-50120	NUT	1	≤10353		(2WD)	0.01	0.022
009	02174-50120	NUT	1	≤10506		(4WD)	0.01	0.022
010	04512-50120	WASHER SPRING	1	≤10353		(2WD)	0	0
010	04512-50120	WASHER SPRING	1	≤10506		(4WD)	0	0
011	01120-50825	BOLT	4	≤10353		(2WD)	0	0
011	01120-50820	BOLT	4	≥10354		(2WD)	0	0
011	01120-50825	BOLT	4	≤10506		(4WD)	0	0
011	01120-50820	BOLT	4	≥10507		(4WD)	0	0
012	04015-50080	WASHER PLAIN	20				0	0
013	03004-50820	SCREW WITH WASHER	8				0.011	0.0242
014	02114-50080	NUT	12				0.005	0.011
015	35200-29210	SPACER FENDER	2	≤10353		(2WD)	0.8	1.76
015	35200-29210	SPACER FENDER	2	≤10506		(4WD)	0.8	1.76
016	35200-29010	DAMPER	4	≤10353		(2WD)	0.095	0.209
016	35200-29010	DAMPER	4	≤10506		(4WD)	0.095	0.209
017	04015-50080	WASHER SPRING	8	≤10353		(2WD)	0	0
017	04015-50080	WASHER SPRING	8	≤10506		(4WD)	0	0
018	35260-29020	LINK FENDER SUPPORT	1	≤10353		(2WD)	1.58	3.476
018	35260-29023	LINK FENDER SUPPORT	1	≥10354		(2WD)	2.38	5.236
018	35260-29020	LINK FENDER SUPPORT	1	≤10506		(4WD)	1.58	3.476
018	35260-29023	LINK FENDER SUPPORT	1	≥10507		(4WD)	2.38	5.236
019	01130-51025	BOLT	4	≤10353		(2WD)	0	0
019	01130-51020	BOLT	4	≥10354		(2WD)	0	0
019	01130-51025	BOLT	4	≤10506		(4WD)	0	0
019	01130-51020	BOLT	4	≥10507		(4WD)	0	0
020	04013-50100	WASHER PLAIN	4	≤10353		(2WD)	0	0
020	04015-50100	WASHER PLAIN	4	≥10354		(2WD)	0.016	0.0352
020	04013-50100	WASHER PLAIN	4	≤10506		(4WD)	0	0
020	04015-50100	WASHER PLAIN	4	≥10507		(4WD)	0.016	0.0352
021	34150-18180	CUSHION	8	≤10353		(2WD)	0.003	0.0066
021	34150-18180	CUSHION	8	≤10506		(4WD)	0.003	0.0066
022	35260-29030	U NUT	4	≤10353		(2WD)	0.01	0.022
022	35260-29030	U NUT	4	≤10506		(4WD)	0.01	0.022
023	35260-29050	SUPPORT	2	≤10353		(2WD)	0.1	0.22
023	35260-29050	SUPPORT	2	≤10506		(4WD)	0.1	0.22
024	35260-29900	ASSY STEP RH	1	≤10353		(2WD)	0	0
024	35260-29902	ASSY STEP RH	1	≥10354		(2WD)	3.2	7.04
024	35260-29900	ASSY STEP RH	1	≤10506		(4WD)	0	0
024	35260-29902	ASSY STEP RH	1	≥10507		(4WD)	3.2	7.04
025	99999-99999	BLANK	1	≤10353		(2WD) ORDER BY REF.No.024	0	0
025	99999-99999	BLANK	1	≥10354		(2WD) ORDER BY REF.No.024	0	0
025	99999-99999	BLANK	1	≤10506		(4WD) ORDER BY REF.No.024	0	0
025	99999-99999	BLANK	1	≥10507		(4WD) ORDER BY REF.No.024	0	0

**STEP**

↔ Interchangeable; ≠ not interchangeable; ← new for old; → old for new

REF.No	Part No.	Description	Q'ty	S.No.	I/C	REMARKS	Weight (kgf)	Weight (lb)
026	35260-29900	SHAFT ACCEL PEDAL	1				0	0
027	99999-99999	BLANK	1			ORDER BY RFE.No.024	0	0
028	37150-17530	SPRING	1				0.01	0.022
029	35260-29920	STEP LH	1	<=10353		(2WD)	0	0
029	35260-29924	STEP LH	1	>=10354		(2WD)	2.85	6.27
029	35260-29920	STEP LH	1	<=10506		(4WD)	0	0
029	35260-29924	STEP LH	1	>=10507		(4WD)	2.85	6.27
030	01133-51016	BOLT	6				0.015	0.033
031	35260-29930	STEP SUPPORT RH	1	>=10354		(2WD)	0.26	0.572
031	35260-29930	STEP SUPPORT RH	1	>=10507		(4WD)	0.26	0.572
032	35260-29940	STEP SUPPORT LH	1	>=10354		(2WD)	0.255	0.561
032	35260-29940	STEP SUPPORT LH	1	>=10507		(4WD)	0.255	0.561
033	01123-50816	BOLT	2	>=10354		(2WD)	0.011	0.0242
033	01123-50816	BOLT	2	>=10507		(4WD)	0.011	0.0242
034	35260-29950	CUSHION	2	>=10354		(2WD)	0.02	0.044
034	35260-29950	CUSHION	2	>=10507		(4WD)	0.02	0.044
035	01173-51060	BOLT	2	>=10354		(2WD)	0.038	0.0836
035	01173-51060	BOLT	2	>=10507		(4WD)	0.038	0.0836
036	02118-50100	NUT	2	>=10354		(2WD)	0.005	0.011
036	02118-50100	NUT	2	>=10507		(4WD)	0.005	0.011
037	04013-50100	WASHER PLAIN	4	>=10354		(2WD)	0	0
037	04013-50100	WASHER PLAIN	4	>=10507		(4WD)	0	0
038	66591-41550	COLLAR	2	>=10354		(2WD)	0.02	0.044
038	66591-41550	COLLAR	2	>=10507		(4WD)	0.02	0.044
039	34150-29370	CLAMP CORD	2	>=10354		(2WD)	0.005	0.011
039	34150-29370	CLAMP CORD	2	>=10507		(4WD)	0.005	0.011

PANEL 1



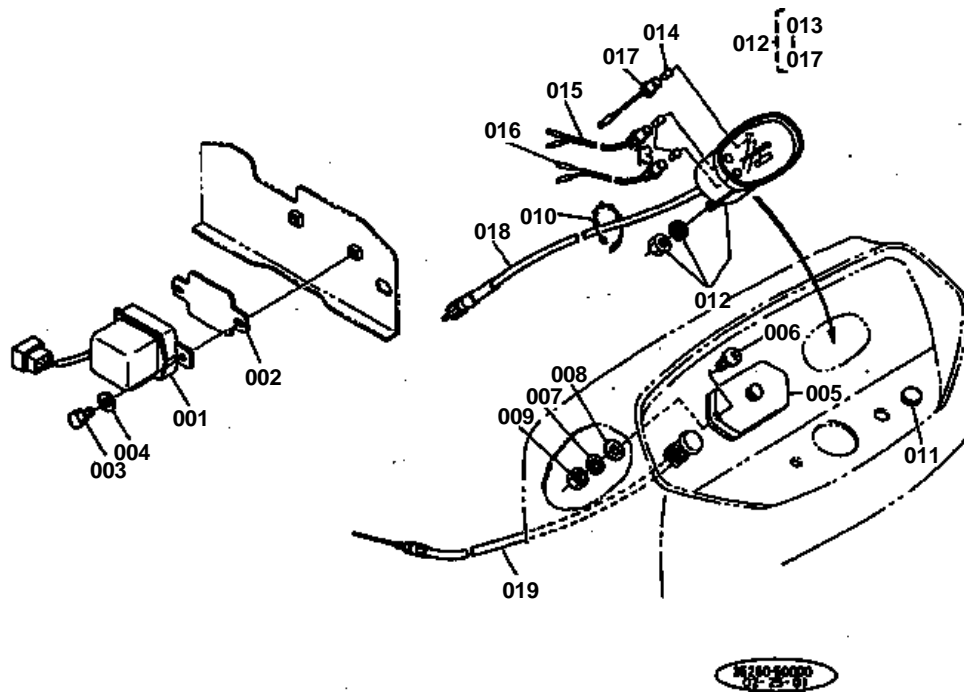


## PANEL 1

↔ Interchangeable; ≠ not interchangeable; ← new for old; → old for new

REF.No	Part No.	Description	Q'ty	S.No.	I/C	REMARKS	Weight (kgf)	Weight (lb)
001	35260-31110	PANEL	1				2.6	5.72
002	33251-83490	CUSHION 1	3				0.008	0.0176
003	37150-18180	CUSHION	2				0.015	0.033
004	01120-50816	BOLT	4				0	0
005	03054-50514	SCREW PAN HEAD	4				0.004	0.0088
006	04512-50050	WASHER SPRING	4				0	0
007	02054-50050	NUT	4				0.002	0.0044
008	37150-31120	DASHBOARD	1				0.562	1.2364
009	37150-31180	GUIDE RH	1				0.07	0.154
010	37150-31190	GUIDE LH	1				0.065	0.143
011	34150-31140	SCREW BINDING HEAD	4				0.009	0.0198
012	04013-50080	WASHER PLAIN	4				0	0
013	34150-29390	CLAMP CORD	2				0.004	0.0088
014	04013-50060	WASHER PLAIN	1				0	0
015	35260-31800	ASSY SWITCH MAIN	1				0.27	0.594
016	38180-31820	SWITCH MAIN	1				0.25	0.55
017	35260-31850	ASSY KEY MAIN SWITCH	1				0	0
018	38240-32100	SWITCH LAMP	1				0.063	0.1386
019	37150-32240	SWITCH SAFETY	1				0.12	0.264
020	35110-32420	PLUG	2				0.002	0.0044
021	15531-65950	INDICATOR GLOW PLUG	1				0.05	0.11
022	03054-20510	SCREW PAN HEAD	2				0	0
023	04512-50050	WASHER SPRING	2				0	0
024	02054-50050	NUT	2				0.002	0.0044





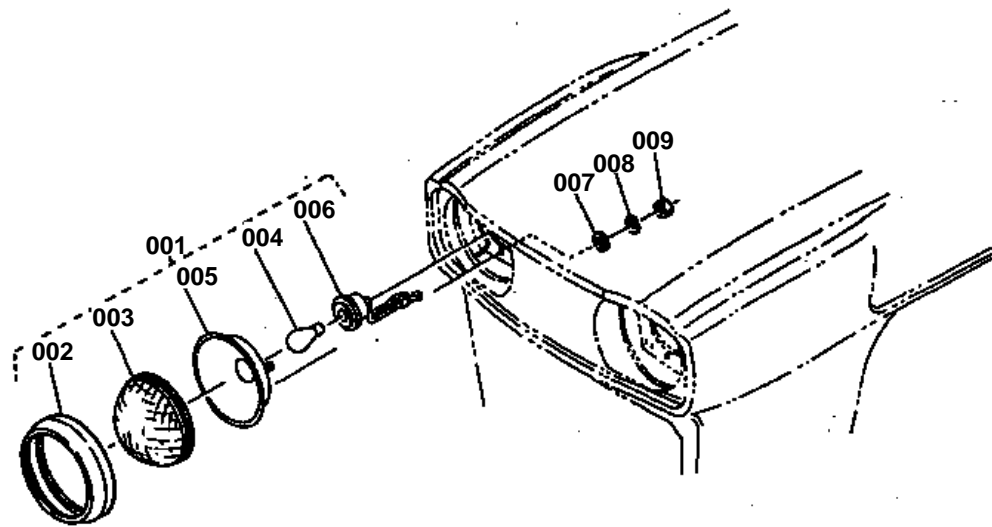


## PANEL 2

↔ Interchangeable; ≠ not interchangeable; ← new for old; → old for new

REF.No	Part No.	Description	Q'ty	S.No.	I/C	REMARKS	Weight (kgf)	Weight (lb)
001	33251-74010	ASSY REGULATOR	1				0.35	0.77
002	37150-33420	COVER REGULATOR	1				0.03	0.066
003	01020-50612	BOLT	2				0.005	0.011
004	04012-50060	WASHER PLAIN	2				0.001	0.0022
005	35260-33600	CASE FUSE	1				0.11	0.242
006	03024-50516	SCREW WITH WASHER	2				0.004	0.0088
007	04512-50050	WASHER SPRING	2				0	0
008	04012-50050	WASHER PLAIN	2				0.001	0.0022
009	02054-50050	NUT	2				0.002	0.0044
010	34350-29380	CLAMP CORD	1				0.001	0.0022
011	34159-32610	CAP	1				0	0
012	35260-34600	METER TRACTOR	1				0	0
013	32150-31740	BULB LAMP	2				0.003	0.0066
014	34150-34620	BULB LAMP	1				0.001	0.0022
015	99999-99999	BLANK	1			ORDER BY REF.No.012	0	0
016	99999-99999	BLANK	1			ORDER BY REF.No.012	0	0
017	99999-99999	BLANK	1			ORDER BY REF.No.012	0	0
018	35300-34650	CABLE TRACTOR METER	1				0.213	0.4686
019	35260-34700	WIRE DECOMPRESS	1				0.115	0.253

HEAD LAMP



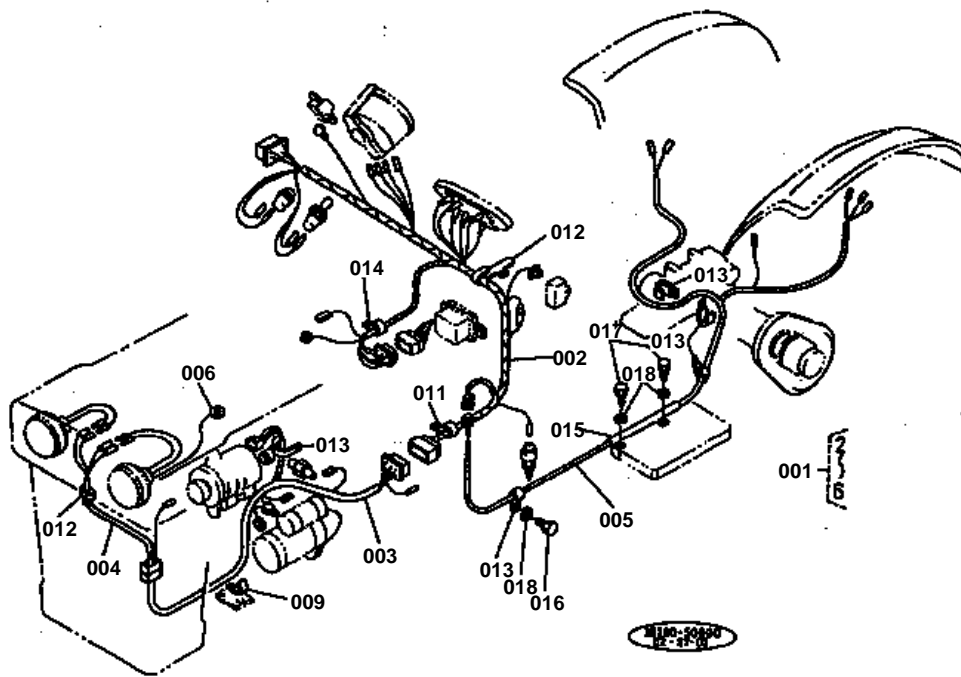
38184-8000  
04-26-01

**HEAD LAMP**

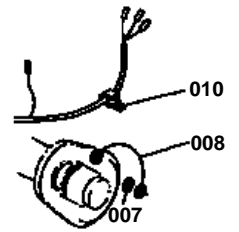
↔ Interchangeable; ≠ not interchangeable; ← new for old; → old for new

REF.No	Part No.	Description	Q'ty	S.No.	I/C	REMARKS	Weight (kgf)	Weight (lb)
001	32240-33800	ASSY LAMP HEAD	2				0.33	0.726
002	32240-33810	BODY	2				0.06	0.132
003	32280-33830	LENS	2				0.098	0.2156
004	32150-33840	LAMP	2				0.014	0.0308
005	32240-33870	REFLECTOR LAMP	2				0.135	0.297
006	32280-33850	CUSHION	2				0.005	0.011
007	04013-50050	WASHER PLAIN	6				0	0
008	04512-50050	WASHER SPRING	6				0	0
009	02054-50050	NUT	6				0.002	0.0044

WIRING DIAGRAM



REF. No. (2) 60011-50100  
(3) 30200-3432-0  
(4) 34100-2830-0



Discontinued.

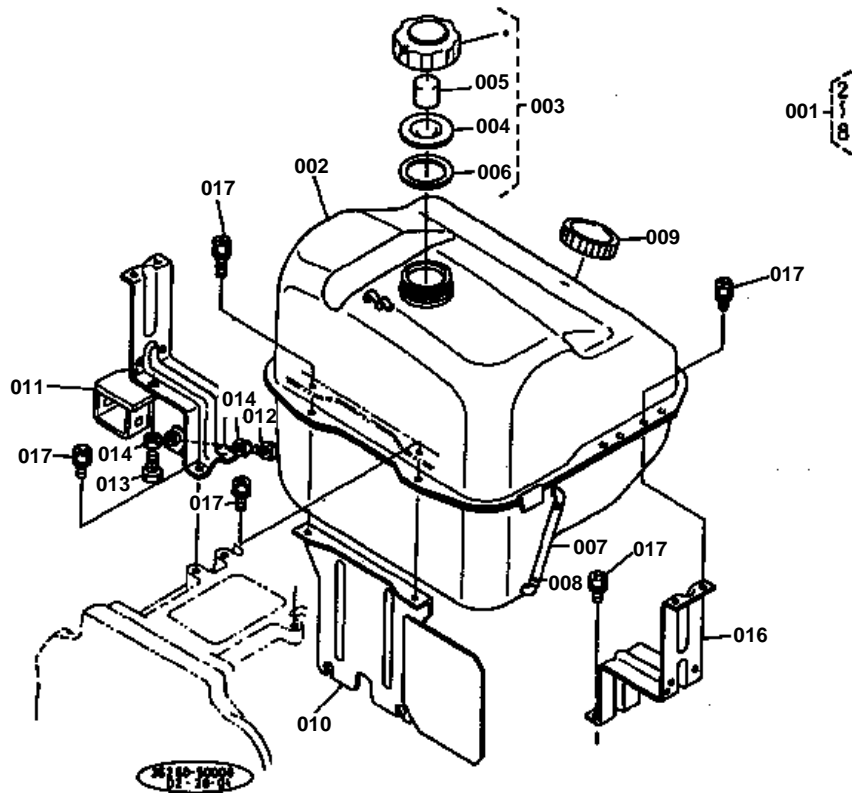


# WIRING DIAGRAM

↔ Interchangeable; ≠ not interchangeable; ← new for old; → old for new

REF.No	Part No.	Description	Q'ty	S.No.	I/C	REMARKS	Weight (kgf)	Weight (lb)
001	35260-34402	ASSY WIRE HARNESS	1				0	0
002	35260-34410	WIRE HARNESS 1	1				0.4	0.88
003	35260-34320	WIRE HARNESS 2	1				0.17	0.374
004	35110-34330	WIRE HARNESS 3	1				0.035	0.077
005	35260-34350	WIRE HARNESS 5	1				0.13	0.286
006	35110-34350	CORD HEAD LAMP EARTH	1				0.005	0.011
007	04011-50100	WASHER PLAIN	2	≤10353		(2WD)	0.002	0.0044
007	04011-50100	WASHER PLAIN	2	≤10506		(4WD)	0.002	0.0044
008	35260-34370	CORD EARTH	2	≤10353		(2WD)	0.003	0.0066
008	35260-34370	CORD EARTH	2	≤10506		(4WD)	0.003	0.0066
009	37150-34460	CLAMP CORD	4				0.03	0.066
010	34150-29390	CLAMP CORD	2	≤10353		(2WD)	0.004	0.0088
010	34150-29390	CLAMP CORD	2	≤10506		(4WD)	0.004	0.0088
011	37150-34470	CLAMP CORD	1				0.004	0.0088
012	32240-34482	CLAMP CORD 1	2				0.008	0.0176
013	32240-34490	CLAMP CORD 2	5				0.003	0.0066
014	34150-29390	CLAMP CORD	1				0.004	0.0088
015	37150-34480	CLAMP CORD	1				0.06	0.132
016	01123-50814	BOLT	1				0	0
017	01222-50812	BOLT	3				0.009	0.0198
018	04512-50080	WASHER SPRING	3				0	0

# FUEL TANK



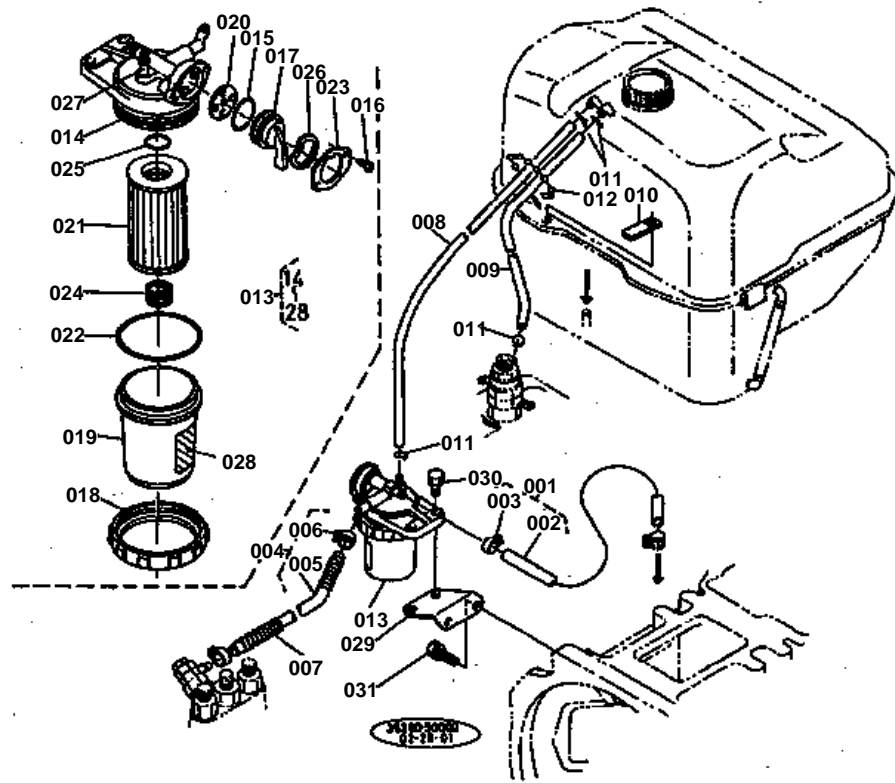
**FUEL TANK**

↔ Interchangeable; ≠ not interchangeable; ← new for old; → old for new

REF.No	Part No.	Description	Q'ty	S.No.	I/C	REMARKS	Weight (kgf)	Weight (lb)
001	35260-35100	ASSY TANK FUEL	1				6.9	15.18
002	99999-99999	BLANK	1			ORDER BY REF.No.001	0	0
003	38240-35200	ASSY CAP	1				0.06	0.132
004	99999-99999	BLANK	1			ORDER BY REF.No.003	0	0
005	99999-99999	BLANK	1			ORDER BY REF.No.003	0	0
006	99999-99999	BLANK	1			ORDER BY REF.No.003	0	0
007	34150-35470	GAUGE FUEL	1				0	0
008	10013-41770	CLIP PIPE	2				0.005	0.011
009	37300-35550	BUSH FUEL	1				0.014	0.0308
010	35260-35270	SUPPORT FUEL TANK	1				0.8	1.76
011	35260-35280	STAY FUEL TANK RH	1				0.845	1.859
012	01152-50835	BOLT	1				0.015	0.033
013	01152-50830	BOLT	1				0.014	0.0308
014	02112-50080	NUT	2				0.003	0.0066
015	99999-99999	BLANK	0				0	0
016	37150-35290	STAY FUEL TANK LH	1				0.38	0.836
017	01202-50816	BOLT	10				0.012	0.0264



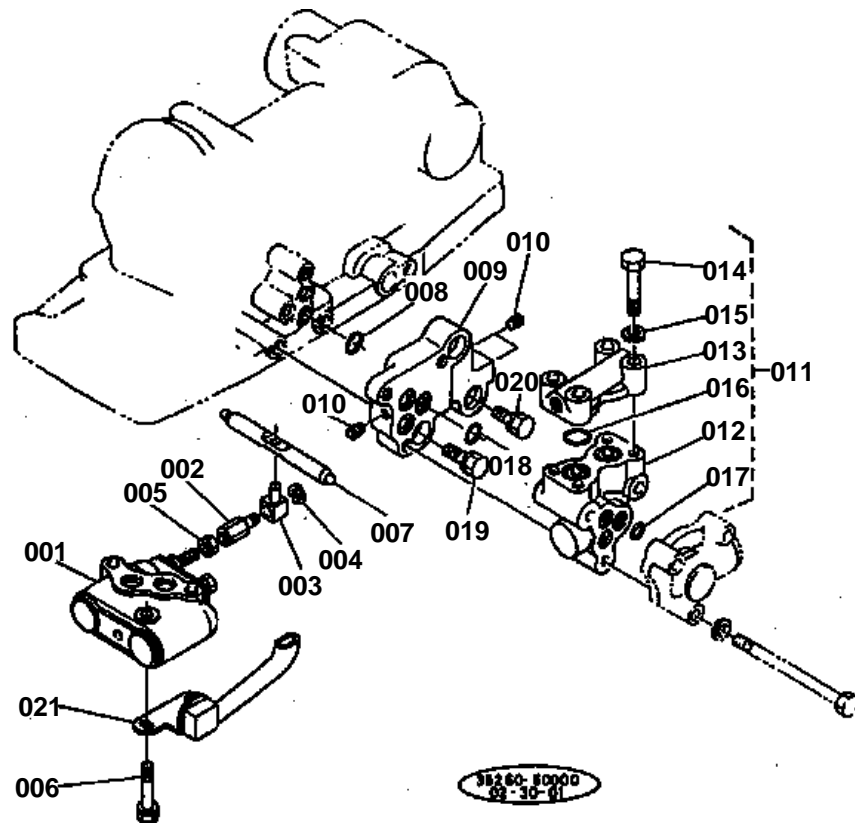
# FUEL FILTER



**FUEL FILTER**

↔ Interchangeable; ≠ not interchangeable; ← new for old; → old for new

REF.No	Part No.	Description	Q'ty	S.No.	I/C	REMARKS	Weight (kgf)	Weight (lb)
001	35260-35502	ASSY PIPE FUEL 1	1				0	0
002	99999-99999	BLANK	1			ORDER BY REF.No.001	0	0
003	14301-42750	CLIP PIPE	2				0.005	0.011
004	34200-35530	ASSY PIPE FUEL 2	1				0.055	0.121
005	99999-99999	BLANK	1			ORDER BY REF.No.004	0	0
006	14301-42750	CLIP PIPE	2				0.005	0.011
007	67111-58320	SPRING PIPE	1				0.02	0.044
008	35260-35540	PIPE FUEL 3	1				0.03	0.066
009	35260-35550	PIPE FUEL 5	1				0.015	0.033
010	32240-34490	CLAMP CORD	1				0.003	0.0066
011	10244-42320	CLIP PIPE	4				0.001	0.0022
012	34350-29380	BAND CORD	1				0.001	0.0022
013	15575-43010	ASSY FILTER FUEL	1				0	0
014	15575-43110	ASSY BODY	1				0.18	0.396
015	04811-10290	O RING	1				0.001	0.0022
016	15521-93310	SCREW WITH WASHER	2				0	0
017	15221-43520	HANDLE FILTER	1				0	0
018	15521-43150	RING RETAINER	1				0.14	0.308
019	15521-43130	POT FILTER	1				0.1	0.22
020	15521-43672	GASKET	1				0.001	0.0022
021	15521-43160	ELEMENT FILTER	1				0.07	0.154
022	04811-50650	O RING	1				0.002	0.0044
023	15521-43552	RETAINER HANDLE	1				0.01	0.022
024	15521-43930	SPRING	1				0.004	0.0088
025	04811-00160	O RING	1				0.001	0.0022
026	15521-43542	PLATE THRUST	1				0.001	0.0022
027	15521-43282	JOINT	1				0.005	0.011
028	19271-87210	LABEL	1				0.001	0.0022
029	35260-35810	BRACKET FILTER	1				0.12	0.264
030	01120-50825	BOLT	2				0	0
031	01120-50816	BOLT	2				0	0

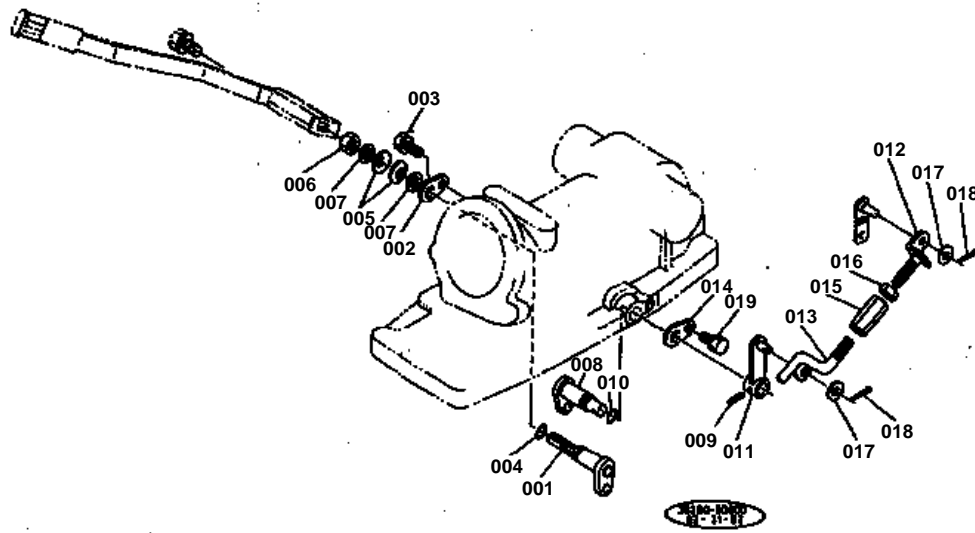




# OIL HYDRAULIC SYSTEM 1

↔ Interchangeable; ≠ not interchangeable; ← new for old; → old for new

REF.No	Part No.	Description	Q'ty	S.No.	I/C	REMARKS	Weight (kgf)	Weight (lb)
001	38240-39140	VALVE CONTROL	1				0	0
002	38240-36410	JOINT SPOOL 1	1				0.035	0.077
003	37150-36420	JOINT SPOOL 2	1				0.02	0.044
004	04613-00060	CIR-CLIP EXTERNAL	1				0	0
005	02112-50080	NUT	1				0.003	0.0066
006	01123-50850	BOLT	3				0.02	0.044
007	38240-36430	LEVER SPOOL DRIVE	1				0.065	0.143
008	04810-00100	O RING	3				0.001	0.0022
009	35260-36700	SPACER	1				0.77	1.694
010	06312-10010	PLUG	3				0.007	0.0154
011	35300-36700	ASSY BLOCK OIL PRESS	1				2	4.4
012	35300-36710	BLOCK OIL PRESSURE	1				1.6	3.52
013	35300-36720	COVER OIL PRESSURE B	1				0.385	0.847
014	01153-50840	BOLT	4				0.018	0.0396
015	04512-50080	WASHER SPRING	4				0	0
016	04810-00200	O RING	2				0.001	0.0022
017	04810-00120	O RING	3				0.001	0.0022
018	04810-00120	O RING	3				0.001	0.0022
019	01120-50825	BOLT	2				0	0
020	01120-50822	BOLT	1				0	0
021	38240-39160	PIPE	1				0.135	0.297



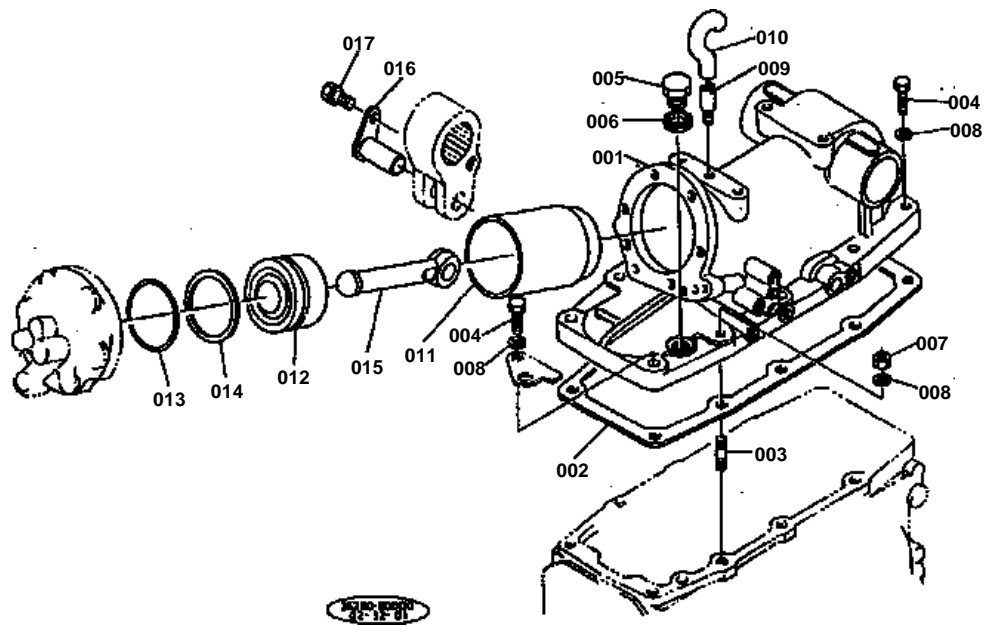


## OIL HYDRAULIC SYSTEM 2

↔ Interchangeable; ≠ not interchangeable; ← new for old; → old for new

REF.No	Part No.	Description	Q'ty	S.No.	I/C	REMARKS	Weight (kgf)	Weight (lb)
001	38240-37650	ARM CONTROL	1				0.11	0.242
002	38240-36890	PLATE SET	1				0.013	0.0286
003	01123-50816	BOLT	1				0.011	0.0242
004	04811-00120	O RING	1				0.001	0.0022
005	34220-36880	SPRING	2				0.005	0.011
006	02174-50120	NUT	1				0.01	0.022
007	34220-36890	WASHER	2				0.006	0.0132
008	38240-37670	SHAFT LEVER	1				0.1	0.22
009	05411-00420	PIN SPRING	1				0.001	0.0022
010	04811-00120	O RING	1				0.001	0.0022
011	38240-37680	LEVER FEEDBACK	1				0.05	0.11
012	38430-37760	ROD CONTROL 1	1				0.025	0.055
013	38430-37770	ROD CONTROL 2	1				0.04	0.088
014	38240-36890	PLATE SET	1				0.013	0.0286
015	38430-37780	TURNBUCKLE	1				0.03	0.066
016	02112-50080	NUT	1				0.003	0.0066
017	04013-50080	WASHER PLAIN	2				0	0
018	05511-50215	PIN SPRIT	2				0.001	0.0022
019	01123-50816	BOLT	1				0.011	0.0242

# OIL HYDRAULIC CYLINDER



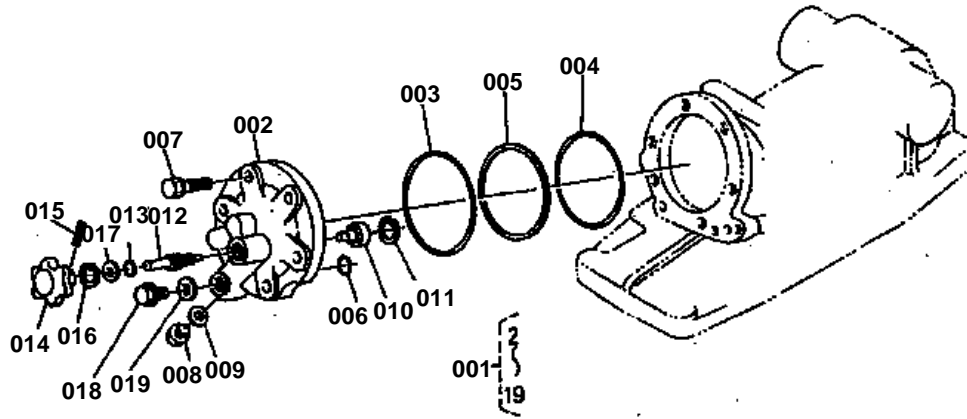


# OIL HYDRAULIC CYLINDER

↔ Interchangeable; ≠ not interchangeable; ← new for old; → old for new

REF.No	Part No.	Description	Q'ty	S.No.	I/C	REMARKS	Weight (kgf)	Weight (lb)
001	35260-37110	CYLINDER O/P	1				18	39.6
002	37150-37120	GASKET	1				0	0
003	01574-51240	STUD	2				0	0
004	01173-51245	BOLT	8				0.049	0.1078
005	06311-35030	PLUG	1				0.058	0.1276
006	04717-01700	WASHER SEAL	1				0.003	0.0066
007	02176-50120	NUT	2				0.01	0.022
008	04512-50120	WASHER SPRING	10				0	0
009	36200-21610	BREATHER 1	1				0.008	0.0176
010	36200-21620	BREATHER 2	1				0.006	0.0132
011	38240-37130	LINER CYLINDER	1				1.36	2.992
012	38240-37310	PISTON OIL PRESSURE	1				1.29	2.838
013	04811-00700	O RING	1				0.008	0.0176
014	32240-37330	RING BACK UP	1				0.005	0.011
015	37300-37320	ROD OIL PRESSURE	1				0.5	1.1
016	32240-37340	PIN SET	1				0.2	0.44
017	01130-51018	BOLT	1				0	0





11340 30000  
19 32 01

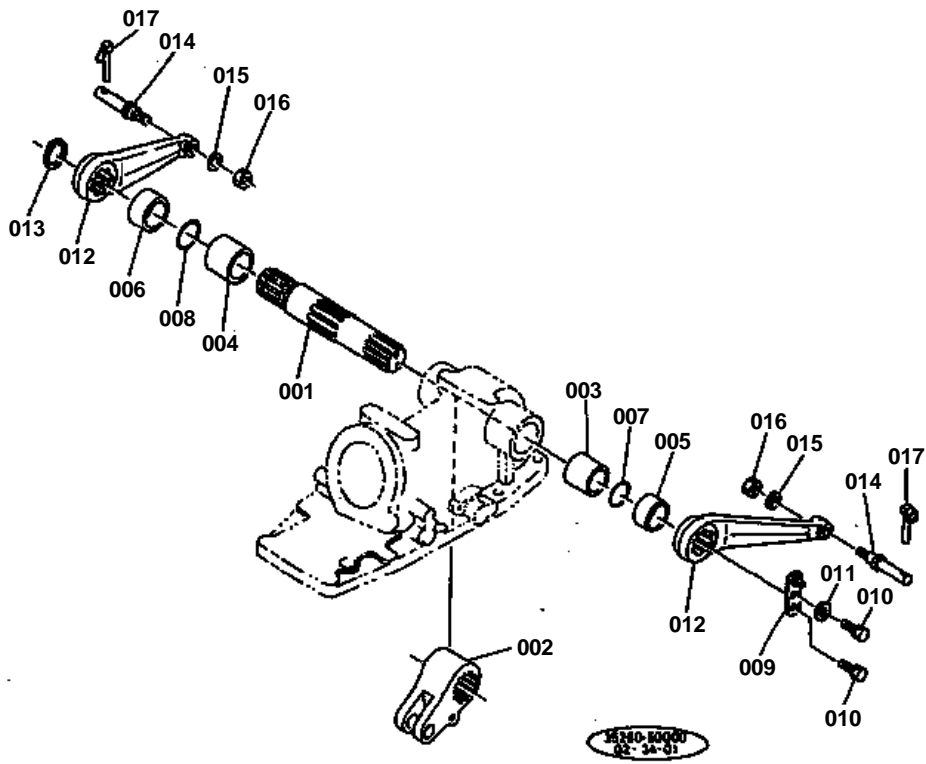


# OIL HYDRAULIC CYLINDER COVER

↔ Interchangeable; ≠ not interchangeable; ← new for old; → old for new

REF.No	Part No.	Description	Q'ty	S.No.	I/C	REMARKS	Weight (kgf)	Weight (lb)
001	35260-37200	ASSY COVER O/P CYL.F	1				3	6.6
002	38270-37210	COVER O/P CYL.FRONT	1				2.5	5.5
003	04811-10950	O RING	1				0.002	0.0044
004	04810-50750	O RING	1				0.003	0.0066
005	32240-37260	RING BACK UP	1				0.002	0.0044
006	04810-00140	O RING	1				0.001	0.0022
007	01133-51038	BOLT	6				0.03	0.066
008	37150-36740	PLUG	1				0.025	0.055
009	04724-00100	GASKET	1				0.001	0.0022
010	38240-37250	COLLAR ADJUSTING	1				0.01	0.022
011	04611-00160	CIR-CLIP INTERNAL	1				0.001	0.0022
012	38240-37220	SHAFT O/P ADJ	1				0.025	0.055
013	04810-00100	O RING	1				0.001	0.0022
014	34150-37230	GRIP	1				0.04	0.088
015	05411-00418	PIN SPRING	1				0.001	0.0022
016	34150-37260	CIR-CLIP INTERNAL	1				0.001	0.0022
017	04012-50080	WASHER PLAIN	1				0.001	0.0022
018	37150-36730	PLUG	1				0.03	0.066
019	04714-00200	GASKET	1				0.002	0.0044

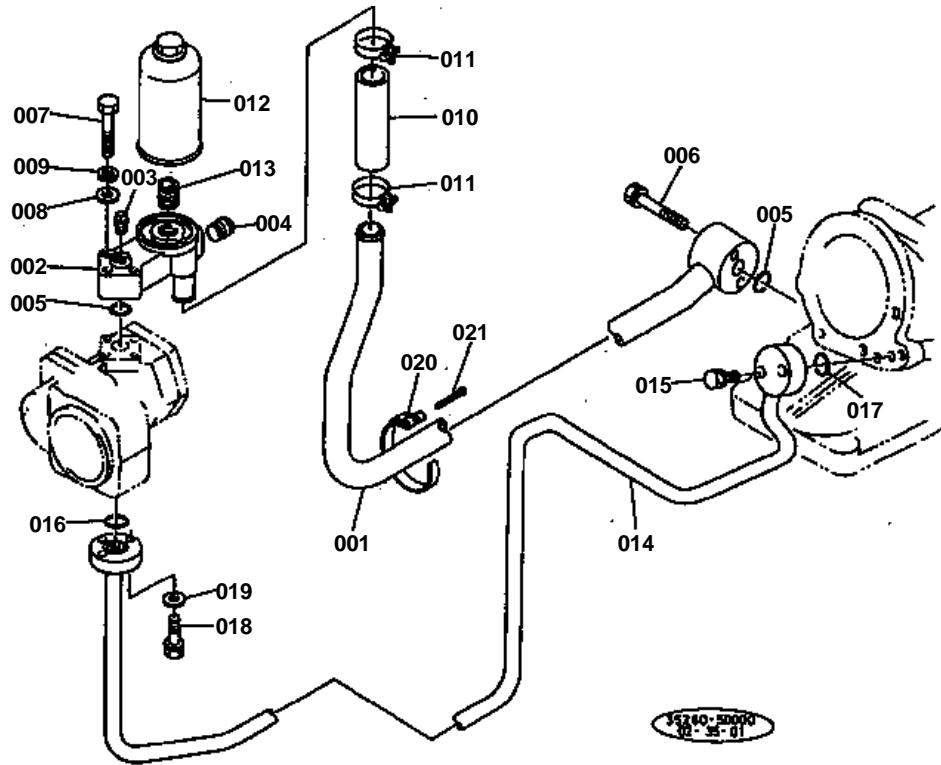
LIFT ARM



**LIFT ARM**

↔ Interchangeable; ≠ not interchangeable; ← new for old; → old for new

REF.No	Part No.	Description	Q'ty	S.No.	I/C	REMARKS	Weight (kgf)	Weight (lb)
001	38240-37430	SHAFT O/P ARM	1				3.25	7.15
002	37220-37440	ARM OIL PRESSURE	1				1.71	3.762
003	32240-37450	BUSH	1				0	0
004	32240-37460	BUSH	1				0	0
005	37300-37480	COLLAR	1				0.01	0.022
006	37300-37490	COLLAR	1				0.01	0.022
007	04811-50450	O RING	1				0.002	0.0044
008	04811-50500	O RING	1				0.001	0.0022
009	38240-37660	LINK CONTROL	1				0.045	0.099
010	01123-50816	BOLT	2				0.011	0.0242
011	04013-50080	WASHER PLAIN	1				0	0
012	38240-37613	ARM LIFT	2				2.1	4.62
013	04612-00450	CIR-CLIP EXTERNAL	1				0.007	0.0154
014	32240-37695	PIN LIFT ROD	2				0.2	0.44
015	04512-50160	WASHER SPRING	2				0	0
016	02174-50160	NUT	2				0.022	0.0484
017	34150-37640	PIN SET	2				0.06	0.132



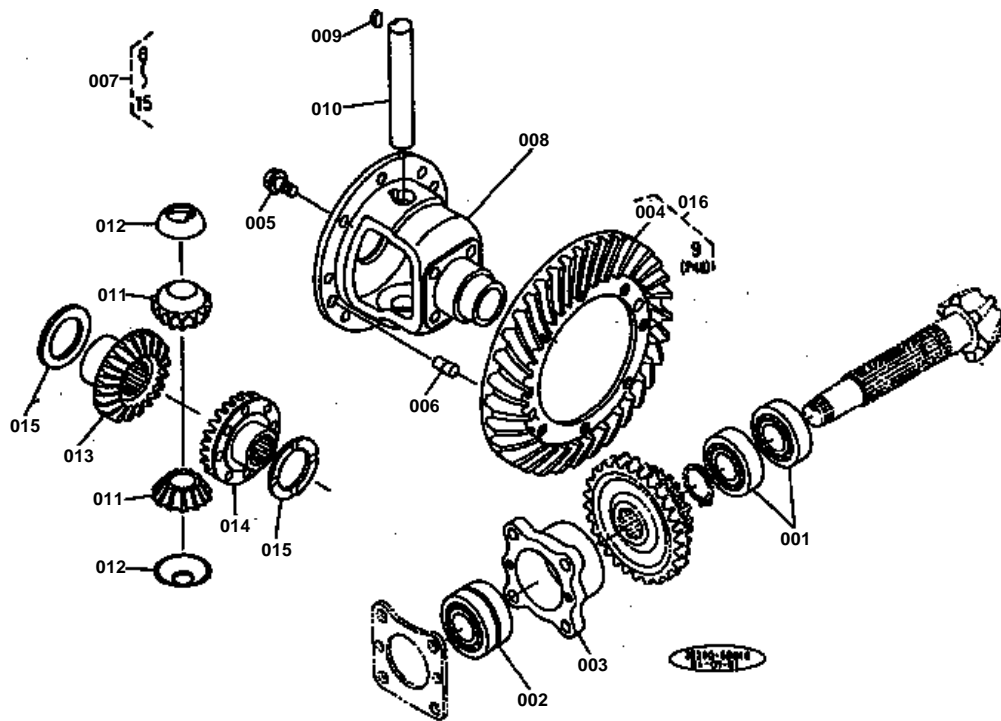


# OIL HYDRAULIC PIPING

↔ Interchangeable; ≠ not interchangeable; ← new for old; → old for new

REF.No	Part No.	Description	Q'ty	S.No.	I/C	REMARKS	Weight (kgf)	Weight (lb)
001	35260-38120	ASSY PIPE INLET	1				1.6	3.52
002	38240-37720	COVER FILTER	1				0.405	0.891
003	06312-10010	PLUG	1				0.007	0.0154
004	06312-10030	PLUG	1				0.029	0.0638
005	04811-00200	O RING	2				0.001	0.0022
006	01123-50850	BOLT	2				0.02	0.044
007	01053-50645	BOLT	3				0.012	0.0264
008	04013-50060	WASHER PLAIN	3				0	0
009	04512-50060	WASHER SPRING	3				0	0
010	38240-37740	PIPE RUBBER	1				0.065	0.143
011	34350-37780	CLAMP	2				0.02	0.044
012	38430-37710	CARTRIDGE OIL FILTER	1				0.42	0.924
013	38240-37780	JOINT	1				0.03	0.066
014	35260-38210	ASSY PIPE DELIVERY	1				0.975	2.145
015	01123-50830	BOLT	2				0.015	0.033
016	04810-00200	O RING	1				0.001	0.0022
017	04810-00120	O RING	1				0.001	0.0022
018	01023-50625	BOLT	3				0.007	0.0154
019	04013-50060	WASHER PLAIN	3				0	0
020	33251-82760	BAND O/P PIPE	2				0.016	0.0352
021	33430-82760	PIN	2				0.004	0.0088

# DIFFERENTIAL SYSTEM



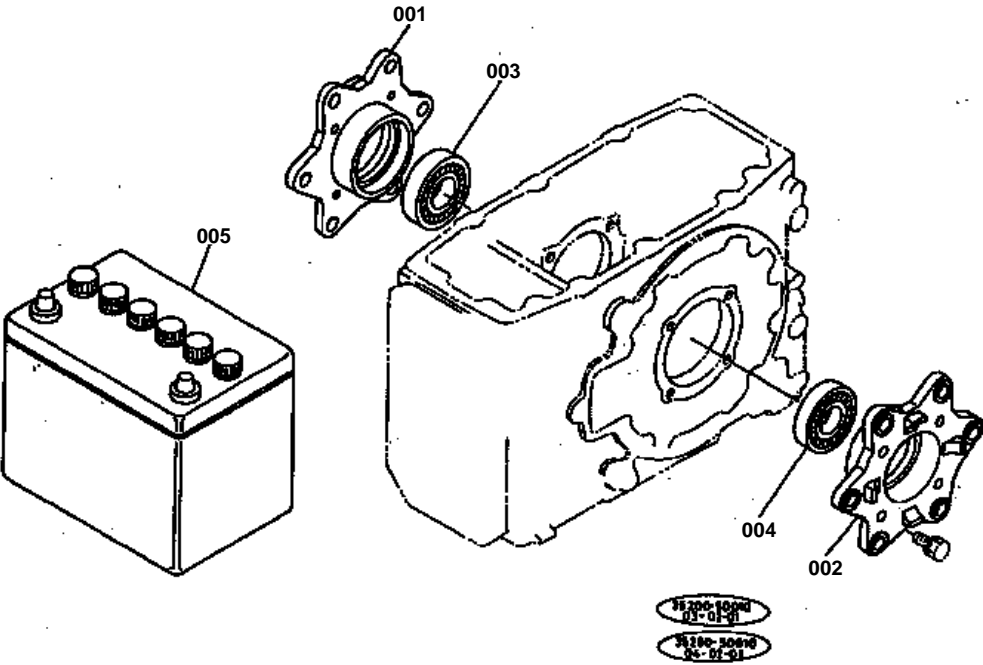


## DIFFERENTIAL SYSTEM

↔ Interchangeable; ≠ not interchangeable; ← new for old; → old for new

REF.No	Part No.	Description	Q'ty	S.No.	I/C	REMARKS	Weight (kgf)	Weight (lb)
001	08641-00306	BEARING ROLLER	2				0.37	0.814
002	08710-00006	BEARING TAPER ROLLER	1				0	0
003	37300-22150	CASE BEARING	1				0.56	1.232
004	99999-99999	BLANK	1			ORDER BY REF.No.016	0	0
005	37800-43870	BOLT	8				0.026	0.0572
006	37300-28170	PIN STRAIGHT	2				0.025	0.055
007	35200-26100	ASSY DIFFERENTIAL	1				4.4	9.68
008	35200-26510	CASE DIFFERENTIAL	1				3.2	7.04
009	31220-26280	KEY FEATHER	1				0.005	0.011
010	35200-26340	SHAFT DIFF PINION	1				0.405	0.891
011	35200-26350	PINION DIFFERENTIAL	2				0.145	0.319
012	35200-26390	WASHER DIFF PINION	2				0.02	0.044
013	38440-44980	GEAR DIFF SIDE RH	1				0	0
014	38180-26440	GEAR DIFF SIDE LH	1				0.61	1.342
015	31220-26480	WASHER	2				0.015	0.033
015	31220-26493	WASHER	2				0	0
015	37150-26480	WASHER	2				0.016	0.0352
015	35260-26480	WASHER	2				0.01	0.022
016	35260-22100	ASSY GEAR SPIRAL BEV	1				5	11





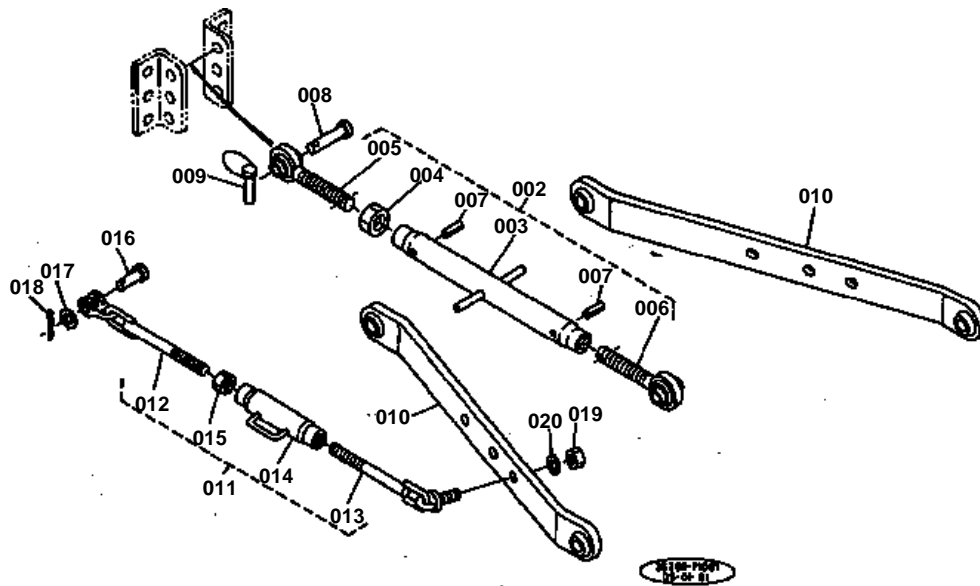


# DIFF BEARING CASE

↔ Interchangeable; ≠ not interchangeable; ← new for old; → old for new

REF.No	Part No.	Description	Q'ty	S.No.	I/C	REMARKS	Weight (kgf)	Weight (lb)
001	35260-26550	CASE BEARING RH	1				1.6	3.52
002	35260-26560	CASE BEARING LH	1				1.9	4.18
003	08711-30210	BEARING TAPER ROLLER	1				0.528	1.1616
004	08711-30208	BEARING TAPER ROLLER	1				0.44	0.968
005	35260-33200	DRY BATTERY	1				14.2	31.24

3-POINT LINK 1

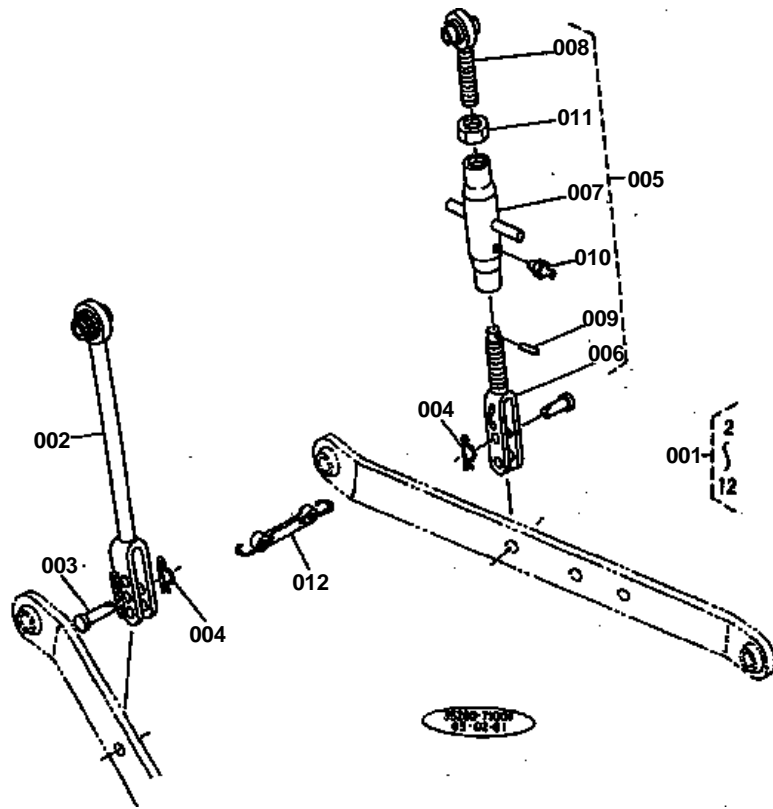




### 3-POINT LINK 1

↔ Interchangeable; ≠ not interchangeable; ← new for old; → old for new

REF.No	Part No.	Description	Q'ty	S.No.	I/C	REMARKS	Weight (kgf)	Weight (lb)
001	35260-71000	ASSY 3-POINT LINKAGE	1				0	0
002	99471-22100	ASSY LINK TOP	1				2.91	6.402
003	32244-71110	LINK TOP	1				1.01	2.222
004	32244-71180	NUT TOP LINK	1				0.057	0.1254
005	35210-71210	JOINT TOP LINK RH	1				0.985	2.167
006	35210-71220	JOINT TOP LINK LH	1				1	2.2
007	05411-00425	PIN SPRING	2				0.001	0.0022
008	31150-71360	PIN JOINT	2				0.166	0.3652
009	34150-37640	PIN SET	4				0.06	0.132
010	35260-71310	ASSY LINK LOWER	2				6.6	14.52
011	35260-71800	ASSY CHAIN CHECK	2				1.06	2.332
012	35260-71810	CHAIN CHECK 1	2				0.43	0.946
013	35260-71820	CHAIN CHECK 2	2				0.4	0.88
014	38187-71840	TURNBUCKLE	2				0.225	0.495
015	02052-50140	NUT	2				0.018	0.0396
016	32353-71890	PIN	2				0.041	0.0902
017	04013-50120	WASHER PLAIN	2				0	0
018	05511-50425	PIN SPLIT	2				0.003	0.0066
019	02074-50160	NUT	2				0.029	0.0638
020	04512-50160	WASHER SPRING	2				0	0

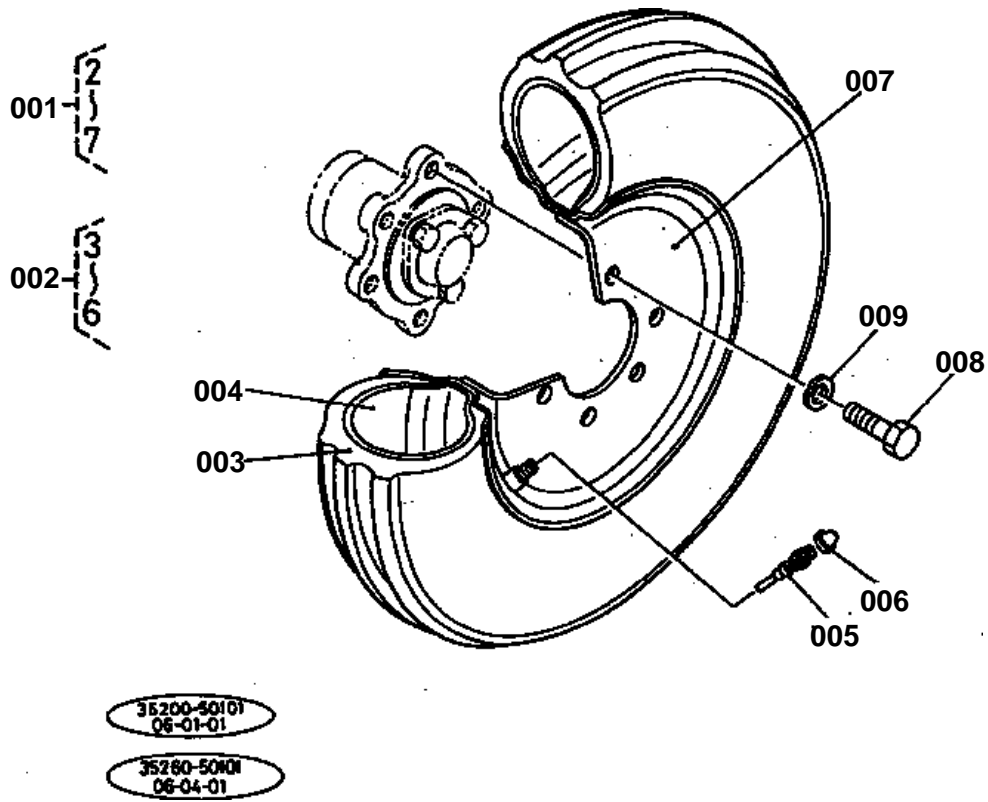




### 3-POINT LINK 2

↔ Interchangeable; ≠ not interchangeable; ← new for old; → old for new

REF.No	Part No.	Description	Q'ty	S.No.	I/C	REMARKS	Weight (kgf)	Weight (lb)
001	35260-71000	ASSY LINKAGE 3-POINT	1				0	0
002	35260-71540	ROD LIFT LH	1				1.565	3.443
003	32353-71580	PIN LIFT ROD	2				0.085	0.187
004	05515-51600	PIN SNAP	2				0.007	0.0154
005	35260-71510	ASSY ROD LIFT RH	1				2.05	4.51
006	35260-71520	ROD LIFT	1				0.8	1.76
007	35260-71530	ROD LIFT	1				0.645	1.419
008	35110-71552	ROD LIFT	1				0.575	1.265
009	05411-00320	PIN SPRING	1				0.001	0.0022
010	06613-10675	NIPPLE GREASE	1				0.003	0.0066
011	35110-71570	NUT	1				0.05	0.11
012	38187-71750	RUBBER	1				0	0

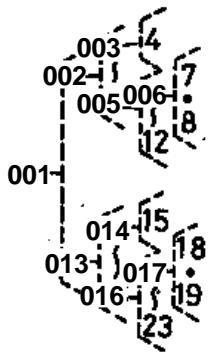


**FRONT WHEEL (5.00-15) [2WD]**


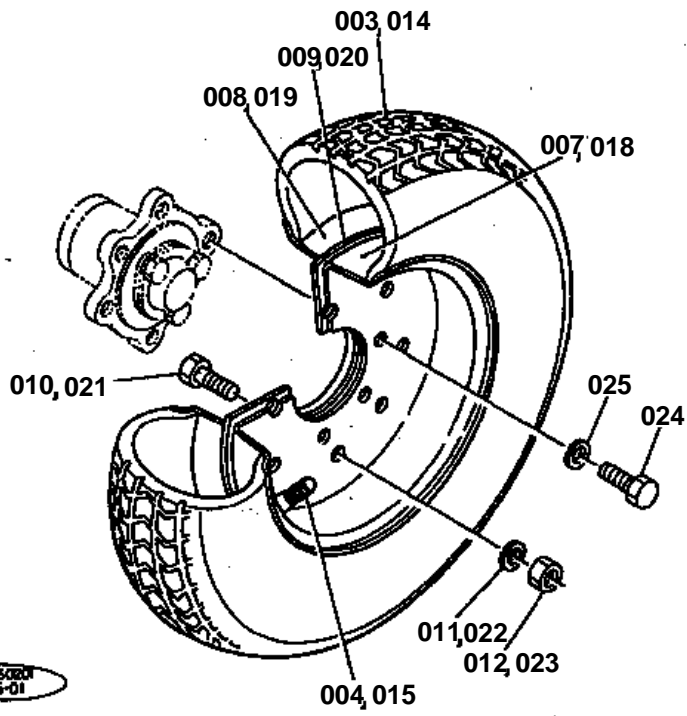
↔ Interchangeable; ≠ not interchangeable; ← new for old; → old for new

REF.No	Part No.	Description	Q'ty	S.No.	I/C	REMARKS	Weight (kgf)	Weight (lb)
001	35260-11600	ASSY FRONT WHEEL	2				15	33
002	32270-11610	ASSY TIRE	2				7.5	16.5
003	32270-11620	TIRE	2				6.3	13.86
004	32270-11630	TUBE	2				0.95	2.09
005	32270-11680	CORE VALVE	2				0.02	0.044
006	38240-11690	CAP VALVE	2				0.001	0.0022
007	35260-11640	ASSY WHEEL	2				6.5	14.3
008	01173-51425	BOLT	12				0.047	0.1034
009	04512-50140	WASHER SPRING	12				0	0





3280-5004  
06-05-01

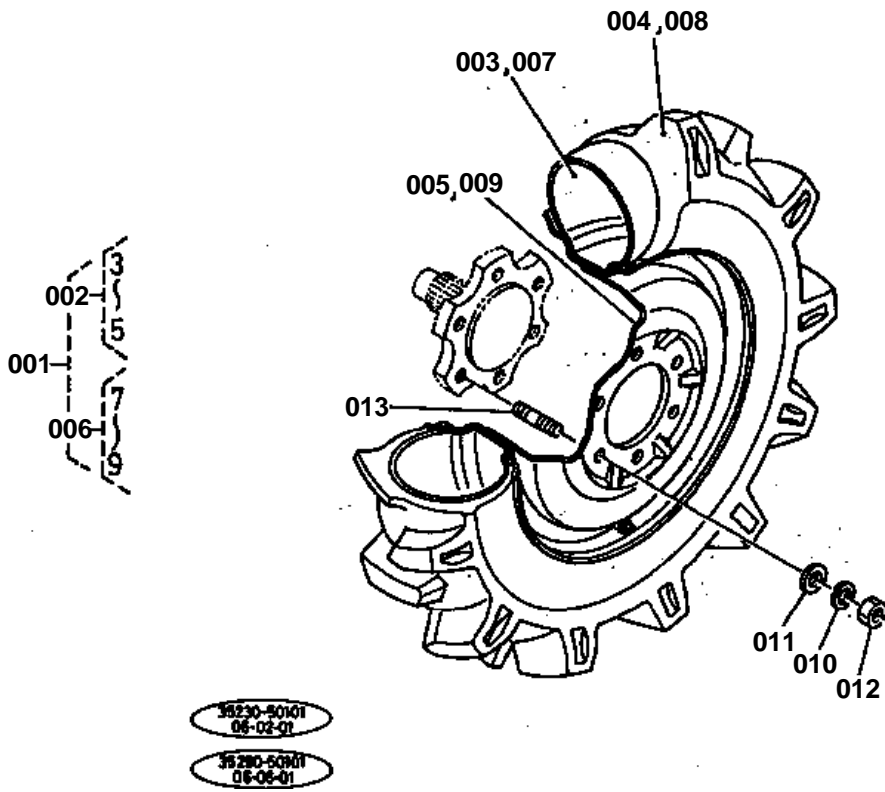




FRONT WHEEL (23X8.50-12) [L235(2WD)/L275(4WD)]

↔ Interchangeable; ≠ not interchangeable; ← new for old; → old for new

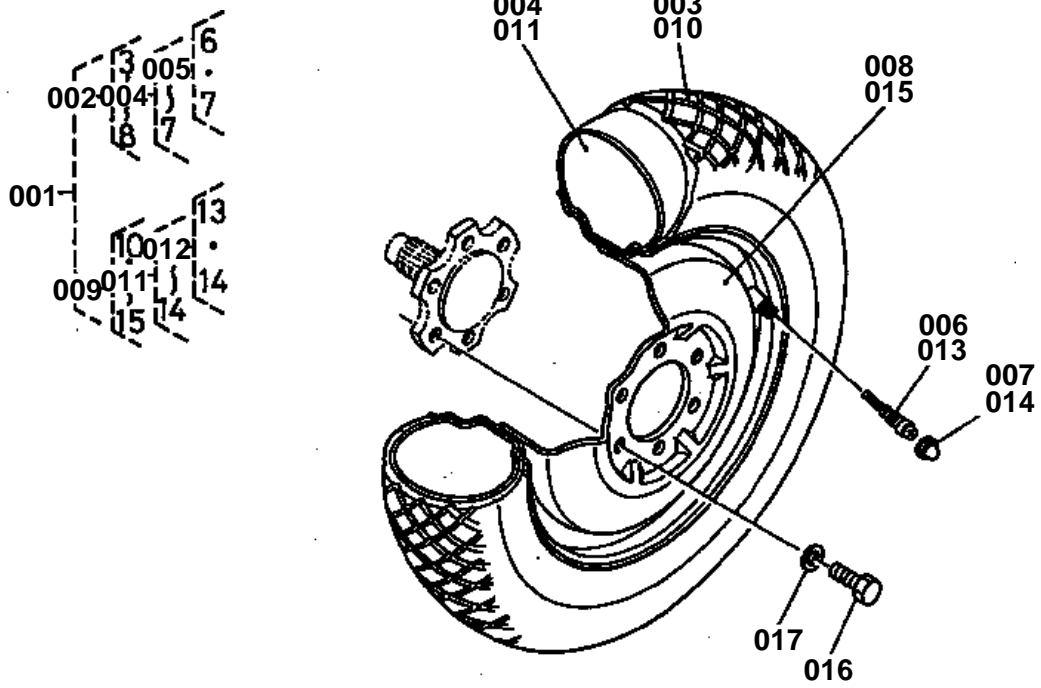
REF.No	Part No.	Description	Q'ty	S.No.	I/C	REMARKS	Weight (kgf)	Weight (lb)
001	35260-11800	ASSY FRONT WHEEL	1				34.4	75.68
001	35260-11802	ASSY FRONT WHEEL	1	>=10001			0	0
002	35260-11820	ASSY FRONT WHEEL RH	1				17	37.4
002	35260-11822	ASSY FRONT WHEEL RH	1	>=10001			0	0
003	35260-11810	TIRE	1				7.12	15.664
004	34159-11850	VALVE TIRE	1				0.013	0.0286
005	35260-11840	ASSY WHEEL	1				10	22
005	35260-11842	ASSY WHEEL	1	>=10001			0	0
006	35260-11850	WHEEL	1				7	15.4
006	35260-11852	WHEEL	1	>=10001			0	0
007	35260-11870	RIM 1	1				5.6	12.32
008	35260-11880	RIM 2	1				3.7	8.14
009	35260-11860	GASKET	1				0.065	0.143
010	01170-51022	BOLT	8				0	0
011	04512-50100	WASHER SPRING	8				0	0
012	02118-50100	NUT	8				0.005	0.011
013	35260-11830	ASSY FRONT WHEEL LH	1				17	37.4
013	35260-11832	ASSY FRONT WHEEL LH	1	>=10001			0	0
014	35260-11810	TIRE	1				7.12	15.664
015	34159-11850	VALVE TIRE	1				0.013	0.0286
016	35260-11840	ASSY WHEEL	1				10	22
017	35260-11850	WHEEL	1				7	15.4
018	35260-11870	RIM 1	1				5.6	12.32
019	35260-11880	RIM 2	1				3.7	8.14
020	35260-11860	GASKET	1				0.065	0.143
021	01170-51022	BOLT	8				0	0
022	04512-50100	WASHER SPRING	8				0	0
023	02118-50100	NUT	8				0.005	0.011
024	01173-51435	BOLT	12				0.056	0.1232
024	01173-51425	BOLT	12	>=10001			0.047	0.1034
025	04512-50140	WASHER SPRING	12				0	0



**FRONT WHEEL (7-16) [4WD]**

↔ Interchangeable; ≠ not interchangeable; ← new for old; → old for new

REF.No	Part No.	Description	Q'ty	S.No.	I/C	REMARKS	Weight (kgf)	Weight (lb)
001	35290-43700	ASSY FRONT WHEEL	1				48	105.6
002	35290-43710	ASSY FRONT WHEEL RH	1				24	52.8
003	35220-43750	TUBE	1				1.13	2.486
004	38440-43740	TIRE	1				9.66	21.252
005	35290-43730	WHEEL	1				0	0
006	35290-43720	ASSY FRONT WHEEL LH	1				23	50.6
007	35220-43750	TUBE	1				1.13	2.486
008	38440-43740	TIRE	1				9.66	21.252
009	35290-43730	WHEEL	1				0	0
010	04512-50140	WASHER SPRING	12				0	0
011	04013-50140	WASHER PLAIN	12				0	0
012	02176-50140	NUT	12				0.014	0.0308
013	01517-51425	STUD	12				0.047	0.1034

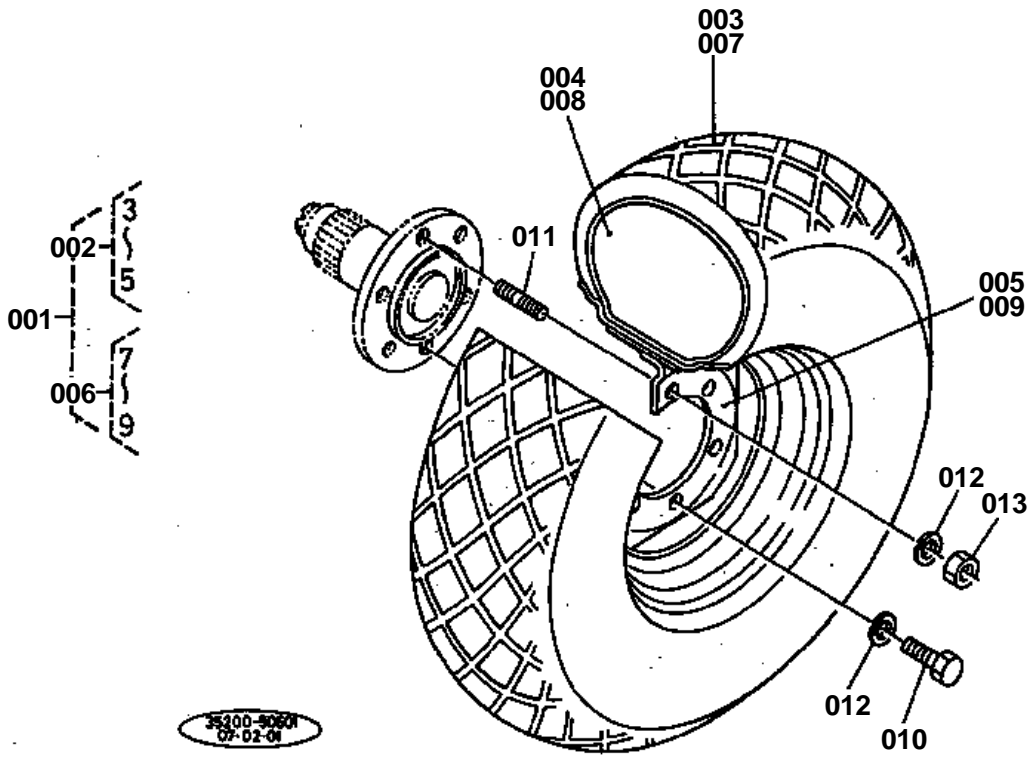


36290-9020  
06-07-01

**FRONT WHEEL (27X8.50-15) [4WD]**

↔ Interchangeable; ≠ not interchangeable; ← new for old; → old for new

REF.No	Part No.	Description	Q'ty	S.No.	I/C	REMARKS	Weight (kgf)	Weight (lb)
001	35290-11800	ASSY FRONT WHEEL	1				41	90.2
002	35290-11820	ASSY FRONT WHEEL RH	1				20	44
003	96016-51130	TIRE	1				7.7	16.94
004	96016-56120	TUBE	1				1.7	3.74
005	32150-27700	ASSY VALVE	1				0.001	0.0022
006	32270-11650	VALVE	1				0.002	0.0044
007	38240-11690	CAP VALVE	1				0.001	0.0022
008	35290-11840	ASSY WHEEL	1				0	0
009	35290-11830	ASSY FRONT WHEEL LH	1				20	44
010	96016-51130	TIRE	1				7.7	16.94
011	96016-56120	TUBE	1				1.7	3.74
012	32150-27700	ASSY VALVE	1				0.001	0.0022
013	32270-11650	VALVE	1				0.002	0.0044
014	38240-11690	CAP VALVE	1				0.001	0.0022
015	35290-11840	ASSY WHEEL	1				0	0
016	01173-51425	BOLT	12				0.047	0.1034
017	04512-50140	WASHER SPRING	12				0	0

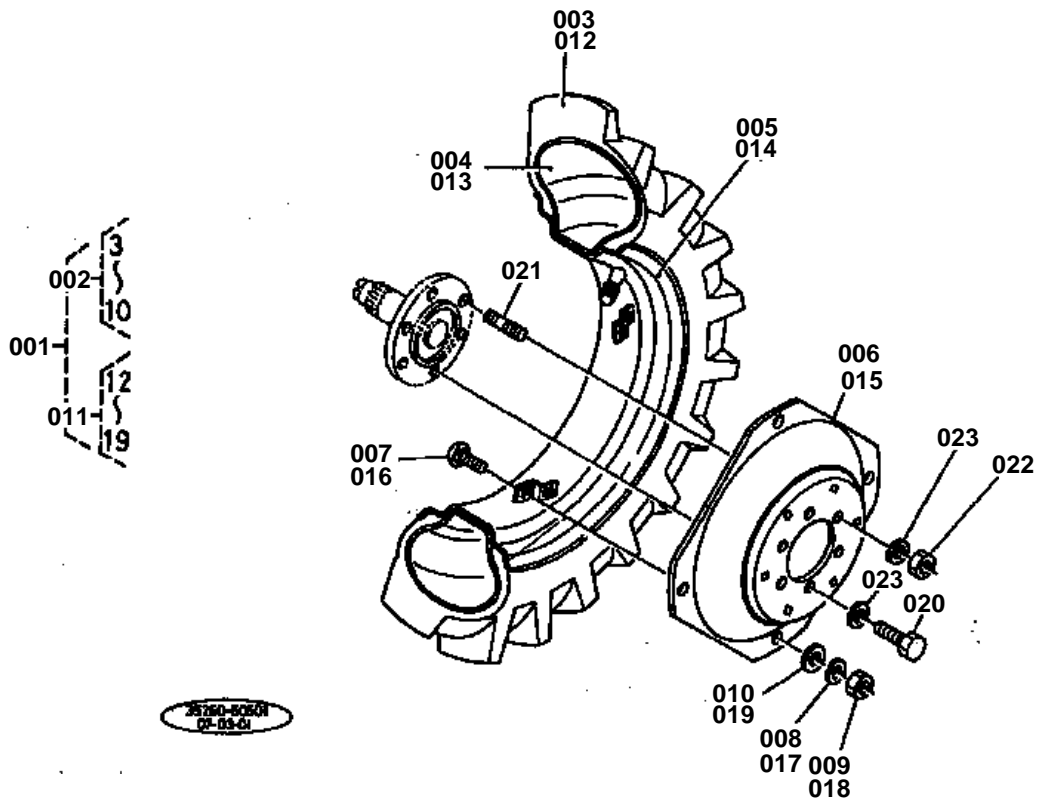


**REAR WHEEL (13.6-16)**

↔ Interchangeable; ≠ not interchangeable; ← new for old; → old for new

REF.No	Part No.	Description	Q'ty	S.No.	I/C	REMARKS	Weight (kgf)	Weight (lb)
001	35200-27602	ASSY REAR WHEEL	1				0	0
002	35200-27612	ASSY REAR WHEEL LH	1				0	0
003	99424-27110	TIRE	1				30	66
004	99424-27120	TUBE	1				3.8	8.36
005	35200-27952	WHEEL	1				0	0
006	35200-27692	ASSY REAR WHEEL RH	1				0	0
007	99424-27110	TIRE	1				30	66
008	99424-27120	TUBE	1				3.8	8.36
009	35200-27952	WHEEL	1				0	0
010	01073-51630	BOLT	8				0.079	0.1738
011	34150-27710	STUD	4				0.062	0.1364
012	04512-50160	WASHER SPRING	16				0	0
013	02074-50160	NUT	4				0.029	0.0638

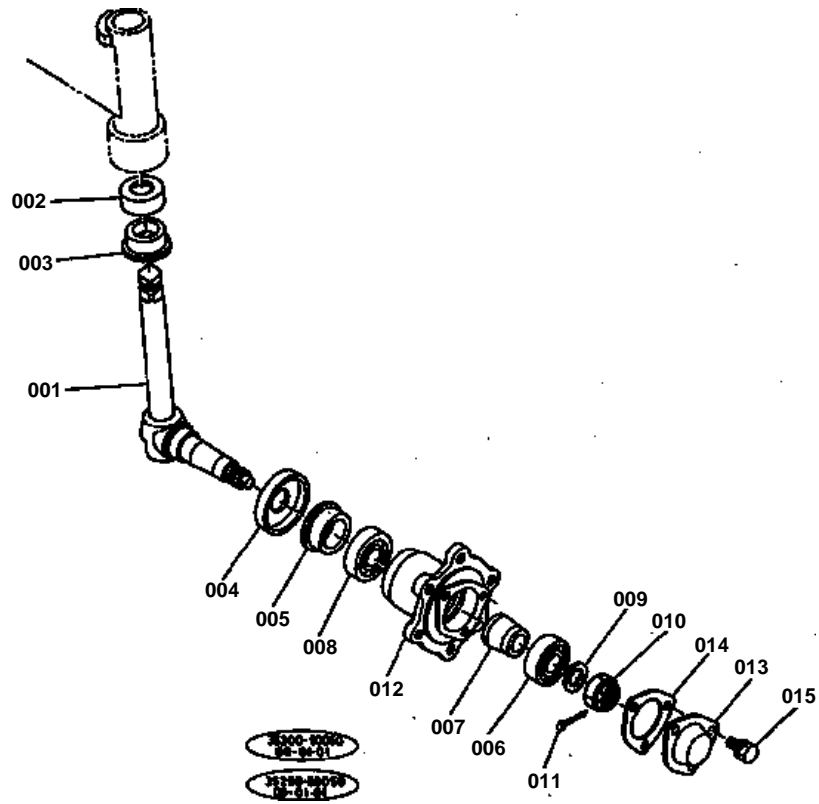




**REAR WHEEL (11.2-24)**

↔ Interchangeable; ≠ not interchangeable; ← new for old; → old for new

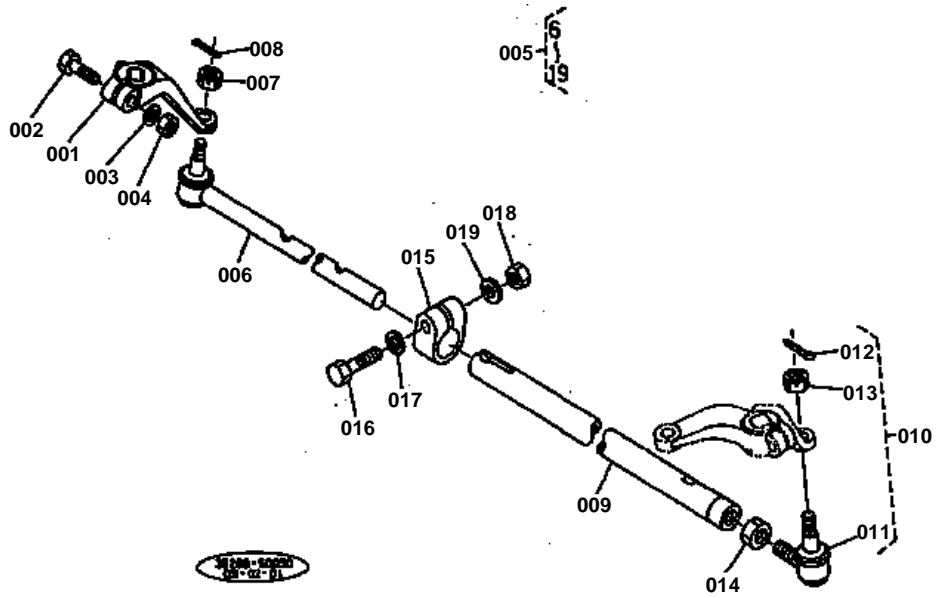
REF.No	Part No.	Description	Q'ty	S.No.	I/C	REMARKS	Weight (kgf)	Weight (lb)
001	35260-27900	ASSY REAR WHEEL	1				122	268.4
002	35260-27610	ASSY REAR WHEEL LH	1				59.7	131.34
003	35260-27620	TIRE	1				29.05	63.91
004	32240-27630	TUBE	1				0	0
005	32240-27650	RIM	1				0	0
006	34220-27660	DISK	1				0	0
007	31220-27680	BOLT	4				0.09	0.198
008	04512-50160	WASHER SPRING	4				0	0
009	02174-50160	NUT	4				0.022	0.0484
010	04011-50160	WASHER PLAIN	4				0	0
011	35260-27690	ASSY REAR WHEEL RH	1				0	0
012	35260-27620	TIRE	1				29.05	63.91
013	32240-27630	TUBE	1				0	0
014	32240-27650	RIM	1				0	0
015	34220-27660	DISK	1				0	0
016	31220-27680	BOLT	4				0.09	0.198
017	04512-50500	WASHER SPRING	4				0	0
018	02174-50160	NUT	4				0.022	0.0484
019	04011-50160	WASHER PLAIN	4				0	0
020	01073-51630	BOLT	12				0.079	0.1738
021	34150-27710	STUD	4				0.062	0.1364
022	02074-50160	NUT	4				0.029	0.0638
023	04512-50160	WASHER SPRING	16				0	0



**FRONT WHEEL HUB [2WD]**

↔ Interchangeable; ≠ not interchangeable; ← new for old; → old for new

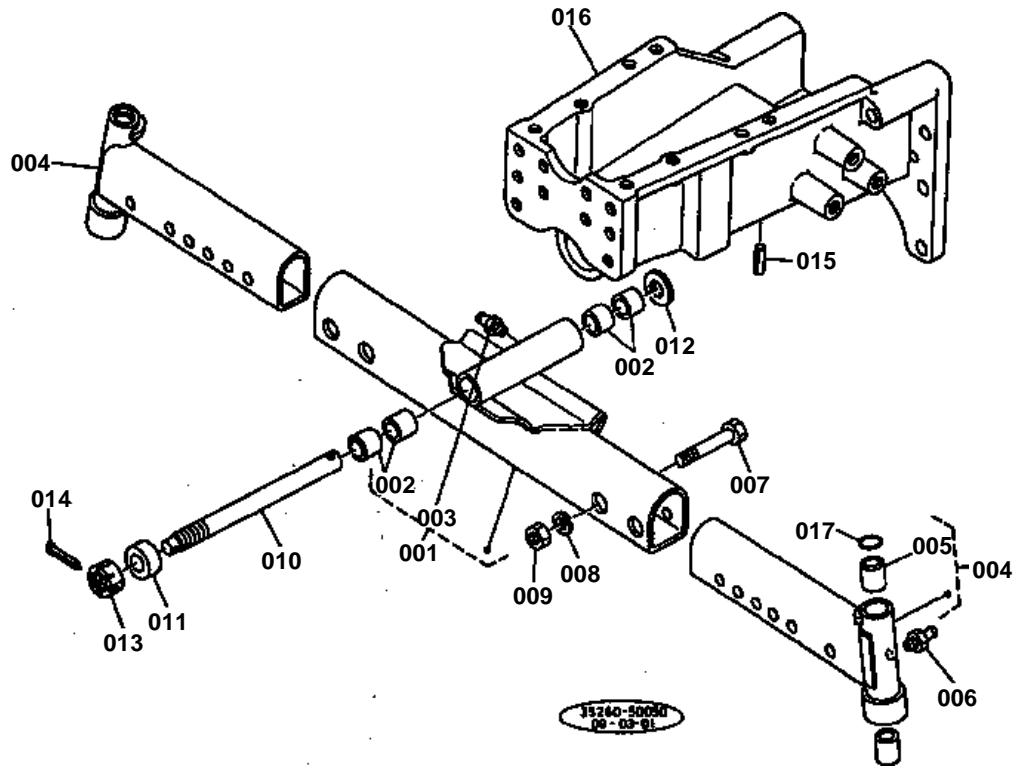
REF.No	Part No.	Description	Q'ty	S.No.	I/C	REMARKS	Weight (kgf)	Weight (lb)
001	35300-11110	ASSY KNUCKLE	2				2.7	5.94
002	32150-11510	BEARING THRUST BALL	2				0.14	0.308
003	37300-11430	SEAL OIL	2				0.05	0.11
004	32240-11480	COVER DUST	2				0.08	0.176
005	37300-11160	SEAL OIL	2				0.08	0.176
006	08101-06206	BEARING BALL	2				0.196	0.4312
007	38240-11420	SPACER	2				0.205	0.451
008	08101-06205	BEARING BALL	2				0.14	0.308
009	04011-50200	WASHER PLAIN	2				0.015	0.033
010	02372-50200	NUT SLOTTED	2				0.024	0.0528
011	05511-50435	PIN SPLIT	2				0.004	0.0088
012	35260-11310	HUB FRONT WHEEL	2				3.75	8.25
013	32240-11350	CAP FRONT WHEEL	2				0.065	0.143
014	32150-11360	GASKET	2				0	0
015	01120-50816	BOLT	6				0	0



**STEERING LINKAGE [2WD]**

↔ Interchangeable; ≠ not interchangeable; ← new for old; → old for new

REF.No	Part No.	Description	Q'ty	S.No.	I/C	REMARKS	Weight (kgf)	Weight (lb)
001	34220-11210	ARM KNUCKLE RH	1				1.3	2.86
002	32240-11270	BOLT	2				0.066	0.1452
003	04512-50120	WASHER SPRING	2				0	0
004	02174-50120	NUT	2				0.01	0.022
005	35260-12400	ASSY ROD TIE	1				2.3	5.06
006	35260-12410	ROD TIE MIDDLE	1				0.91	2.002
007	38240-12830	NUT SLOTTED	1				0.008	0.0176
008	05511-50325	PIN SPLIT	1				0.002	0.0044
009	38240-12450	ROD TIE OUTER	1				1.5	3.3
010	38440-44780	ASSY END TIE ROD RH	1				0.322	0.7084
011	99999-99999	BLANK	1			ORDER BY REF.No.010	0	0
012	05511-50325	PIN SPLIT	1				0.002	0.0044
013	38240-12830	NUT SLOTTED	1				0.008	0.0176
014	02172-50160	NUT	1				0.017	0.0374
015	38240-12470	CLAMP	1				0.065	0.143
016	38240-12480	BOLT	1				0.032	0.0704
017	04512-50100	WASHER SPRING	1				0	0
018	02176-50100	NUT	1				0.005	0.011
019	04013-50100	WASHER PLAIN	1				0	0

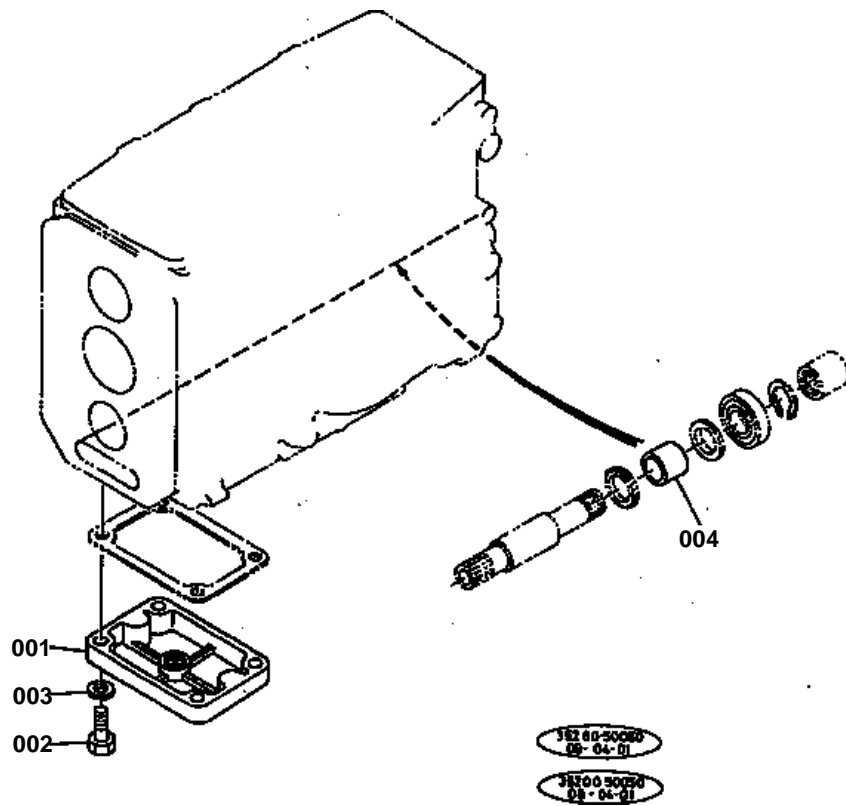


**FRONT AXLE [2WD]**

↔ Interchangeable; ≠ not interchangeable; ← new for old; → old for new

REF.No	Part No.	Description	Q'ty	S.No.	I/C	REMARKS	Weight (kgf)	Weight (lb)
001	35260-13110	AXLE FRONT MIDDLE	1				0	0
002	34150-13430	BUSH	4				0.027	0.0594
003	06613-10675	NIPPLE GREASE	1				0.003	0.0066
004	35210-13120	AXLE FRONT OUTER	2				5	11
005	32150-11530	BUSH	4				0.063	0.1386
006	06613-10010	NIPPLE GREASE	2				0.006	0.0132
007	01173-51480	BOLT	4				0.103	0.2266
008	04512-50140	WASHER SPRING	4				0	0
009	02176-50140	NUT	4				0.014	0.0308
010	37150-13410	PIN CENTER	1				0.615	1.353
011	37150-13460	COLLAR ADJUSTING	1				0.1	0.22
012	64135-35510	COLLAR	1				0.01	0.022
013	32210-13480	NUT ADJUSTING	1				0.112	0.2464
014	05511-50430	PIN SPLIT	1				0.004	0.0088
015	05411-00840	PIN SPRING	1				0.008	0.0176
016	35170-13654	BRACKET FRONT AXLE	1				16.9	37.18
017	04811-00280	O RING	2				0.002	0.0044



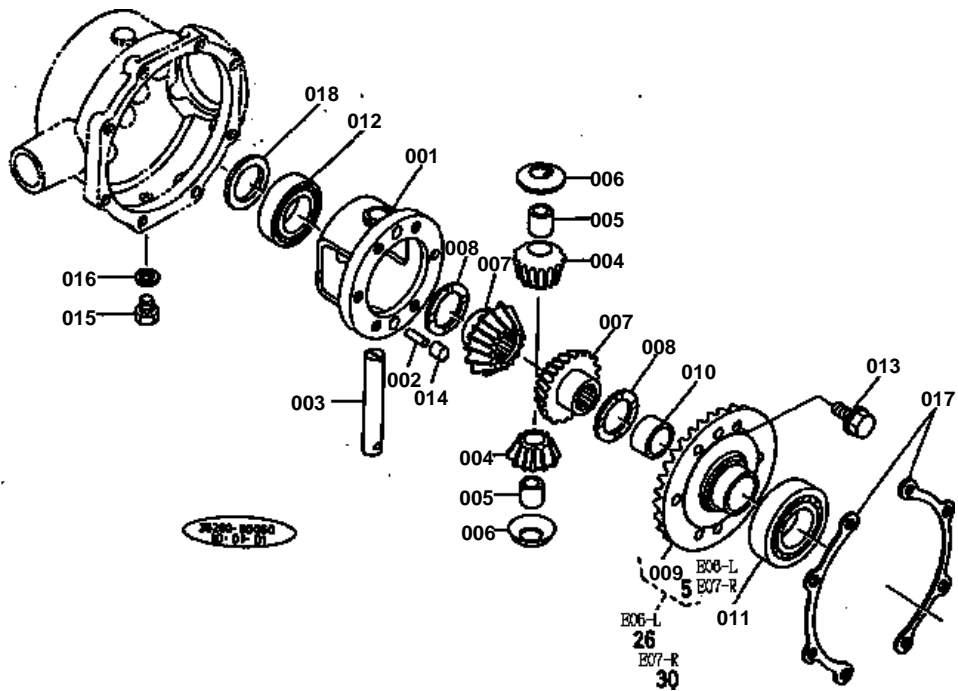




MISSION COVER [2WD]

↔ Interchangeable; ≠ not interchangeable; ← new for old; → old for new

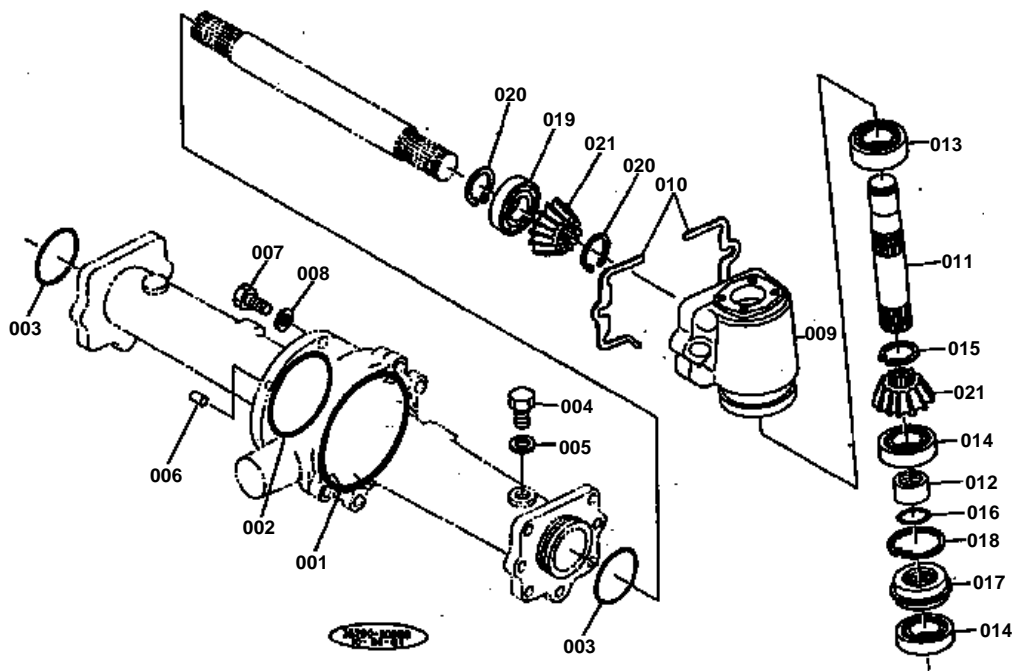
REF.No	Part No.	Description	Q'ty	S.No.	I/C	REMARKS	Weight (kgf)	Weight (lb)
001	37150-21270	COVER	1				3.6	7.92
002	01173-51235	BOLT	4				0.04	0.088
003	04512-50120	WASHER SPRING	4				0	0
004	38240-25360	COLLAR	1				0.12	0.264



**DIFFERENTIAL CASE [4WD]**

↔ Interchangeable; ≠ not interchangeable; ← new for old; → old for new

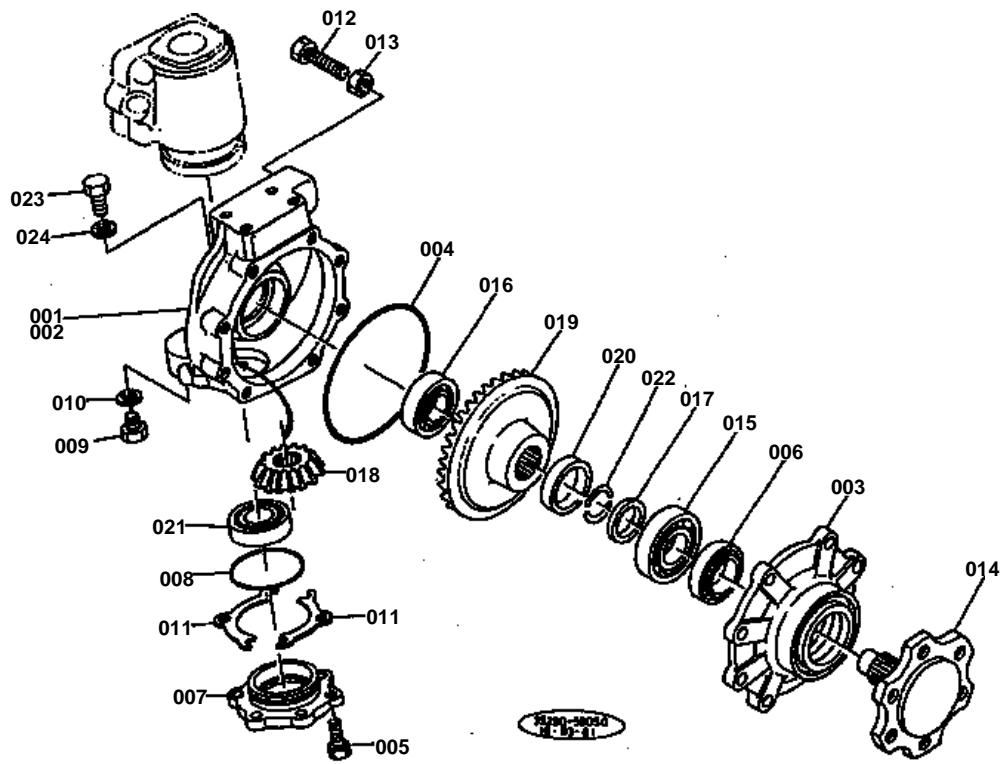
REF.No	Part No.	Description	Q'ty	S.No.	I/C	REMARKS	Weight (kgf)	Weight (lb)
001	38440-43310	CASE DIFFERENTIAL	1				2.1	4.62
002	37650-43320	PIN SNAP	1				0.01	0.022
003	37650-43330	SHAFT DIFF PINION	1				0.3	0.66
004	31220-26300	PINION DIFFERENTIAL	2				0.155	0.341
005	31220-26360	BUSH	2				0.015	0.033
006	31220-26390	WASHER DIFF PINION	2				0	0
007	38440-44980	GEAR DIFF SIDE RH	2				0	0
008	31220-26480	WASHER	2				0.015	0.033
008	31220-26490	WASHER	2				0.02	0.044
008	37150-26480	WASHER	2				0.016	0.0352
009	99999-99999	BLANK	1			ORDER BY REF.No.026 ON FIG.No.093 REF.No	0	0
010	37650-43360	BUSH	1				0.039	0.0858
011	08101-06011	BEARING BALL	1				0.376	0.8272
012	08101-06010	BEARING BALL	1				0.262	0.5764
013	37800-43870	BOLT	6				0.026	0.0572
014	38440-43880	PIN STRAIGHT	2				0	0
015	06331-35012	PLUG	1				0.022	0.0484
016	04717-01200	WASHER SEAL	1				0.002	0.0044
017	37650-43130	SHIM 0.2	4				0.005	0.011
017	37650-43160	SHIM 0.1	4				0.002	0.0044
018	37650-43140	SHIM 0.2	2				0.005	0.011
018	37650-43170	SHIM 0.1	2				0.004	0.0088



**BEVEL GEAR CASE [4WD]**

↔ Interchangeable; ≠ not interchangeable; ← new for old; → old for new

REF.No	Part No.	Description	Q'ty	S.No.	I/C	REMARKS	Weight (kgf)	Weight (lb)
001	34160-43440	O RING	1				0.005	0.011
002	04811-51300	O RING	1				0.004	0.0088
003	04811-50750	O RING	2				0.002	0.0044
004	06331-35020	PLUG	2				0.068	0.1496
005	04717-02000	WASHER SEAL	2				0.004	0.0088
006	05012-01020	PIN STRAIGHT	2				0.02	0.044
007	35250-43400	BOLT	8				0.025	0.055
008	04512-50100	WASHER SPRING	8				0	0
009	38380-43440	CASE BEVEL GEAR	2				2.9	6.38
010	37650-43450	SHIM 0.2	8				0.005	0.011
010	37650-43560	SHIM 0.1	8				0.005	0.011
011	38440-43460	SHAFT BEVEL GEAR	2				1.1	2.42
012	38440-43480	COLLAR SEAL	2				0.09	0.198
013	08101-06204	BEARING BALL	2				0.102	0.2244
014	38450-25370	BEARING BALL	4				0.2	0.44
015	04612-00300	CIR-CLIP EXTERNAL	2				0.003	0.0066
016	04811-50300	O RING	2				0.001	0.0022
017	35290-43490	SEAL OIL	2				0.09	0.198
018	04611-00620	CIR-CLIP INTERNAL	2				0.011	0.0242
019	38450-25370	BEARING BALL	2				0.2	0.44
020	04612-00300	CIR-CLIP EXTERNAL	4				0.003	0.0066
021	37720-43820	GEAR STR BEVEL 14	4				0.45	0.99



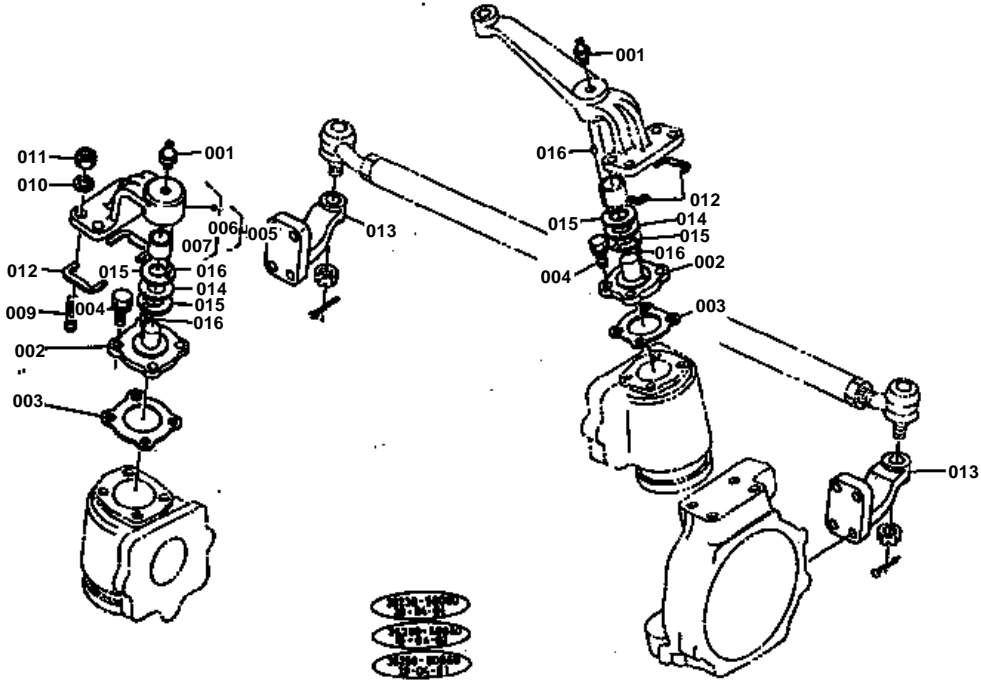
**AXLE CASE [4WD]**

↔ Interchangeable; ≠ not interchangeable; ← new for old; → old for new

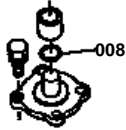
REF.No	Part No.	Description	Q'ty	S.No.	I/C	REMARKS	Weight (kgf)	Weight (lb)
001	38380-43513	CASE AXLE LH	1				7.2	15.84
002	38380-43543	CASE AXLE RH	1				6	13.2
003	37720-43520	FLANGE AXLE	2				2.5	5.5
004	37720-43550	O RING	2				0.01	0.022
005	01123-50822	BOLT	12				0.012	0.0264
006	37650-43530	SEAL OIL	2				0.062	0.1364
007	37650-43580	CASE BEARING	2				0.88	1.936
008	04811-50900	O RING	2				0.003	0.0066
009	06331-35012	PLUG	2				0.022	0.0484
010	04717-01200	WASHER SEAL	2				0.002	0.0044
011	37650-43592	SHIM 0.2	16				0	0
011	37650-43570	SHIM 0.1	4				0.004	0.0088
012	01175-51450	BOLT	2				0.072	0.1584
013	02176-50140	NUT	2				0.014	0.0308
014	35290-43610	AXLE	2				3.7	8.14
015	08101-06207	BEARING BALL	2				0.282	0.6204
016	08101-06206	BEARING BALL	2				0.196	0.4312
017	37650-43670	COLLAR THRUST	2				0.01	0.022
018	37720-43650	GEAR STR BEVEL 17	2				0.5	1.1
019	37720-43660	GEAR STR BEVEL 38	2				2.7	5.94
020	37720-43690	COLLAR	2				0.038	0.0836
021	08101-06008	BEARING BALL	2				0.19	0.418
022	37650-43680	RING	4				0	0
023	06331-35020	PLUG	2				0.068	0.1496
024	04717-02000	WASHER SEAL	2				0.004	0.0088



KNUCKLE ARM [4WD]



REF. No. ④ 6811-0080

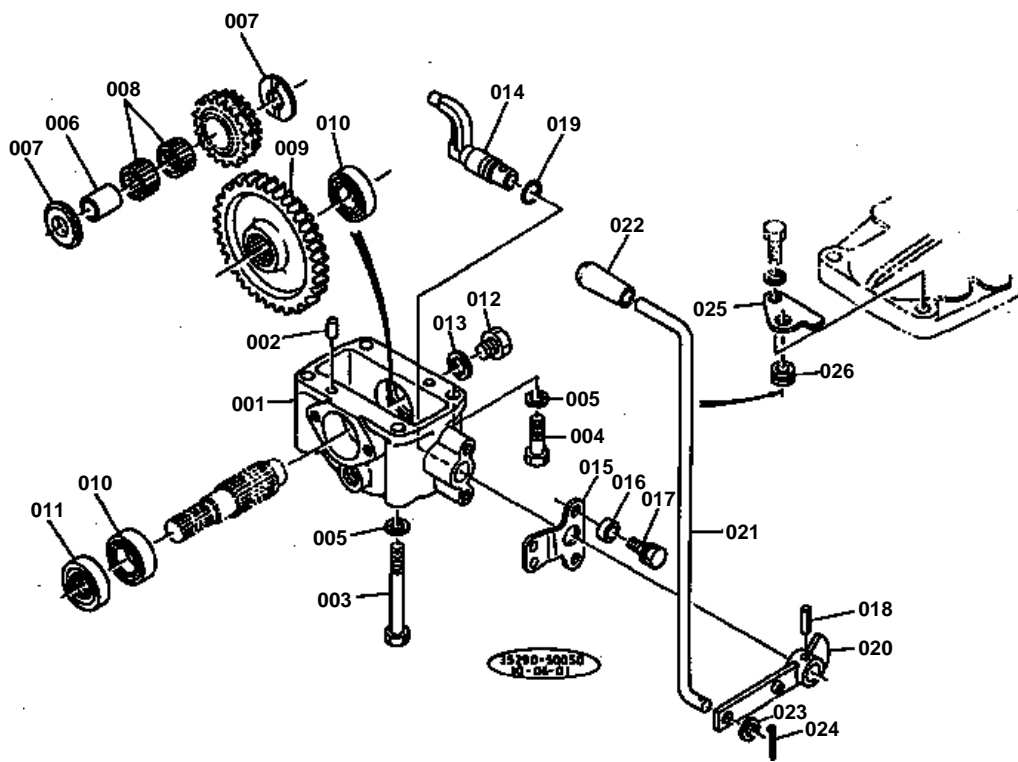


Discontinued

**KNUCKLE ARM [4WD]**

↔ Interchangeable; ≠ not interchangeable; ← new for old; → old for new

REF.No	Part No.	Description	Q'ty	S.No.	I/C	REMARKS	Weight (kgf)	Weight (lb)
001	04811-00260	O RING	1	≧10001			0.001	0.0022
001	06613-10010	NIPPLE GREASE	2	≧10001			0.006	0.0132
002	38380-43920	PIN KNUCKLE	1	≦10506			0.6	1.32
002	35290-43920	PIN KNUCKLE	1	≧10507			0.65	1.43
003	38380-43980	GASKET	2				0	0
004	01123-50822	BOLT	3				0.012	0.0264
005	38380-44060	ASSY SUPPORT KNUCKLE	1	≧10001			1.145	2.519
005	35290-44060	ASSY SUPPORT KNUCKLE	1	≧10001			0	0
006	38380-43900	SUPPORT KNUCKLE RH	1	≧10001			1.17	2.574
006	35290-43900	SUPPORT KNUCKLE RH	1	≧10001			1.29	2.838
007	37800-43890	BUSH	1	≧10001			0.035	0.077
007	35290-43890	BUSH	1	≧10001			0.03	0.066
008	04811-00260	O RING	1	≦10506			0.001	0.0022
009	01517-51028	STUD	4				0.022	0.0484
010	04512-50100	WASHER SPRING	4				0	0
011	37300-14190	NUT	4				0.009	0.0198
012	37650-43860	SHIM 0.2	20				0.001	0.0022
013	38380-43940	ARM KNUCKLE	2				0.765	1.683
014	35290-43870	WASHER	2	≧10507			0.17	0.374
015	35290-43880	WASHER	4	≧10507			0.03	0.066
016	05012-00408	PIN SPLIT	4	≧10507			0.001	0.0022

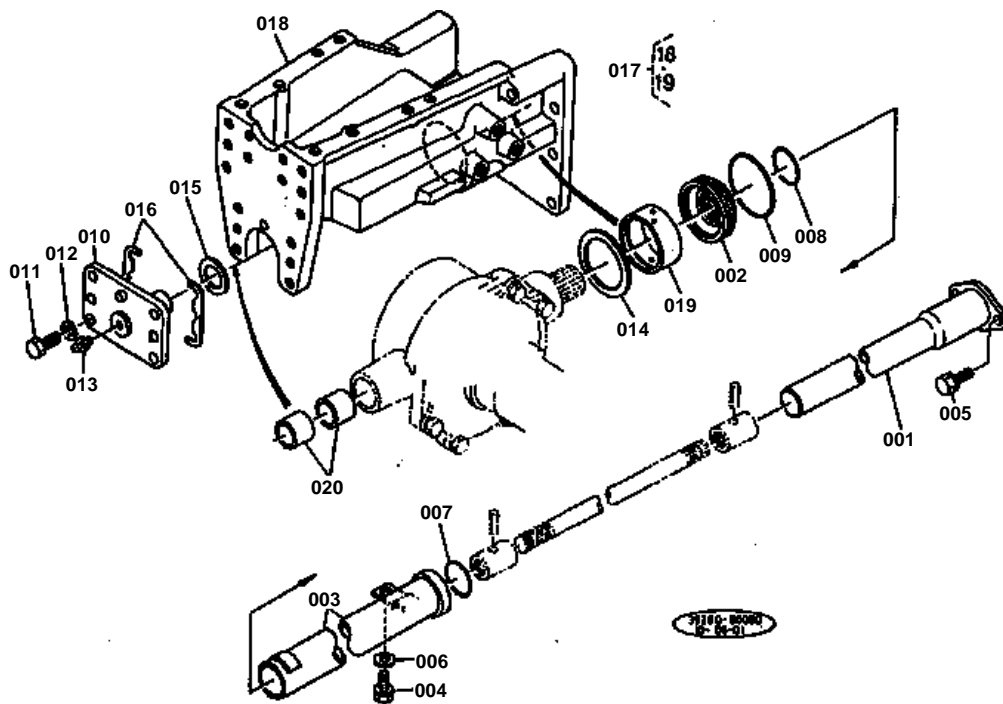


**DRIVE CASE [4WD]**

↔ Interchangeable; ≠ not interchangeable; ← new for old; → old for new

REF.No	Part No.	Description	Q'ty	S.No.	I/C	REMARKS	Weight (kgf)	Weight (lb)
001	38440-44210	CASE	1				1	2.2
002	05012-01018	PIN STRAIGHT	2				0.012	0.0264
003	37720-44120	BOLT	2				0	0
004	01173-51235	BOLT	2				0.04	0.088
005	04512-50120	WASHER SPRING	4				0	0
006	37650-44170	RACE INNER	1				0.05	0.11
007	38240-21760	COLLAR THRUST	2				0.02	0.044
008	08823-03614	BEARING NEEDLE	2				0.022	0.0484
009	38440-44230	GEAR 45	1				1.3	2.86
010	08101-06205	BEARING BALL	2				0.14	0.308
011	38440-44240	SEAL OIL	1				0.027	0.0594
012	06331-35012	PLUG	1				0.022	0.0484
013	04717-01200	WASHER SEAL	1				0.002	0.0044
014	38440-44310	LEVER SHIFT	1				0.15	0.33
015	38440-44350	GUIDE LEVER	1				0.055	0.121
016	35290-44390	COLLAR	2				0.015	0.033
017	01120-50825	BOLT	2				0	0
018	05411-00625	PIN SPRING	1				0.004	0.0088
019	04811-00150	O RING	1				0.001	0.0022
020	35290-44360	LEVER CHANGE	1				0.225	0.495
021	35290-44370	LEVER CHANGE	1				0.495	1.089
022	06914-00120	GRIP LEVER	1				0.018	0.0396
023	04011-50120	WASHER PLAIN	1				0.005	0.011
024	05511-50425	PIN SPLIT	1				0.003	0.0066
025	35290-44380	SUPPORT LEVER	1				0.065	0.143
026	37800-44390	RUBBER GUIDE	1				0.005	0.011

FRONT AXLE BRACKET [4WD]



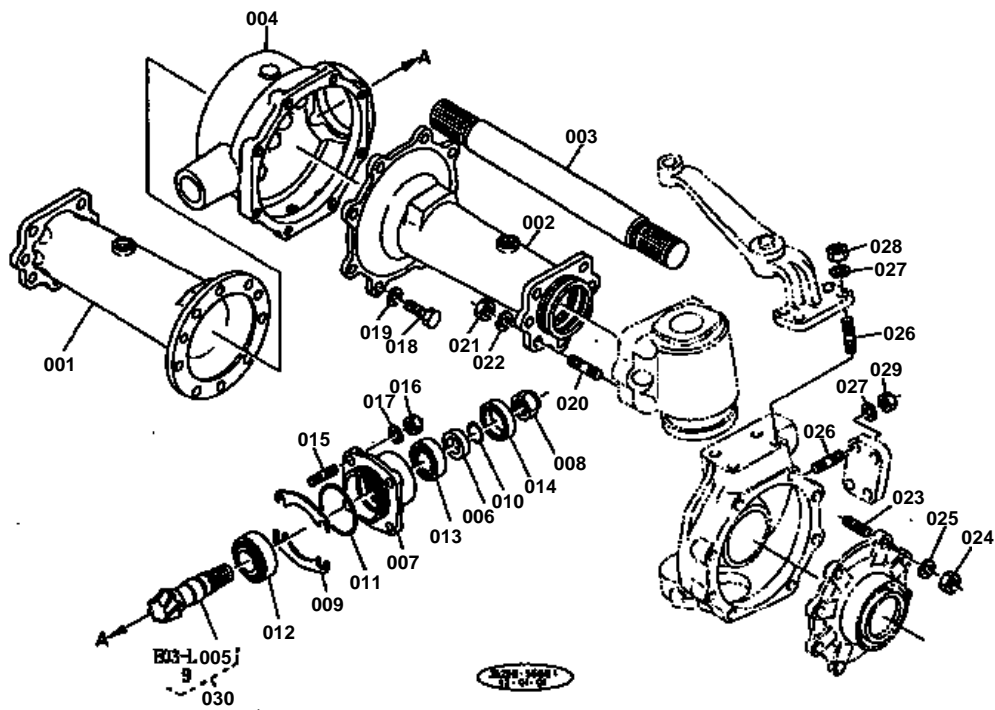


## FRONT AXLE BRACKET [4WD]

↔ Interchangeable; ≠ not interchangeable; ← new for old; → old for new

REF.No	Part No.	Description	Q'ty	S.No.	I/C	REMARKS	Weight (kgf)	Weight (lb)
001	35290-44570	COVER 1	1				1.13	2.486
002	37650-44580	COVER SEAL	1				0.22	0.484
003	35290-44590	COVER 2	1				0.54	1.188
004	01130-51020	BOLT	1				0	0
005	01120-50820	BOLT	2				0	0
006	04013-50100	WASHER PLAIN	1				0	0
007	04811-00340	O RING	1				0.002	0.0044
008	04811-00380	O RING	1				0.003	0.0066
009	04811-50650	O RING	1				0.002	0.0044
010	37650-44610	PIN CENTER	1				0.99	2.178
011	01173-51025	BOLT	6				0.021	0.0462
012	04512-50100	WASHER SPRING	6				0	0
013	06613-10675	NIPPLE GREASE	2				0.003	0.0066
014	37650-44640	COLLAR THRUST	1				0.04	0.088
015	37650-44670	COLLAR THRUST	1				0.03	0.066
016	37650-44650	SHIM 1	2				0.01	0.022
016	37650-44660	SHIM 0.2	20				0.001	0.0022
017	35250-44700	ASSY BRACKET FRONT A	1				0	0
018	99999-99999	BLANK	1			ORDER BY REF.No.017	0	0
019	37650-44620	BUSH	1				0.09	0.198
020	37650-44630	BUSH	2				0.05	0.11

FRONT AXLE SUPPORT [4WD]



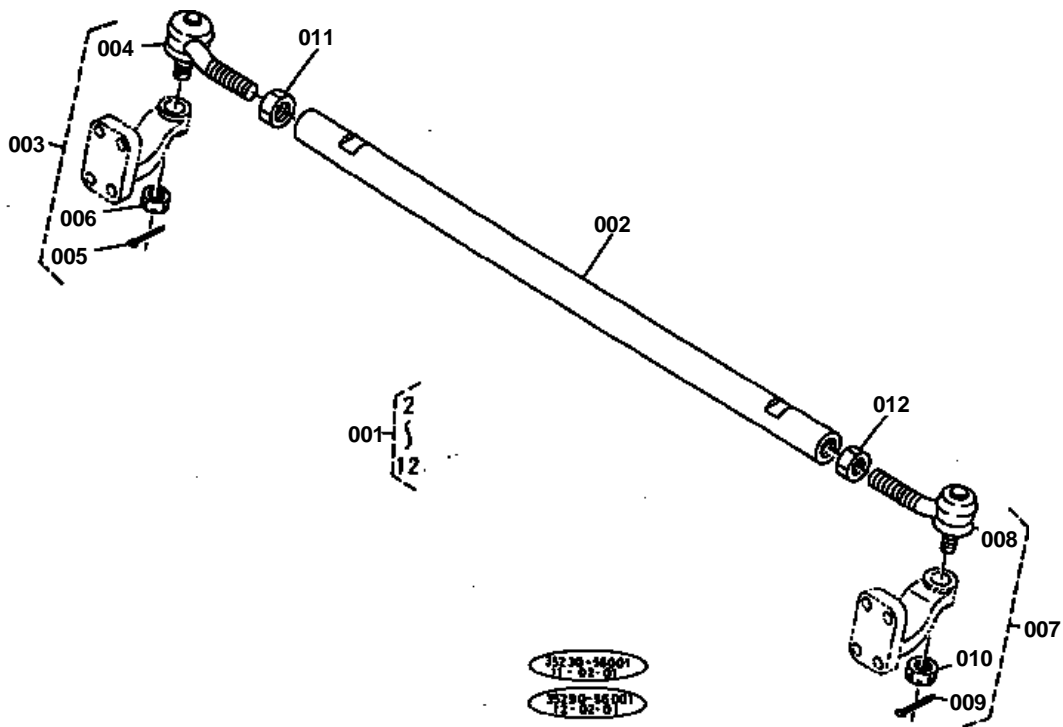


## FRONT AXLE SUPPORT [4WD]

↔ Interchangeable; ≠ not interchangeable; ← new for old; → old for new

REF.No	Part No.	Description	Q'ty	S.No.	I/C	REMARKS	Weight (kgf)	Weight (lb)
001	35290-43410	SUPPORT FRONT AXLE R	1				7.65	16.83
002	35290-43430	SUPPORT FRONT AXLE L	1				10.9	23.98
003	35290-43810	SHAFT DIFF YOKE	2				2.6	5.72
004	35290-43110	CASE DIFF GEAR	1				7.15	15.73
005	99999-99999	BLANK	1			ORDER BY REF.No.030	0	0
006	35290-43220	COLLAR OIL SEAL	1				0.075	0.165
007	35290-43230	CASE PINION BEARING	1				0.945	2.079
008	35290-43250	NUT 24	1				0.03	0.066
009	35290-43270	SHIM 0.2	6				0.01	0.022
009	35290-43280	SHIM 0.1	4				0.01	0.022
010	04811-06250	O RING	1				0.001	0.0022
011	04811-50700	O RING	1				0.002	0.0044
012	08711-30305	BEARING TAPER ROLLER	1				0.266	0.5852
013	08711-32205	BEARING TAPER ROLLER	1				0.185	0.407
014	09500-40528	SEAL OIL	1				0.015	0.033
015	01517-51022	STUD	4				0	0
016	35290-43260	NUT	4				0.02	0.044
017	04512-50100	WASHER SPRING	4				0	0
018	35250-43400	BOLT	8				0.025	0.055
019	04512-50100	WASHER SPRING	8				0	0
020	35230-43500	STUD	14				0.045	0.099
021	37800-43600	NUT	14				0.025	0.055
022	04512-50120	WASHER SPRING	14				0	0
023	01513-50822	STUD	16				0.01	0.022
024	02156-50080	NUT	16				0.004	0.0088
025	04512-50080	WASHER SPRING	16				0	0
026	01517-51028	STUD	12				0.022	0.0484
027	04512-50100	WASHER SPRING	12				0	0
028	37300-14190	NUT	4				0.009	0.0198
029	02176-50100	NUT	8				0.005	0.011
030	35290-43300	ASSY BEVEL 7-34	1				3	6.6

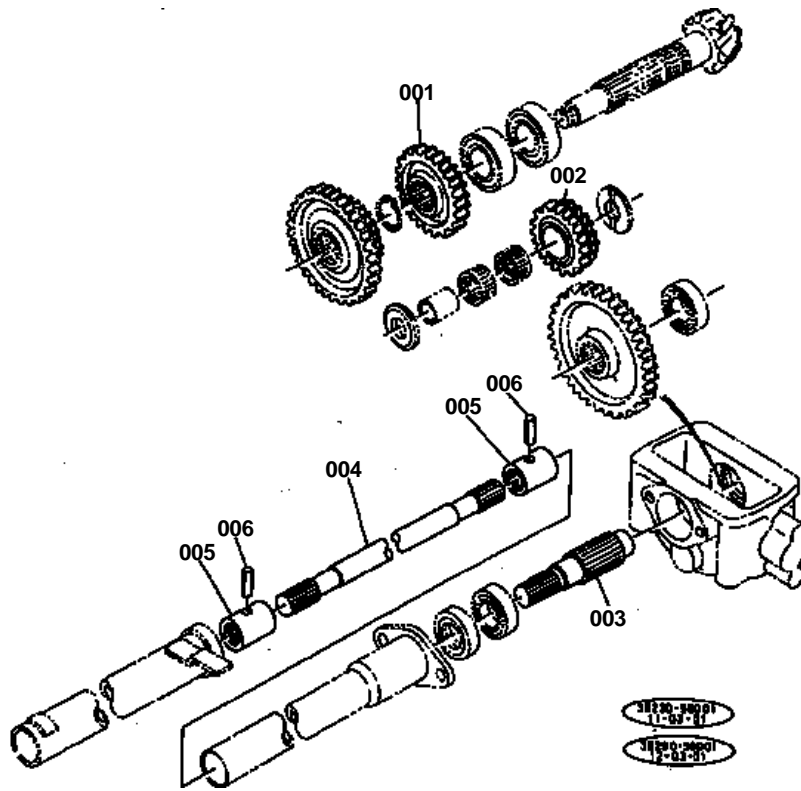




**STEERING LINKAGE [4WD]**

↔ Interchangeable; ≠ not interchangeable; ← new for old; → old for new

REF.No	Part No.	Description	Q'ty	S.No.	I/C	REMARKS	Weight (kgf)	Weight (lb)
001	35290-43990	ASSY ROD TIE	1				3.53	7.766
002	35290-43960	ROD TIE	1				2.8	6.16
003	38440-44780	ASSY END TIE ROD RH	1				0.322	0.7084
004	99999-99999	BLANK	1			ORDER BY REF.No.003	0	0
005	05511-50325	PIN SPLIT	1				0.002	0.0044
006	38240-12830	NUT SLOTTED	1				0.008	0.0176
007	38440-44790	ASSY END TIE ROD LH	1				0.32	0.704
008	99999-99999	BLANK	1			ORDER BY REF.No.007	0	0
009	05511-50325	PIN SPLIT	1				0.002	0.0044
010	38240-12830	NUT SLOTTED	1				0.008	0.0176
011	02174-50160	NUT	1				0.022	0.0484
012	32240-12280	NUT	1				0.017	0.0374



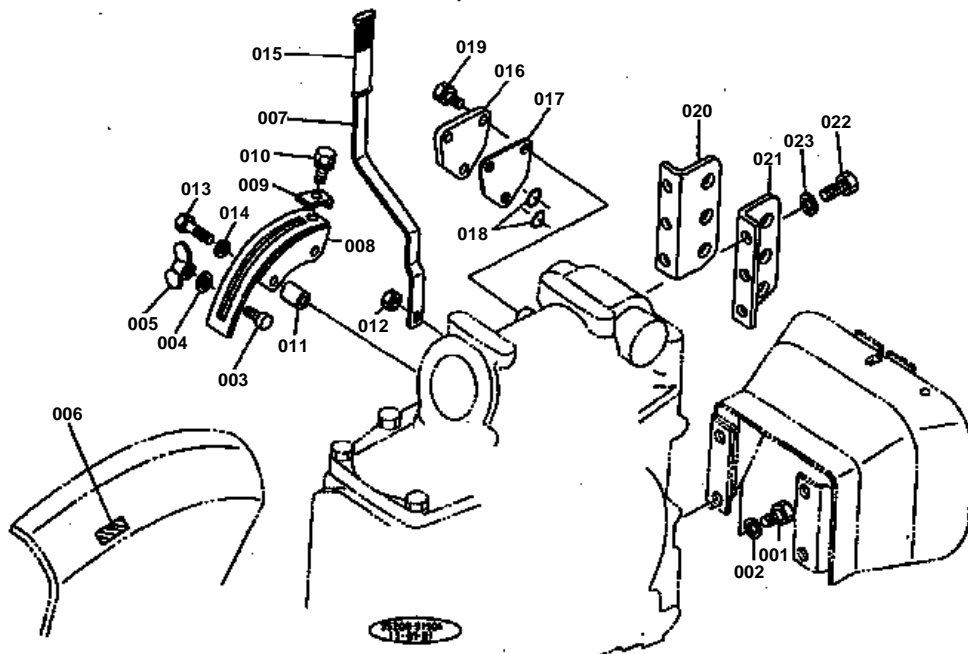


# PROPELLER SHAFT [4WD]

↔ Interchangeable; ≠ not interchangeable; ← new for old; → old for new

REF.No	Part No.	Description	Q'ty	S.No.	I/C	REMARKS	Weight (kgf)	Weight (lb)
001	35220-44150	GEAR 30	1				0.515	1.133
002	35290-44120	GEAR 20-21	1				0.42	0.924
003	35290-44220	SHAFT PTO	1				0.575	1.265
004	35290-44510	SHAFT PROPELLER	1				3.3	7.26
005	35290-44520	COUPLING	2				0.18	0.396
006	05411-00425	PIN SPRING	2				0.001	0.0022

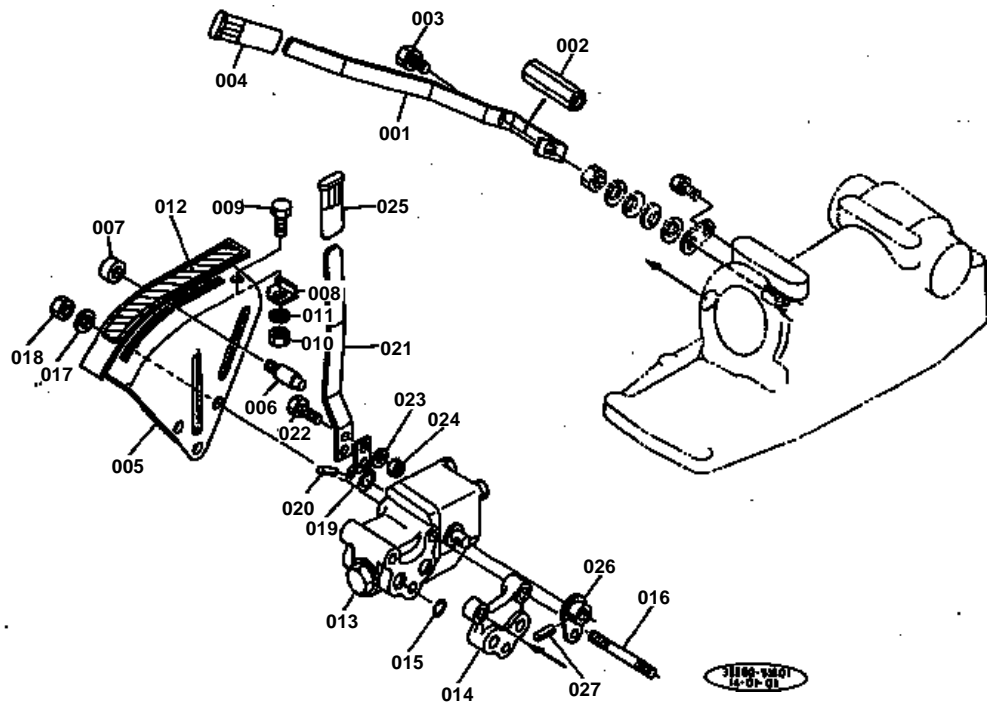
POSITION CONTROL



**POSITION CONTROL**

↔ Interchangeable; ≠ not interchangeable; ← new for old; → old for new

REF.No	Part No.	Description	Q'ty	S.No.	I/C	REMARKS	Weight (kgf)	Weight (lb)
001	01173-51225	BOLT	4				0.033	0.0726
002	04512-50120	WASHER SPRING	4				0	0
003	32360-36870	STOPPER LEVER	1				0.039	0.0858
004	04013-50100	WASHER PLAIN	1				0	0
005	02870-50100	NUT WING	1				0.015	0.033
006	35176-36980	LABEL CONTROL	1				0.001	0.0022
007	35200-36852	LEVER CONTROL	1				0	0
008	37150-36860	GUIDE LEVER	1				0.285	0.627
009	37150-36910	STOPPER	1				0.02	0.044
010	01120-50816	BOLT	1				0	0
011	37150-36870	COLLAR	2				0.02	0.044
012	38240-36860	NUT	1				0.015	0.033
013	01150-50845	BOLT	2				0.019	0.0418
014	04512-50080	WASHER SPRING	2				0	0
015	37150-36890	GRIP LEVER	1				0.035	0.077
016	34260-37150	COVER	1				0.155	0.341
017	34260-37160	PLATE	1				0.04	0.088
018	04810-00160	O RING	2				0.001	0.0022
019	01123-50820	BOLT	3				0.011	0.0242
020	99571-22140	HOLDER TOP LINK RH	1				0.99	2.178
021	99571-22150	HOLDER TOP LINK LH	1				0.99	2.178
022	01173-51230	BOLT	6				0.037	0.0814
023	04512-50120	WASHER SPRING	6				0	0





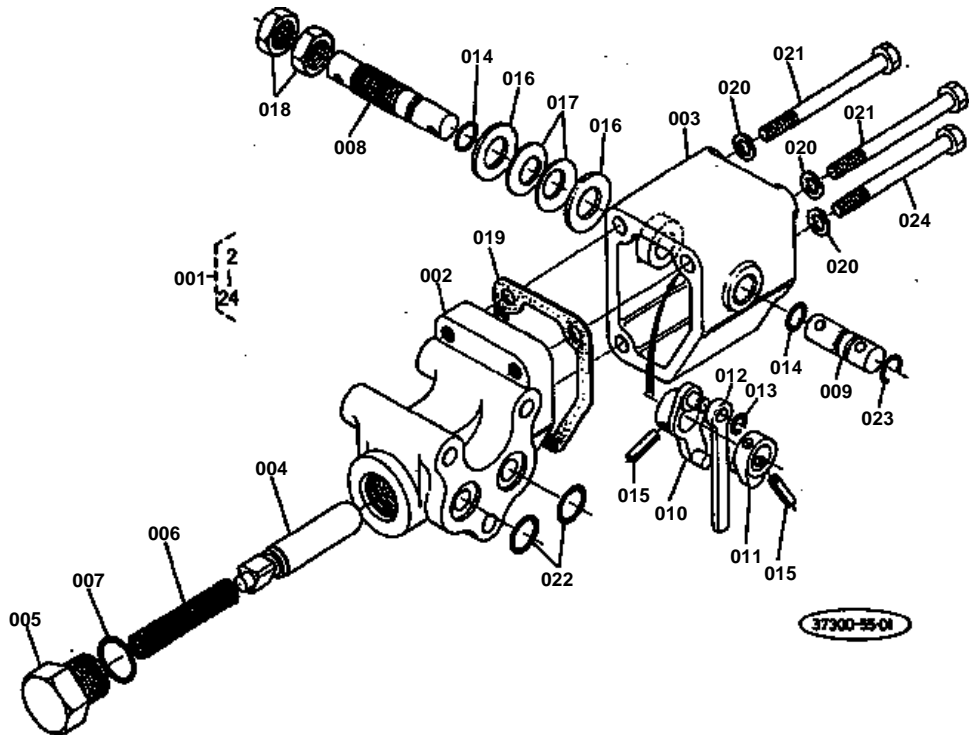
# DRAFT CONTROL

↔ Interchangeable; ≠ not interchangeable; ← new for old; → old for new

REF.No	Part No.	Description	Q'ty	S.No.	I/C	REMARKS	Weight (kgf)	Weight (lb)
001	35260-36850	LEVER CONTROL	1				0.315	0.693
002	35260-36840	SUPPORT LEVER	1				0.16	0.352
003	01120-50814	BOLT	1				0	0
004	34350-36890	GRIP LEVER	1				0.016	0.0352
005	35112-36860	GUIDE O/P LEVER	1				1.02	2.244
006	37300-36910	STOPPER	1				0.05	0.11
007	37300-36920	NUT	1				0.046	0.1012
008	37300-36930	STOPPER	1				0.02	0.044
009	01170-51016	BOLT	1				0.016	0.0352
010	02118-50100	NUT	1				0.005	0.011
011	04512-50100	WASHER SPRING	1				0	0
012	35212-36980	LABEL CONTROL	1				0.005	0.011
013	37300-41100	ASSY VALVE DRAFT CON	1				3.2	7.04
014	37300-41210	SPACER	1				0	0
015	04810-00160	O RING	2				0.001	0.0022
016	37300-41250	STUD	3				0.04	0.088
017	04512-50080	WASHER SPRING	3				0	0
018	02156-50080	NUT	3				0.004	0.0088
019	37300-41220	LEVER DRAFT CONTROL	1				0.042	0.0924
020	05411-00525	PIN SPRING	1				0.002	0.0044
021	35260-41230	LEVER DRAFT CONTROL	1				0.15	0.33
022	01053-50616	BOLT	2				0.005	0.011
023	04512-50060	WASHER SPRING	2				0	0
024	02056-50060	NUT	2				0.002	0.0044
025	34350-36890	GRIP LEVER	1				0.016	0.0352
026	35212-41190	LEVER FEEDBACK	1				0.052	0.1144
027	05411-00525	PIN SPRING	1				0.002	0.0044



DRAFT CONTROL VALVE SECTION PARTS



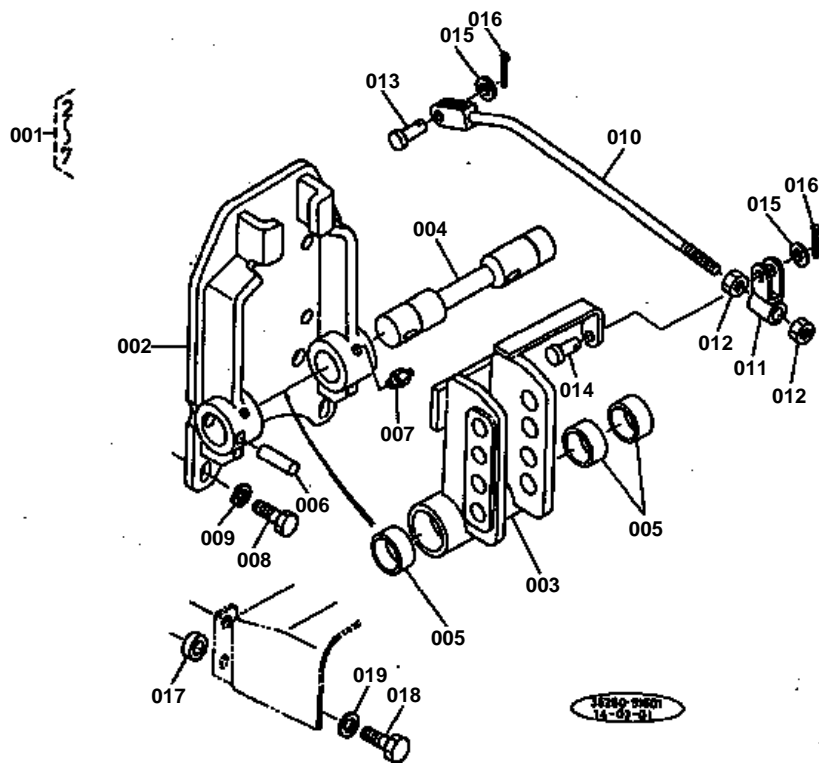


## DRAFT CONTROL VALVE SECTION PARTS

↔ Interchangeable; ≠ not interchangeable; ← new for old; → old for new

REF.No	Part No.	Description	Q'ty	S.No.	I/C	REMARKS	Weight (kgf)	Weight (lb)
001	37300-41100	ASSY VALVE DRAFT CON	1				3.2	7.04
002	99999-99999	BLANK	1			ORDER BY REF.No.001	0	0
003	37300-41120	COVER	1				1.05	2.31
004	99999-99999	BLANK	1			ORDER BY REF.No.001	0	0
005	37300-41140	PLUG	1				0.098	0.2156
006	37300-41150	SPRING	1				0.01	0.022
007	04811-00180	O RING	1				0.001	0.0022
008	37300-41160	SHAFT	1				0.065	0.143
009	37300-41170	SHAFT	1				0.03	0.066
010	37300-41180	ARM	1				0.03	0.066
011	32240-36630	ARM	1				0.015	0.033
012	37300-41270	LINK	1				0.012	0.0264
013	04613-00050	CIR-CLIP EXTERNAL	1				0	0
014	04811-00090	O RING	2				0.001	0.0022
015	05411-00518	PIN SPRING	2				0.002	0.0044
016	04011-50140	WASHER PLAIN	2				0.007	0.0154
017	37300-41280	SPRING	2				0.005	0.011
018	02172-50140	NUT	2				0.01	0.022
019	37300-41290	GASKET	1				0.001	0.0022
020	04512-50080	WASHER SPRING	3				0	0
021	01150-50875	BOLT	2				0	0
022	04810-00160	O RING	2				0.001	0.0022
023	37300-41360	RING	1				0.001	0.0022
024	01150-50870	BOLT	1				0	0

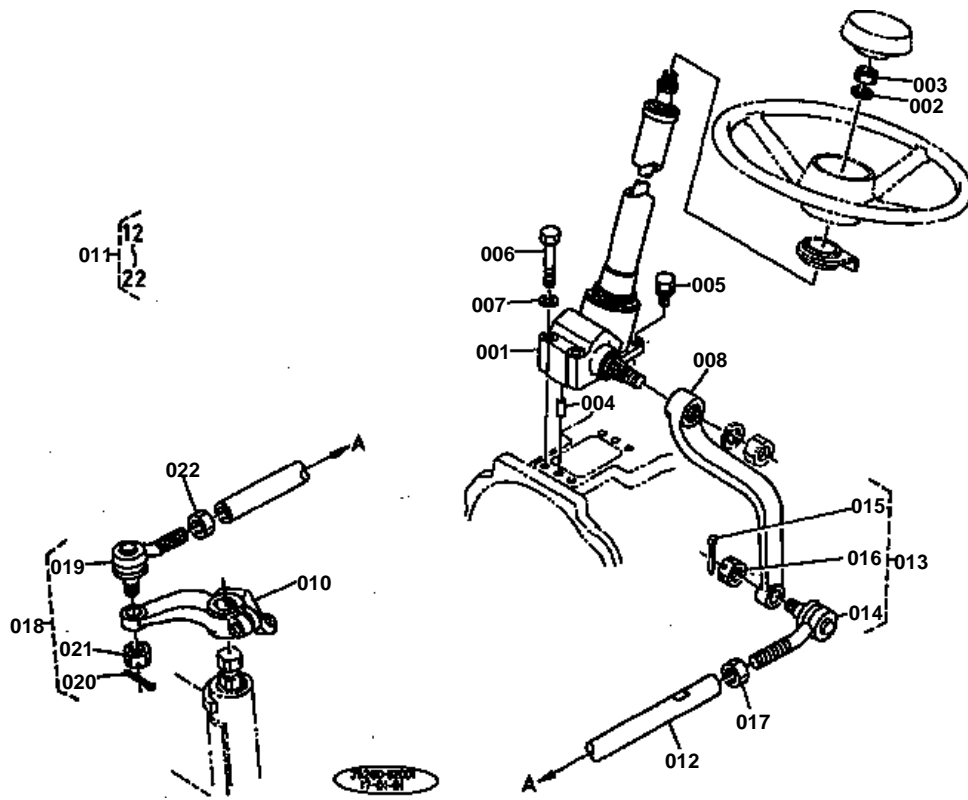
TOP LINK HOLDER



**TOP LINK HOLDER**

↔ Interchangeable; ≠ not interchangeable; ← new for old; → old for new

REF.No	Part No.	Description	Q'ty	S.No.	I/C	REMARKS	Weight (kgf)	Weight (lb)
001	35212-41400	ASSY HOLDER TOP LINK	1				6.8	14.96
002	99999-99999	BLANK	1			ORDER BY REF.No.001	0	0
003	99999-99999	BLANK	1			ORDER BY REF.No.001	0	0
004	99999-99999	BLANK	1			ORDER BY REF.No.001	0	0
005	37300-41450	BUSH	3				0.03	0.066
006	37300-41440	PIN STRAIGHT	2				0.055	0.121
007	06613-10010	NIPPLE GREASE	3				0.006	0.0132
008	01173-51230	BOLT	4				0.037	0.0814
009	04512-50120	WASHER SPRING	4				0	0
010	35260-41310	ROD DRAFT CONTROL	1				0.105	0.231
011	35260-41320	ROD DRAFT CONTROL	1				0.03	0.066
012	02112-50080	NUT	2				0.003	0.0066
013	05122-50814	PIN JOINT	1				0.005	0.011
014	05122-50818	PIN JOINT	1				0.008	0.0176
015	04012-50080	WASHER PLAIN	2				0.001	0.0022
016	05511-50218	PIN SPLIT	2				0.001	0.0022
017	35114-25340	COLLAR	2				0.02	0.044
018	01173-51235	BOLT	4				0.04	0.088
019	04512-50120	WASHER SPRING	4				0	0

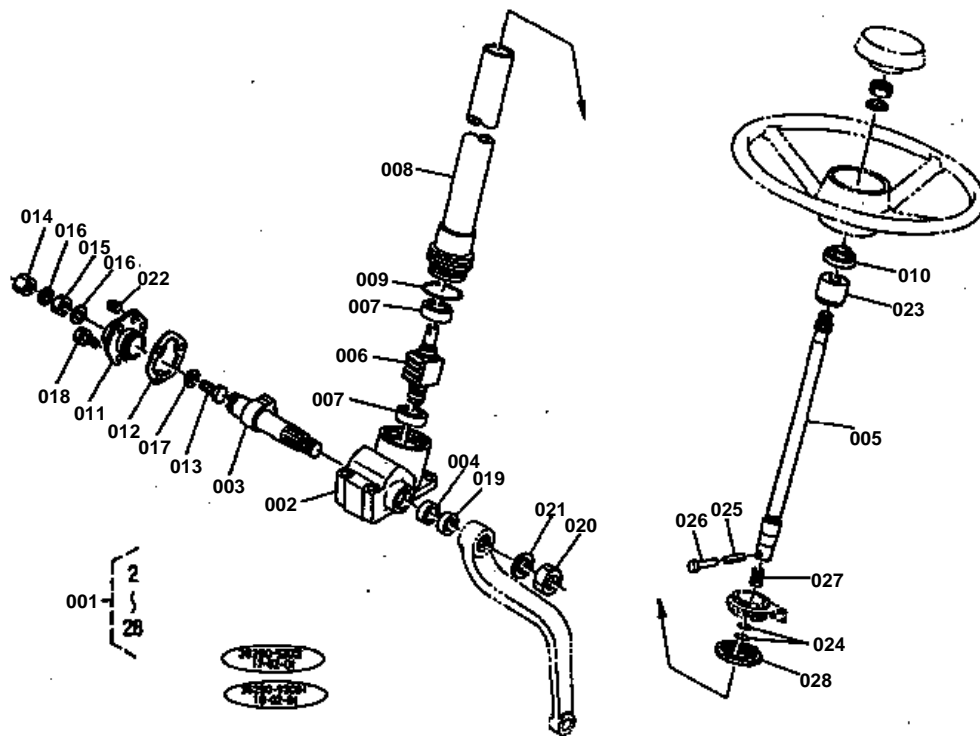


**STEERING [2WD]**

↔ Interchangeable; ≠ not interchangeable; ← new for old; → old for new

REF.No	Part No.	Description	Q'ty	S.No.	I/C	REMARKS	Weight (kgf)	Weight (lb)
001	35290-16100	ASSY STEERING	1	<=10243			0	0
001	38240-16103	ASSY STEERING	1	>=10244			0	0
002	04512-50120	WASHER SPRING	1				0	0
003	02174-50120	NUT	1				0.01	0.022
004	37150-27370	PIN STRAIGHT	2				0.009	0.0198
005	01133-51025	BOLT	2				0.023	0.0506
006	01173-51075	BOLT	2				0.047	0.1034
007	04512-50100	WASHER SPRING	2				0	0
008	35260-43930	ARM PITMAN	1				1.19	2.618
009	99999-99999	BLANK	0				0	0
010	34220-11220	ARM KNUCKLE LH	1				1.9	4.18
011	38380-44000	ASSY LINK DRAG	1				2.4	5.28
011	35260-12200	ASSY LINK DRAG	1				0	0
012	38380-44040	ROD TIE	1				1.735	3.817
013	38440-44780	ASSY END TIE ROD RH	1				0.322	0.7084
014	99999-99999	BLANK	1			ORDER BY REF.No.013	0	0
015	05511-50325	PIN SPLIT	1				0.002	0.0044
016	38240-12830	NUT SLOTTED	1				0.008	0.0176
017	02174-50160	NUT	1				0.022	0.0484
018	38440-44790	ASSY END TIE ROD LH	1				0.32	0.704
019	99999-99999	BLANK	1			ORDER BY REF.No.018	0	0
020	05511-50325	PIN SPLIT	1				0.002	0.0044
021	38240-12830	NUT SLOTTED	1				0.008	0.0176
022	32240-12280	NUT	1				0.017	0.0374

STEERING SECTION PARTS [2WD]



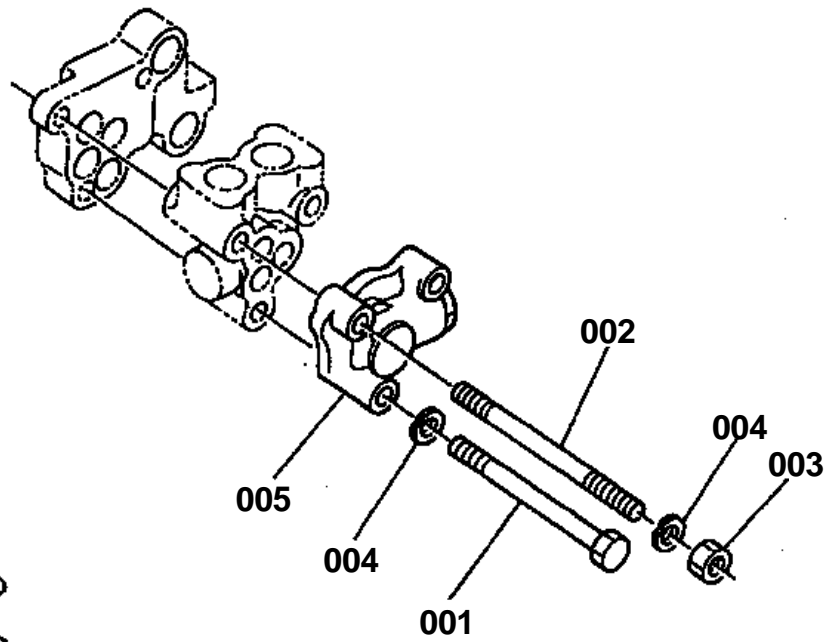


STEERING SECTION PARTS [2WD]

↔ Interchangeable; ≠ not interchangeable; ← new for old; → old for new

REF.No	Part No.	Description	Q'ty	S.No.	I/C	REMARKS	Weight (kgf)	Weight (lb)
001	35290-16100	ASSY STEERING	1	<=10243			0	0
001	38240-16103	ASSY STEERING	1	>=10244			0	0
002	38240-16110	CASE GEAR	1				0	0
003	38240-16120	SHAFT SECTOR	1				0.79	1.738
004	99999-99999	BLANK	1			ORDER BY REF.No.001	0	0
005	99999-99999	BLANK	1			ORDER BY REF.No.001	0	0
006	38240-16200	ASSY BALL NUT	1				0	0
007	38240-16220	BEARING THRUST BALL	2				0	0
008	38240-16300	ASSY COLUMN	1				1.21	2.662
009	38240-16320	O RING	1				0.002	0.0044
010	38240-16390	SEAL OIL	1				0.03	0.066
011	38240-16410	COVER SIDE	1				0.475	1.045
012	38240-16420	GASKET	1				0.001	0.0022
013	32130-16480	SCREW ADJUSTING	1				0.025	0.055
014	37300-16580	NUT CAP	1				0.01	0.022
015	02116-50100	NUT	1				0.004	0.0088
016	04714-00100	GASKET	2				0.002	0.0044
017	34150-16440	COLLAR ADJUSTING 1	1				0.002	0.0044
017	34150-16450	COLLAR ADJUSTING 2	1				0.002	0.0044
017	34150-16460	COLLAR ADJUSTING 3	1				0.002	0.0044
017	34150-16470	COLLAR ADJUSTING 4	1				0.002	0.0044
017	34150-16480	COLLAR ADJUSTING 5	1				0.002	0.0044
018	01123-50822	BOLT	3				0.012	0.0264
019	09500-26387	SEAL OIL	1				0.008	0.0176
020	02072-50200	NUT	1				0.046	0.1012
021	04512-50200	WASHER SPRING	1				0	0
022	34150-16640	PLUG	1				0.015	0.033
023	38240-16520	BUSH	1				0.04	0.088
024	99999-99999	BLANK	2			ORDER BY REF.No.001	0	0
025	99999-99999	BLANK	1			ORDER BY REF.No.001	0	0
026	99999-99999	BLANK	1			ORDER BY REF.No.001	0	0
027	99999-99999	BLANK	1			ORDER BY REF.No.001	0	0
028	38240-16630	NUT	1				0.035	0.077



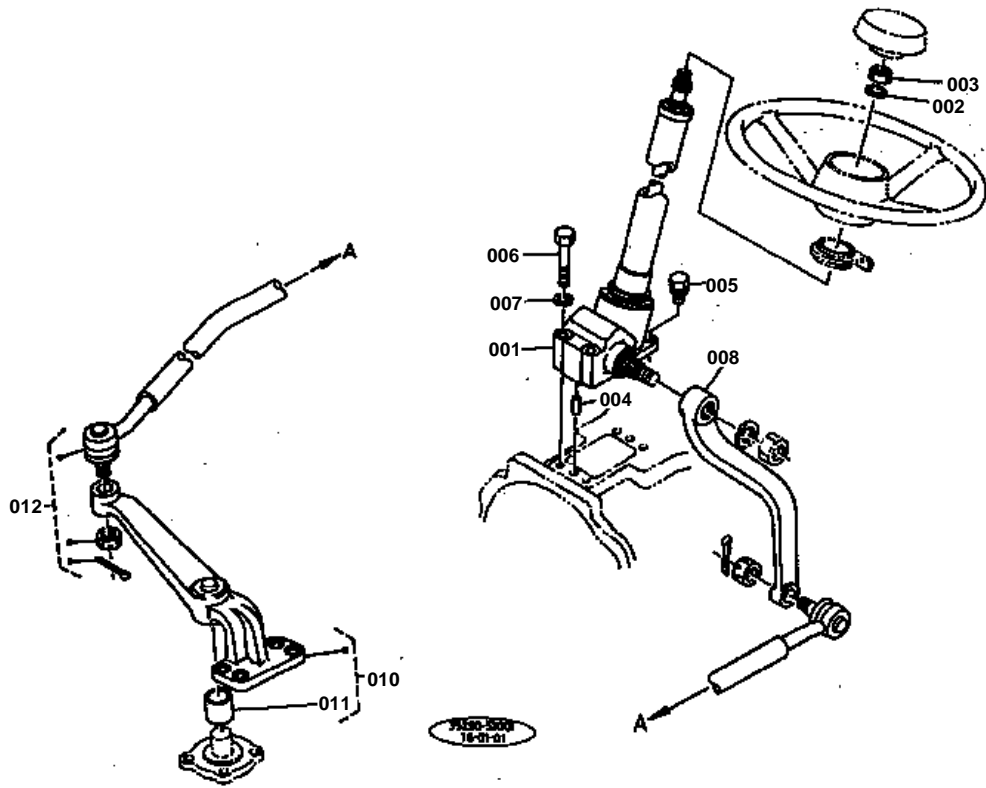


- 35200-52001  
15-03-01
- 35230-52001  
16-03-01
- 35260-52001  
17-03-01
- 35290-52001  
18-03-01

**RELIEF VALVE [2WD]**

↔ Interchangeable; ≠ not interchangeable; ← new for old; → old for new

REF.No	Part No.	Description	Q'ty	S.No.	I/C	REMARKS	Weight (kgf)	Weight (lb)
001	01153-50895	BOLT	2				0.035	0.077
002	37300-41250	STUD	1				0.04	0.088
003	02114-50080	NUT	1				0.005	0.011
004	04512-50080	WASHER SPRING	3				0	0
005	35260-39570	ASSY VALVE RELIEF	1				0.88	1.936

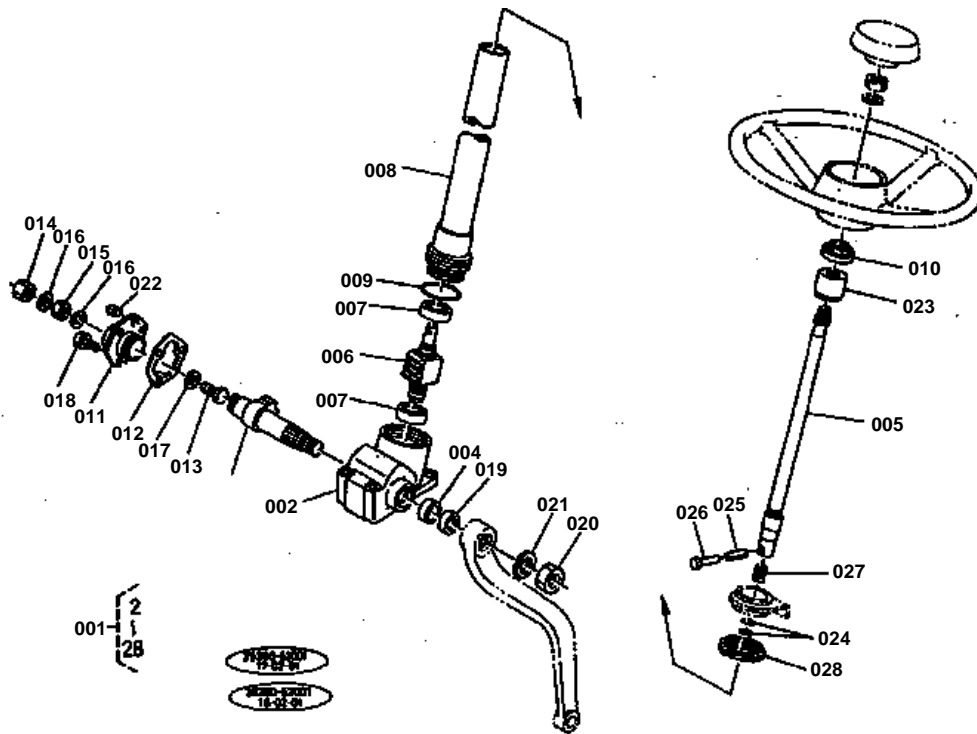


**STEERING [4WD]**

↔ Interchangeable; ≠ not interchangeable; ← new for old; → old for new

REF.No	Part No.	Description	Q'ty	S.No.	I/C	REMARKS	Weight (kgf)	Weight (lb)
001	38240-16100	ASSY STEERING	1	<=10302			7	15.4
001	38240-16103	ASSY STEERING	1	>=10303			0	0
002	04512-50120	WASHER SPRING	1				0	0
003	02174-50120	NUT	1				0.01	0.022
004	37150-27370	PIN STRAIGHT	2				0.009	0.0198
005	01133-51025	BOLT	2				0.023	0.0506
006	01173-51075	BOLT	2				0.047	0.1034
007	04512-50100	WASHER SPRING	2				0	0
008	35260-43930	ARM PITMAN	1				1.19	2.618
009	99999-99999	BLANK	0				0	0
010	38380-44050	END DRAG LINK	1	<=10506			0	0
010	35230-43910	END DRAG LINK	1	>=10507			2.35	5.17
011	37800-43890	BUSH	1	<=10506			0.035	0.077
011	35290-43890	BUSH	1	>=10507			0.03	0.066
012	35290-43970	LINK DRAG	1	<=10506			2.4	5.28
012	35290-43972	LINK DRAG	1	>=10507			2.85	6.27

STEERING SECTION PARTS [4WD]

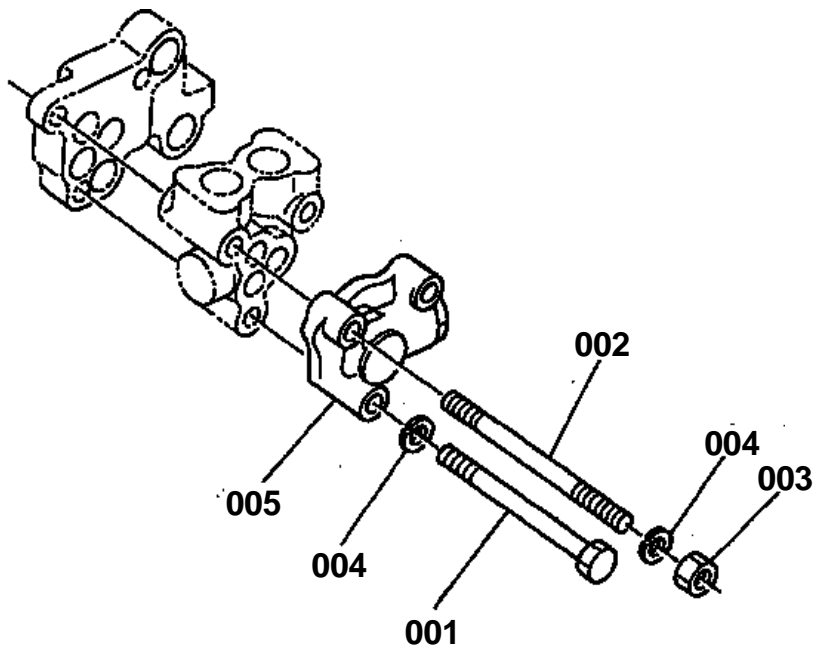




**STEERING SECTION PARTS [4WD]**

↔ Interchangeable; ≠ not interchangeable; ← new for old; → old for new

REF.No	Part No.	Description	Q'ty	S.No.	I/C	REMARKS	Weight (kgf)	Weight (lb)
001	35290-16100	ASSY STEERING	1	<=10302			0	0
001	38240-16103	ASSY STEERING	1	>=10303			0	0
002	38240-16110	CASE GEAR	1				0	0
003	38240-16120	SHAFT SECTOR	1				0.79	1.738
004	99999-99999	BLANK	1			ORDER BY REF.No.001	0	0
005	99999-99999	BLANK	1			ORDER BY REF.No.001	0	0
006	38240-16200	ASSY BALL NUT	1				0	0
007	38240-16220	BEARING THRUST BALL	2				0	0
008	38240-16300	ASSY COLUMN	1				1.21	2.662
009	38240-16320	O RING	1				0.002	0.0044
010	38240-16390	SEAL OIL	1				0.03	0.066
011	38240-16410	COVER SIDE	1				0.475	1.045
012	38240-16420	GASKET	1				0.001	0.0022
013	32130-16480	SCREW ADJUSTING	1				0.025	0.055
014	37300-16580	NUT CAP	1				0.01	0.022
015	02116-50100	NUT	1				0.004	0.0088
016	04714-00100	GASKET	2				0.002	0.0044
017	34150-16440	COLLAR ADJUSTING 1	1				0.002	0.0044
017	34150-16450	COLLAR ADJUSTING 2	1				0.002	0.0044
017	34150-16460	COLLAR ADJUSTING 3	1				0.002	0.0044
017	34150-16470	COLLAR ADJUSTING 4	1				0.002	0.0044
017	34150-16480	COLLAR ADJUSTING 5	1				0.002	0.0044
018	01123-50822	BOLT	3				0.012	0.0264
019	09500-26387	SEAL OIL	1				0.008	0.0176
020	02072-50200	NUT	1				0.046	0.1012
021	04512-50200	WASHER SPRING	1				0	0
022	34150-16640	PLUG	1				0.015	0.033
023	38240-16520	BUSH	1				0.04	0.088
024	99999-99999	BLANK	2			ORDER BY REF.No.001	0	0
025	99999-99999	BLANK	1			ORDER BY REF.No.001	0	0
026	99999-99999	BLANK	1			ORDER BY REF.No.001	0	0
027	99999-99999	BLANK	1			ORDER BY REF.No.001	0	0
028	38240-16630	NUT	1				0.035	0.077



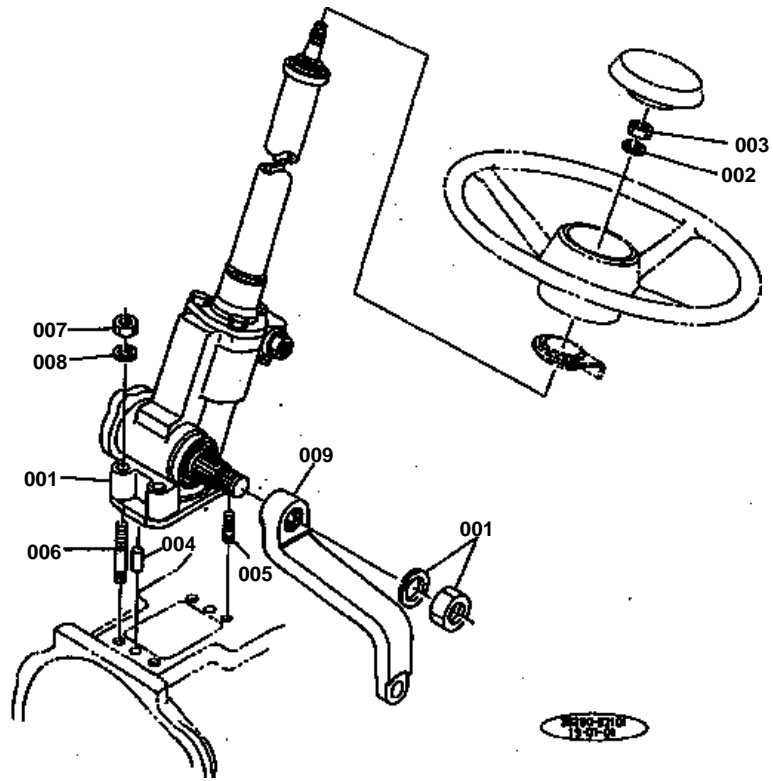
- 35200-52001  
15-03-01
- 35230-52001  
16-03-01
- 35260-52001  
17-03-01
- 35290-52001  
18-03-01

**RELIEF VALVE [4WD]**

↔ Interchangeable; ≠ not interchangeable; ← new for old; → old for new

REF.No	Part No.	Description	Q'ty	S.No.	I/C	REMARKS	Weight (kgf)	Weight (lb)
001	01153-50895	BOLT	2				0.035	0.077
002	37300-41250	STUD	1				0.04	0.088
003	02114-50080	NUT	1				0.005	0.011
004	04512-50080	WASHER SPRING	3				0	0
005	35260-39570	ASSY VALVE RELIEF	1				0.88	1.936

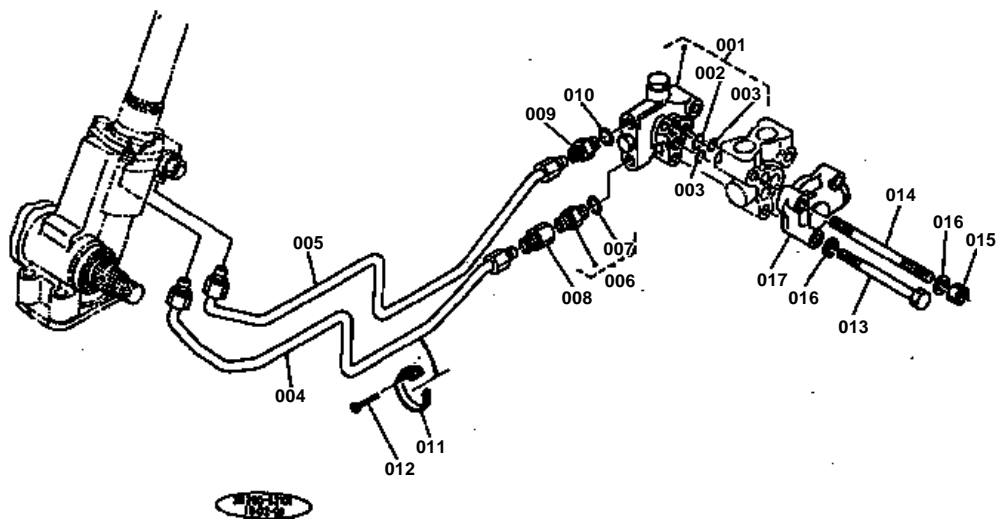




**POWER STEERING [4WD]**

↔ Interchangeable; ≠ not interchangeable; ← new for old; → old for new

REF.No	Part No.	Description	Q'ty	S.No.	I/C	REMARKS	Weight (kgf)	Weight (lb)
001	35270-16100	ASSY POWER STEERING	1	<=10506			14.5	31.9
001	35270-16105	ASSY POWER STEERING	1	>=10507			0	0
002	04512-50120	WASHER SPRING	1				0	0
003	02174-50120	NUT	1				0.01	0.022
004	37150-27370	PIN STRAIGHT	2				0.009	0.0198
005	01517-51030	STUD	2				0	0
006	01517-51090	STUD	2				0	0
007	37300-14190	NUT	4				0.009	0.0198
008	04512-50100	WASHER SPRING	4				0	0
009	35270-16910	ARM PITMAN	1				2.1	4.62

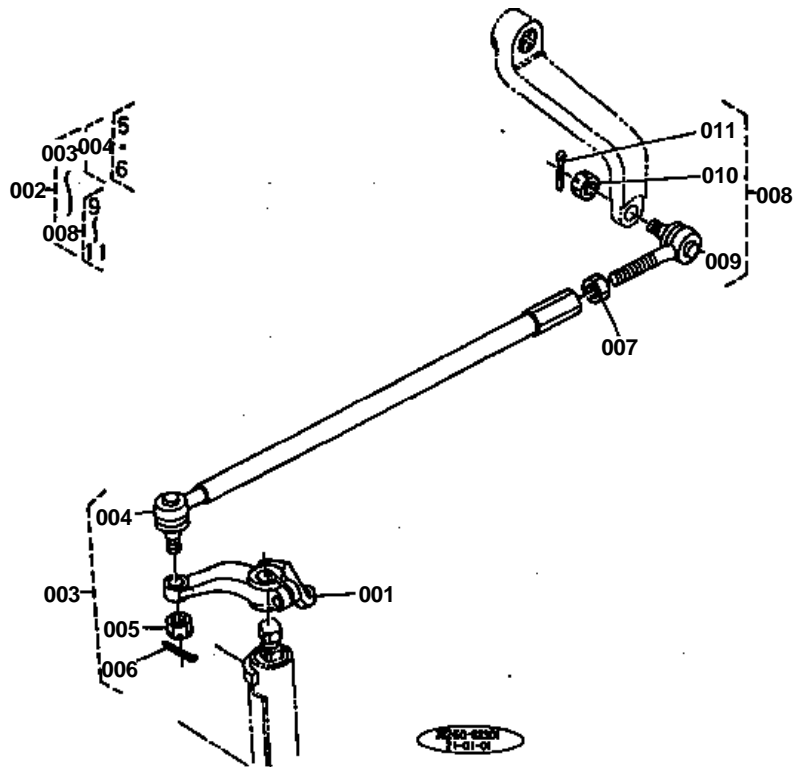


**FLOW PRIORITY VALVE [4WD]**

↔ Interchangeable; ≠ not interchangeable; ← new for old; → old for new

REF.No	Part No.	Description	Q'ty	S.No.	I/C	REMARKS	Weight (kgf)	Weight (lb)
001	35270-16710	ASSY VALVE FLOW PRIO	1				1.7	3.74
002	04810-00160	O RING	1				0.001	0.0022
003	04810-00120	O RING	2				0.001	0.0022
004	35260-16720	ASSY PIPE 1	1				0.24	0.528
005	35260-16760	ASSY PIPE 2	1				0.23	0.506
006	35330-16770	ASSY CONNECTOR	1				0.065	0.143
007	04810-00140	O RING	1				0.001	0.0022
008	35330-16790	NIPPLE	1				0.05	0.11
009	35270-16790	PIPE JOINT	1				0.05	0.11
010	04810-00140	O RING	2				0.001	0.0022
011	67111-53770	BAND PIPE	1				0.01	0.022
012	33430-82760	PIN PIPE BAND	1				0.004	0.0088
013	35260-41240	BOLT	1				0.06	0.132
014	35260-41250	STUD	2				0.06	0.132
015	02156-50080	NUT	2				0.004	0.0088
016	04512-50080	WASHER SPRING	3				0	0
017	38240-36600	ASSY VALVE RELIEF	1				0.885	1.947

DRAG LINK [2WD]

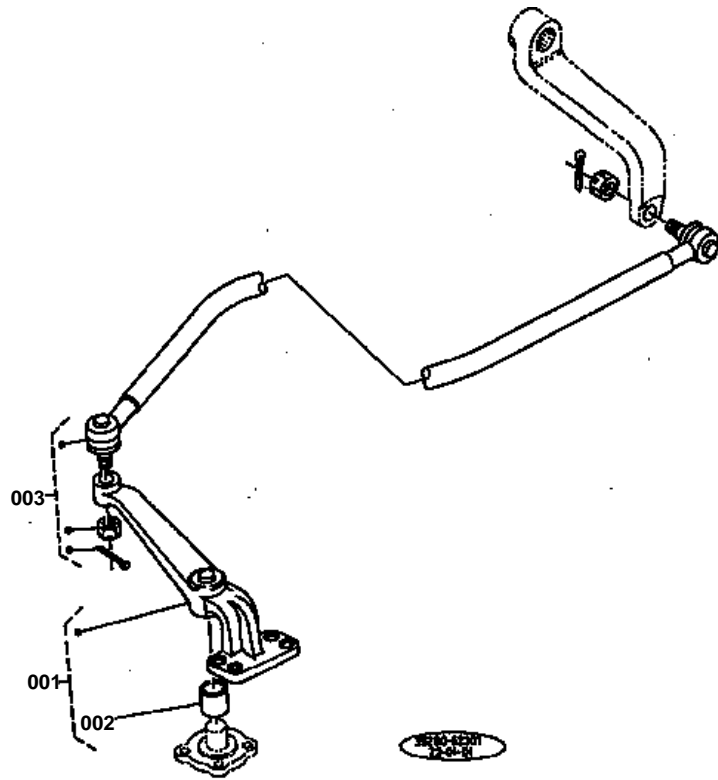




# DRAG LINK [2WD]

↔ Interchangeable; ≠ not interchangeable; ← new for old; → old for new

REF.No	Part No.	Description	Q'ty	S.No.	I/C	REMARKS	Weight (kgf)	Weight (lb)
001	35270-11220	ARM KNUCKLE LH	1				1.8	3.96
002	35260-12290	ASSY LINK DRAG	1				3.57	7.854
003	35260-12230	LINK DRAG	1				0	0
004	35270-12220	ASSY END DRAG LINK	1				0	0
005	35270-12670	NUT SLOTTED	1				0.014	0.0308
006	05511-50328	PIN SPLIT	1				0.002	0.0044
007	33400-63690	NUT	1				0.063	0.1386
008	35270-12600	ASSY END TIE ROD RH	1				0.5	1.1
009	35270-12610	END TIE ROD RH	1				0	0
010	35270-12670	NUT SLOTTED	1				0.014	0.0308
011	05511-50328	PIN SPLIT	1				0.002	0.0044





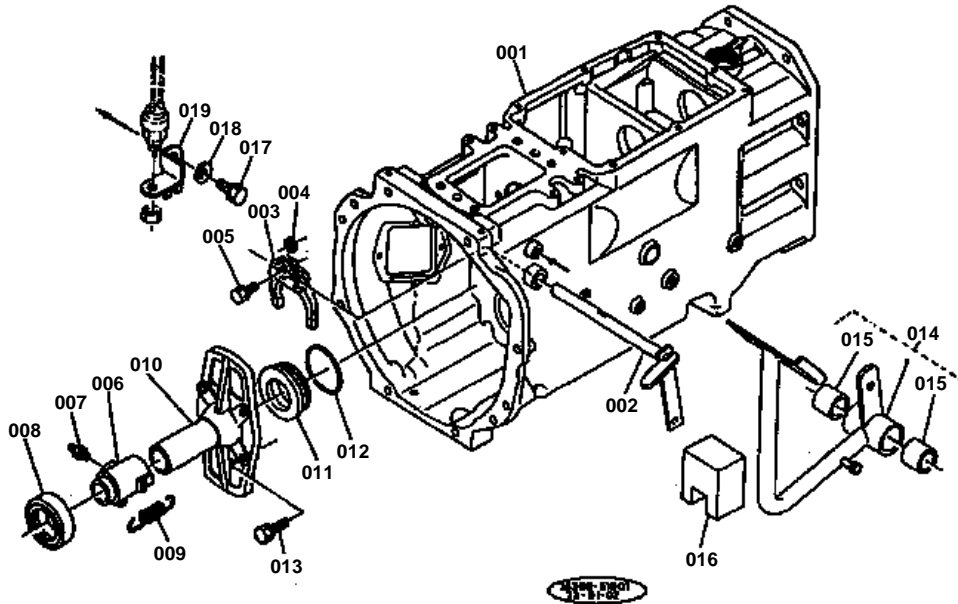
DRAG LINK [4WD]

↔ Interchangeable; ≠ not interchangeable; ← new for old; → old for new

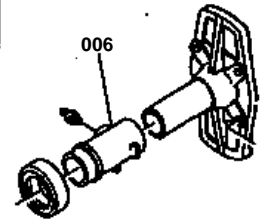
REF.No	Part No.	Description	Q'ty	S.No.	I/C	REMARKS	Weight (kgf)	Weight (lb)
001	99999-99999	BLANK	1			ORDER BY REF.No.003	0	0
002	37800-43890	BUSH	1				0.035	0.077
003	35290-43980	ASSY LINK DRAG	1				3	6.6



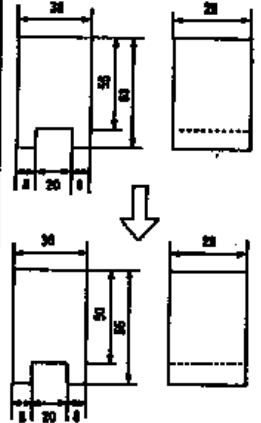
CLUTCH HOUSING



REF. No. 3220-1481-0



REF. No. 3220-1585-0



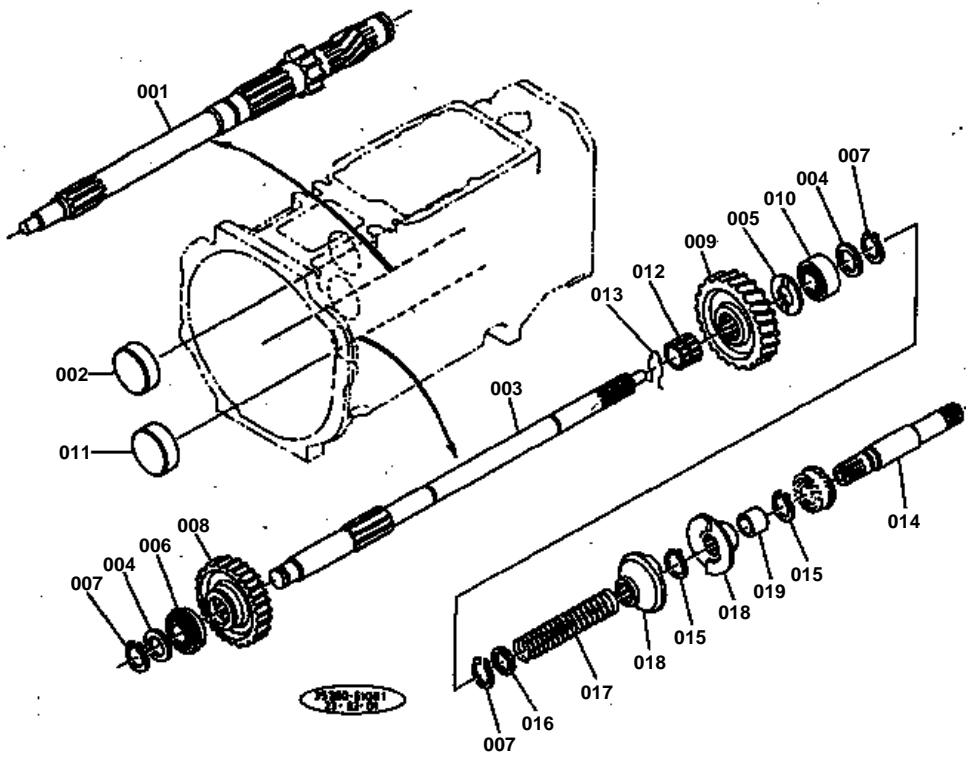
REF. No. 3220-1585-0

**CLUTCH HOUSING**

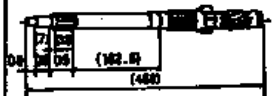
↔ Interchangeable; ≠ not interchangeable; ← new for old; → old for new

REF.No	Part No.	Description	Q'ty	S.No.	I/C	REMARKS	Weight (kgf)	Weight (lb)
001	35200-14110	HOUSING CLUTCH	1				50.2	110.44
002	38240-14710	LEVER CLUTCH	1	<=10163		(2WD)	0.5	1.1
002	35200-14710	LEVER CLUTCH	1	>=10164		(2WD)	0.48	1.056
002	38240-14710	LEVER CLUTCH	1	<=10172		(4WD)	0.5	1.1
002	35200-14710	LEVER CLUTCH	1	>=10173		(4WD)	0.48	1.056
003	31150-14720	FORK	1				0.24	0.528
004	31150-14780	KEY FORK	1				0.003	0.0066
005	01123-50825	BOLT	1				0.013	0.0286
006	35200-14810	HUB CLUTCH RELEASE	1	<=10353		(2WD)	0.6	1.32
006	37220-14810	HUB CLUTCH RELEASE	1	>=10354		(2WD)	0	0
006	35200-14810	HUB CLUTCH RELEASE	1	<=10506		(4WD)	0.6	1.32
006	37220-14810	HUB CLUTCH RELEASE	1	>=10507		(4WD)	0	0
007	06613-10010	NIPPLE GREASE	1				0.006	0.0132
008	08490-00001	BEARING THRUST BALL	1				0.227	0.4994
009	34150-14840	SPRING	1				0.01	0.022
010	37150-15410	CASE PROPELLER SHAFT	1				0	0
011	37150-15420	SPACER	1				0.105	0.231
012	04811-50650	O RING	1				0.002	0.0044
013	01123-50830	BOLT	4				0.015	0.033
014	37150-15710	PEDAL CLUTCH	1				1.4	3.08
015	34150-28430	BUSH	2				0.04	0.088
016	32240-15950	PIECE DISTANCE	1	<=10413		(2WD)	0.045	0.099
016	35200-15950	PIECE DISTANCE	1	>=10414		(2WD)	0.03	0.066
016	32240-15950	PIECE DISTANCE	1	<=10612		(4WD)	0.045	0.099
016	35200-15950	PIECE DISTANCE	1	>=10613		(4WD)	0.03	0.066
017	01130-51025	BOLT	1				0	0
018	04011-50100	WASHER PLAIN	1				0.002	0.0044
019	38240-32250	BRACKET	1				0.08	0.176

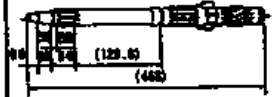
# MAIN SHAFT



REF. No. ① 35200-2151-0



REF. No. ① 35200-2151-2

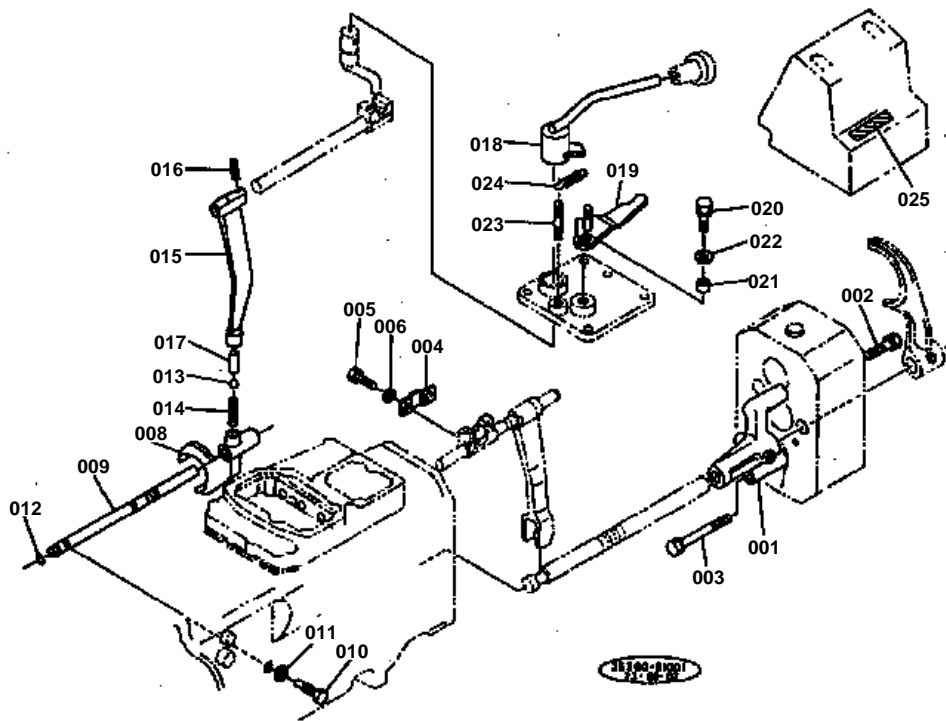


**MAIN SHAFT**

↔ Interchangeable; ≠ not interchangeable; ← new for old; → old for new

REF.No	Part No.	Description	Q'ty	S.No.	I/C	REMARKS	Weight (kgf)	Weight (lb)
001	35200-21510	SHAFT MAIN	1	≤10353		(2WD)	1.965	4.323
001	35200-21512	SHAFT MAIN	1	≥10354		(2WD)	1.935	4.257
001	35200-21510	SHAFT MAIN	1	≤10431		(4WD)	1.965	4.323
001	35200-21512	SHAFT MAIN	1	≥10432		(4WD)	1.935	4.257
002	34150-21650	COVER BEARING	1				0.07	0.154
003	35200-25320	COUNTERSHAFT PTO	1				2.115	4.653
004	34150-21560	WASHER	2				0.01	0.022
005	37150-21760	COLLAR THRUST	1				0.017	0.0374
006	08151-06205	BEARING BALL	1				0.131	0.2882
007	37150-21550	CIR-CLIP EXTERNAL	3				0.06	0.132
008	35260-21730	GEAR 44	1				0.895	1.969
009	37150-21740	GEAR 45	1				1.08	2.376
010	08241-03205	BEARING BALL	1				0	0
011	34150-21650	COVER BEARING	1				0.07	0.154
012	37150-21750	BOSS SPLINE	1				0.088	0.1936
013	37150-21780	RING	1				0	0
014	35200-25210	SHAFT PTO DRIVE	1				0.79	1.738
015	37150-21550	CIR-CLIP EXTERNAL	2				0.06	0.132
016	35200-25220	COLLAR	1				0.005	0.011
017	35200-25230	SPRING ONE-WAY CLUTC	1				0.075	0.165
018	35200-25242	CAM CLUTCH	2				0	0
019	35200-25250	COLLAR	1				0.04	0.088

# SPEED CHANGE SYSTEM



REF. No. ④ 3020-2304-0



REF. No. ④ 94013-5020



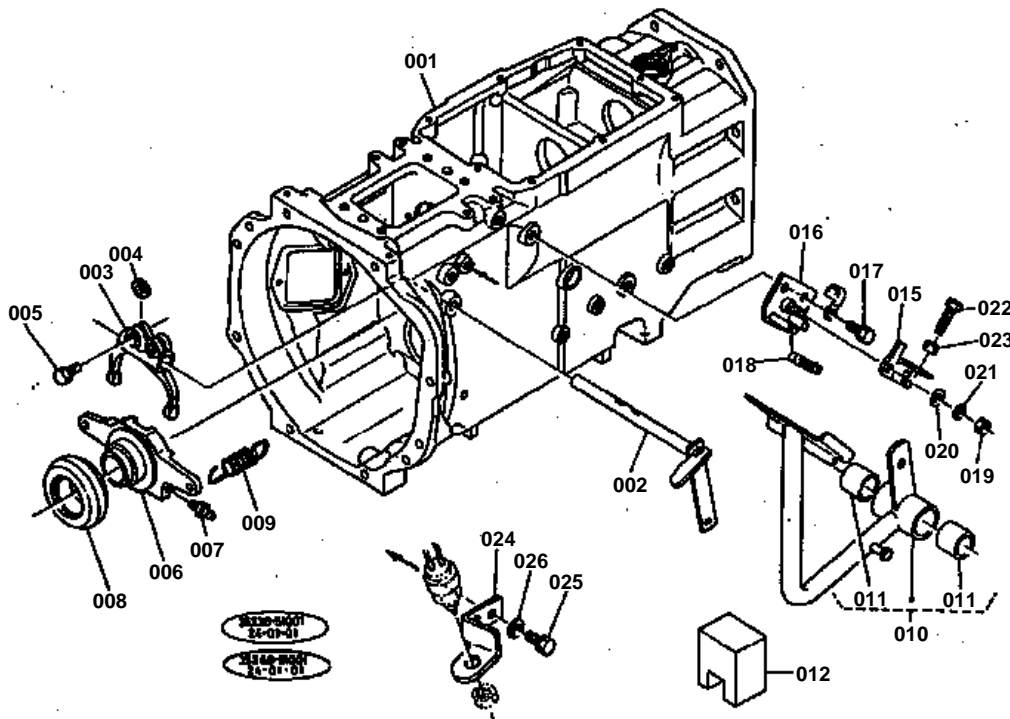
Discontinua.

**SPEED CHANGE SYSTEM**

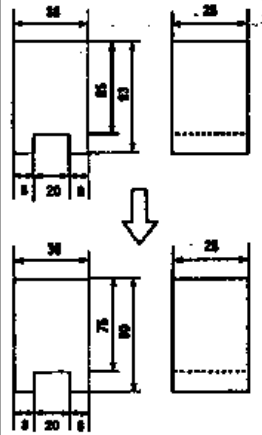
↔ Interchangeable; ≠ not interchangeable; ← new for old; → old for new

REF.No	Part No.	Description	Q'ty	S.No.	I/C	REMARKS	Weight (kgf)	Weight (lb)
001	35200-23300	GUIDE SHIFT ROD	1				0.47	1.034
002	01133-51030	BOLT	1				0.025	0.055
003	01133-51065	BOLT	1				0.03	0.066
004	35200-23340	PLATE	1				0.015	0.033
005	01050-50512	BOLT	2	≧10001			0.003	0.0066
005	01050-50510	BOLT	2	≧10001			0.003	0.0066
006	04512-50050	WASHER SPRING	2				0	0
007	04013-50050	WASHER PLAIN	4	≦10353			0	0
007	04013-50050	WASHER PLAIN	4	≦10506			0	0
008	37150-24610	FORK SHIFT	1				0.21	0.462
009	35200-24630	SHAFT FORK	1				0.16	0.352
010	34150-24680	SCREW SET	1				0.015	0.033
011	04717-00800	WASHER SEAL	1				0.001	0.0022
012	04811-00090	O RING	1				0.001	0.0022
013	07715-01605	BALL	1				0.003	0.0066
014	62231-18530	SPRING	1				0.01	0.022
015	35200-24710	LEVER PTO	1				0.2	0.44
016	05411-00425	PIN SPRING	1				0.001	0.0022
017	34150-24690	PIN	1				0.02	0.044
018	35200-24850	LEVER PTO	1				0.22	0.484
019	35260-24900	LEVER CHECK	1				0.095	0.209
020	01170-51020	BOLT	1				0	0
021	35260-24910	COLLAR	1				0.003	0.0066
022	04013-50100	WASHER PLAIN	2				0	0
023	35260-24920	HOOK	1				0.005	0.011
024	34370-15770	SPRING	1				0.004	0.0088
025	35200-24950	LABEL PTO	1				0.001	0.0022

# CLUTCH HOUSING



REF. No. 35340-1525-0



REF. No. 35280-1525-0

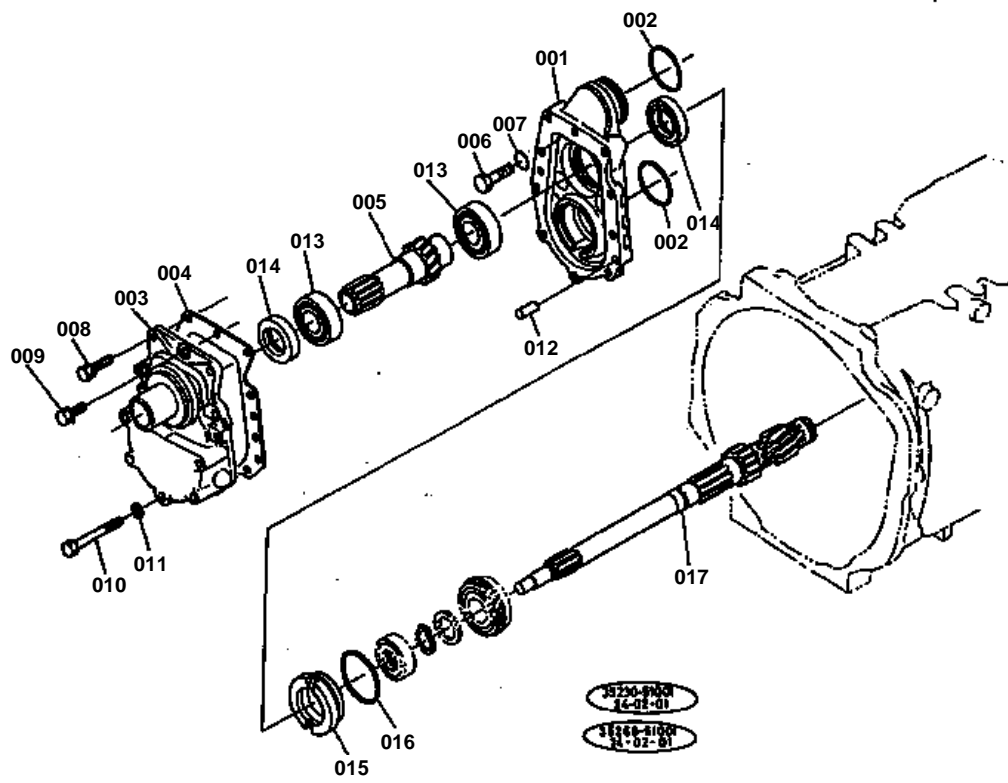
**CLUTCH HOUSING**

↔ Interchangeable; ≠ not interchangeable; ← new for old; → old for new

REF.No	Part No.	Description	Q'ty	S.No.	I/C	REMARKS	Weight (kgf)	Weight (lb)
001	35260-14110	HOUSING CLUTCH	1				61	134.2
002	38430-14710	LEVER CLUTCH	1				0.54	1.188
003	38430-14720	FORK CLUTCH RELEASE	1				0.41	0.902
004	31150-14780	KEY FORK	2				0.003	0.0066
005	01123-50830	BOLT	2				0.015	0.033
006	38260-14810	HUB CLUTCH RELEASE	1				0.65	1.43
007	06613-10675	NIPPLE GREASE	1				0.003	0.0066
008	38430-14820	BEARING THRUST BALL	1				0.27	0.594
009	38430-14840	SPRING	2				0.004	0.0088
010	35260-15720	PEDAL CLUTCH	1				1.55	3.41
011	38180-28670	BUSH	2				0.02	0.044
012	35340-15950	PIECE DISTANCE	1	<=10413		(2WD)	0.04	0.088
012	35260-15950	PIECE DISTANCE	1	>=10414		(2WD)	0.05	0.11
012	35340-15950	PIECE DISTANCE	1	<=10612		(4WD)	0.04	0.088
012	35260-15950	PIECE DISTANCE	1	>=10613		(4WD)	0.05	0.11
013	99999-99999	BLANK	0				0	0
014	99999-99999	BLANK	0				0	0
015	35260-15810	STOPPER PEDAL	1				0.1	0.22
016	35260-15820	STAY STOPPER	1				0.2	0.44
017	01130-51020	BOLT	2				0	0
018	34370-15770	SPRING	1				0.004	0.0088
019	02114-50080	NUT	1				0.005	0.011
020	04012-50080	WASHER PLAIN	1				0.001	0.0022
021	04512-50080	WASHER SPRING	1				0	0
022	01172-51035	BOLT	1				0.03	0.066
023	02118-50100	NUT	1				0.005	0.011
024	35260-32250	BRACKET	1				0.105	0.231
025	01130-51020	BOLT	2				0	0
026	04011-50100	WASHER PLAIN	2				0.002	0.0044



GEAR CASE

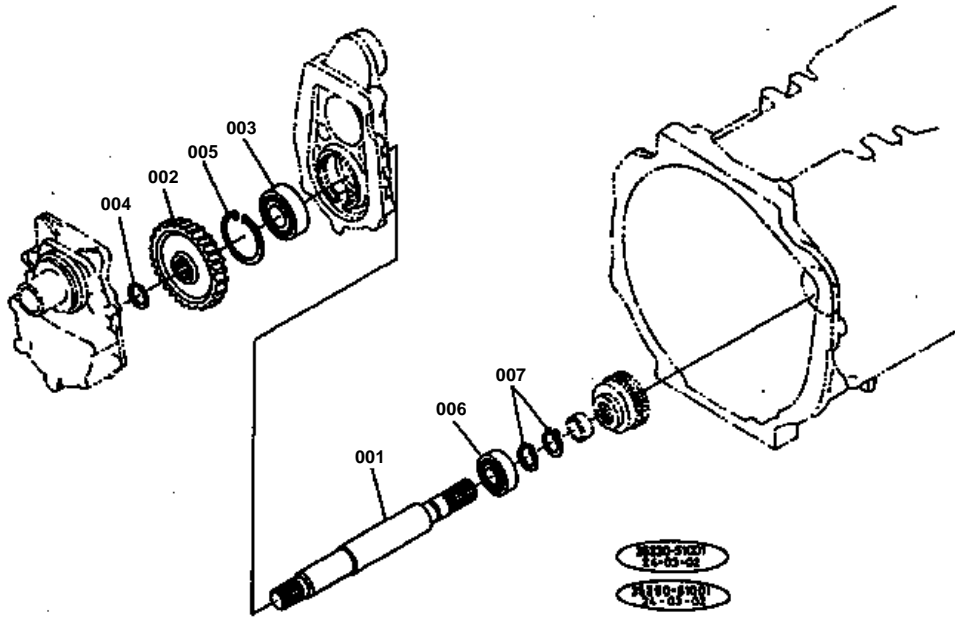


**GEAR CASE**

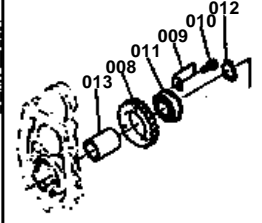
↔ Interchangeable; ≠ not interchangeable; ← new for old; → old for new

REF.No	Part No.	Description	Q'ty	S.No.	I/C	REMARKS	Weight (kgf)	Weight (lb)
001	38430-21310	CASE GEAR	1				3	6.6
002	04811-50550	O RING	2				0.002	0.0044
003	35260-21320	COVER GEAR CASE	1				0.79	1.738
004	38430-21330	GASKET	1				0.01	0.022
005	35260-21350	SHAFT 16 GEAR	1				0.58	1.276
006	38430-21340	BOLT	4				0.04	0.088
007	04811-00100	O RING	4				0.001	0.0022
008	01123-50830	BOLT	4				0.015	0.033
009	01123-50820	BOLT	1				0.011	0.0242
010	01153-50860	BOLT	5				0.024	0.0528
011	04512-50080	WASHER SPRING	5				0	0
012	05012-00818	PIN STRAIGHT	2				0.008	0.0176
013	38430-21580	BEARING BALL	2				0	0
014	09500-35558	SEAL OIL	2				0.02	0.044
015	35340-15420	SPACER 1	1				0.275	0.605
016	04811-50650	O RING	1				0.002	0.0044
017	35260-21510	SHAFT MAIN	1				0.16	0.352

PTO COUNTER SHAFT



- REF. No. ① 35280-2512-4  
② 35280-2514-4  
③ 01123-00618  
④ 08151-08008  
⑤ 44612-00300  
⑥ 35280-2517-4



35280-5107  
24-03-02  
35280-5107  
24-03-02

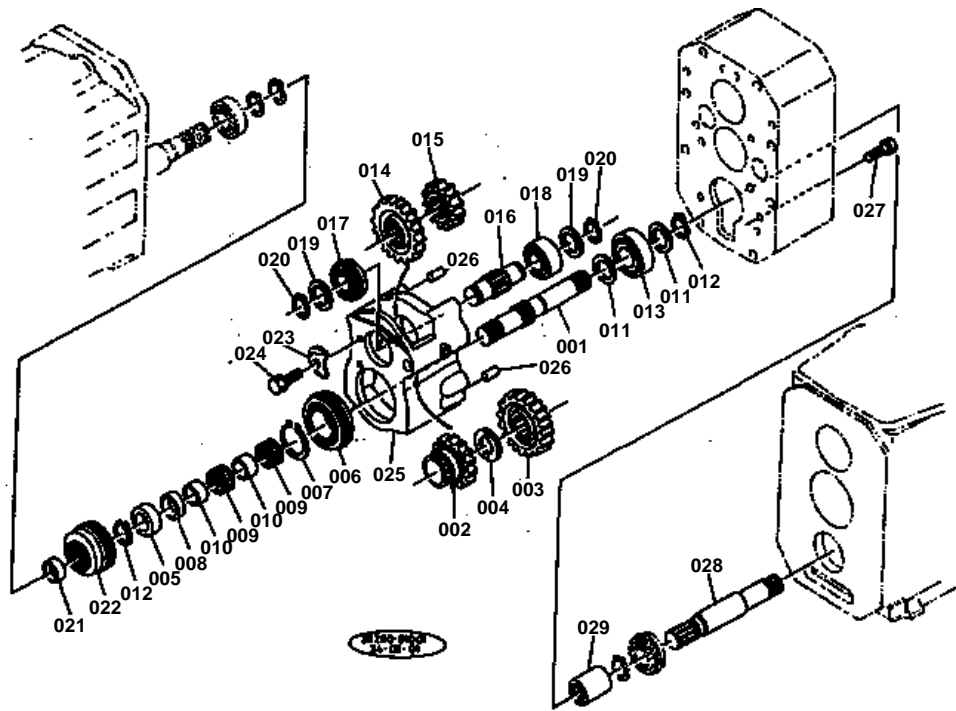


## PTO COUNTER SHAFT

↔ Interchangeable; ≠ not interchangeable; ← new for old; → old for new

REF.No	Part No.	Description	Q'ty	S.No.	I/C	REMARKS	Weight (kgf)	Weight (lb)
001	35260-25110	COUNTERSHAFT PTO 1	1				1.645	3.619
002	35260-25120	GEAR 39	1				0.69	1.518
003	08101-06305	BEARING BALL	1				0.23	0.506
004	38430-21550	CIR-CLIP EXTERNAL	1				0.005	0.011
005	04611-00620	CIR-CLIP INTERNAL	1				0.011	0.0242
006	08101-06205	BEARING BALL	1				0.14	0.308
007	37150-21550	CIR-CLIP EXTERNAL	2				0.06	0.132
008	35260-25130	GEAR 31	1	≤10413		(2WD)	0.36	0.792
008	35260-25130	GEAR 31	1	≤10612		(4WD)	0.36	0.792
009	35260-25140	BRAKE FAN	3	≤10413		(2WD)	0.023	0.0506
009	35260-25140	BRAKE FAN	3	≤10612		(4WD)	0.023	0.0506
010	01023-50616	BOLT	3	≤10413		(2WD)	0.005	0.011
010	01023-50616	BOLT	3	≤10612		(4WD)	0.005	0.011
011	08151-06006	BEARING BALL	1	≤10413		(2WD)	0.12	0.264
011	08151-06006	BEARING BALL	1	≤10612		(4WD)	0.12	0.264
012	04612-00300	CIR-CLIP EXTERNAL	1	≤10413		(2WD)	0.003	0.0066
012	04612-00300	CIR-CLIP EXTERNAL	1	≤10612		(4WD)	0.003	0.0066
013	35260-25170	COLLAR	1	≤10413		(2WD)	0.19	0.418
013	35260-25170	COLLAR	1	≤10612		(4WD)	0.19	0.418

PTO GEAR CASE



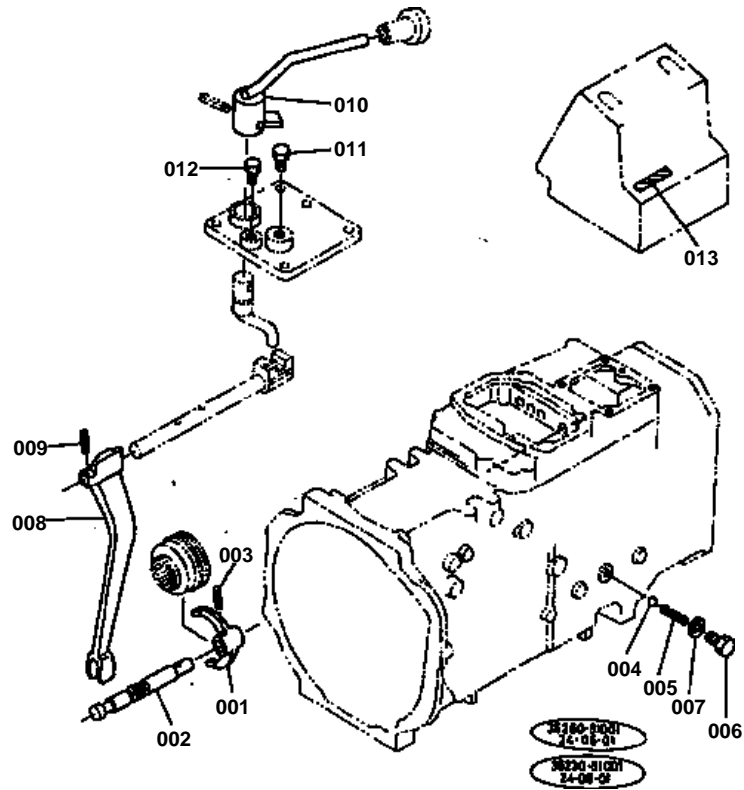


## PTO GEAR CASE

↔ Interchangeable; ≠ not interchangeable; ← new for old; → old for new

REF.No	Part No.	Description	Q'ty	S.No.	I/C	REMARKS	Weight (kgf)	Weight (lb)
001	35260-25160	COUNTERSHAFT PTO 2	1				0.73	1.606
002	38280-25170	GEAR 16	1				0.415	0.913
003	35260-25190	GEAR 22	1				0.67	1.474
004	38240-21760	COLLAR THRUST	1				0.02	0.044
005	35260-25240	COLLAR	1				0.098	0.2156
006	08153-06009	BEARING BALL	1				0.25	0.55
007	04612-00450	CIR-CLIP EXTERNAL	1				0.007	0.0154
008	38280-25250	COLLAR DISTANCE	1				0.025	0.055
009	38430-25660	BEARING NEEDLE	2				0.04	0.088
010	38280-25340	INNER RING	2				0.03	0.066
011	34150-21560	WASHER	2				0.01	0.022
012	38430-21550	CIR-CLIP EXTERNAL	2				0.005	0.011
013	08101-06305	BEARING BALL	1				0.23	0.506
014	38260-25260	GEAR 20	1				0.48	1.056
015	35260-25280	GEAR 15	1				0.34	0.748
016	35260-25290	SHAFT PTO GEAR	1				0.375	0.825
017	38430-21690	BEARING BALL	1				0.13	0.286
018	08241-03205	BEARING BALL	1				0	0
019	34150-21560	WASHER	2				0.01	0.022
020	38430-21550	CIR-CLIP EXTERNAL	2				0.005	0.011
021	35260-25200	COLLAR	1				0.03	0.066
022	38260-25510	SHIFTER	1				0.45	0.99
023	34150-21942	RETAINER BEARING	2				0.035	0.077
024	01123-50820	BOLT	2				0.011	0.0242
025	35260-25150	CASE PTO GEAR	1				4.3	9.46
026	05012-01018	PIN STRAIGHT	2				0.012	0.0264
027	01123-51030	BOLT	4				0.025	0.055
028	38260-25210	SHAFT PTO DRIVE	1				0.75	1.65
029	37150-21680	COUPLING	1				0	0

PTO SHIFT FORK





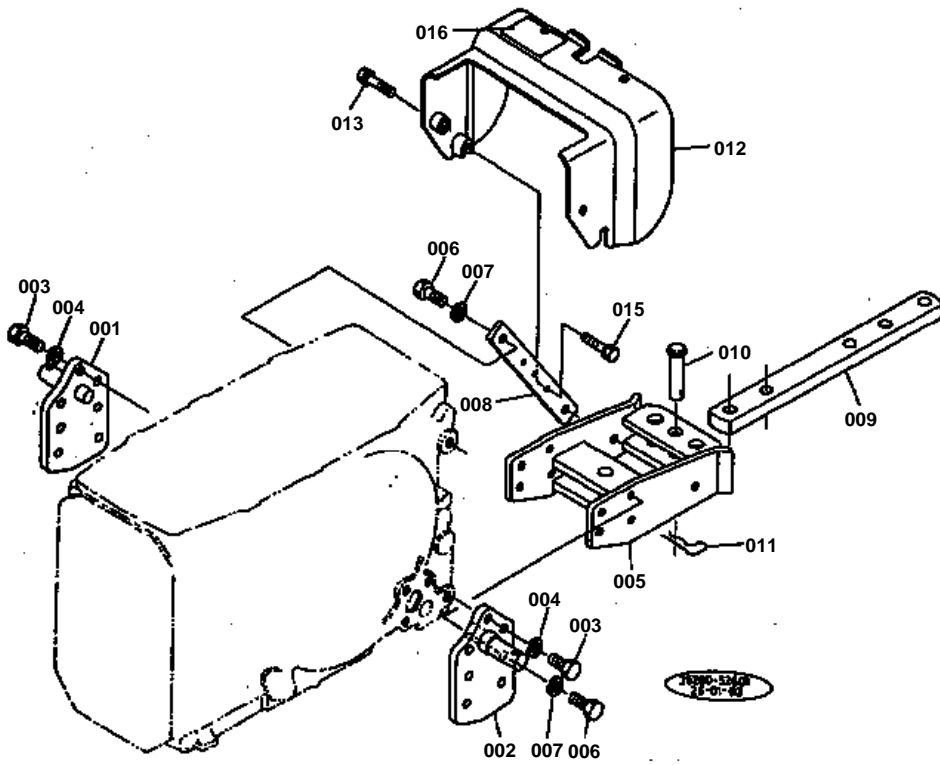
# PTO SHIFT FORK

↔ Interchangeable; ≠ not interchangeable; ← new for old; → old for new

REF.No	Part No.	Description	Q'ty	S.No.	I/C	REMARKS	Weight (kgf)	Weight (lb)
001	38260-24610	FORK SHIFT FRONT	1				0.11	0.242
002	38260-24632	ROD FORK FRONT	1				0.185	0.407
003	05411-00425	PIN SPRING	1				0.001	0.0022
004	07715-01605	BALL	3				0.003	0.0066
005	62231-18530	SPRING	2				0.01	0.022
006	37110-24680	PLUG	1				0.015	0.033
007	04717-01000	WASHER SEAL	1				0.001	0.0022
008	35260-24710	LEVER PTO	1				0.58	1.276
009	05411-00420	PIN SPRING	1				0.001	0.0022
010	35260-24853	LEVER PTO	1				0.2	0.44
011	01170-51020	BOLT	1				0	0
012	01150-50812	BOLT	1				0.009	0.0198
013	35260-24950	LABEL PTO	1				0.002	0.0044



SWING DRAWBAR

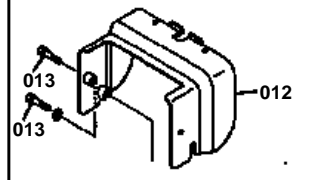


REF. No. 01130-26100



Discontinua.

REF. No. 01130-2547-0  
01133-51048

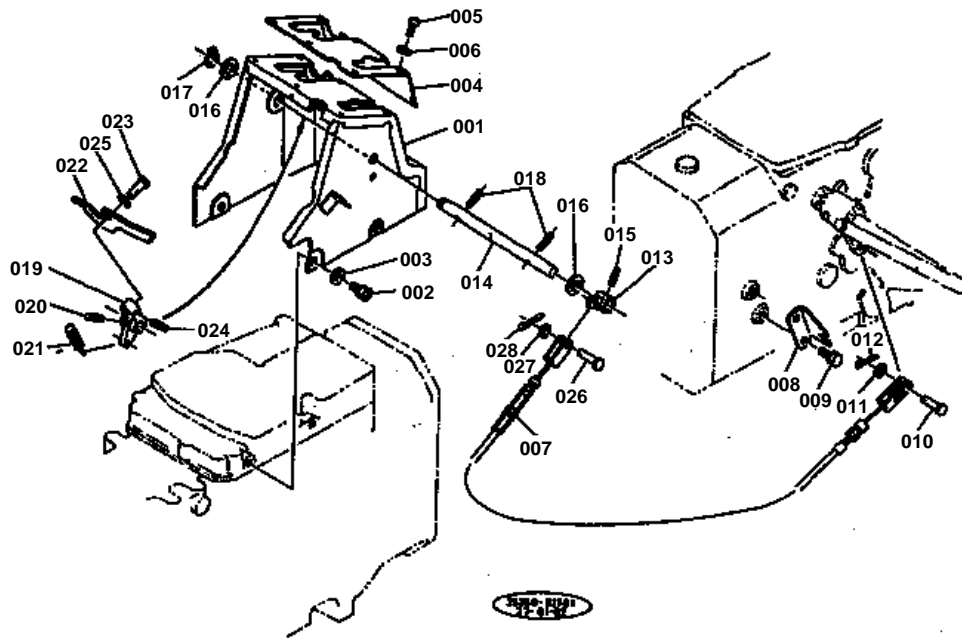


**SWING DRAWBAR**

↔ Interchangeable; ≠ not interchangeable; ← new for old; → old for new

REF.No	Part No.	Description	Q'ty	S.No.	I/C	REMARKS	Weight (kgf)	Weight (lb)
001	99573-78110	BRACKET LOWER LINK R	1				1.075	2.365
002	99573-78120	BRACKET LOWER LINK L	1				1.1	2.42
003	01173-51230	BOLT	6				0.037	0.0814
004	04512-50120	WASHER SPRING	6				0	0
005	37300-29710	FRAME DRAWBAR	1				9.6	21.12
006	01170-51430	BOLT	12				0.052	0.1144
007	04512-50140	WASHER SPRING	12				0	0
008	37300-29720	SUPPORT LINK	2				1.2	2.64
009	99553-78210	DRAWBAR 1	1				5.84	12.848
010	37300-29780	PIN JOINT	3				0.31	0.682
011	70515-16330	PIN SPRING	3				0.028	0.0616
012	38430-25470	PROTECTOR PTO	1				0	0
012	38430-25470	PROTECTOR PTO	1				0	0
012	35260-25470	PROTECTOR PTO	1				2	4.4
012	35260-25470	PROTECTOR PTO	1				2	4.4
013	01133-51040	BOLT	4	>=10001			0.03	0.066
013	01133-51040	BOLT	2	>=10001			0.03	0.066
014	04013-50100	WASHER PLAIN	2	<=10243		(2WD)	0	0
014	04013-50100	WASHER PLAIN	2	<=10302		(4WD)	0	0
015	01133-51035	BOLT	2	>=10244		(2WD)	0.03	0.066
015	01133-51035	BOLT	2	>=10303		(4WD)	0.03	0.066
016	35200-25340	LABEL PTO	1	>=10414			0.002	0.0044
016	35200-25340	LABEL PTO	1	>=10613			0.002	0.0044

# MAIN SPEED CHANGE GUIDE

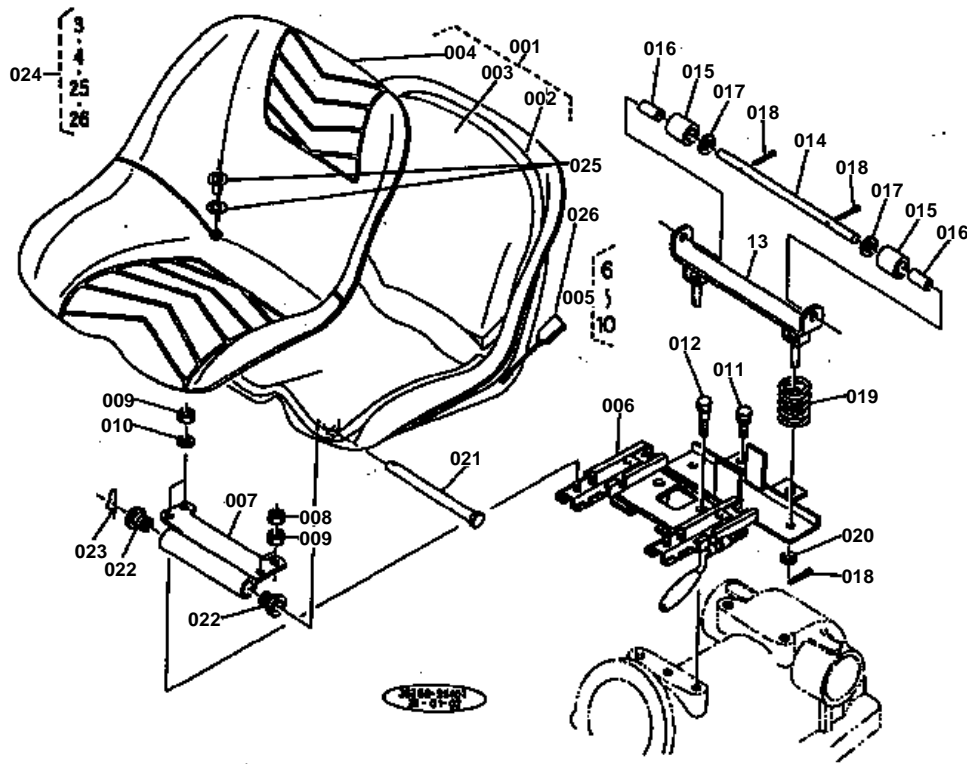




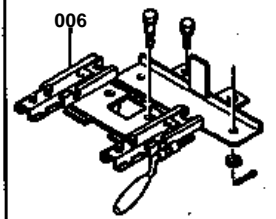
# MAIN SPEED CHANGE GUIDE

↔ Interchangeable; ≠ not interchangeable; ← new for old; → old for new

REF.No	Part No.	Description	Q'ty	S.No.	I/C	REMARKS	Weight (kgf)	Weight (lb)
001	35260-24930	GUIDE MAIN S-CHANGE	1				1.72	3.784
002	01202-50816	BOLT	4				0.012	0.0264
003	04012-50080	WASHER PLAIN	4				0.001	0.0022
004	35260-24940	MARK S-CHANGE PATTERN	1				0	0
005	03714-50410	SCREW TAPPING	9				0.002	0.0044
006	04012-50040	WASHER PLAIN	9				0.001	0.0022
007	35260-24960	ASSY WIRE CHECK	1				0.225	0.495
008	35260-24970	CLAMP WIRE	1				0.07	0.154
009	01123-50816	BOLT	2				0.011	0.0242
010	05122-50616	PIN JOINT	2	≠10001			0.004	0.0088
010	05122-50616	PIN JOINT	1	≠10001			0.004	0.0088
011	04012-50060	WASHER PLAIN	2	≠10001			0.001	0.0022
011	04012-50060	WASHER PLAIN	1	≠10001			0.001	0.0022
012	05511-51612	PIN SPLIT	2	≠10001			0.001	0.0022
012	05511-51612	PIN SPLIT	1	≠10001			0.001	0.0022
013	35260-24980	LEVER CHECK 1	1				0.05	0.11
014	35260-24990	SHAFT CHECK	1				0.26	0.572
015	05411-00425	PIN SPRING	1				0.001	0.0022
016	04011-50140	WASHER PLAIN	2				0.007	0.0154
017	04612-00140	CIR-CLIP EXTERNAL	1				0.001	0.0022
018	05411-00428	PIN SPRING	2				0.002	0.0044
019	35260-25000	LEVER	1				0.095	0.209
020	05411-00425	PIN SPRING	1				0.001	0.0022
021	35260-25010	SPRING	1				0.005	0.011
022	35260-25020	LEVER CHECK 2	1				0.165	0.363
023	35260-25030	PIN	1				0.015	0.033
024	05411-00325	PIN SPRING	1				0.001	0.0022
025	04013-50100	WASHER PLAIN	1				0	0
026	05122-50616	PIN JOINT	1	≠10001			0.004	0.0088
026	05122-50616	PIN JOINT	1	≠10001			0.004	0.0088
027	04012-50060	WASHER PLAIN	1	≠10001			0.001	0.0022
027	04012-50060	WASHER PLAIN	1	≠10001			0.001	0.0022
028	05511-51612	PIN SPLIT	1	≠10001			0.001	0.0022
028	05511-51612	PIN SPLIT	1	≠10001			0.001	0.0022



REP. No. 35200-1842-0



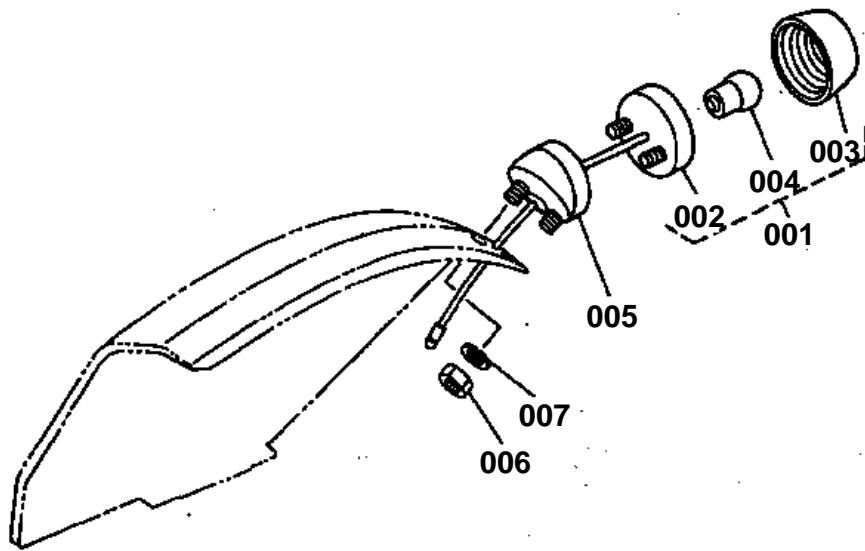


## SEAT

↔ Interchangeable; ≠ not interchangeable; ← new for old; → old for new

REF.No	Part No.	Description	Q'ty	S.No.	I/C	REMARKS	Weight (kgf)	Weight (lb)
001	35260-85010	ASSY SEAT	1				6	13.2
002	35260-85020	PAN SEAT	1				0	0
003	99999-99999	BLANK	1			ORDER BY REF.No.001 OR 024	0	0
004	99999-99999	BLANK	1			ORDER BY REF.No.001 OR 024	0	0
005	35260-18413	ASSY ADJUSTER SEAT	1				0	0
006	35260-18420	ADJUSTER SEAT	1				2.8	6.16
007	35260-18430	SUPPORT SEAT	1				0.54	1.188
008	02112-50080	NUT	2				0.003	0.0066
009	02114-50080	NUT	4				0.005	0.011
010	04512-50080	WASHER SPRING	2				0	0
011	01133-51025	BOLT	2				0.023	0.0506
012	01133-51045	BOLT	2				0.034	0.0748
013	35260-18480	BRACKET CUSHION	1				0.5	1.1
014	35260-18490	SHAFT CUSHION SET	1				0.13	0.286
015	38240-18440	CUSHION	2				0.035	0.077
016	35260-18500	COLLAR	2				0.018	0.0396
017	04013-50100	WASHER PLAIN	2				0	0
018	05511-50315	PIN SPLIT	4				0.002	0.0044
019	66204-45980	SPRING SEAT	2				0.1	0.22
020	04012-50080	WASHER PLAIN	2	≧10001			0.001	0.0022
020	04015-50080	WASHER PLAIN	2	≧10001			0	0
021	38240-18470	PIN SET	1				0.085	0.187
022	37150-18490	CUSHION	2				0.014	0.0308
023	05515-51000	PIN SNAP	1				0	0
024	35110-99100	ASSY COVER SEAT	1	≧10414			0.52	1.144
024	35110-99100	ASSY COVER SEAT	1	≧10613			0.52	1.144
025	35110-85050	EYE-LET	4	≧10414			0.005	0.011
025	35110-85050	EYE-LET	4	≧10613			0.005	0.011
026	35110-85060	PROTECTOR	3	≧10414			0.01	0.022
026	35110-85060	PROTECTOR	3	≧10613			0.01	0.022

TAIL LAMP



35170-53801  
28-01-01

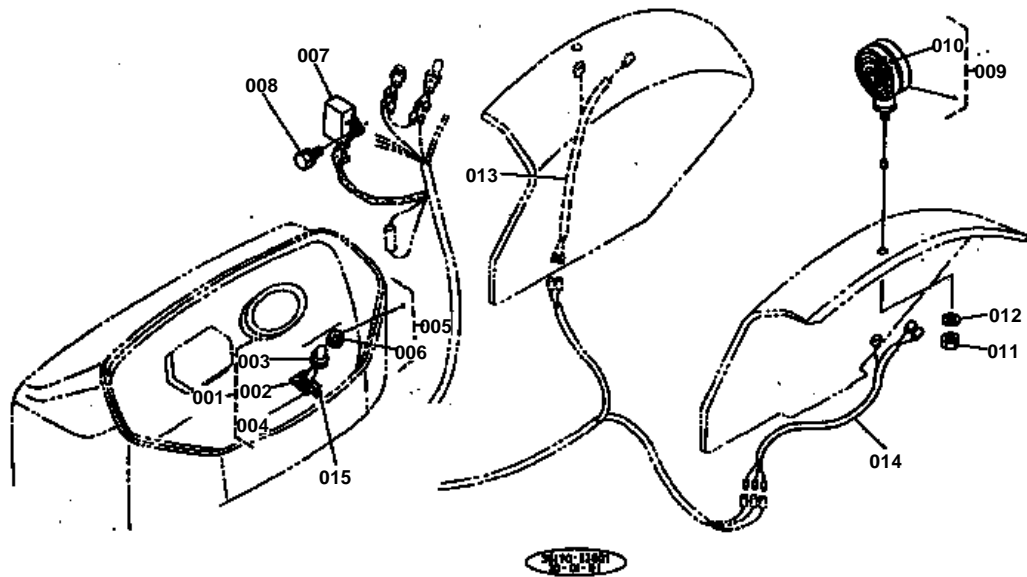
**TAIL LAMP**

↔ Interchangeable; ≠ not interchangeable; ← new for old; → old for new

REF.No	Part No.	Description	Q'ty	S.No.	I/C	REMARKS	Weight (kgf)	Weight (lb)
001	34350-34100	ASSY LAMP TAIL	2				0.13	0.286
002	99999-99999	BLANK	2			ORDER BY REF.No.001	0	0
003	34350-34120	LENS LAMP	2				0.05	0.11
004	34350-34140	BULB LAMP	2				0.008	0.0176
005	34350-34190	HOLDER TAIL LAMP	2				0.107	0.2354
006	02014-50060	NUT	4				0.003	0.0066
007	04512-50060	WASHER SPRING	4				0	0



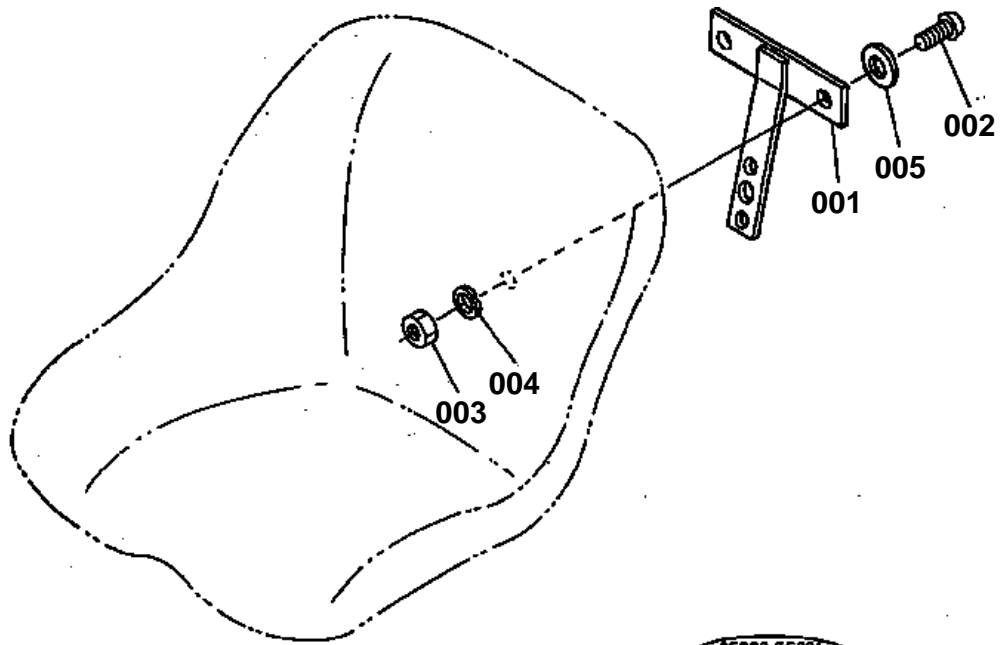
HAZARD LAMP



**HAZARD LAMP**

↔ Interchangeable; ≠ not interchangeable; ← new for old; → old for new

REF.No	Part No.	Description	Q'ty	S.No.	I/C	REMARKS	Weight (kgf)	Weight (lb)
001	54721-41300	ASSY SWITCH	1				0.03	0.066
002	99999-99999	BLANK	1			ORDER BY REF.No.001	0	0
003	54721-22330	CAP	1				0.002	0.0044
004	54721-22340	LABEL	1				0.001	0.0022
005	66711-55290	ASSY OIL LAMP	1				0.016	0.0352
006	34150-34590	BULB	1				0.001	0.0022
007	35170-33700	FLASHER	1				0.06	0.132
008	01202-50616	BOLT	1				0.006	0.0132
009	35450-75010	ASSY LAMP HAZARD FLA	2				0.3	0.66
010	35450-75022	VALVE HAZARD FLASHER	2				0.008	0.0176
011	02114-50100	NUT	2				0.005	0.011
012	04512-50100	WASHER SPRING	2				0	0
013	35170-34360	WIRE HARNESS 6	1				0.025	0.055
014	35170-34370	WIRE HARNESS 7	1				0.035	0.077
015	35320-31840	LABEL	1				0.005	0.011

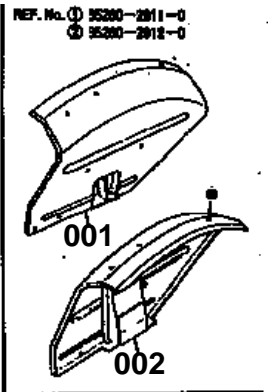
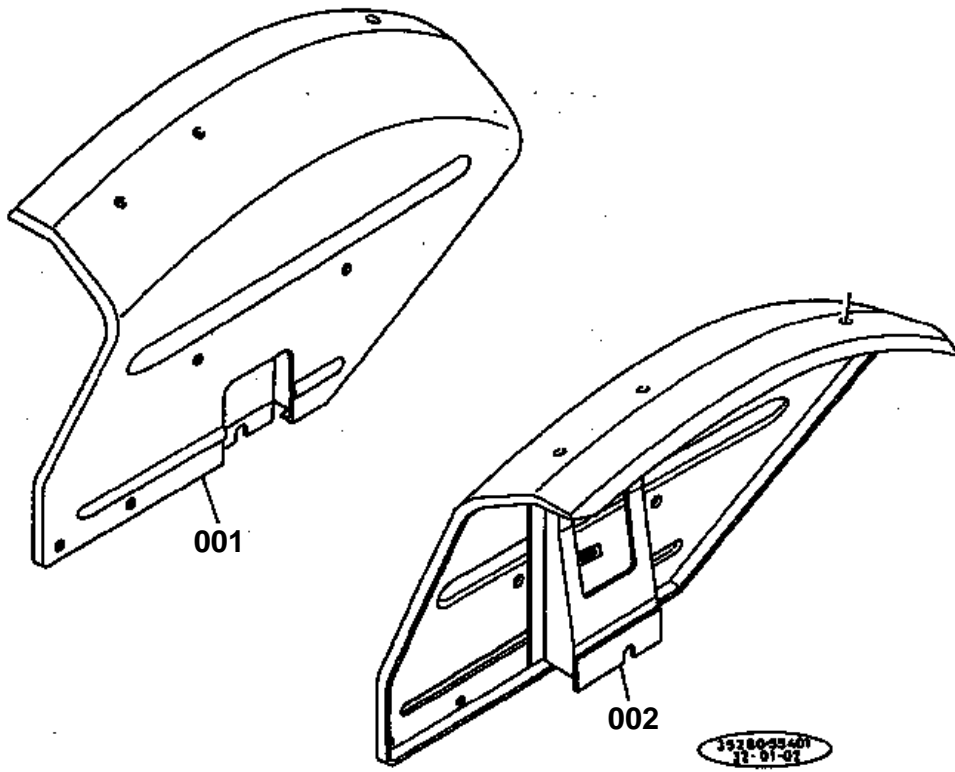


35320-85301  
31-01-01

**S.M.V.EMBLEM BRACKET**

↔ Interchangeable; ≠ not interchangeable; ← new for old; → old for new

REF.No	Part No.	Description	Q'ty	S.No.	I/C	REMARKS	Weight (kgf)	Weight (lb)
001	35320-18480	BRACKET	1				0.22	0.484
002	01050-50614	BOLT	2				0	0
003	02014-50060	NUT	2				0.003	0.0066
004	04512-50060	WASHER SPRING	2				0	0
005	04012-50060	WASHER PLAIN	2				0.001	0.0022

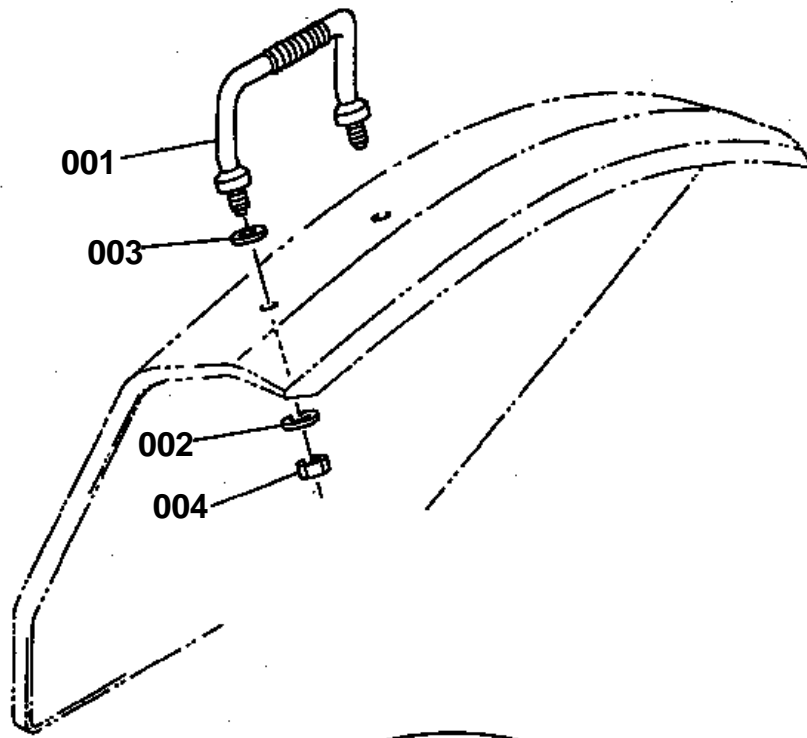




# FENDER

↔ Interchangeable; ≠ not interchangeable; ← new for old; → old for new

REF.No	Part No.	Description	Q'ty	S.No.	I/C	REMARKS	Weight (kgf)	Weight (lb)
001	35260-29110	ASSY FENDER RH	1	←=10353		(2WD)	0	0
001	35260-29114	ASSY FENDER RH	1	≧=10354		(2WD)	0	0
001	35260-29110	ASSY FENDER RH	1	←=10506		(4WD)	0	0
001	35260-29114	ASSY FENDER RH	1	≧=10507		(4WD)	0	0
002	35260-29120	ASSY FENDER LH	1	←=10353		(2WD)	0	0
002	35260-29124	ASSY FENDER LH	1	≧=10354		(2WD)	0	0
002	35260-29120	ASSY FENDER LH	1	←=10506		(4WD)	0	0
002	35260-29124	ASSY FENDER LH	1	≧=10507		(4WD)	0	0



35260-55001  
33-01-01

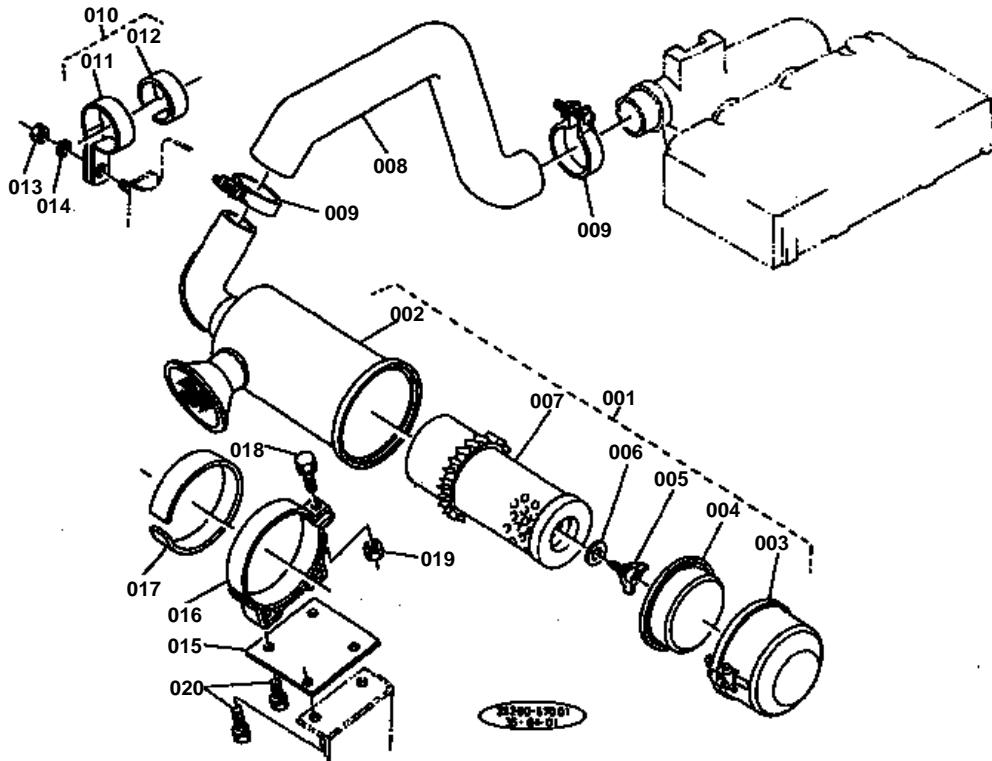


↔ Interchangeable; ≠ not interchangeable; ← new for old; → old for new

REF.No	Part No.	Description	Q'ty	S.No.	I/C	REMARKS	Weight (kgf)	Weight (lb)
001	35260-29190	RAIL HAND	2				0.27	0.594
002	04013-50140	WASHER PLAIN	4				0	0
003	32260-29180	CUSHION	4				0.005	0.011
004	02174-50140	NUT	4				0.014	0.0308



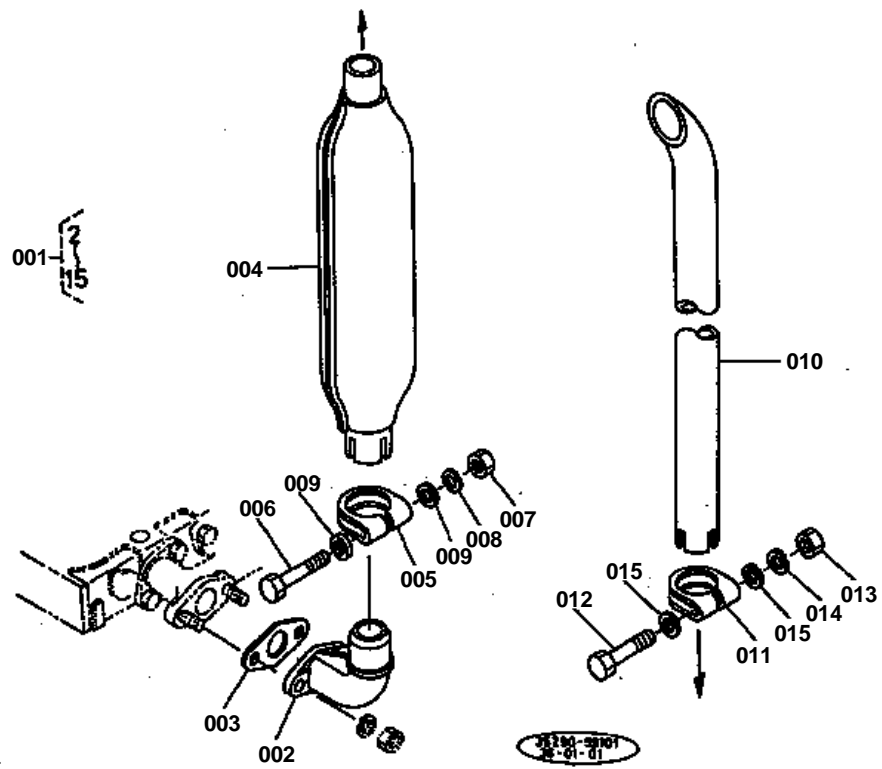
AIR CLEANER



**AIR CLEANER**

↔ Interchangeable; ≠ not interchangeable; ← new for old; → old for new

REF.No	Part No.	Description	Q'ty	S.No.	I/C	REMARKS	Weight (kgf)	Weight (lb)
001	15585-11010	ASSY CLEANER AIR	1				2.7	5.94
002	15585-11150	BODY AIR CLEANER	1				1.905	4.191
003	15585-11160	COVER AIR CLEANER	1				0.3	0.66
004	15521-11410	COVER BAFFLE	1				0.17	0.374
005	15221-92620	BOLT WING	2				0.04	0.088
006	15521-94430	WASHER SEAL	1				0.009	0.0198
007	15521-11080	ASSY ELEMENT AIR CLE	1				0.63	1.386
008	15585-11620	PIPE INLET	1				0.525	1.155
009	15401-11720	BAND PIPE	2				0.05	0.11
010	15585-11700	ASSY HOLDER INLET PI	1				0.065	0.143
011	15585-11710	HOLDER INLET PIPE	1				0.055	0.121
012	15585-11690	PROTECTOR INLET PIPE	1				0.009	0.0198
013	02156-50080	NUT	1				0.004	0.0088
014	04512-50080	WASHER SPRING	1				0	0
015	35260-13940	SUPPORT A/C BAND	1				0.55	1.21
016	38240-13980	BAND AIR CLEANER	1				0.234	0.5148
017	38240-13970	CUSHION	1				0.025	0.055
018	38240-13990	BOLT A/C BAND	1				0.055	0.121
019	02112-50080	NUT	1				0.003	0.0066
020	01120-50816	BOLT	4				0	0

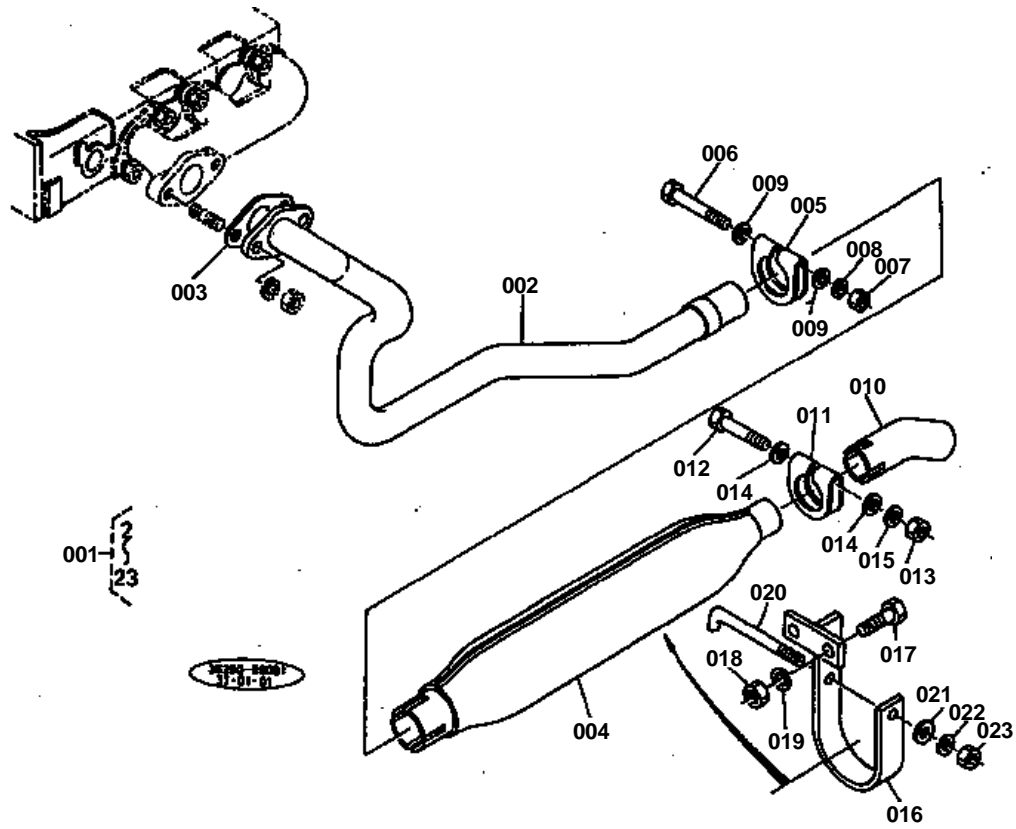


**UPPER MUFFLER [4WD]**

↔ Interchangeable; ≠ not interchangeable; ← new for old; → old for new

REF.No	Part No.	Description	Q'ty	S.No.	I/C	REMARKS	Weight (kgf)	Weight (lb)
001	35290-63100	ASSY MUFFLER	1				3.85	8.47
002	15575-12320	FLANGE MUFFLER	1				0.75	1.65
003	15221-12370	GASKET MUFFLER FLANG	1				0	0
004	15575-12110	MUFFLER	1				0	0
005	15575-12130	BAND MUFFLER	1				0	0
006	01153-50880	BOLT	1				0.03	0.066
007	02156-50080	NUT	1				0.004	0.0088
008	04512-50080	WASHER SPRING	1				0	0
009	04012-50080	WASHER PLAIN	2				0.001	0.0022
010	35290-12410	MANIFOLD EXHAUST 1	1				0	0
011	15575-12430	BAND	1				0	0
012	01153-50860	BOLT	1				0.024	0.0528
013	02156-50080	NUT	1				0.004	0.0088
014	04512-50080	WASHER SPRING	1				0	0
015	04012-50080	WASHER PLAIN	2				0.001	0.0022

UNDER MUFFLER

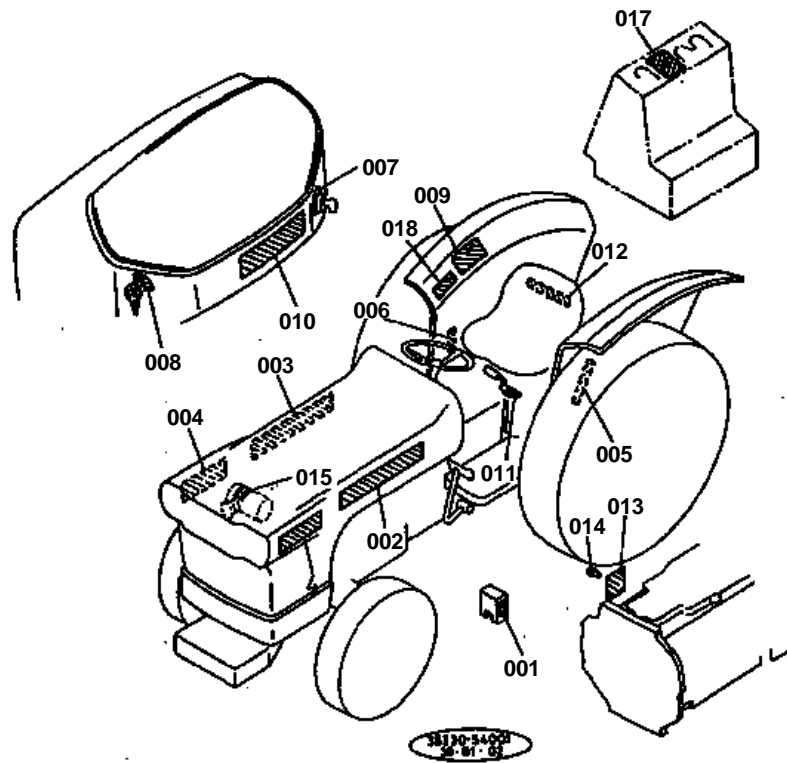




## UNDER MUFFLER

↔ Interchangeable; ≠ not interchangeable; ← new for old; → old for new

REF.No	Part No.	Description	Q'ty	S.No.	I/C	REMARKS	Weight (kgf)	Weight (lb)
001	35290-62100	ASSY MUFFLER	1				8.05	17.71
002	35290-62110	PIPE MUFFLER 1	1				2.05	4.51
003	15221-12370	GASKET	1				0	0
004	15575-12110	MUFFLER	1				0	0
005	15575-12130	BAND	1				0	0
006	01153-50880	BOLT	1				0.03	0.066
007	02156-50080	NUT	1				0.004	0.0088
008	04512-50080	WASHER SPRING	1				0	0
009	04012-50080	WASHER PLAIN	2				0.001	0.0022
010	35290-62130	PIPE MUFFLER 2	1				0	0
011	15575-12430	BAND	1				0	0
012	01153-50865	BOLT	1				0.025	0.055
013	02156-50080	NUT	1				0.004	0.0088
014	04012-50080	WASHER PLAIN	2				0.001	0.0022
015	04512-50080	WASHER SPRING	1				0	0
016	35290-62160	SUPPORT MUFFLER	1				0.46	1.012
017	01173-51020	BOLT	2				0.017	0.0374
018	02118-50100	NUT	2				0.005	0.011
019	04512-50100	WASHER SPRING	2				0	0
020	35110-62170	BOLT	1				0.05	0.11
021	04013-50080	WASHER PLAIN	1				0	0
022	04512-50080	WASHER SPRING	1				0	0
023	02054-50080	NUT	1				0.005	0.011





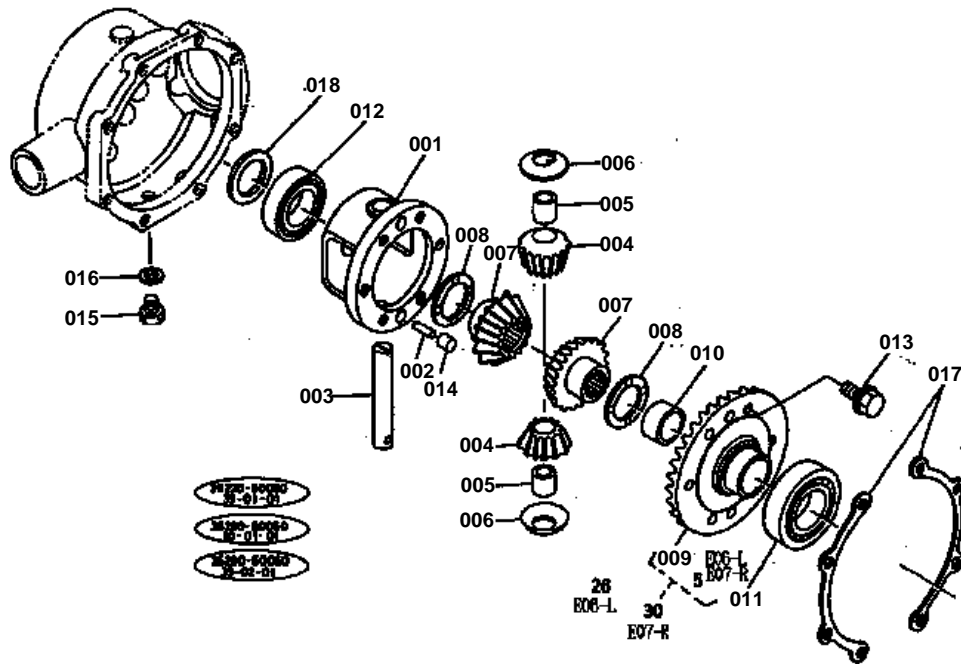
LABEL

↔ Interchangeable; ≠ not interchangeable; ← new for old; → old for new

REF.No	Part No.	Description	Q'ty	S.No.	I/C	REMARKS	Weight (kgf)	Weight (lb)
001	35176-15930	LABEL PEDAL	1				0.005	0.011
002	35260-18280	MARK SIDE KUBOTA LH	1				0.02	0.044
003	35260-18290	MARK SIDE KUBOTA RH	1				0.02	0.044
004	35290-18810	LABEL 4WD	2				0.005	0.011
005	35340-24580	LABEL AUX S-CHANGE	1				0.001	0.0022
006	35176-26690	LABEL DIFF LOCK	1				0.001	0.0022
007	35260-31830	LABEL MAIN SWITCH	1				0.005	0.011
008	35260-32110	LABEL LAMP SWITCH	1				0.005	0.011
009	35176-34910	LABEL SAFETY	1	≠10243		(2WD)	0.01	0.022
009	35176-34910	LABEL SAFETY	1	≠10302		(4WD)	0.01	0.022
009	35260-34910	LABEL SAFETY	1	≧10001		(2WD)	0	0
009	35260-34910	LABEL SAFETY	1	≧10001		(4WD)	0	0
010	35176-34920	LABEL INSTRUCTION	1				0.005	0.011
011	35290-44900	LABEL CHANGE	1			(4WD)	0.001	0.0022
012	32140-18470	MARK KUBOTA	1				0.002	0.0044
013	35230-19830	NAME PLATE BODY 1	1	≧10001		(4WD)	0	0
013	35260-19830	NAME PLATE BODY 1	1	≧10001		(4WD)	0.015	0.033
013	35200-19830	NAME PLATE BODY 1	1	≧10001		(2WD)	0	0
013	35260-19830	NAME PLATE BODY 1	1	≧10001		(2WD)	0.015	0.033
013	35290-19830	NAME PLATE BODY 1	1	≧10001		(4WD)	0	0
013	35260-19830	NAME PLATE BODY 1	1	≧10001		(4WD)	0.015	0.033
014	34152-57920	RIVET	4				0.001	0.0022
015	15222-93450	LABEL AIR CLEANER	1				0.001	0.0022
016	19271-87210	LABEL INSTRUCTION	1				0.001	0.0022
017	35260-25050	LABEL	1	≧10414		(2WD)	0.01	0.022
017	35260-25050	LABEL	1	≧10613		(4WD)	0.01	0.022
018	35260-29780	LABEL ROPS	1	≧10414		(2WD)	0	0
018	35260-29780	LABEL ROPS	1	≧10613		(4WD)	0	0



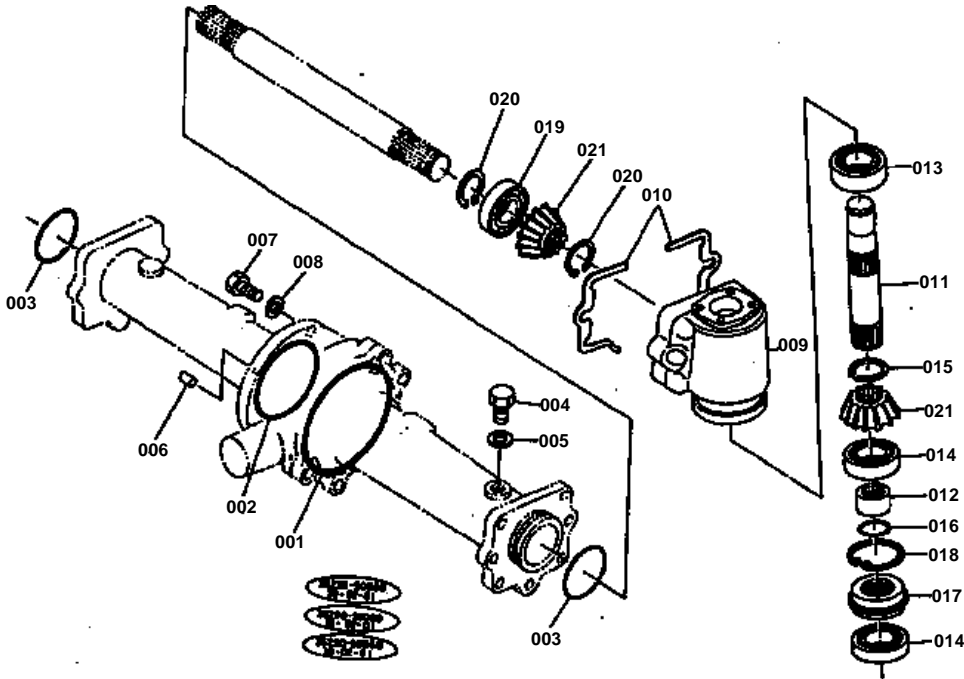
DIFFERENTIAL CASE [4WD (INTEGRAL POWER STEERING)]



**DIFFERENTIAL CASE [4WD (INTEGRAL POWER STEERING)]**

↔ Interchangeable; ≠ not interchangeable; ← new for old; → old for new

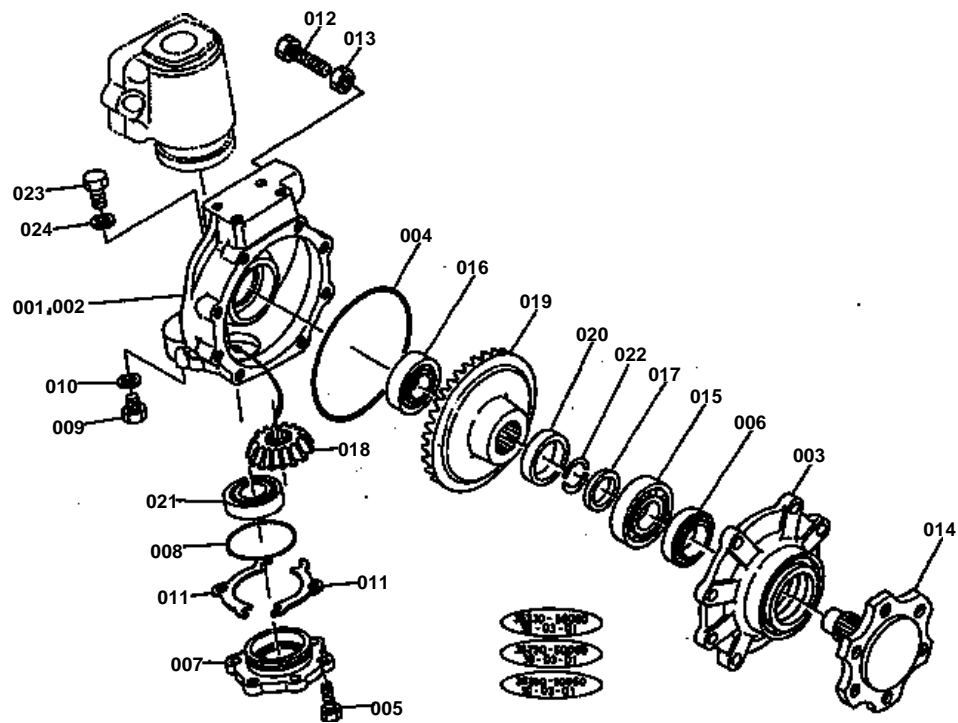
REF.No	Part No.	Description	Q'ty	S.No.	I/C	REMARKS	Weight (kgf)	Weight (lb)
001	38440-43310	CASE DIFFERENTIAL	1				2.1	4.62
002	37650-43320	PIN SNAP	1				0.01	0.022
003	37650-43330	SHAFT DIFF PINION	1				0.3	0.66
004	31220-26300	PINION DIFFERENTIAL	2				0.155	0.341
005	31220-26360	BUSH	2				0.015	0.033
006	31220-26390	WASHER DIFF PINION	2				0	0
007	38440-44980	GEAR DIFF SIDE RH	2				0	0
008	31220-26480	WASHER	2				0.015	0.033
008	31220-26490	WASHER	2				0.02	0.044
008	37150-26480	WASHER	2				0.016	0.0352
009	99999-99999	BLANK	1			ORDER BY REF.No.026 ON FIG.No.093 REF.No	0	0
010	37650-43360	BUSH	1				0.039	0.0858
011	08101-06011	BEARING BALL	1				0.376	0.8272
012	08101-06010	BEARING BALL	1				0.262	0.5764
013	37800-43870	BOLT	6				0.026	0.0572
014	38440-43880	PIN STRAIGHT	2				0	0
015	06331-35012	PLUG	1				0.022	0.0484
016	04717-01200	WASHER SEAL	1				0.002	0.0044
017	37650-43130	SHIM 0.2	4				0.005	0.011
017	37650-43160	SHIM 0.1	4				0.002	0.0044
018	37650-43140	SHIM 0.2	2				0.005	0.011
018	37650-43170	SHIM 0.1	2				0.004	0.0088



**BEVEL GEAR CASE [4WD (INTEGRAL POWER STEERING)]**

↔ Interchangeable; ≠ not interchangeable; ← new for old; → old for new

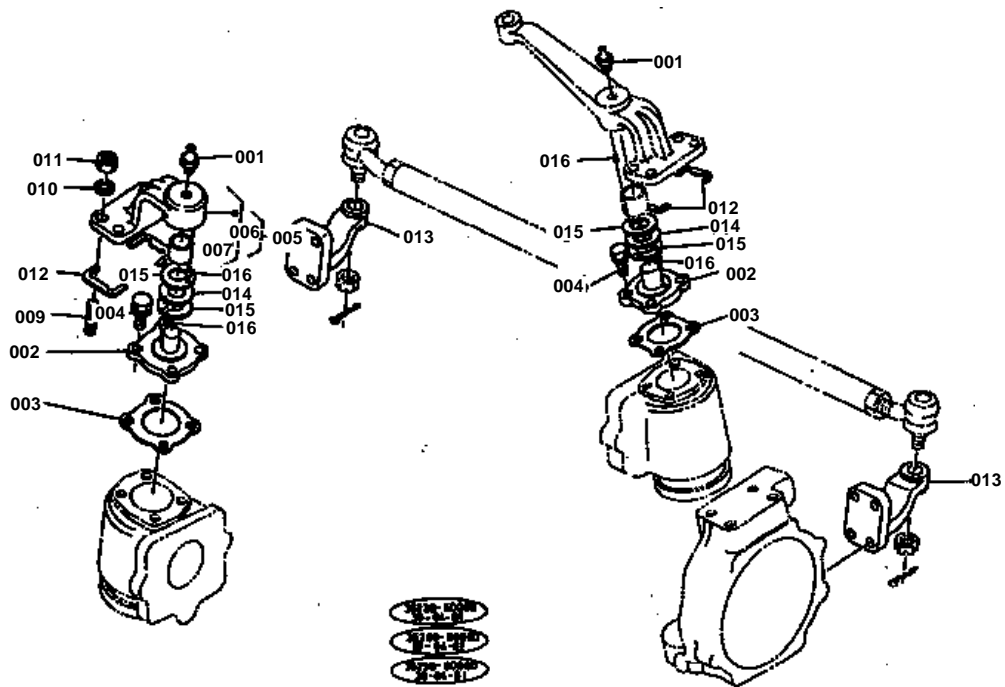
REF.No	Part No.	Description	Q'ty	S.No.	I/C	REMARKS	Weight (kgf)	Weight (lb)
001	34160-43440	O RING	1				0.005	0.011
002	04811-51300	O RING	1				0.004	0.0088
003	04811-50750	O RING	2				0.002	0.0044
004	06331-35020	PLUG	2				0.068	0.1496
005	04717-02000	WASHER SEAL	2				0.004	0.0088
006	05012-01020	PIN STRAIGHT	2				0.02	0.044
007	35250-43400	BOLT	8				0.025	0.055
008	04512-50100	WASHER SPRING	8				0	0
009	38380-43440	CASE BEVEL GEAR	2				2.9	6.38
010	37650-43450	SHIM 0.2	8				0.005	0.011
010	37650-43560	SHIM 0.1	8				0.005	0.011
011	38440-43462	SHAFT BEVEL GEAR	2				0	0
012	38440-43480	COLLAR SEAL	2				0.09	0.198
013	08101-06204	BEARING BALL	2				0.102	0.2244
014	38450-25370	BEARING BALL	4				0.2	0.44
015	04612-00300	CIR-CLIP EXTERNAL	2				0.003	0.0066
016	04811-50300	O RING	2				0.001	0.0022
017	35290-43490	SEAL OIL	2				0.09	0.198
018	04611-00620	CIR-CLIP INTERNAL	2				0.011	0.0242
019	38450-25370	BEARING BALL	2				0.2	0.44
020	04612-00300	CIR-CLIP EXTERNAL	4				0.003	0.0066
021	37720-43820	GEAR STR BEVEL 14	4				0.45	0.99



**AXLE CASE [4WD (INTEGRAL POWER STEERING)]**

↔ Interchangeable; ≠ not interchangeable; ← new for old; → old for new

REF.No	Part No.	Description	Q'ty	S.No.	I/C	REMARKS	Weight (kgf)	Weight (lb)
001	38380-43513	CASE AXLE LH	1				7.2	15.84
002	38380-43543	CASE AXLE RH	1				6	13.2
003	37720-43520	FLANGE AXLE	2				2.5	5.5
004	37720-43550	O RING	2				0.01	0.022
005	01123-50822	BOLT	12				0.012	0.0264
006	37650-43530	SEAL OIL	2				0.062	0.1364
007	37650-43580	CASE BEARING	2				0.88	1.936
008	04811-50900	O RING	2				0.003	0.0066
009	06331-35012	PLUG	2				0.022	0.0484
010	04717-01200	WASHER SEAL	2				0.002	0.0044
011	37650-43590	SHIM 0.2	16				0.002	0.0044
011	37650-43570	SHIM 0.1	4				0.004	0.0088
012	01175-51450	BOLT	2				0.072	0.1584
013	02176-50140	NUT	2				0.014	0.0308
014	35290-43610	AXLE	2				3.7	8.14
015	08101-06207	BEARING BALL	2				0.282	0.6204
016	08101-06206	BEARING BALL	2				0.196	0.4312
017	37650-43670	COLLAR THRUST	2				0.01	0.022
018	37720-43650	GEAR STR BEVEL 17	2				0.5	1.1
019	37720-43660	GEAR STR BEVEL 38	2				2.7	5.94
020	37720-43690	COLLAR	2				0.038	0.0836
021	08101-06008	BEARING BALL	2				0.19	0.418
022	37650-43680	RING	4				0	0
023	06331-35020	PLUG	2				0.068	0.1496
024	04717-02000	WASHER SEAL	2				0.004	0.0088



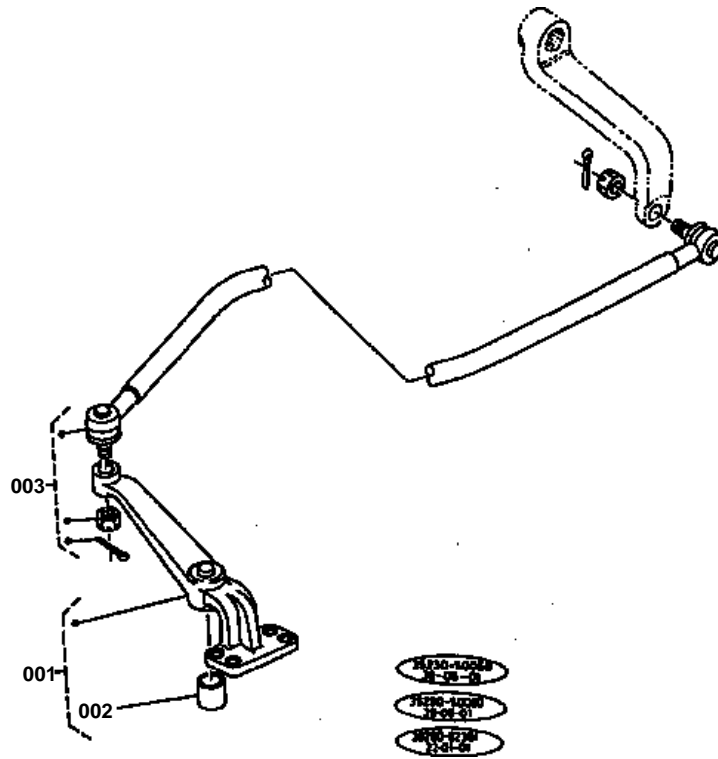
**KNUCKLE ARM [4WD (INTEGRAL POWER STEERING)]**

↔ Interchangeable; ≠ not interchangeable; ← new for old; → old for new

REF.No	Part No.	Description	Q'ty	S.No.	I/C	REMARKS	Weight (kgf)	Weight (lb)
001	06613-10010	NIPPLE GREASE	2				0.006	0.0132
002	35290-43920	PIN KNUCKLE	2				0.65	1.43
003	38380-43980	GASKET	2				0	0
004	01123-50822	BOLT	8				0.012	0.0264
005	35290-44060	ASSY SUPPORT KNUCKLE	1				0	0
006	35290-43900	SUPPORT KNUCKLE RH	1				1.29	2.838
007	35290-43890	BUSH	1				0.03	0.066
008	99999-99999	BLANK	0				0	0
009	01517-51028	STUD	4				0.022	0.0484
010	04512-50100	WASHER SPRING	4				0	0
011	37300-14190	NUT	4				0.009	0.0198
012	37650-43860	SHIM 0.2	20				0.001	0.0022
013	38380-43940	ARM KNUCKLE	2				0.765	1.683
014	35290-43870	WASHER	2				0.17	0.374
015	35290-43880	WASHER	4				0.03	0.066
016	05012-00408	PIN SPLIT	4				0.001	0.0022



DRAG LINK [4WD (INTEGRAL POWER STEERING)]

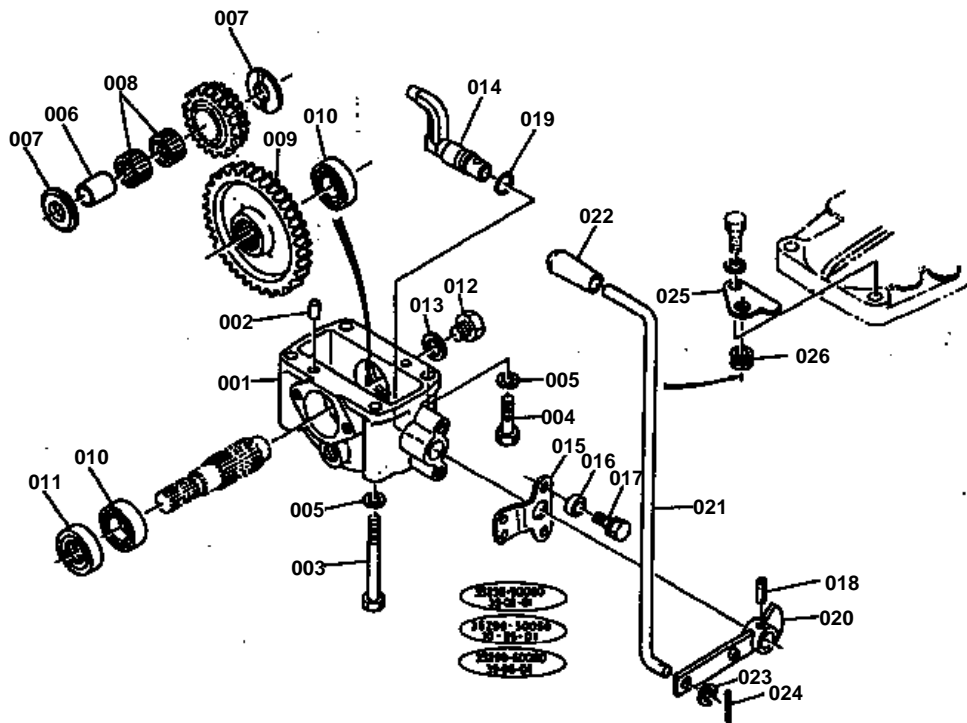


**DRAG LINK [4WD (INTEGRAL POWER STEERING)]**

↔ Interchangeable; ≠ not interchangeable; ← new for old; → old for new

REF.No	Part No.	Description	Q'ty	S.No.	I/C	REMARKS	Weight (kgf)	Weight (lb)
001	99999-99999	BLANK	1			ORDER BY REF.No.003	0	0
002	35290-43890	BUSH	1				0.03	0.066
003	35230-43980	ASSY LINK DRAG	1			L235(4WD)	2.8	6.16
003	35290-43980	ASSY LINK DRAG	1			L275(4WD)	3	6.6

DRIVE CASE [4WD (INTEGRAL POWER STEERING)]

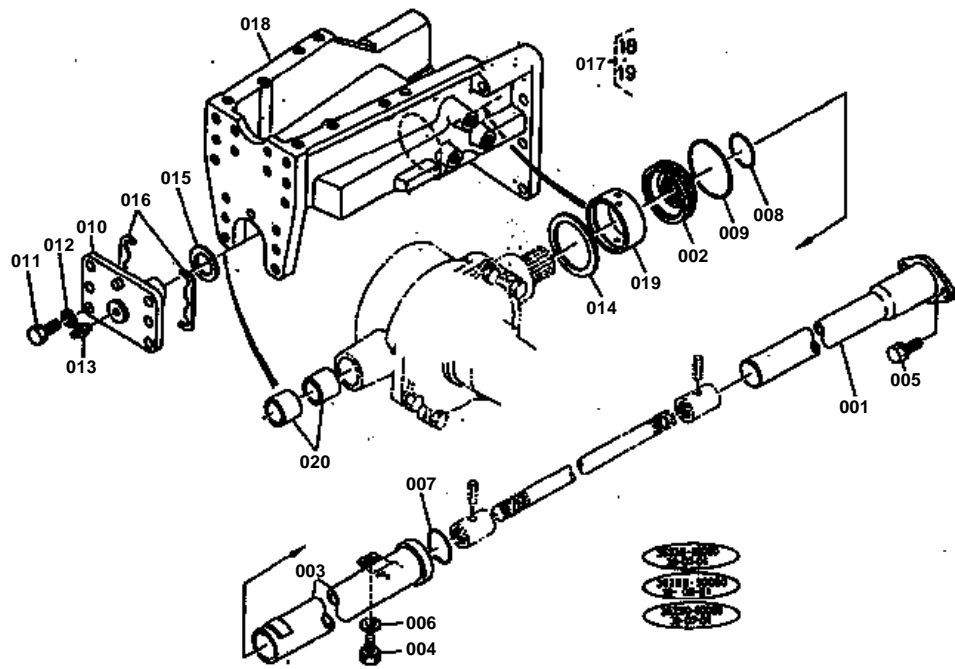


**DRIVE CASE [4WD (INTEGRAL POWER STEERING)]**

↔ Interchangeable; ≠ not interchangeable; ← new for old; → old for new

REF.No	Part No.	Description	Q'ty	S.No.	I/C	REMARKS	Weight (kgf)	Weight (lb)
001	38440-44210	CASE	1				1	2.2
002	05012-01018	PIN STRAIGHT	2				0.012	0.0264
003	01173-51203	BOLT	2				0.106	0.2332
004	01173-51235	BOLT	2				0.04	0.088
005	04512-50120	WASHER SPRING	4				0	0
006	37650-44170	RACE INNER	1				0.05	0.11
007	38240-21760	COLLAR THRUST	2				0.02	0.044
008	08823-03614	BEARING NEEDLE	2				0.022	0.0484
009	38440-44230	GEAR 45	1				1.3	2.86
010	08101-06205	BEARING BALL	2				0.14	0.308
011	38440-44240	SEAL OIL	1				0.027	0.0594
012	06331-35012	PLUG	1				0.022	0.0484
013	04717-01200	WASHER SEAL	1				0.002	0.0044
014	38440-44310	LEVER SHIFT	1				0.15	0.33
015	38440-44350	GUIDE LEVER	1				0.055	0.121
016	35290-44390	COLLAR	2				0.015	0.033
017	01120-50825	BOLT	2				0	0
018	05411-00625	PIN SPRING	1				0.004	0.0088
019	04811-00150	O RING	1				0.001	0.0022
020	35290-44360	LEVER CHANGE	1				0.225	0.495
021	35290-44370	LEVER CHANGE	1				0.495	1.089
022	06914-00120	GRIP LEVER	1				0.018	0.0396
023	04011-50120	WASHER PLAIN	1				0.005	0.011
024	05511-50425	PIN SPLIT	1				0.003	0.0066
025	35290-44380	SUPPORT LEVER	1				0.065	0.143
026	37800-44390	RUBBER GUIDE	1				0.005	0.011

FRONT AXLE BRACKET [4WD (INTEGRAL POWER STEERING)]



**FRONT AXLE BRACKET [4WD (INTEGRAL POWER STEERING)]**

↔ Interchangeable; ≠ not interchangeable; ← new for old; → old for new

REF.No	Part No.	Description	Q'ty	S.No.	I/C	REMARKS	Weight (kgf)	Weight (lb)
001	35290-44570	COVER 1	1				1.13	2.486
002	37650-44580	COVER SEAL	1				0.22	0.484
003	35290-44590	COVER 2	1				0.54	1.188
004	01130-51020	BOLT	1				0	0
005	01120-50822	BOLT	2				0	0
006	04013-50100	WASHER PLAIN	1				0	0
007	04811-00340	O RING	1				0.002	0.0044
008	04811-00380	O RING	1				0.003	0.0066
009	04811-50650	O RING	1				0.002	0.0044
010	37650-44610	PIN CENTER	1				0.99	2.178
011	01173-51025	BOLT	6				0.021	0.0462
012	04512-50100	WASHER SPRING	6				0	0
013	06613-10675	NIPPLE GREASE	2				0.003	0.0066
014	37650-44640	COLLAR THRUST	1				0.04	0.088
015	37650-44670	COLLAR THRUST	1				0.03	0.066
016	37650-44650	SHIM 1	2				0.01	0.022
016	37650-44660	SHIM 0.2	20				0.001	0.0022
017	35250-44700	ASSY BRACKET FRONT A	1				0	0
018	35250-44710	BRACKET FRONT AXLE	1				0	0
019	37650-44620	BUSH	1				0.09	0.198
020	37650-44630	BUSH	2				0.05	0.11