

Instructions for Parts Books

The heading at the top of the page will be the same for the picture of the parts as it is for the page with the part numbers.

Definition of column headings on part number pages:

REF.No → The number referring to the part on the picture page of the parts book.

Part No. → The number assigned to this part at the time of printing the parts book.

Description → Description of part.

Q'ty → Quantity of part used on that page.

S.No. → Serial number range of the equipment that this part will fit.

>= Your serial number should be greater than or equal to the number shown.

<= Your serial number should be lesser than or equal to the serial number shown.

I/C → Interchangeability of part shown.

↔ The part shown will work for the older and later serial number.

The part shown is not interchangeable with the other serial number.

← new for old

→ old for new

Remarks → Notes about this particular part. Sometimes this may say except [FR] or [CA]

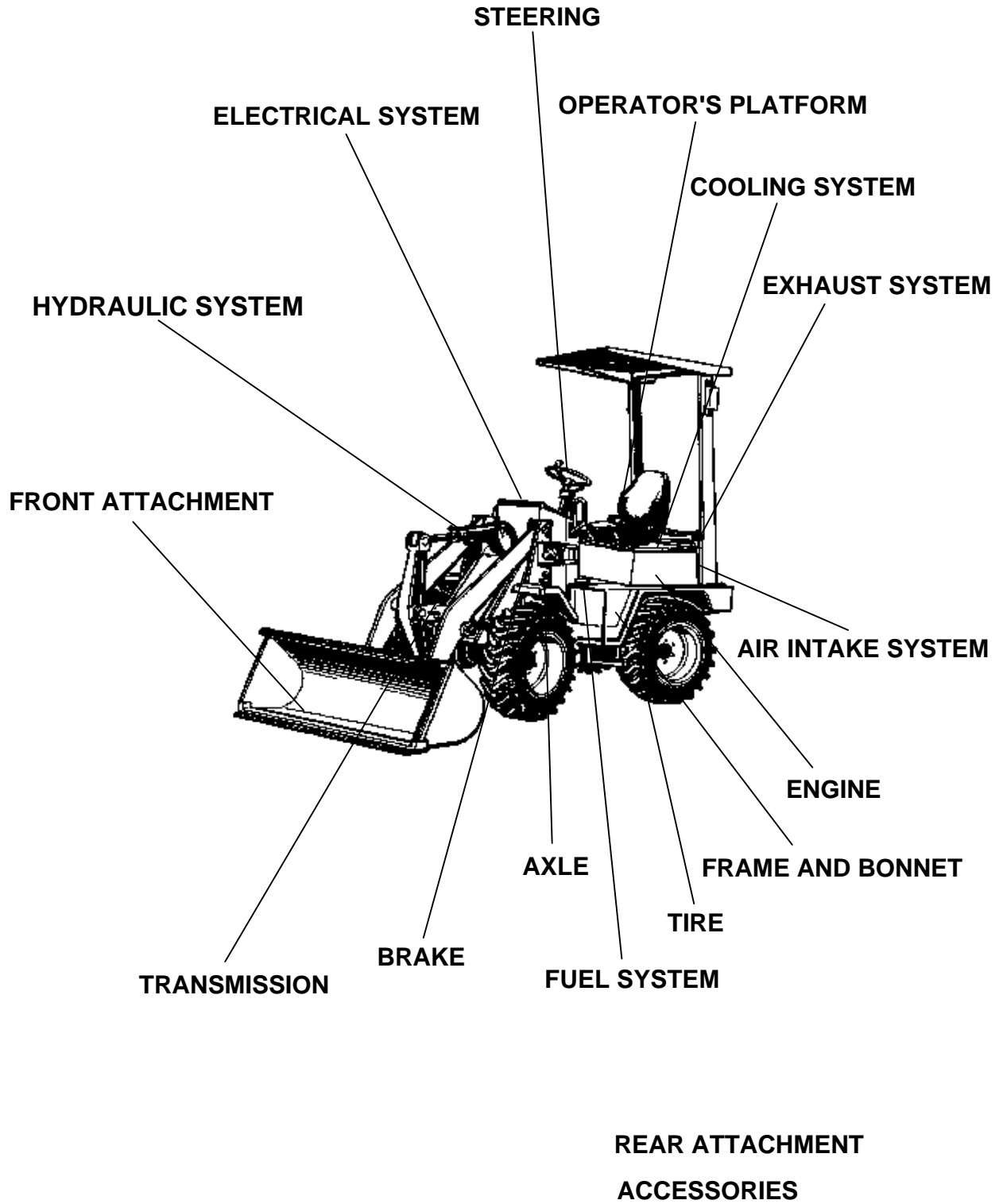
Note about Country Codes:

The parts books we use in the United States of America may also contain information about a part that would be different in another country. It is important that you are aware of the country codes in some instances.

Symbol	Country
A	United States of America
CA	Canada
FR	France
GR	Greece
PO	Portugal
AU	Australia

If the remarks column says for example EXCEPT [FR] this part works in all countries except France. That means it will work here in the USA.

ALL PRODUCT INDEX
R400(B)

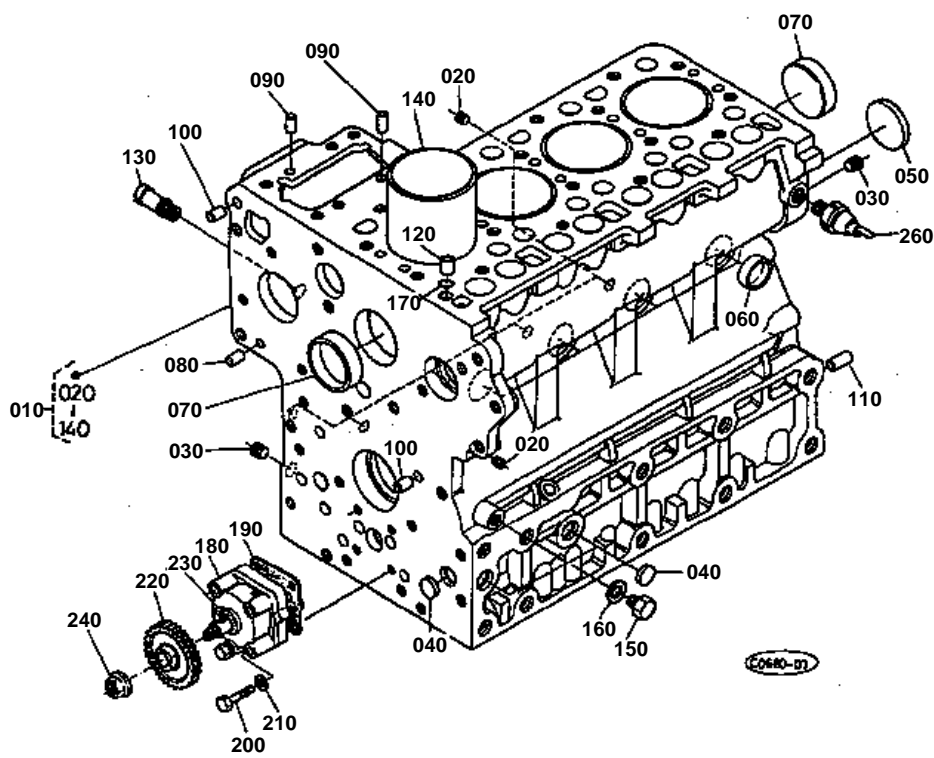


Item	Part No.	Description	Book	
ENGINE	01001	CRANK CASE	100K0296	
	01002	OIL PAN	100K0296	
	01004	PISTON AND CRANK SHAFT	100K0296	
	01005	MAIN BEARING CASE	100K0296	
	01006	CAM SHAFT	100K0296	
	01007	CYLINDER HEAD	100K0296	
	01008	VALVE AND ROCKER ARM	100K0296	
	01009	CYLINDER HEAD COVER	100K0296	
	01010	GEAR CASE	100K0296	
	AIR INTAKE SYSTEM	01012	INLET MANIFOLD	100K0296
FUEL SYSTEM	01015	NOZZLE HOLDER AND GLOW PLUG	100K0296	
	01016	NOZZLE HOLDER (SECTION PARTS)	100K0296	
	01017	FUEL CAMSHAFT	100K0296	
	01018	INJECTION PUMP	100K0296	
	01019	INJECTION PUMP (SECTION PARTS)	100K0296	
	01020	ENGINE STOP LEVER	100K0296	
	01021	SPEED CONTROL PLATE	100K0296	
	01022	GOVERNOR	100K0296	
COOLING SYSTEM	01026	WATER FLANGE	100K0296	
	01027	WATER PUMP	100K0296	
ELECTRICAL SYSTEM	01029	DYNAMO	100K0296	
	01030	DYNAMO (SECTION PARTS)	100K0296	
	01031	FLYWHEEL AND STARTER	100K0296	
ENGINE	01003	SUB OIL PAN	100K0296	
	01011	ENGINE BRACKET	100K0296	
AIR INTAKE SYSTEM	01013	AIR CLEANER	100K0296	
EXHAUST SYSTEM	01014	MUFFLER AND EXHAUST MANIFOLD	100K0296	
FUEL SYSTEM	0102302	ACCEL AND STOP ROD [KTC KTCL]	100K0296	
	01024	FUEL PIPING	100K0296	
	01025	FUEL TANK	100K0296	
COOLING SYSTEM	01028	RADIATOR & WATER PIPE	100K0296	
ELECTRICAL SYSTEM	01032	BATTERY	100K0296	
	01033	SWITCH (1) AND PANEL	100K0296	
	01034	SWITCH (2) AND REGULATOR	100K0296	
	01035	LIGHT	100K0296	
	01036	ELECTRICAL WIRING	100K0296	
	TRANSMISSION	01037	TRANSMISSION CASE (1)	100K0296
		01038	TRANSMISSION CASE (2)	100K0296
		01039	CLUTCH [C1 C2]	100K0296
		01040	BRAKE [B1 B2]	100K0296
		01041	CLUTCH (C3) & BRAKE (B3)	100K0296
01042		COUPLUNG	100K0296	
01043		PLANETARY CARRIER	100K0296	
01044		CLUTCH SHAFT (1)	100K0296	
01045		CLUTCH SHAFT (2)	100K0296	
01046		TRANSFER (DRIVE SHAFT)	100K0296	
	01047	TRANSFER (HYDRAULIC PUMP)	100K0296	
	01048	SPEED CHANGE LEVER	100K0296	
	01049	SPEED CHANGE LINKAGE SYSTEM	100K0296	
AXLE	01050	DRIVE SHAFT	100K0296	
	01051	DIFFERENTIAL CASE (FRONT)	100K0296	
	01052	SPIRAL BEVEL GEAR (FRONT)	100K0296	
	01053	DIFFERENTIAL (FRONT)	100K0296	
	01054	AXLE (FRONT)	100K0296	
	01055	DIFFERENTIAL CASE (REAR)	100K0296	
	01056	SPIRAL BEVEL GEAR (REAR)	100K0296	
	01057	DIFFERENTIAL (REAR)	100K0296	
	01058	AXLE (REAR)	100K0296	
TIRE	01059	TIRE AND WHEEL	100K0296	
STEERING	01060	STEERING CYLINDER AND CONTROLLER (NEW TYPE)	100K0296	

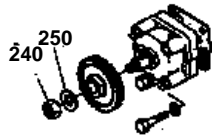
Item	Part No.	Description	Book
STEERING	0106101	STEERING CONTROLLER (SECTION PARTS) >=20017 (NEW TYPE)	100K0296
	0106102	STEERING CONTROLLER (SECTION PARTS) <=20016 (OLD TYPE)	100K0296
BRAKE	01062	STEERING CYLINDER (SECTION PARTS)	100K0296
	01063	STEERING HANDLE	100K0296
	01064	BRAKE	100K0296
	01065	BRAKE PEDAL	100K0296
	01066	INCHING PEDAL	100K0296
	01067	BRAKE PIPING	100K0296
	01068	PARKING BRAKE	100K0296
	01069	PARKING LEVER	100K0296
HYDRAULIC SYSTEM	01070	HYDRAULIC PUMP	100K0296
	01071	HYDRAULIC PUMP (SECTION PARTS)	100K0296
	01072	FLOW PRIORITY VALVE (SECTION PARTS)	100K0296
	01073	CONTROL VALVE & SECTION PARTS	100K0296
	01074	CONTROL VALVE SPOOL SECTION	100K0296
	01075	CLUTCH VALVE	100K0296
	01076	MODULATION VALVE	100K0296
	01077	OIL TANK	100K0296
	01078	OIL COOLER	100K0296
	01079	TILT & LIFT CYLINDER	100K0296
	01080	TILT CYLINDER (SECTION PARTS)	100K0296
	01081	LIFT CYLINDER (SECTION PARTS)	100K0296
	01082	CONTROL LEVER (SHOVEL)	100K0296
	01083	CONTROL LEVER (S/P)	100K0296
	01084	SAFETY ROCK LEVER	100K0296
	01085	OIL PIPING (SUCTION, FILTER)	100K0296
	01086	OIL PIPING (DELIVERY)	100K0296
	01087	OIL PIPING (RETURN)	100K0296
	01088	OIL PIPING (REAR PTO)	100K0296
	01089	OIL PIPING (LIFT CYLINDER)	100K0296
	01090	OIL PIPING (LIFT CYLINDER-RH)	100K0296
	01091	OIL PIPING (LIFT CYLINDER-LH)	100K0296
	01092	OIL PIPING (TILT CYLINDER)	100K0296
	01093	OIL PIPING (S/P-1)	100K0296
	01094	OIL PIPING (S/P-2)	100K0296
	01095	OIL PIPING (TRANSMISSION-1)	100K0296
	01096	OIL PIPING (TRANSMISSION-2)	100K0296
FRAME AND BONNET	01097	FRONT FRAME	100K0296
	01098	REAR FRAME (1)	100K0296
	01099	REAR FRAME (2)	100K0296
	01100	FLOOR BOARD	100K0296
	01101	FRONT COVER	100K0296
	01102	REAR COVER (1)	100K0296
	01103	SEAT FRAME	100K0296
	01104	REAR COVER (2)	100K0296
	0110501	BONNET SPONGE [KTC KTCL KTA]	100K0296
	01106	WEIGHT	100K0296
FRONT ATTACHMENT	01107	SHOVEL FRAME	100K0296
	01108	TILT ARM	100K0296
OPERATOR'S PLATFORM	01110	MULTI COUPLER BUCKET [KTCL]	100K0296
	01112	CANOPY (ROPS) [KTC KTCL KTA]	100K0296
REAR ATTACHMENT	01113	SEAT	100K0296
	0111402	LABEL [KTC KTCL]	100K0296
	01115	SLIDE FRAME	100K0296
	01116	CONTROL VALVE STAND	100K0296
	01117	SWING BRACKET	100K0296
	01118	BOOM	100K0296
	01119	ARM	100K0296

Item	Part No.	Description	Book
REAR ATTACHMENT	01120	BUCKET LINK	100K0296
	01121	BUCKET	100K0296
	01122	CONTROL VALVE (J.D)	100K0296
	01123	CONTROL VALVE (J.D) SPOOL SECTION	100K0296
	01126	BOOM CYLINDER & SECTION PARTS	100K0296
	01127	ARM CYLINDER & SECTION PARTS	100K0296
	01128	BUCKET CYLINDER & SECTION PARTS	100K0296
	01129	SWING CYLINDER & SECTION PARTS	100K0296
	01130	SLIDE LOCK CYLINDER & SECTION PARTS	100K0296
	01131	OUT LIGGER CYLINDER & SECTION PARTS	100K0296
	01132	OIL PIPING (QUICK COUPLER)	100K0296
	01133	OIL PIPING (OUT LIGGER)	100K0296
	01134	OIL PIPING (SLIDE LOCK)	100K0296
	01135	OIL PIPING (BOOM)	100K0296
	01136	OIL PIPING (ARM)	100K0296
	01137	OIL PIPING (BUCKET)	100K0296
	01138	OIL PIPING (SWING)	100K0296
	01139	CONTROL LEVER (OUT LIGGER & SLIDE LOCK)	100K0296
	01140	CONTROL LEVER (OPERATING)	100K0296
	01141	CONTROL LEVER (SAFETY LOCK LEVER)	100K0296
ACCESSORIES	01142	LABEL	100K0296
	01143	ACCESSORY AND SERVICE PARTS	100K0296

CRANK CASE



-1988

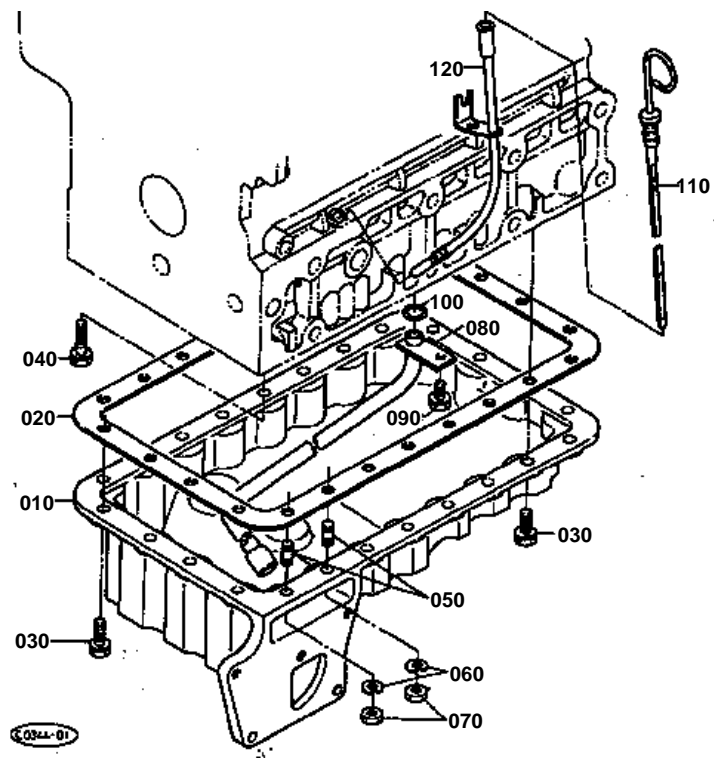


**CRANK CASE**

↔ Interchangeable; ≠ not interchangeable; ← new for old; → old for new

REF.No	Part No.	Description	Q'ty	S.No.	I/C	REMARKS	Weight (kgf)	Weight (lb)
010	15834-01010	COMP.CRANKCASE	1				60	132
020	15521-96020	PLUG	6				0.003	0.0066
030	15521-96030	PLUG	2				0.007	0.0154
040	06311-75018	PLUG	3				0.004	0.0088
050	06311-75045	PLUG	1				0.026	0.0572
060	15221-03380	CAP,SEALING	6				0.017	0.0374
070	15221-03390	CAP,SEALING	2				0.03	0.066
080	05012-00408	PIN,STRAIGHT	2				0.001	0.0022
090	05012-00609	PIN,STRAIGHT	2				0.003	0.0066
100	05012-00612	PIN,STRAIGHT	2				0.003	0.0066
110	05012-01018	PIN,STRAIGHT	1				0.012	0.0264
120	15221-33650	PIN,PIPE	1				0.004	0.0088
130	15321-73340	PIPE,WATER RETURN	1				0.016	0.0352
140	15521-02310	LINER,CYLINDER	4				0.66	1.452
150	15221-33610	PLUG	1				0.009	0.0198
160	15021-33660	GASKET	1				0.001	0.0022
170	15221-33700	O RING	1				0.001	0.0022
180	15471-35010	ASSY PUMP,OIL	1				0	0
190	15221-35150	GASKET,OIL PUMP	1				0	0
200	01053-50650	BOLT	4				0.011	0.0242
210	04512-50060	WASHER,SPRING	4				0	0
220	19202-35660	GEAR,OIL PUMP DRIVE	1				0.23	0.506
230	05712-00410	KEY,FEATHER	1				0.001	0.0022
240	15221-35680	NUT	1	≤1988			0	0
240	15221-35682	NUT,FLANGE	1	≥1989	≠	CHANGE	0.014	0.0308
250	15221-35670	WASHER	1	≤1988		DISCONTINUANCE	0.005	0.011
260	15221-39013	SWITCH,OIL	1				0.035	0.077

OIL PAN



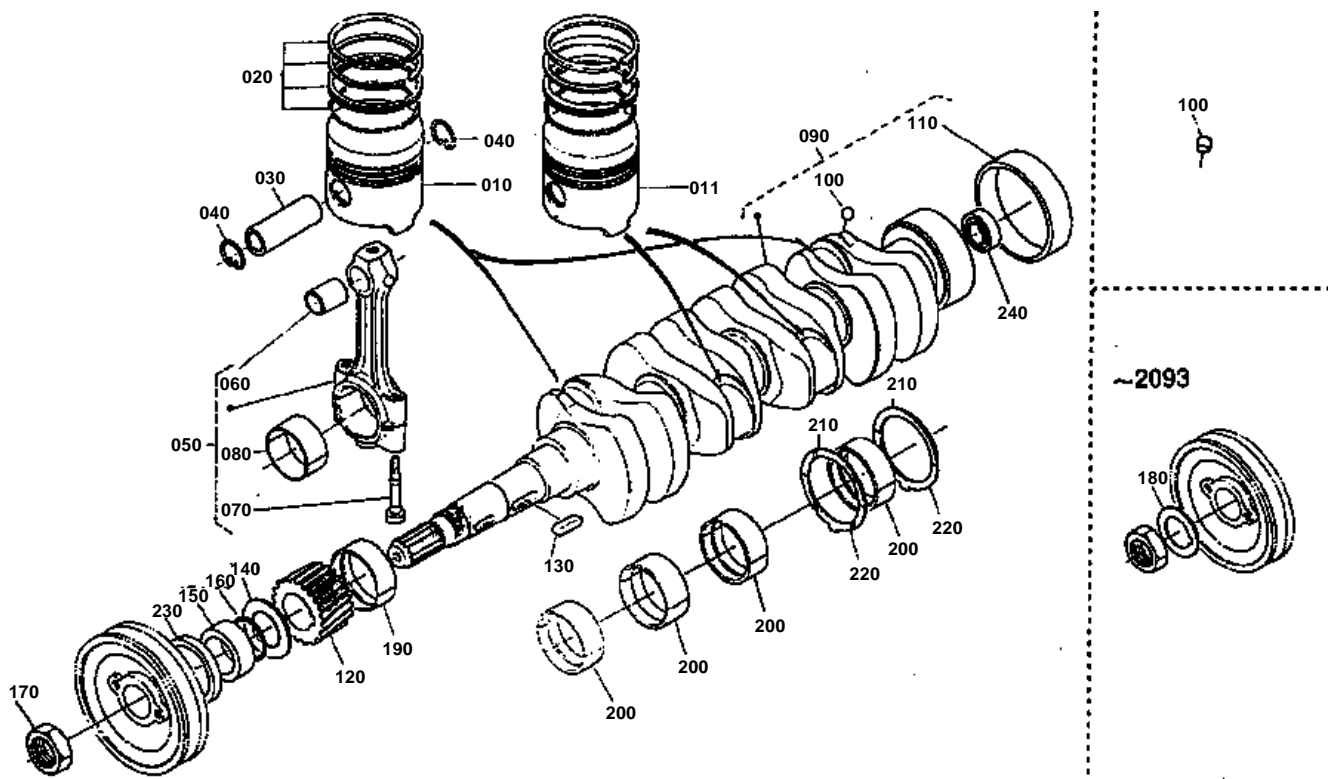


OIL PAN

↔ Interchangeable; ≠ not interchangeable; ← new for old; → old for new

REF.No	Part No.	Description	Q'ty	S.No.	I/C	REMARKS	Weight (kgf)	Weight (lb)
010	15833-01610	OIL PAN	1				8.9	19.58
020	15401-01620	GASKET,OIL PAN	1				0	0
030	01133-51028	BOLT	20				0.027	0.0594
040	01133-51045	BOLT	2				0.034	0.0748
050	01517-51022	STUD	2				0	0
060	04512-50100	WASHER,SPRING	2				0	0
070	02176-50100	NUT	2				0.005	0.011
080	15833-32120	PIPE	1				0.21	0.462
090	01123-50816	BOLT	1				0.011	0.0242
100	04811-00160	RING	1				0.001	0.0022
110	15418-36410	GAUGE,OIL	1				0.04	0.088
120	15418-36420	GUIDE,OIL GAUGE	1	<=2368			0	0
120	15418-36422	GUIDE,OIL GAUGE	1	>=2369	≠		0.15	0.33

PISTON AND CRANK SHAFT



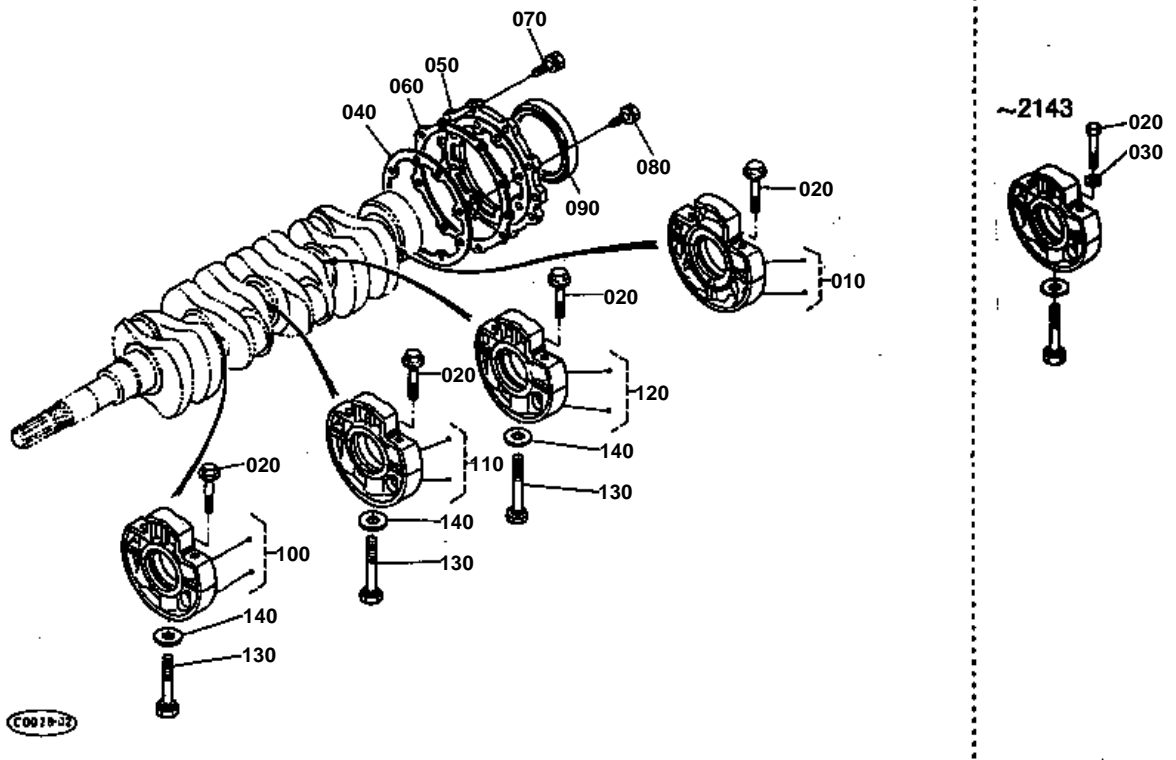


PISTON AND CRANK SHAFT

↔ Interchangeable; ≠ not interchangeable; ← new for old; → old for new

REF.No	Part No.	Description	Q'ty	S.No.	I/C	REMARKS	Weight (kgf)	Weight (lb)
010	19274-21110	PISTON	2				0.56	1.232
010	19274-21910	PISTON 05	2			FOR SERVICE	0.57	1.254
011	19439-21110	PISTON	2				0.56	1.232
011	19439-21910	PISTON 05	2			FOR SERVICE	0.54	1.188
020	19274-21050	ASSY PISTON RING	4				0.06	0.132
020	19274-21092	ASSY PISTON RING 05	4			FOR SERVICE	0.06	0.132
030	15521-21310	PIN,PISTON	4				0.156	0.3432
040	15221-21330	CIR-CLIP,PISTON PIN	8				0.002	0.0044
050	15471-22012	ASSY CONNECTING ROD	4				0.76	1.672
060	15221-21980	BUSH,PISTON PIN	4				0	0
070	15521-22140	BOLT,CONNECTING ROD	8				0	0
080	15471-22310	METAL,CRANKPIN	8				0.03	0.066
080	15471-22970	METAL,CRANKPIN 02	1			FOR SERVICE	0.04	0.088
080	15471-22980	METAL,CRANKPIN 04	1			FOR SERVICE	0.04	0.088
090	15476-23010	COMP.CRANKSHAFT	1				17.2	37.84
100	15221-33630	PLUG,PIN	4	<=1832			0.001	0.0022
100	07715-03209	BALL	4	>=1833	↔	CHANGE CHANGEMENT	0.002	0.0044
100	07715-00401	BALL	4	>=2376	≠		0.001	0.0022
110	19202-23280	SLEEVE,CRANKSHAFT	1				0.09	0.198
120	15471-24110	GEAR,CRANKSHAFT	1				0.375	0.825
130	05712-00720	KEY,FEATHER	1				0.008	0.0176
140	15471-23310	SLINGER,OIL	1	<=2093			0	0
140	15471-23312	SLINGER,OIL	1	>=2094	≠		0.008	0.0176
150	19202-23250	COLLAR,CRANKSHAFT	1				0.065	0.143
160	04811-10300	RING	1				0.001	0.0022
170	15221-23360	NUT,CRANKSHAFT	1				0.11	0.242
180	15221-23380	WASHER,CRANKSHAFT	1	<=2093		DISCONTINUANCE	0.02	0.044
190	15221-23470	METAL,CRANKSHAFT	1	<=1933			0	0
190	17331-23470	METAL,CRANKSHAFT	1	>=1934	≠	CHANGE	0.06	0.132
200	15221-23480	METAL,CRANKSHAFT	8	<=1933			0	0
200	17331-23480	METAL,CRANKSHAFT	8	>=1934	≠	CHANGE	0.05	0.11
210	15521-23530	METAL,SIDE 1	2				0.01	0.022
220	19202-23540	METAL,SIDE 2	2				0.01	0.022
220	19202-23970	METAL,SIDE 2 02	2			FOR SERVICE	0.01	0.022
220	19202-23980	METAL,SIDE 2 04	2			FOR SERVICE	0.01	0.022
230	09550-00001	SEAL,OIL	1				0.015	0.033
240	08121-06002	BEARING,BALL	1				0.03	0.066

MAIN BEARING CASE



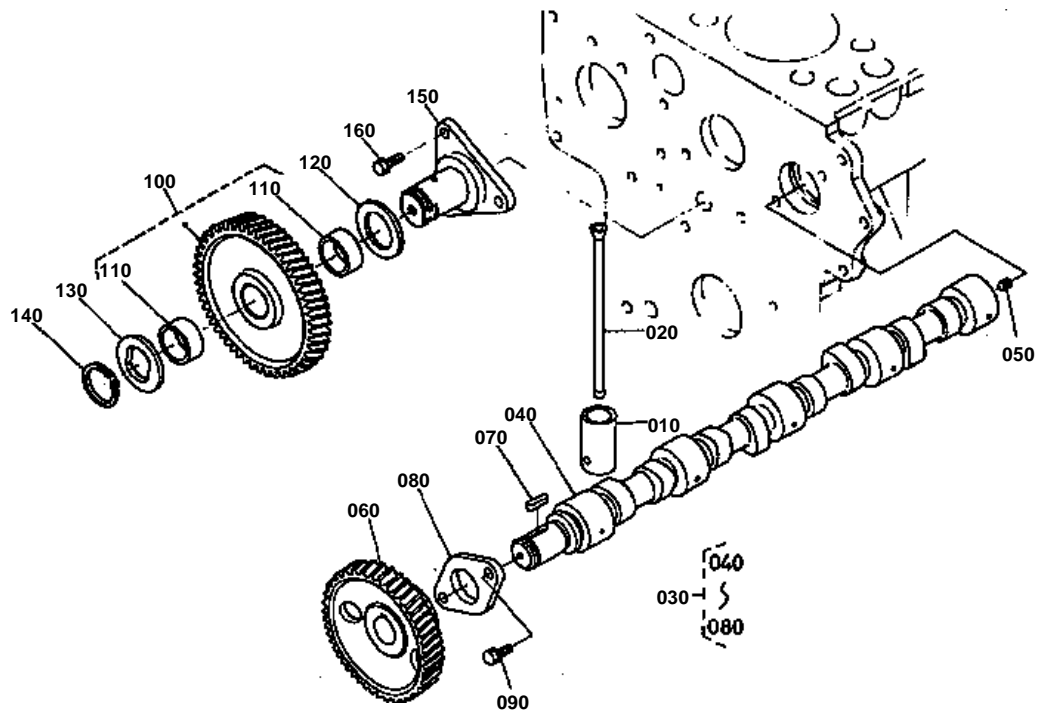


MAIN BEARING CASE

↔ Interchangeable; ≠ not interchangeable; ← new for old; → old for new

REF.No	Part No.	Description	Q'ty	S.No.	I/C	REMARKS	Weight (kgf)	Weight (lb)
010	19202-04040	ASSY CASE,MAIN BRG.	1				1.28	2.816
020	15521-04540	BOLT,BEARING CASE	8	≤2143			0	0
020	15601-04540	BOLT,BEARING CASE	8	≥2144	≠	DISCONTINUANCE	0.034	0.0748
030	15521-94010	WASHER,PLAIN	8	≤2143			0.001	0.0022
040	15221-04360	GASKET	1				0	0
050	19202-04810	COVER,BEARING CASE	1	≤2375			0.36	0.792
050	19202-04813	COVER,BEARING CASE	1	≥2376	←		0	0
060	15221-04820	GASKET	1				0	0
070	01123-50825	BOLT	8				0.013	0.0286
080	01123-50828	BOLT	8				0.014	0.0308
090	19202-04460	SEAL,OIL	1				0.055	0.121
100	15521-04050	ASSY CASE,MAIN BRG.	1				0	0
110	15521-04060	ASSY CASE,MAIN BRG.	1			0	0	
120	15411-04070	ASSY CASE,MAIN BRG.	1			1.25	2.75	
130	15291-04560	BOLT	3			0.06	0.132	
140	15521-94020	WASHER,PLAIN	3			0.004	0.0088	

CAM SHAFT

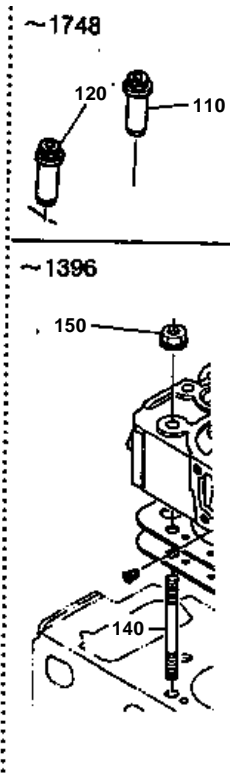
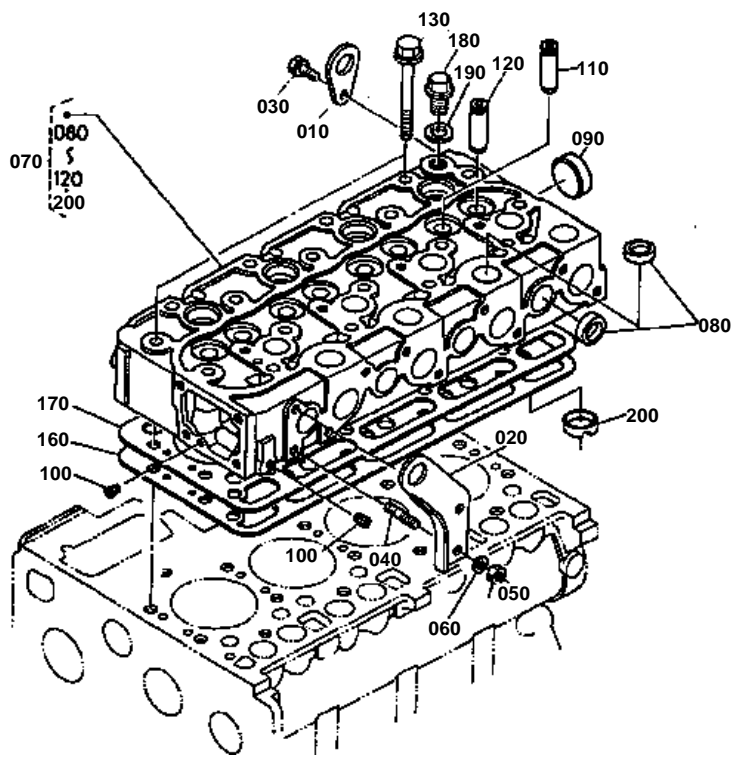


**CAM SHAFT**

↔ Interchangeable; ≠ not interchangeable; ← new for old; → old for new

REF.No	Part No.	Description	Q'ty	S.No.	I/C	REMARKS	Weight (kgf)	Weight (lb)
010	15221-15550	TAPPET	8				0	0
020	15221-15110	PUSHROD	8				0.05	0.11
030	15471-16010	ASSY CAMSHAFT	1				3.26	7.172
040	15471-16150	CAMSHAFT	1				2.4	5.28
050	15521-93610	SCREW,SET	1				0.002	0.0044
060	15521-16510	GEAR,CAMSHAFT	1				0.85	1.87
070	05712-00720	KEY,FEATHER	1				0.008	0.0176
080	15221-16270	STOPPER,CAMSHAFT	1				0.073	0.1606
090	01123-50818	BOLT	2				0.012	0.0264
100	15221-24010	COMP.GEAR,IDLE	1				0.5	1.1
110	15221-24980	BUSH,IDLE GEAR	2				0.02	0.044
120	15521-24360	COLLAR	1				0.015	0.033
130	15521-24370	COLLAR	1				0.015	0.033
140	15221-24320	CIR-CLIP,IDLE GEAR	1				0.01	0.022
150	15221-24250	SHAFT,IDLE GEAR	1				0.48	1.056
160	01123-50818	BOLT	3				0.012	0.0264

CYLINDER HEAD



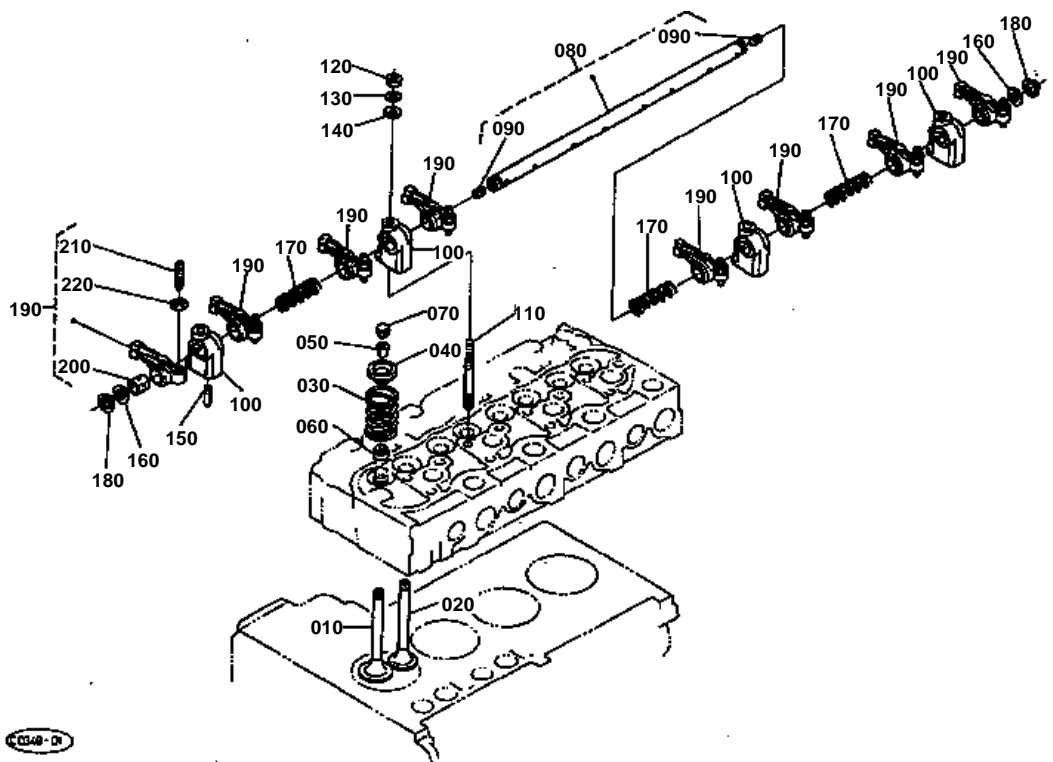


CYLINDER HEAD

↔ Interchangeable; ≠ not interchangeable; ← new for old; → old for new

REF.No	Part No.	Description	Q'ty	S.No.	I/C	REMARKS	Weight (kgf)	Weight (lb)
010	15221-01750	HOOK,ENGINE	1				0.04	0.088
020	15471-01740	HOOK,ENGINE	1				0.18	0.396
030	01123-50816	BOLT	1				0.011	0.0242
040	15471-91530	STUD	1				0.01	0.022
050	02156-50080	NUT	1				0.004	0.0088
060	04512-50080	WASHER,SPRING	1				0	0
070	15476-03040	COMP.CYLINDER HEAD	1	<=1748			0	0
070	15476-03040	COMP.CYLINDER HEAD	1	>=1749	≠	CHANGE	0	0
080	15221-03370	CAP,SEALING	12				0.01	0.022
090	15221-03490	CAP,SEALING	1				0.02	0.044
100	15261-96010	PLUG	2				0.002	0.0044
110	15221-13580	GUIDE,VALVE	4	<=1748			0	0
110	15521-13580	GUIDE,INLET VALVE	4	>=1749	≠	CHANGE	0	0
110	15511-13580	GUIDE,INLET VALVE	4		↔		0	0
120	15601-13560	GUIDE,EXHAUST VALVE	4	<=1748			0	0
120	17321-13560	GUIDE,EXHAUST VALVE	4	>=1749	≠	CHANGE	0.02	0.044
120	17311-13560	GUIDE,EXHAUST VALVE	4		↔		0	0
130	19202-03450	BOLT,CYLINDER HEAD	16	<=1395			0.065	0.143
130	19202-03450	BOLT,CYLINDER HEAD	18	>=1396	↔	CHANGE OF QUANTITY	0.065	0.143
140	19202-03410	STUD,CYLINDER HEAD	2	<=1395		DISCONTINUANCE	0.065	0.143
150	19202-03510	NUT,CYLINDER HEAD	2	<=1395		DISCONTINUANCE ABOLITION	0.012	0.0264
160	15476-03313	GASKET,CYLINDER HEAD	1	<=1552			0	0
160	15808-03310	GASKET,CYLINDER HEAD	1	>=1553	←	CHANGE CHANGEMENT	0	0
170	15476-03320	SHIM,CYL.HEAD GASKET	1				0.07	0.154
180	15000-36080	PLUG,CYLINDER HEAD	1				0.03	0.066
190	04717-01600	WASHER,WITH RUBBER	1				0.003	0.0066
200	15521-03140	COMBUSTION CHAMBER	4				0.028	0.0616

VALVE AND ROCKER ARM



© 2008 - 01

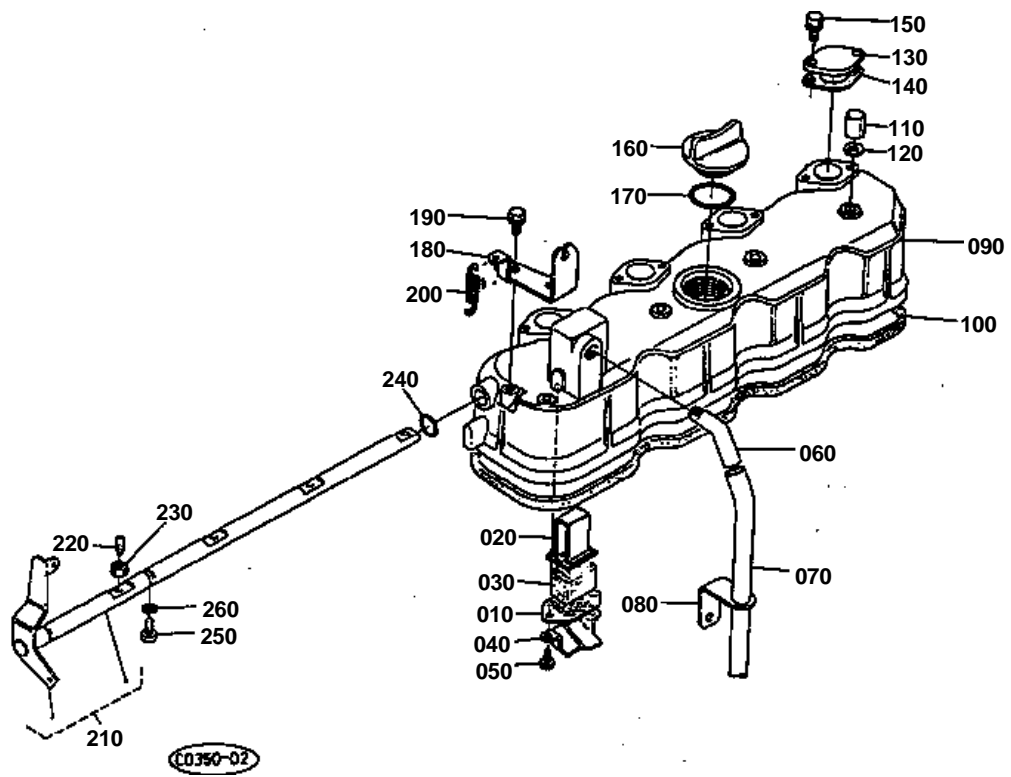


VALVE AND ROCKER ARM

↔ Interchangeable; ≠ not interchangeable; ← new for old; → old for new

REF.No	Part No.	Description	Q'ty	S.No.	I/C	REMARKS	Weight (kgf)	Weight (lb)
010	15221-13110	VALVE,INLET	4				0.062	0.1364
020	15221-13120	VALVE,EXHAUST	4				0.054	0.1188
030	15221-13240	SPRING,VALVE	8				0.036	0.0792
040	15221-13330	RETAINER,VALVE SP.	8				0.03	0.066
050	15221-13360	COLLET,VALVE SPRING	16				0	0
060	15221-13150	SEAL,VALVE STEM	8				0.001	0.0022
070	15221-13280	CAP,VALVE	8				0.006	0.0132
080	15401-14050	ASSY SHAFT,R-ARM	1				0.335	0.737
090	03410-00808	SCREW,SET	2				0.002	0.0044
100	15221-14350	BRACKET,ROCKER ARM	4				0.044	0.0968
110	15521-91500	STUD	4				0.035	0.077
120	02156-50080	NUT	4				0.004	0.0088
130	04512-50080	WASHER,SPRING	4				0	0
140	04012-50080	WASHER,PLAIN	4				0.001	0.0022
150	15221-14420	SCREW,SET	1				0.003	0.0066
160	15221-14430	WASHER	2				0.002	0.0044
170	15221-14310	SPRING,ROCKER ARM	3				0.005	0.011
180	04612-00140	CIR-CLIP,EXTERNAL	2				0.001	0.0022
190	15601-14030	ASSY ROCKER ARM	8				0	0
200	15221-14180	BUSH,ROCKER ARM	8	←=2375		DISCONTINUANCE	0.007	0.0154
210	15521-14230	SCREW,ADJUSTING	8				0.009	0.0198
220	15021-14240	NUT	8				0.003	0.0066

CYLINDER HEAD COVER



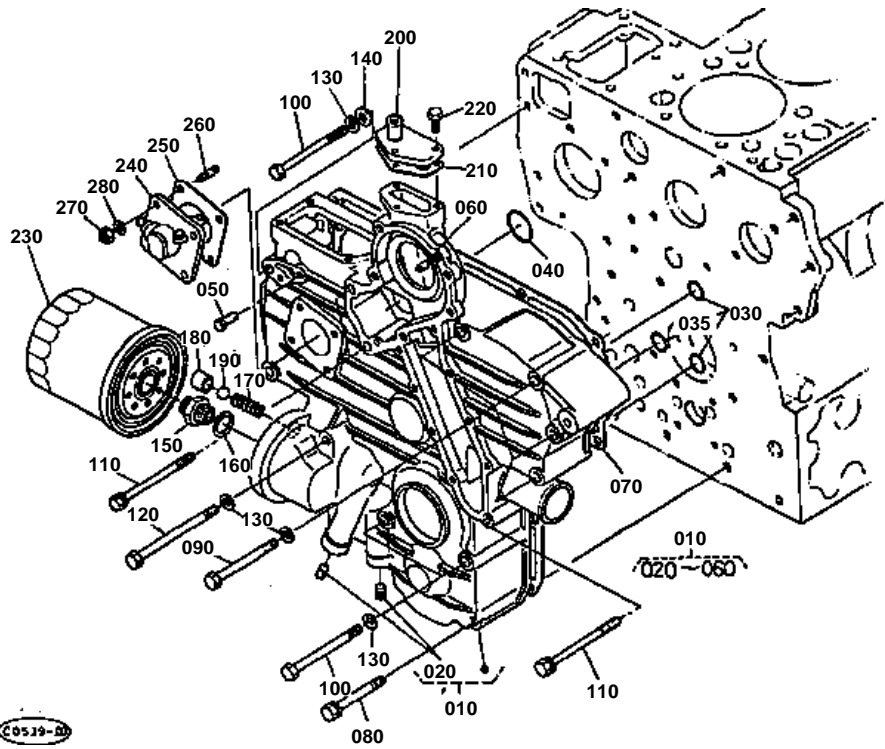


CYLINDER HEAD COVER

↔ Interchangeable; ≠ not interchangeable; ← new for old; → old for new

REF.No	Part No.	Description	Q'ty	S.No.	I/C	REMARKS	Weight (kgf)	Weight (lb)
010	15521-05140	PLATE,ELEMENT	1				0.005	0.011
020	15521-05150	PLATE,ELEMENT	1				0.01	0.022
030	15521-05670	ELEMENT,BREATHER	1				0.01	0.022
040	15521-05370	OIL SHIELD,BREATHER	1				0.005	0.011
050	15521-93310	SCREW,WITH WASHER	2				0	0
060	15521-05550	JOINT,BREATHER PIPE	1				0.04	0.088
070	15521-05510	PIPE,BREATHER	1				0.075	0.165
080	15401-05580	CLAMP,PIPE	1				0.02	0.044
090	15471-14510	COVER,CYL.HEAD	1				1.48	3.256
100	15471-14520	GASKET,HEAD COVER	1				0.05	0.11
110	15451-92330	NUT,CAP	4				0.015	0.033
120	15021-33660	GASKET	4				0.001	0.0022
130	15221-66630	COVER,DECOMP.OPENING	4				0.035	0.077
140	15221-66640	GASKET,DECOMP.OPENIG	4				0	0
150	01023-50614	BOLT	8				0.005	0.011
160	15221-33140	PLUG,OIL FILLER	1				0.038	0.0836
170	04811-50300	RING	1				0.001	0.0022
180	15221-66190	HOLDER,DECOMP.WIRE	1				0.055	0.121
190	01023-50614	BOLT	2				0.005	0.011
200	15221-66280	SPRING,DECOMPRESS	1				0.008	0.0176
210	15471-66040	COMP.SHAFT,DECOMP.	1				0.485	1.067
220	15221-66350	BOLT,DECOMPRESS	4				0.005	0.011
230	15221-66360	NUT,DECOMPRESS	4				0.003	0.0066
240	04811-06100	RING	1				0.001	0.0022
250	15221-66410	BOLT	1				0.005	0.011
260	04512-50060	WASHER,SPRING	1				0	0

GEAR CASE



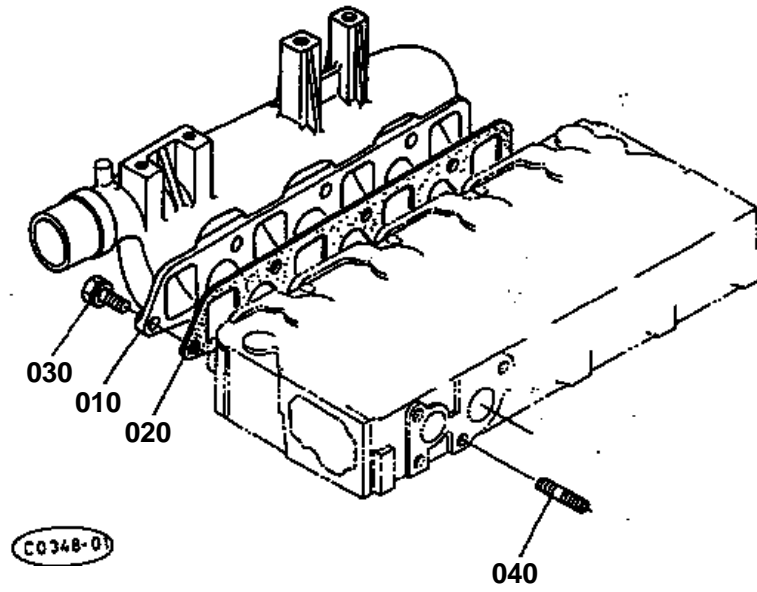


GEAR CASE

↔ Interchangeable; ≠ not interchangeable; ← new for old; → old for new

REF.No	Part No.	Description	Q'ty	S.No.	I/C	REMARKS	Weight (kgf)	Weight (lb)
010	15521-04020	COMP.CASE,GEAR	1				0	0
020	15261-96020	PLUG	2				0	0
030	04811-00150	RING	3	<=2375			0.001	0.0022
030	04811-00150	RING	2	>=2376		CHANGE OF QUANTITY	0.001	0.0022
035	04811-00200	RING	1	>=2376			0.001	0.0022
040	04811-00360	RING	1				0.002	0.0044
050	15221-56280	PIN,START SPRING	1				0.006	0.0132
060	05012-00612	PIN,STRAIGHT	2				0.003	0.0066
070	15521-04133	GASKET,GEAR CASE	1				0	0
080	01123-50860	BOLT	2				0.026	0.0572
090	01153-50870	BOLT	5				0.026	0.0572
100	01153-50880	BOLT	3				0.03	0.066
110	15521-91020	BOLT	3	<=1820			0.035	0.077
110	17367-91020	BOLT	3	>=1821	≠		0.035	0.077
120	01153-50895	BOLT	2				0.035	0.077
130	04512-50080	WASHER,SPRING	13	<=1820			0	0
130	04512-50080	WASHER,SPRING	10	>=1821		CHANGE OF QUANTITY	0	0
140	04012-50080	WASHER,PLAIN	1				0.001	0.0022
150	15521-32290	JOINT,PIPE	1				0	0
160	04011-50180	WASHER,PLAIN	1				0.012	0.0264
170	15241-36950	SPRING	1				0.004	0.0088
180	15521-36930	SEAT,VALVE	1				0.015	0.033
190	07715-03213	BALL	1				0.004	0.0088
200	15521-73320	FLANGE,WATER RETURN	1				0.04	0.088
210	15521-73330	GASKET	1				0	0
220	01023-50620	BOLT	3				0.006	0.0132
230	15521-32430	CARTRIDGE,OIL FILTER	1	<=2375			0	0
230	17321-32432	CARTRIDGE,OIL FILTER	1	>=2376	←		0	0
240	38240-34660	ASSY CASE,GEAR	1				0.335	0.737
250	15221-88130	GASKET,H/METER UNIT	1				0	0
260	15221-88210	STUD	4				0.005	0.011
270	02056-50060	NUT	4				0.002	0.0044
280	04512-50060	WASHER,SPRING	4				0	0

INLET MANIFOLD



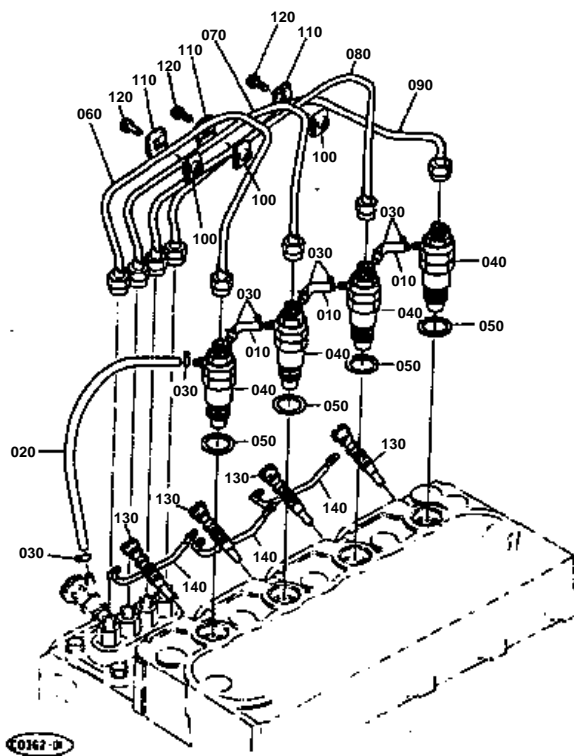


INLET MANIFOLD

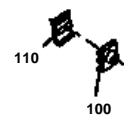
↔ Interchangeable; ≠ not interchangeable; ← new for old; → old for new

REF.No	Part No.	Description	Q'ty	S.No.	I/C	REMARKS	Weight (kgf)	Weight (lb)
010	15461-11760	MANIFOLD,INLET	1				1.155	2.541
020	15471-11823	GASKET	1				0	0
030	01123-50822	BOLT	7				0.012	0.0264
040	15833-91530	STUD	8				0.02	0.044

NOZZLE HOLDER AND GLOW PLUG



~1448

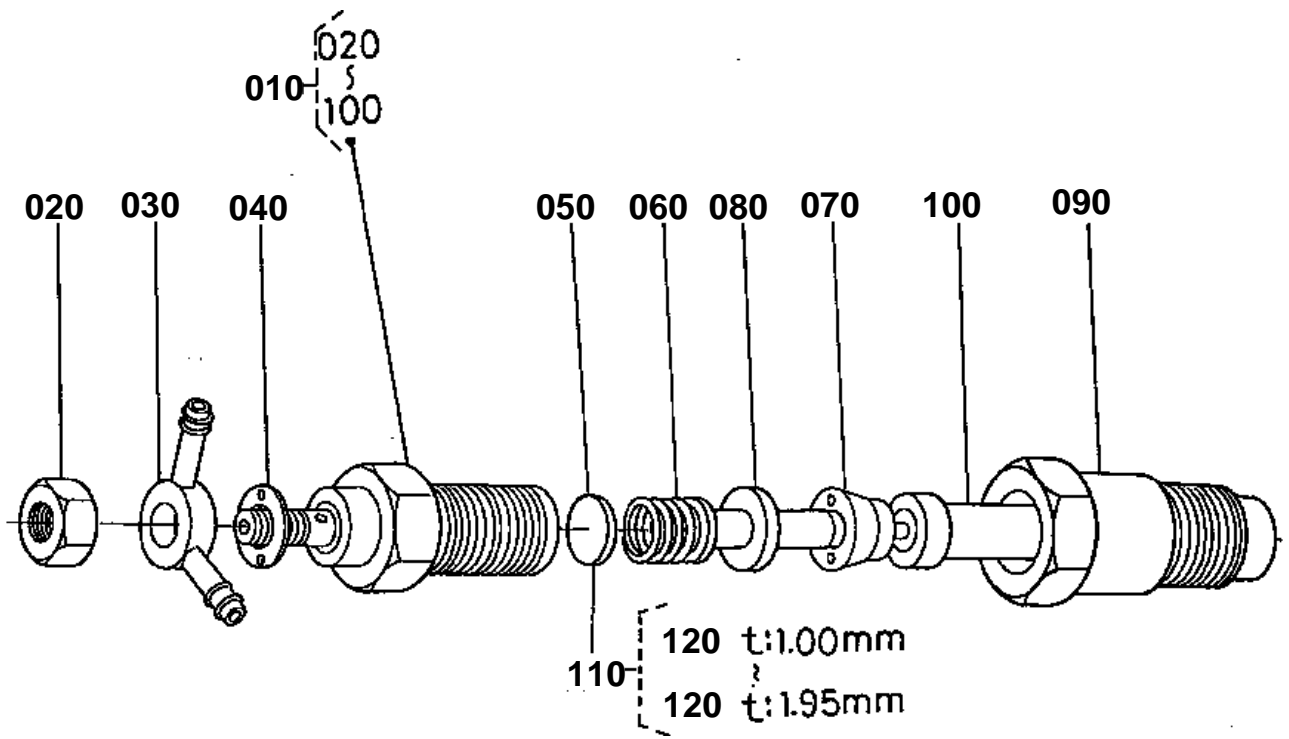


**NOZZLE HOLDER AND GLOW PLUG**

↔ Interchangeable; ≠ not interchangeable; ← new for old; → old for new

REF.No	Part No.	Description	Q'ty	S.No.	I/C	REMARKS	Weight (kgf)	Weight (lb)
010	15221-42510	PIPE,FUEL OVER FLOW	3				0.005	0.011
020	17331-42500	PIPE,FUEL OVER FLOW	1	<=1832			0.02	0.044
020	15401-42520	PIPE,FUEL OVER FLOW	1	>=1833	↔		0.01	0.022
030	10244-42320	CLIP,PIPE	6				0.001	0.0022
040	15271-53020	ASSY HOLDER,NOZZLE	4				0.26	0.572
050	17011-53620	GASKET	4				0.003	0.0066
060	15469-53710	PIPE,INJECTION	1				0.13	0.286
070	15469-53720	PIPE,INJECTION	1				0.132	0.2904
080	15469-53730	PIPE,INJECTION	1				0.132	0.2904
090	15469-53740	PIPE,INJECTION	1				0.13	0.286
100	15121-53850	CLAMP,PIPE	3	<=1448			0	0
100	15841-53850	CLAMP,PIPE	3	>=1449	≠	CHANGE CHANGEMENT	0.01	0.022
110	15121-53860	CLAMP,PIPE	3	<=1448			0	0
110	15841-53860	CLAMP,PIPE	3	>=1449	≠	CHANGE CHANGEMENT	0.009	0.0198
120	03024-50520	SCREW,WITH WASHER	3				0.004	0.0088
130	15521-65510	PLUG,GLOW	4				0.025	0.055
140	15401-65560	CORD,GLOW PLUG	3				0.005	0.011

NOZZLE HOLDER (SECTION PARTS)

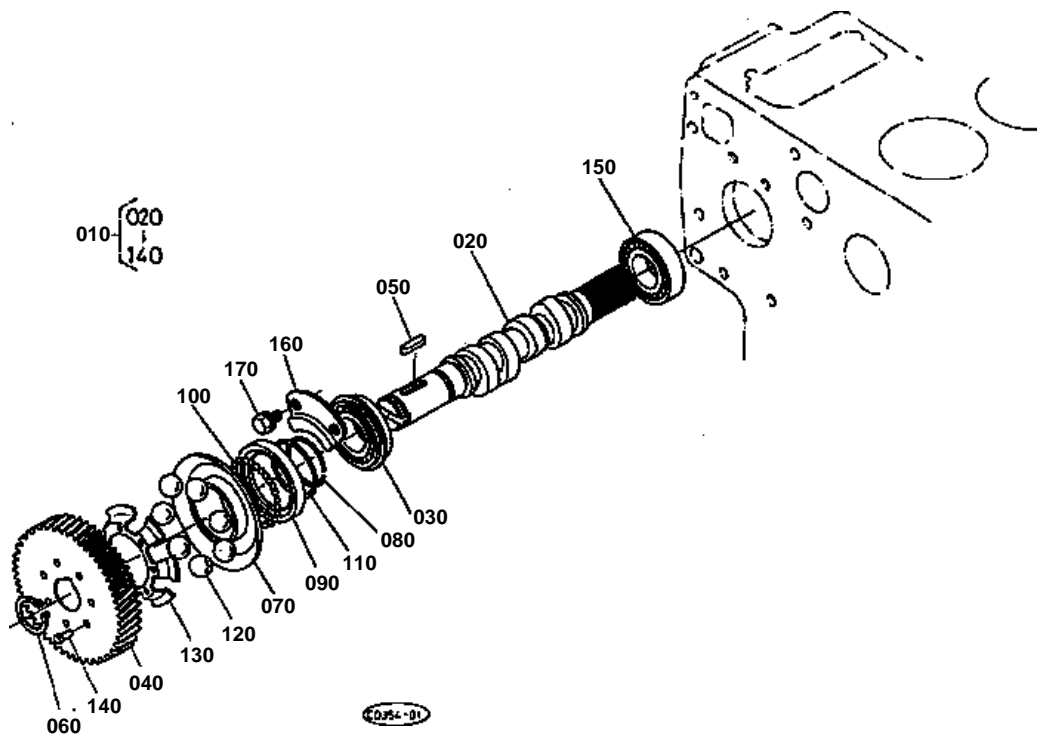


**NOZZLE HOLDER (SECTION PARTS)**

↔ Interchangeable; ≠ not interchangeable; ← new for old; → old for new

REF.No	Part No.	Description	Q'ty	S.No.	I/C	REMARKS	Weight (kgf)	Weight (lb)
010	15271-53020	ASSY HOLDER,NOZZLE	4				0.26	0.572
020	15221-92020	NUT	4				0.011	0.0242
030	15221-95690	JOINT	4				0.022	0.0484
040	15221-94020	WASHER,PLAIN	4				0.002	0.0044
050	15221-53230	WASHER,ADJUSTING	4				0.001	0.0022
060	15221-53170	SPRING,NOZZLE	4				0.01	0.022
070	15221-53350	PIECE,DISTANCE	4				0.016	0.0352
080	15221-53160	PUSHROD	4				0.003	0.0066
090	15221-53280	NUT,NOZZLE	4				0.068	0.1496
100	15021-53610	PIECE,NOZZLE	4				0	0
110	15221-98100	ASSY WASHER	1			OPTION	0.03	0.066
120	15221-98110	WASHER,ADJUSTING	1			1.00mm	0.001	0.0022
120	15221-98120	WASHER,ADJUSTING	1			1.05mm	0.001	0.0022
120	15221-98130	WASHER,ADJUSTING	1			1.10mm	0.001	0.0022
120	15221-98140	WASHER,ADJUSTING	1			1.15mm	0.001	0.0022
120	15221-98150	WASHER,ADJUSTING	1			1.20mm	0.001	0.0022
120	15221-98160	WASHER,ADJUSTING	1			1.25mm	0.001	0.0022
120	15221-98170	WASHER,ADJUSTING	1			1.30mm	0.001	0.0022
120	15221-98180	WASHER,ADJUSTING	1			1.35mm	0.001	0.0022
120	15221-98190	WASHER,ADJUSTING	1			1.40mm	0.002	0.0044
120	15221-98200	WASHER,ADJUSTING	1			1.45mm	0.001	0.0022
120	15221-98210	WASHER,ADJUSTING	1			1.50mm	0.001	0.0022
120	15221-98220	WASHER,ADJUSTING	1			1.55mm	0.003	0.0066
120	15221-98230	WASHER,ADJUSTING	1			1.60mm	0.003	0.0066
120	15221-98240	WASHER,ADJUSTING	1			1.65mm	0.002	0.0044
120	15221-98250	WASHER,ADJUSTING	1			1.70mm	0.002	0.0044
120	15221-98260	WASHER,ADJUSTING	1			1.75mm	0.002	0.0044
120	15221-98270	WASHER,ADJUSTING	1			1.80mm	0.002	0.0044
120	15221-98280	WASHER,ADJUSTING	1			1.85mm	0.002	0.0044
120	15221-98290	WASHER,ADJUSTING	1			1.90mm	0.002	0.0044
120	15221-98300	WASHER,ADJUSTING	1			1.95mm	0.003	0.0066

FUEL CAMSHAFT

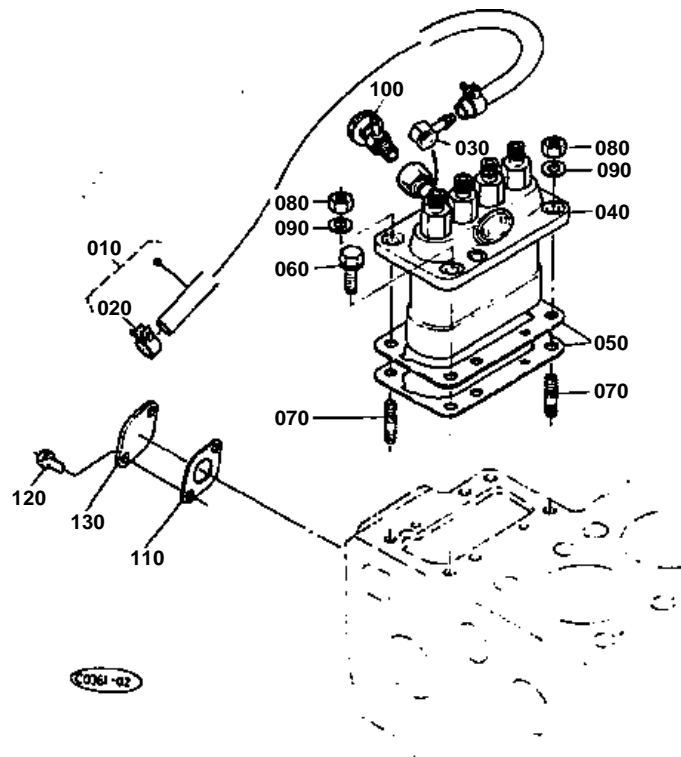


**FUEL CAMSHAFT**

↔ Interchangeable; ≠ not interchangeable; ← new for old; → old for new

REF.No	Part No.	Description	Q'ty	S.No.	I/C	REMARKS	Weight (kgf)	Weight (lb)
010	15471-16020	ASSY CAMSHAFT,FUEL	1				2.3	5.06
020	15471-16170	CAMSHAFT,FUEL	1				0.96	2.112
030	08153-06205	BEARING,BALL	1				0.13	0.286
040	15401-51150	GEAR,INJECTION PUMP	1				0.8	1.76
050	05712-00525	KEY,FEATHER	1				0.005	0.011
060	04612-00240	CIR-CLIP,EXTERNAL	1				0.002	0.0044
070	15221-55450	SLEEVE,GOVERNOR	1				0.19	0.418
080	15221-55470	CIR-CLIP,GOV. SLEEVE	1				0.003	0.0066
090	15221-55690	CASE,GOVERNOR BALL	1				0	0
100	07715-03205	BALL	39				0.001	0.0022
110	15221-55740	CIR-CLIP	1				0.002	0.0044
120	07715-00805	BALL	7				0.016	0.0352
130	15521-55650	GUIDE,GOVERNOR BALL	1				0.035	0.077
140	05611-10310	RIVET	7				0.001	0.0022
150	08240-00001	BEARING,BALL	1				0.19	0.418
160	15221-16320	STOPPER	1				0.02	0.044
170	01123-50814	BOLT	2				0	0

INJECTION PUMP



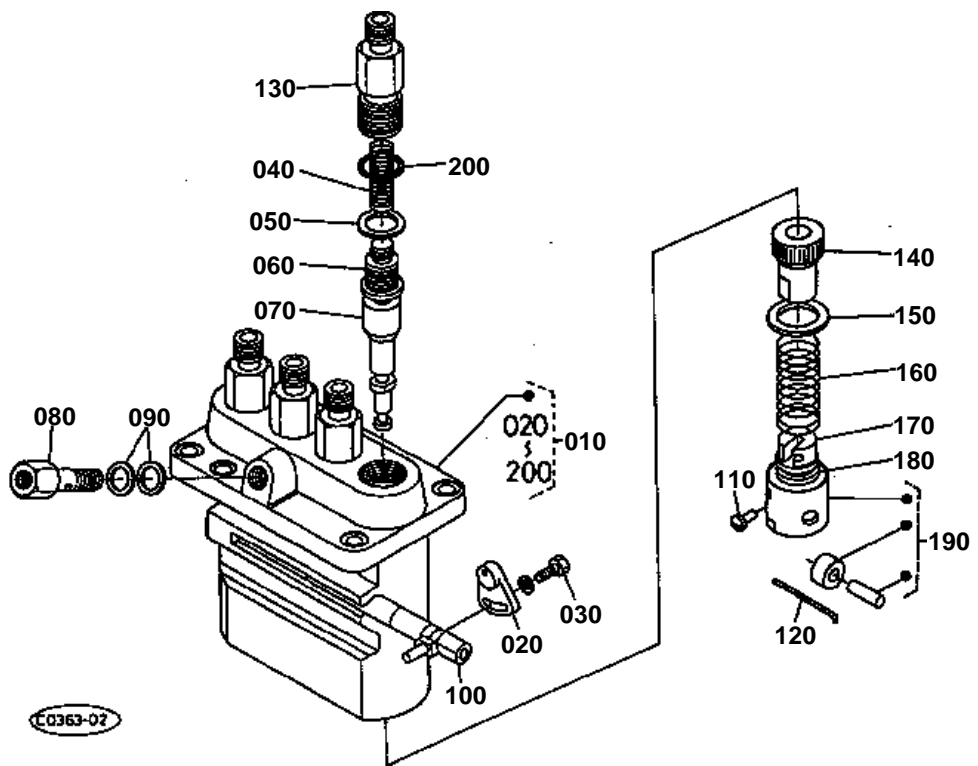


INJECTION PUMP

↔ Interchangeable; ≠ not interchangeable; ← new for old; → old for new

REF.No	Part No.	Description	Q'ty	S.No.	I/C	REMARKS	Weight (kgf)	Weight (lb)
010	15471-42010	ASSY PIPE,FUEL	1				0.035	0.077
020	14301-42750	CLIP,PIPE	2				0.005	0.011
030	15401-95690	JOINT	1				0.04	0.088
040	15461-51010	ASSY PUMP,INJECTION	1				2.6	5.72
050	15471-52110	SHIM	3	<=1748			0.01	0.022
050	15461-52110	SHIM,INJECTION PUMP	2	>=1749		CHANGE CHANGEMENT	0	0
060	01123-50822	BOLT	4				0.012	0.0264
070	01513-50822	STUD	2				0.01	0.022
080	02156-50080	NUT	2				0.004	0.0088
090	04512-50080	WASHER,SPRING	2				0	0
100	14311-60504	ASSY COCK,JET START	1				0.034	0.0748
110	15241-52140	GASKET,FUEL PUMP	1				0	0
120	01023-50616	BOLT	2				0.005	0.011
130	15426-52850	COVER	1				0.055	0.121

INJECTION PUMP (SECTION PARTS)



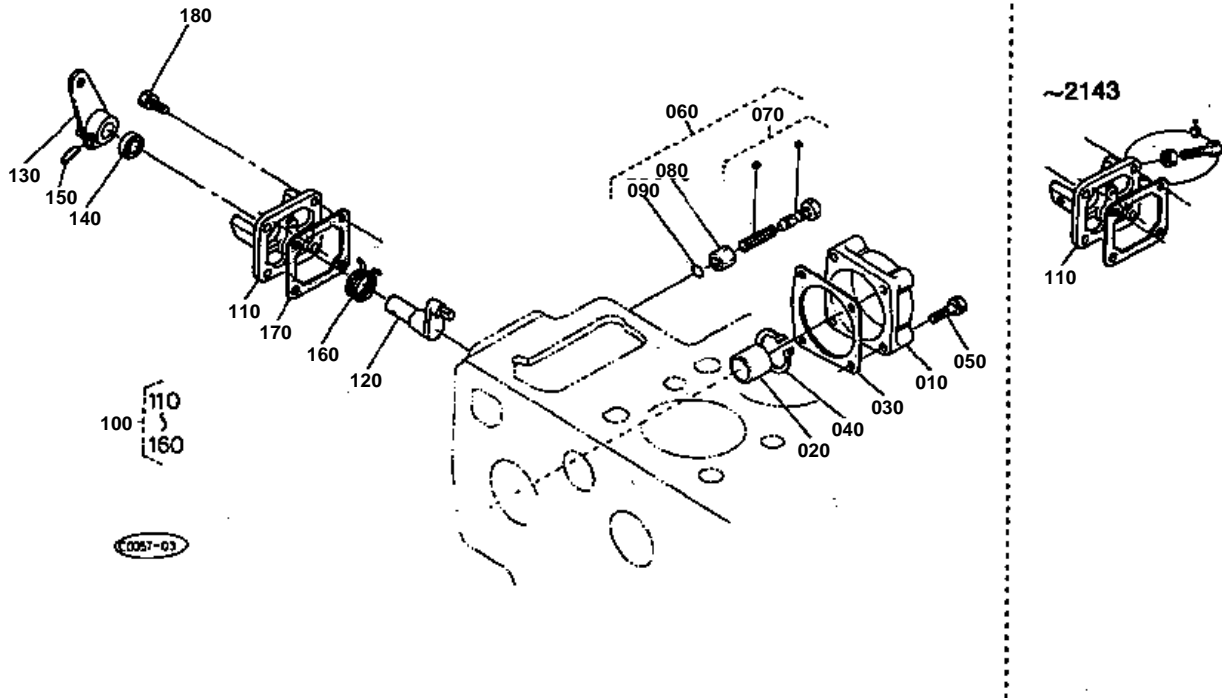


INJECTION PUMP (SECTION PARTS)

↔ Interchangeable; ≠ not interchangeable; ← new for old; → old for new

REF.No	Part No.	Description	Q'ty	S.No.	I/C	REMARKS	Weight (kgf)	Weight (lb)
010	15461-51010	ASSY PUMP,INJECTION	1				2.6	5.72
020	15221-51390	PLATE,ADJUSTING	3				0	0
030	15221-91030	BOLT	3				0	0
040	15221-51230	SPRING,DELIV.VALVE	4				0.002	0.0044
050	15221-51240	GASKET,DELIV.VALVE	4				0.001	0.0022
060	15221-51030	VALVE,DELIVERY	4				0.012	0.0264
070	15221-51050	PLUNGER	4				0.053	0.1166
080	15471-51320	SCREW,FOLLOW	1				0.032	0.0704
090	15401-96650	GASKET	2				0.001	0.0022
100	15401-51060	RACK,CONTROL	1				0.05	0.11
110	15221-51250	PIN,TAPPET GUIDE	4				0.001	0.0022
120	15221-51430	PIN,CLAMP	2				0.001	0.0022
130	15601-51220	HOLDER,DELIV.VALVE	4				0.055	0.121
140	15221-51380	SLEEVE,CONTROL	4				0	0
150	15221-51270	SEAT,SPRING UPPER	4				0.004	0.0088
160	15221-51280	SPRING,PLUNGER	4				0.015	0.033
170	15221-51290	SEAT,SPRING LOWER	4				0.01	0.022
180	15221-51490	SHIM	4				0.002	0.0044
190	15221-51070	ASSY TAPPET	4				0.039	0.0858
200	14611-51200	O RING	4				0.001	0.0022

ENGINE STOP LEVER

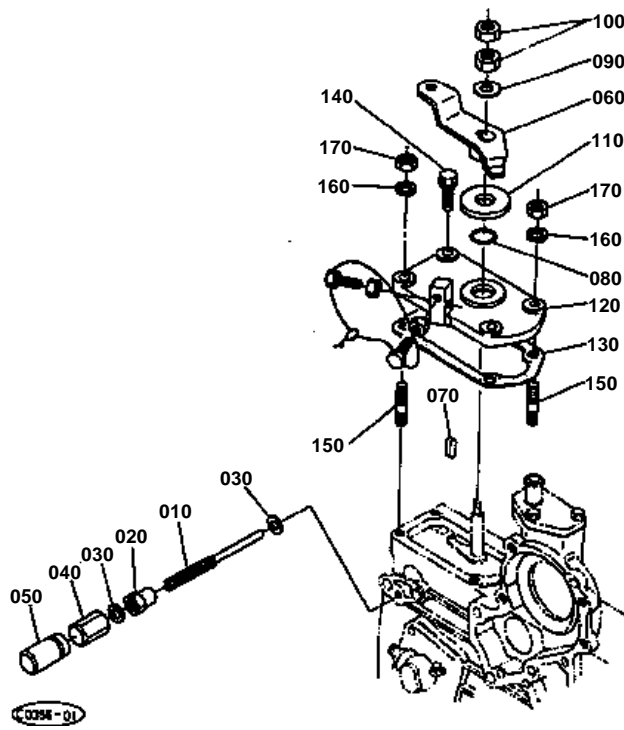


**ENGINE STOP LEVER**

↔ Interchangeable; ≠ not interchangeable; ← new for old; → old for new

REF.No	Part No.	Description	Q'ty	S.No.	I/C	REMARKS	Weight (kgf)	Weight (lb)
010	15469-83150	COVER,FUEL CAMSHAFT	1				0.25	0.55
020	19222-16190	COLLAR	1				0.062	0.1364
030	15469-83110	GASKET	1				0.003	0.0066
040	15471-95360	CIR-CLIP,EXTERNAL	1				0.004	0.0088
050	01133-51050	BOLT	4				0.035	0.077
060	15471-54090	ASSY APPARATUS,I/D.	1				0.025	0.055
070	15471-54100	ASSY BOLT,ADJUSTING	1				0.015	0.033
080	15471-92010	NUT	1				0.07	0.154
090	04811-00060	RING	1				0.001	0.0022
100	17331-57700	ASSY LEVER,ENG.STOP	1	≤2143			0	0
100	17331-57702	ASSY LEVER,ENG.STOP	1	≥2144	≠		0.19	0.418
110	15471-51650	COVER,INJECTION PUMP	1	≤2143			0	0
110	15471-51652	COVER,INJECTION PUMP	1	≥2144	≠		0.02	0.044
120	17331-57740	SHAFT,LEVER	1				0.04	0.088
130	17331-57720	LEVER,ENGINE STOP	1				0.05	0.11
140	15471-57980	SEAL,OIL	1				0.001	0.0022
150	05411-00420	PIN,SPRING	1				0.001	0.0022
160	15471-57920	SPRING,RETURN	1				0.005	0.011
170	15221-51660	GASKET,PUMP COVER	1				0	0
180	01023-50618	BOLT	4				0.006	0.0132

SPEED CONTROL PLATE



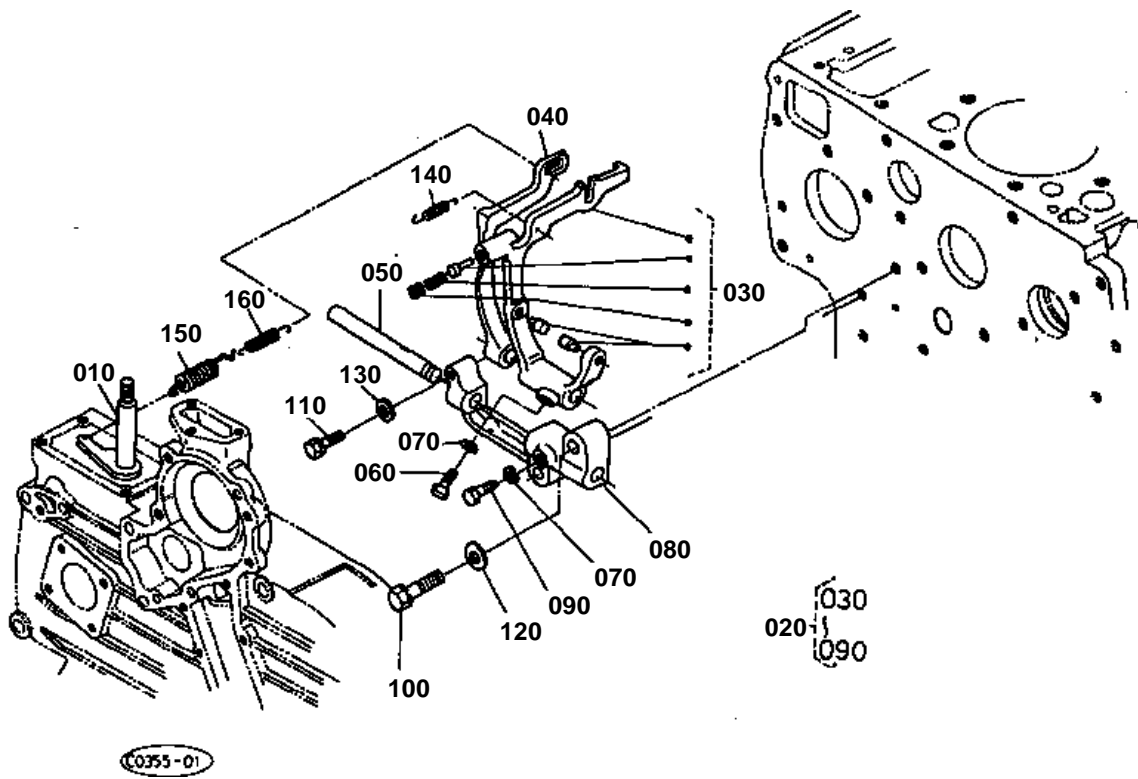
~1278



**SPEED CONTROL PLATE**

↔ Interchangeable; ≠ not interchangeable; ← new for old; → old for new

REF.No	Part No.	Description	Q'ty	S.No.	I/C	REMARKS	Weight (kgf)	Weight (lb)
010	15601-54120	BOLT,ADJUSTING	1				0.011	0.0242
020	15601-92010	NUT	1				0	0
030	15601-96650	GASKET	2				0.001	0.0022
040	15601-54220	NUT,CAP	1	<=2375			0	0
040	15841-14620	NUT,CAP	1	>=2376	↔		0.01	0.022
050	16241-54420	CAP	1				0.004	0.0088
060	15471-57150	LEVER,SPEED CONTROL	1				0.05	0.11
070	05712-00408	KEY,FEATHER	1				0.001	0.0022
080	04811-00120	RING	1				0.001	0.0022
090	04013-50080	WASHER,PLAIN	1				0	0
100	02112-50080	NUT	2				0.003	0.0066
110	17011-57380	COLLAR	1				0	0
120	15521-57110	PLATE,SPEED CONTROL	1	<=1278			0	0
120	15611-57113	PLATE,SPEED CONTROL	1	>=1279	←	CHANGE CHANGEMENT	0	0
130	15221-57210	GASKET	1	<=1278			0	0
130	17331-57210	GASKET	1	>=1279	≠	CHANGE CHANGEMENT	0	0
140	01023-50620	BOLT	2				0.006	0.0132
150	15221-88210	STUD	2				0.005	0.011
160	04512-50060	WASHER,SPRING	2				0	0
170	02056-50060	NUT	4				0.002	0.0044

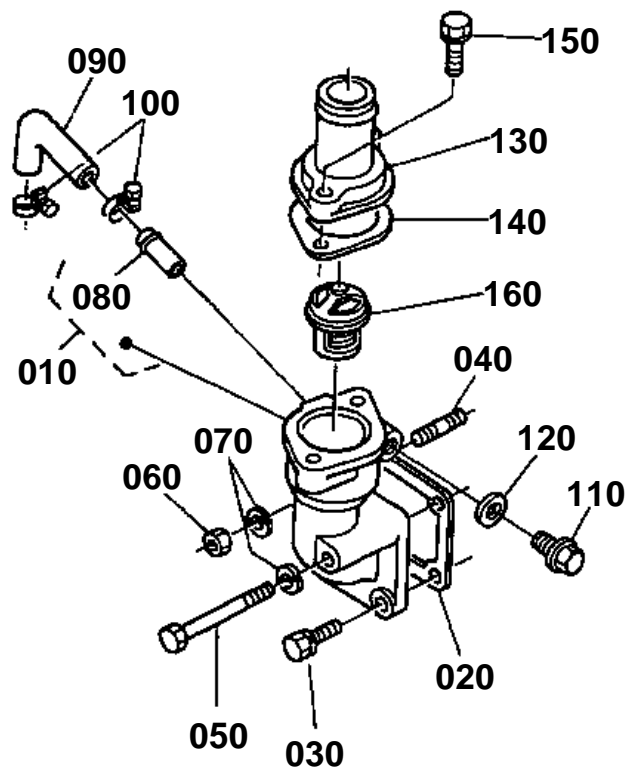


**GOVERNOR**

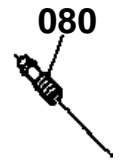
↔ Interchangeable; ≠ not interchangeable; ← new for old; → old for new

REF.No	Part No.	Description	Q'ty	S.No.	I/C	REMARKS	Weight (kgf)	Weight (lb)
010	15601-56020	COMP.LEVER,GOVERNOR	1				0.055	0.121
020	15834-56050	ASSY LEVER,FORK	1				0.41	0.902
030	15833-56040	COMP.LEVER,FORK	1				0.185	0.407
040	15471-56130	LEVER,FORK	1				0.065	0.143
050	15221-56150	SHAFT,FORK LEVER	1				0.1	0.22
060	15021-56240	BOLT,LEVER SHAFT	1				0.005	0.011
070	04512-50060	WASHER,SPRING	2				0	0
080	15221-56230	HOLDER,FORK LEVER	1				0.1	0.22
090	15221-66410	BOLT	1				0.005	0.011
100	01123-50832	BOLT	2				0.016	0.0352
110	01023-50628	BOLT	1				0.015	0.033
120	04012-50080	WASHER,PLAIN	2				0.001	0.0022
130	04012-50060	WASHER,PLAIN	1				0.001	0.0022
140	15601-56480	SPRING,START	1				0.002	0.0044
150	15521-56410	SPRING,GOVERNOR	1				0	0
160	15521-56420	SPRING,GOVERNOR	1				0.002	0.0044

WATER FLANGE



~1693



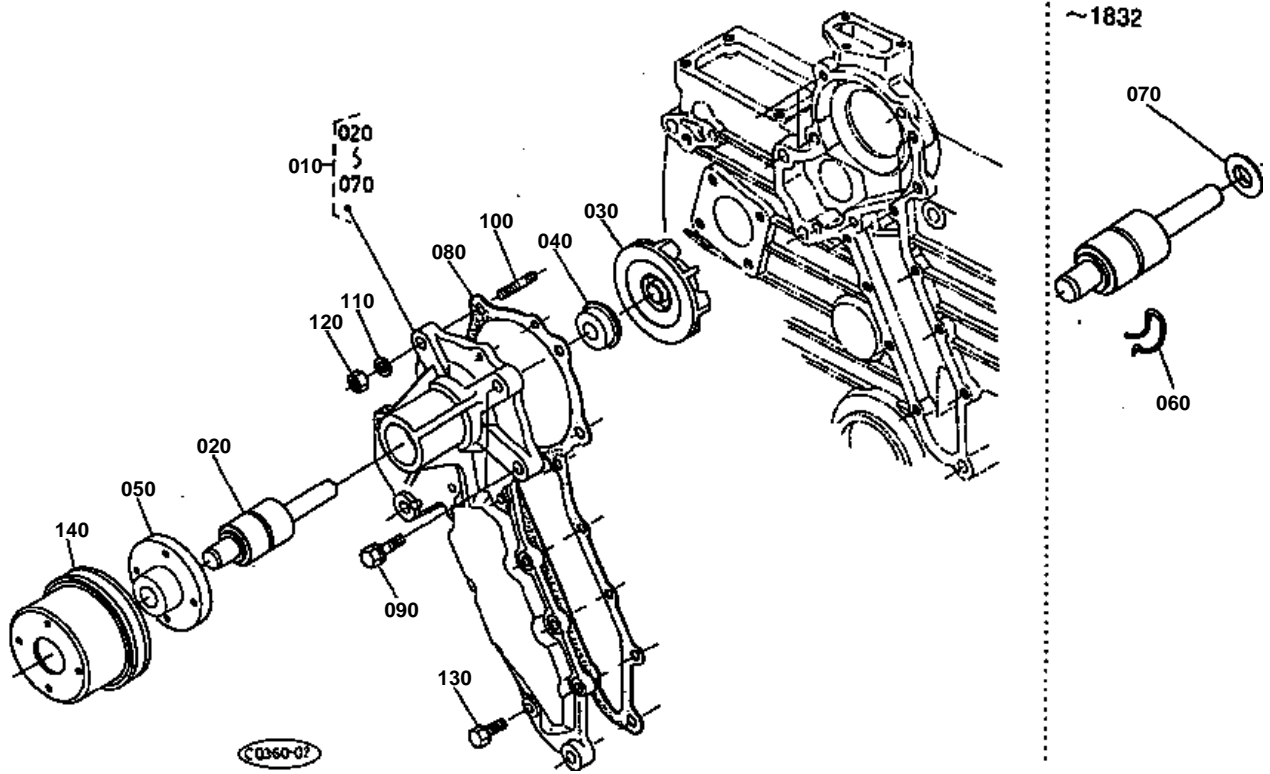


WATER FLANGE

↔ Interchangeable; ≠ not interchangeable; ← new for old; → old for new

REF.No	Part No.	Description	Q'ty	S.No.	I/C	REMARKS	Weight (kgf)	Weight (lb)
010	15512-72910	FLANGE,WATER	1	<=1693			0	0
010	15512-72700	COMP.FLANGE,WATER	1	>=1694	≠	CHANGE CHANGEMENT	0	0
020	15521-72920	GASKET,WATER FLANGE	1				0	0
030	01123-50822	BOLT	2				0.012	0.0264
040	01513-50822	STUD	1				0.01	0.022
050	01153-50870	BOLT	1				0.026	0.0572
060	02156-50080	NUT	1				0.004	0.0088
070	04512-50080	WASHER,SPRING	2				0	0
080	15321-73340	PIPE,WATER RETURN	1	<=1693			0.016	0.0352
080	17331-73340	PIPE,WATER RETURN	1	>=1694	≠	CHANGE CHANGEMENT	0	0
090	15521-73340	PIPE,WATER RETURN	1				0.025	0.055
100	15109-73360	BAND,PIPE	2				0.01	0.022
110	15521-96010	PLUG	1				0.01	0.022
120	04724-00210	GASKET	1	<=2195			0.006	0.0132
120	04717-02150	WASHER	1	>=2196			0.004	0.0088
130	15321-73260	COVER,THERMOSTAT	1				0.107	0.2354
140	15321-73270	GASKET	1				0	0
150	01123-50835	BOLT	2				0.02	0.044
160	15321-73010	ASSY THERMOSTAT	1				0	0

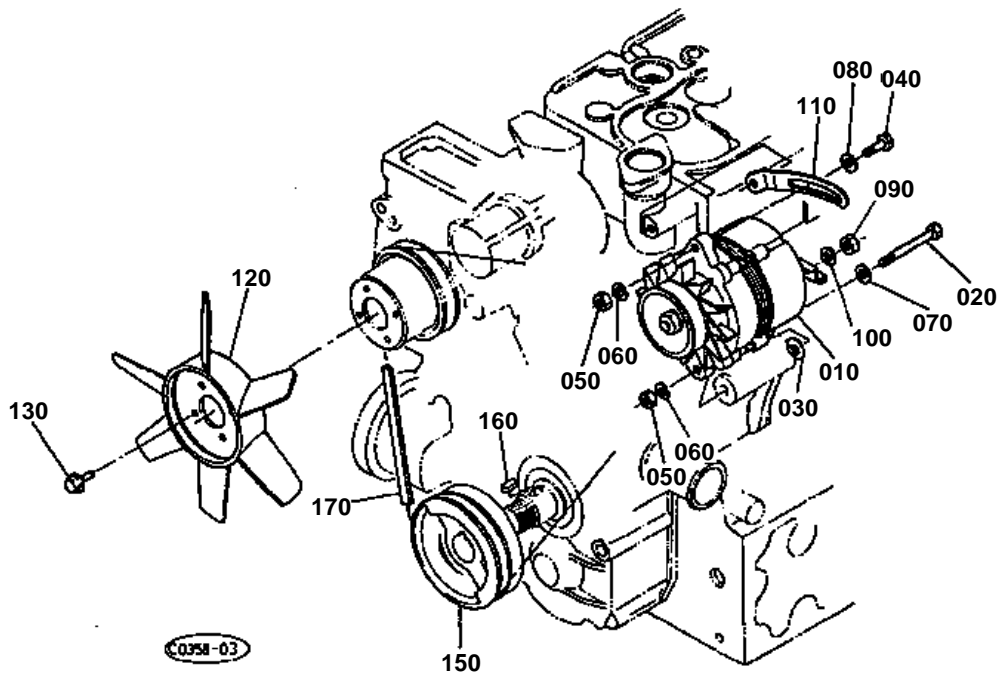
WATER PUMP



**WATER PUMP**

↔ Interchangeable; ≠ not interchangeable; ← new for old; → old for new

REF.No	Part No.	Description	Q'ty	S.No.	I/C	REMARKS	Weight (kgf)	Weight (lb)
010	15521-73030	ASSY PUMP,WATER	1				0	0
020	15521-73550	BEARING,BALL	1				0.235	0.517
030	15321-73510	IMPELLER,WATER PUMP	1	≤1832			0.22	0.484
030	15521-73510	IMPELLER,WATER PUMP	1	≥1833	↔	CHANGE CHANGEMENT	0.22	0.484
040	15121-73050	SET,SEAL	1	≤1832			0	0
040	19202-73050	ASSY SEAL,MECHANICAL	1	≥1833	↔	CHANGE CHANGEMENT	0.02	0.044
050	15521-73520	FLANGE,WATER PUMP	1				0.25	0.55
060	15521-94810	PIN,SNAP	1	≤1832		DISCONTINUANCE	0.001	0.0022
070	15121-73620	SLINGER	1	≤1832		DISCONTINUANCE	0.002	0.0044
080	15521-73430	GASKET,WATER PUMP	1				0	0
090	01123-50828	BOLT	2				0.014	0.0308
100	15521-91510	STUD	2				0.012	0.0264
110	04512-50080	WASHER,SPRING	2				0	0
120	02156-50080	NUT	2				0.004	0.0088
130	01023-50618	BOLT	8				0.006	0.0132
140	15471-74250	PULLEY,FAN	1				0.3	0.66



~1820

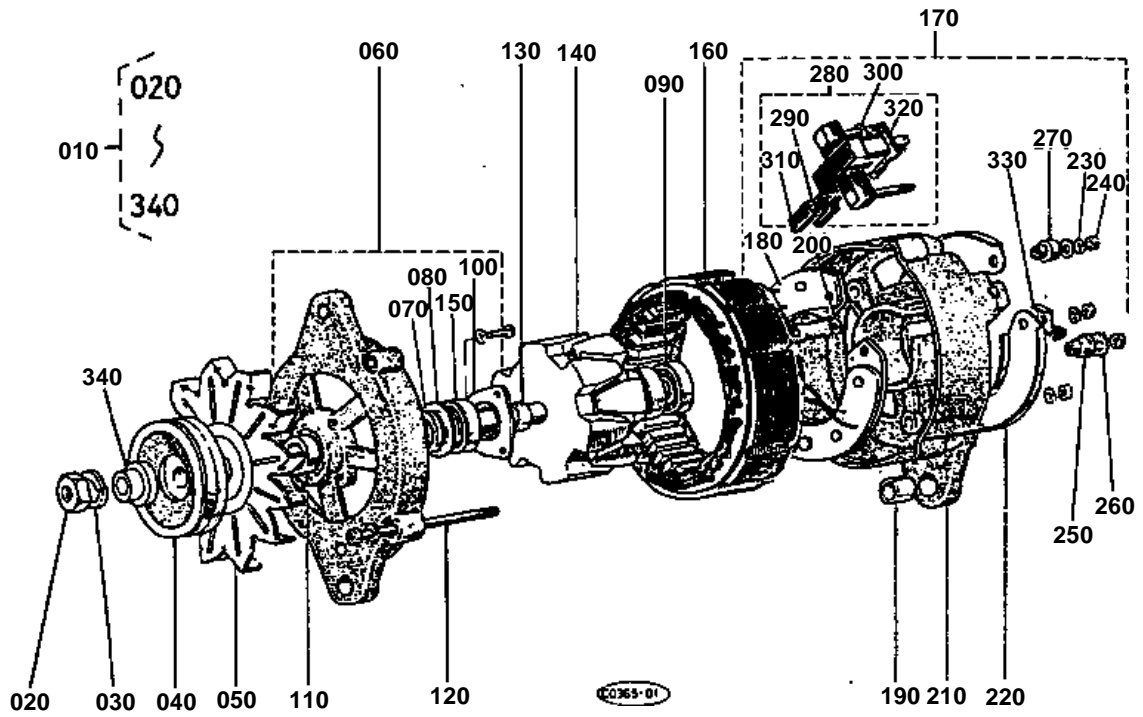


**DYNAMO**

↔ Interchangeable; ≠ not interchangeable; ← new for old; → old for new

REF.No	Part No.	Description	Q'ty	S.No.	I/C	REMARKS	Weight (kgf)	Weight (lb)
010	15471-64010	ASSY DYNAMO	1				3.68	8.096
020	15521-91030	BOLT	1	<=2375			0	0
020	17367-91030	BOLT	1	>=2376	≠		0.02	0.044
030	15521-94030	WASHER,PLAIN	1				0.01	0.022
040	01153-50830	BOLT	1				0	0
050	02156-50080	NUT	2				0.004	0.0088
060	04512-50080	WASHER,SPRING	2	<=2375		DISCONTINUANCE	0	0
070	04012-50080	WASHER,PLAIN	1				0.001	0.0022
080	04015-50080	WASHER,PLAIN	1				0	0
090	02056-50060	NUT	1				0.002	0.0044
100	04512-50060	WASHER,SPRING	1				0	0
110	15321-64420	STAY,DYNAMO	1				0.1	0.22
120	17345-74110	FAN	1				0.745	1.639
130	01053-50635	BOLT	4	<=1820			0.009	0.0198
130	01754-50635	BOLT,FLANGE	4	>=1821	←	CHANGE CHANGEMENT	0.01	0.022
140	15321-74230	WASHER,FAN	2	<=1820		DISCONTINUANCE	0.005	0.011
150	15471-74280	PULLEY,FAN DRIVE	1				1.28	2.816
160	05712-00720	KEY,FEATHER	1				0.008	0.0176
170	15471-97010	BELT,V	1				0.12	0.264

DYNAMO (SECTION PARTS)



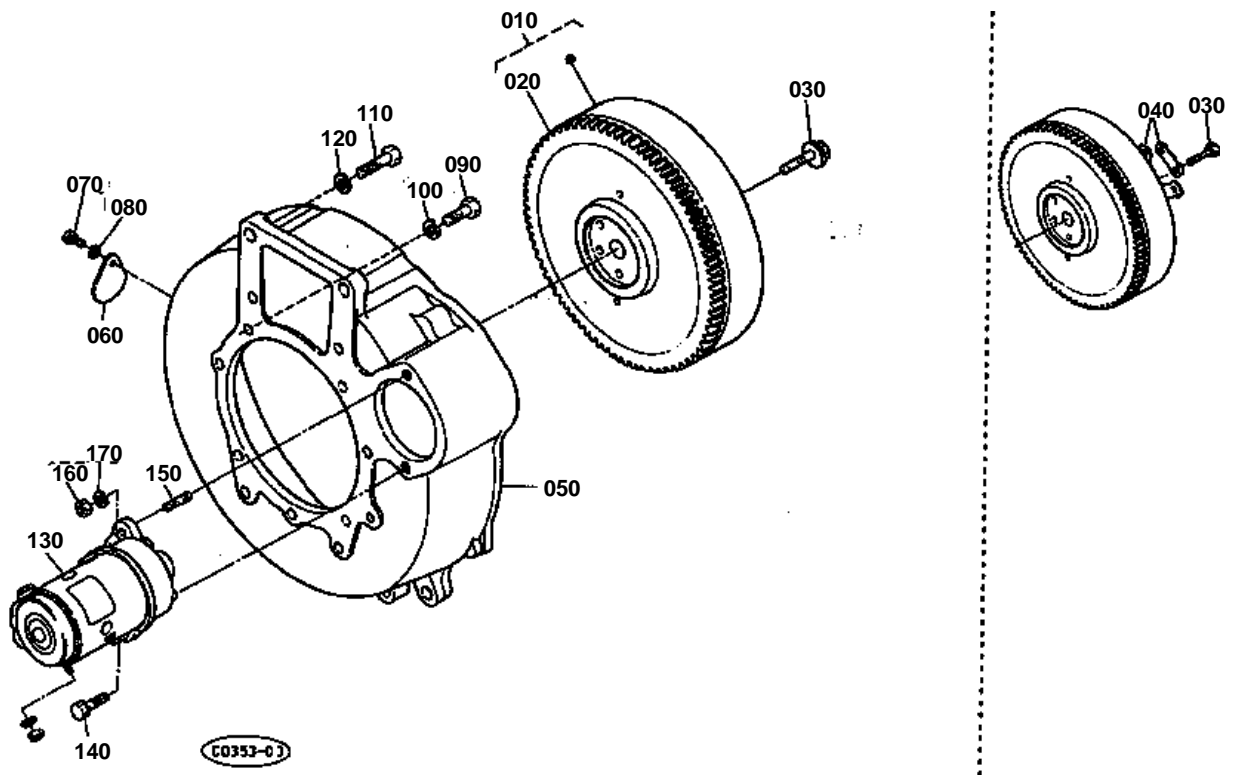


DYNAMO (SECTION PARTS)

↔ Interchangeable; ≠ not interchangeable; ← new for old; → old for new

REF.No	Part No.	Description	Q'ty	S.No.	I/C	REMARKS	Weight (kgf)	Weight (lb)
010	15471-64010	ASSY DYNAMO	1				3.68	8.096
020	15221-92010	NUT	1				0.012	0.0264
030	15221-94070	WASHER,SPRING	1				0.008	0.0176
040	15471-64110	PULLEY,DYNAMO	1				0.435	0.957
050	15221-64130	FAN,DYNAMO	1				0	0
060	15253-64020	FRAME,DRIVE END	1				0.365	0.803
070	15221-64790	FELT,OIL	1				0.001	0.0022
080	15221-64830	COVER,FELT	1				0.003	0.0066
090	08121-06201	BEARING,BALL	1				0.036	0.0792
100	15221-64710	PLATE,RETAINER	1				0.018	0.0396
110	15221-64150	COLLAR	1				0.008	0.0176
120	15321-64260	BOLT,THROUGH	2				0.008	0.0176
130	15221-64160	SPACER	1				0.006	0.0132
140	15606-64030	ARMATURE	1				1.34	2.948
150	08141-06202	BEARING,BALL	1				0.043	0.0946
160	15606-64050	YOKE	1				0.76	1.672
170	15321-64070	ASSY FRAME,END	1				0.52	1.144
180	15321-64850	ASSY RECTIFIER	1				0.134	0.2948
190	15221-64210	BUSH	1				0.007	0.0154
200	15321-64880	WASHER,INSULATION	1				0.001	0.0022
210	15321-64060	FRAME,END	1				0.298	0.6556
220	15321-64230	COVER,END	1				0.029	0.0638
230	04512-50050	WASHER,SPRING	5				0	0
240	15221-92030	NUT	5				0.001	0.0022
250	15321-64920	BUSH,INSULATION	1				0.001	0.0022
260	04512-50060	WASHER	1				0	0
270	15221-64910	BUSH,INSULATION	1				0.001	0.0022
280	15321-64310	ASSY HOLDER,BRUSH	1				0.039	0.0858
290	15221-64330	SPRING,BRUSH	2				0.001	0.0022
300	15221-64880	WASHER,INSULATION	2				0.001	0.0022
310	15221-64090	BRUSH	2				0.002	0.0044
320	15321-64940	INSULATOR,TERMINAL	1				0.001	0.0022
330	15321-67570	CLAMP,CORD	1				0.04	0.088
340	15321-64170	SPACER	1				0.007	0.0154

FLYWHEEL AND STARTER



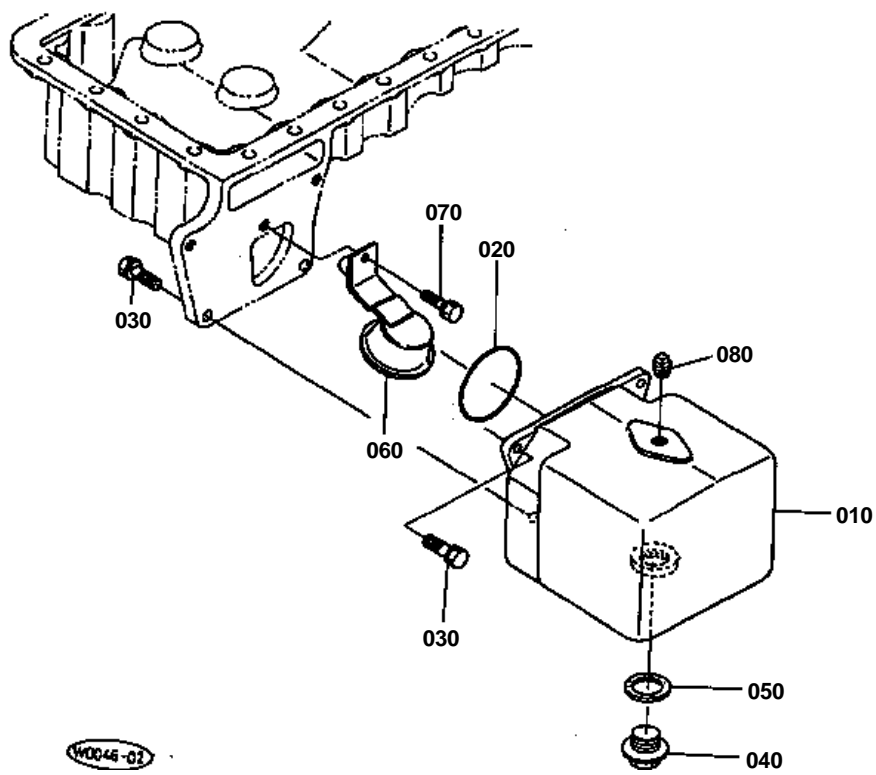


FLYWHEEL AND STARTER

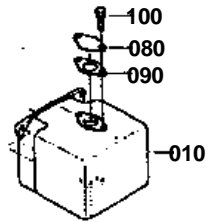
↔ Interchangeable; ≠ not interchangeable; ← new for old; → old for new

REF.No	Part No.	Description	Q'ty	S.No.	I/C	REMARKS	Weight (kgf)	Weight (lb)
010	15833-25012	COMP.FLYWHEEL	1				24.5	53.9
020	15606-63820	GEAR,RING	1				1.44	3.168
030	15521-25160	BOLT,FLYWHEEL	6	≤2332			0.06	0.132
030	15521-25162	BOLT,FLYWHEEL	6	≥2333	≠		0.05	0.11
040	15521-25170	WASHER,FLYWHEEL	3			DISCONTINUANCE	0.06	0.132
050	15833-04610	HOUSING,FLYWHEEL	1				11.5	25.3
060	31220-14170	COVER	1				0.014	0.0308
070	01153-50812	BOLT	1				0.008	0.0176
080	04512-50080	WASHER,SPRING	1				0	0
090	01073-51030	BOLT	11				0.028	0.0616
100	04512-50100	WASHER,SPRING	11				0	0
110	01073-51240	BOLT	2				0.049	0.1078
120	04512-50120	WASHER,SPRING	2				0	0
130	15833-63010	ASSY STARTER	1				4.68	10.296
140	01133-51030	BOLT	1				0.025	0.055
150	01517-51028	STUD	1				0.022	0.0484
160	02176-50100	NUT	1				0.005	0.011
170	04512-50100	WASHER,SPRING	1				0	0

SUB OIL PAN



~20324

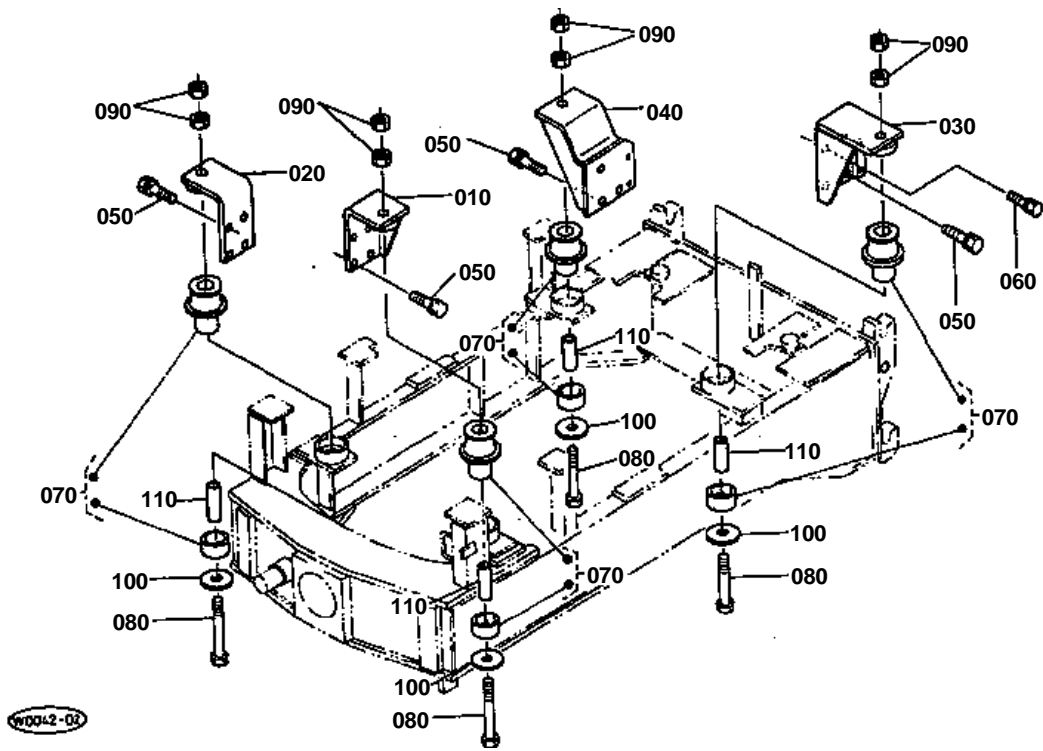


**SUB OIL PAN**

↔ Interchangeable; ≠ not interchangeable; ← new for old; → old for new

REF.No	Part No.	Description	Q'ty	S.No.	I/C	REMARKS	Weight (kgf)	Weight (lb)
010	68811-42824	CAP,OIL PAN	1	<=20324			0	0
010	68811-42826	CAP,OIL PAN	1	>=20325	≠	CHANGE	3	6.6
020	04811-10850	RING	1				0.002	0.0044
030	01123-50820	BOLT	4				0.011	0.0242
040	06331-45020	PLUG	1				0.08	0.176
050	04724-00200	GASKET	1				0.003	0.0066
060	68811-42830	FILTER,OIL	1				0.16	0.352
070	01123-50816	BOLT	1				0.011	0.0242
080	68811-42870	COVER	1	<=20324			0.06	0.132
080	06312-10040	PLUG	1	>=20325	≠	CHANGE	0.04	0.088
090	68811-42880	GASKET	1	<=20324		DISCONTINUANCE	0.002	0.0044
100	01123-50814	BOLT	2	<=20324		DISCONTINUANCE	0	0

ENGINE BRACKET



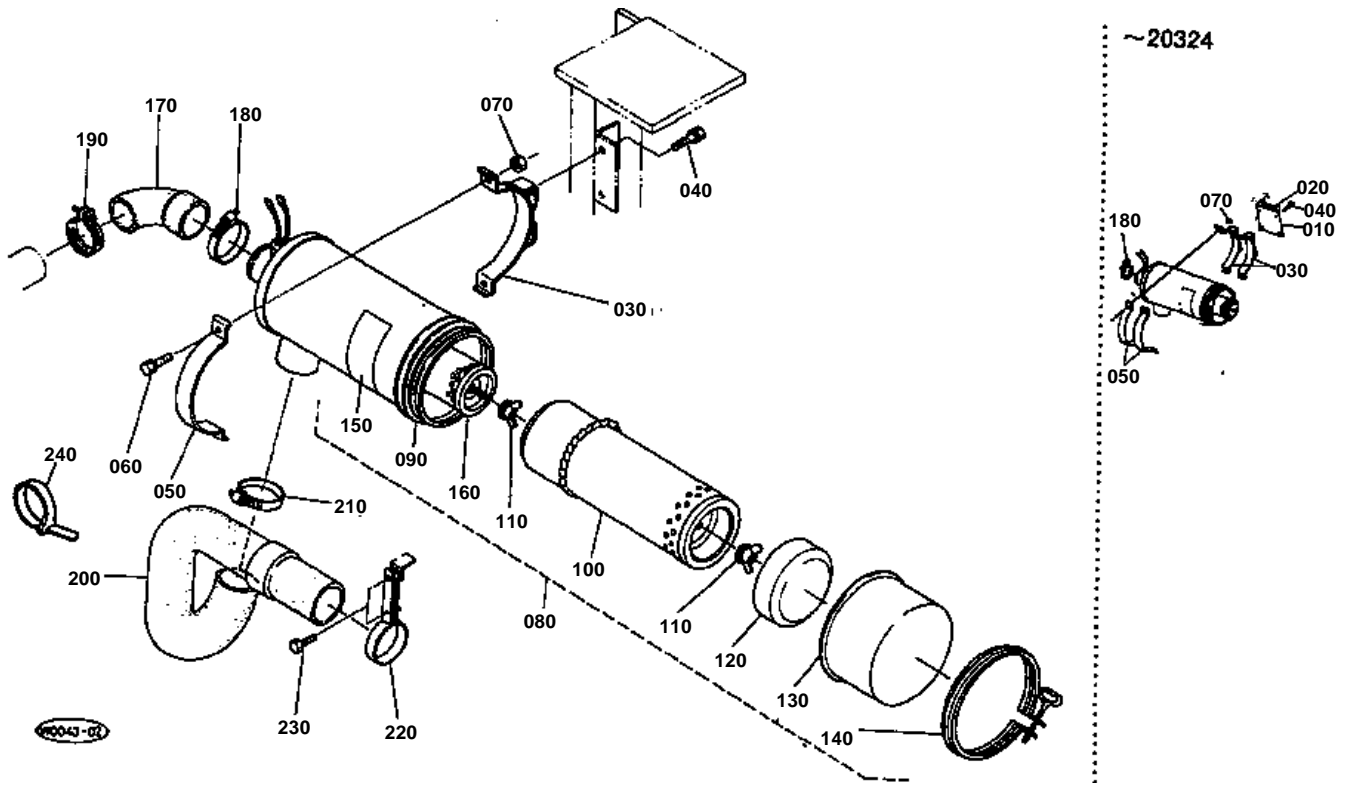


ENGINE BRACKET

↔ Interchangeable; ≠ not interchangeable; ← new for old; → old for new

REF.No	Part No.	Description	Q'ty	S.No.	I/C	REMARKS	Weight (kgf)	Weight (lb)
010	68811-42110	BRACKET,ENGINE LH	1				1.63	3.586
020	68811-42120	BRACKET,ENGINE RH	1				1.7	3.74
030	68811-42130	BRACKET,ENGINE LH	1				2.35	5.17
040	68811-42140	BRACKET,ENGINE RH	1				2.64	5.808
050	01133-51225	BOLT	14				0.038	0.0836
060	01133-51020	BOLT	1				0.02	0.044
070	68271-42160	ASSY CUSHION	4				0.24	0.528
080	01173-51602	BOLT	4				0.168	0.3696
090	02074-50160	NUT	8				0.029	0.0638
100	68271-42170	WASHER	4				0.12	0.264
110	68271-42190	COLLAR	4				0.07	0.154

AIR CLEANER

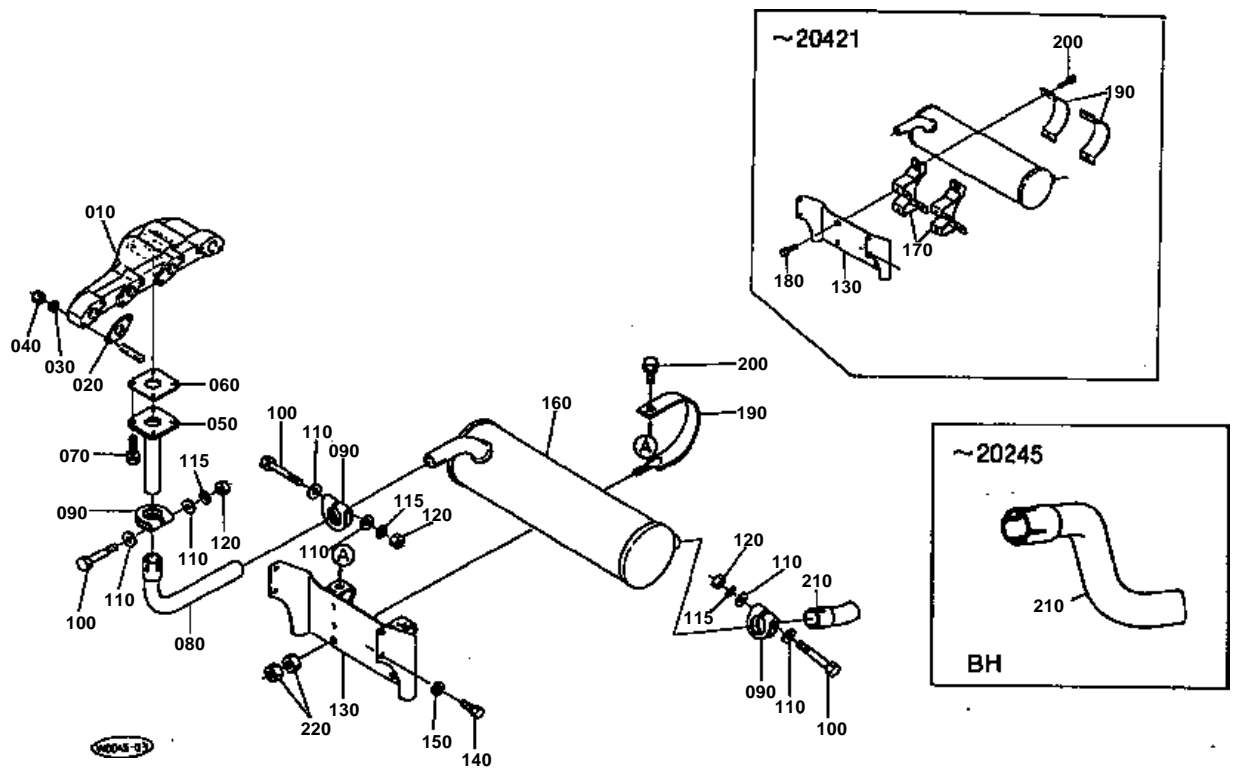


**AIR CLEANER**

↔ Interchangeable; ≠ not interchangeable; ← new for old; → old for new

REF.No	Part No.	Description	Q'ty	S.No.	I/C	REMARKS	Weight (kgf)	Weight (lb)
010	68811-42230	CLAMP	1	<=20324		DISCONTINUANCE	0.48	1.056
020	01123-50816	BOLT	2	<=20324		DISCONTINUANCE	0.011	0.0242
030	68241-42250	BAND AIR CLEANER	2	<=20324			0.37	0.814
030	68241-42250	BAND AIR CLEANER	1	>=20325	↔	CHANGE OF QUANTITY	0.37	0.814
040	01123-50816	BOLT	4	<=20324			0.011	0.0242
040	01123-50816	BOLT	2	>=20325	↔	CHANGE OF QUANTITY	0.011	0.0242
050	68241-42260	BAND AIR CLEANER	2	<=20324			0.23	0.506
050	68241-42260	BAND AIR CLEANER	1	>=20325	↔	CHANGE OF QUANTITY	0.23	0.506
060	01123-50835	BOLT	4	<=20324			0.02	0.044
060	01123-50835	BOLT	2	>=20325	↔	CHANGE OF QUANTITY	0.02	0.044
070	02114-50080	NUT	4	<=20324			0.005	0.011
070	02114-50080	NUT	2	>=20325	↔	CHANGE OF QUANTITY	0.005	0.011
080	68817-42200	ASSY CLEANER,AIR	1				3.56	7.832
090	68811-42210	ASSY BODY,CLEANER	1				1.8	3.96
100	15606-11080	ASSY ELEMENT,CLEANER	1				1.15	2.53
110	15401-92620	BOLT,WING	2				0.01	0.022
120	15606-11410	COVER,BAFFLE	1				0.115	0.253
130	15471-11160	COVER,AIR CLEANER	1				0.42	0.924
140	15606-11070	ASSY BAND,AIRCLEANER	1				0.125	0.275
150	15401-87450	LABEL,AIR CLEANER	1				0.002	0.0044
160	17381-11180	ASSY ELEMENT,INNER	1				0.325	0.715
170	68811-42223	PIPE,INLET	1				0.2	0.44
180	15606-11720	BAND,PIPE	1	<=20587			0.035	0.077
180	68811-42270	BAND,PIPE	1	>=20588	↔	CHANGE	0.04	0.088
190	15401-11720	BAND,PIPE	1				0.05	0.11
200	68811-42242	PIPE,INLET	1				1.25	2.75
210	68811-42270	BAND,PIPE	1				0.04	0.088
220	68811-43630	HOLDER,INLET PIPE	1				0.115	0.253
230	01123-50820	BOLT	2				0.011	0.0242
240	71585-11190	BAND,INLET PIPE	1				0.002	0.0044

MUFFLER AND EXHAUST MANIFOLD

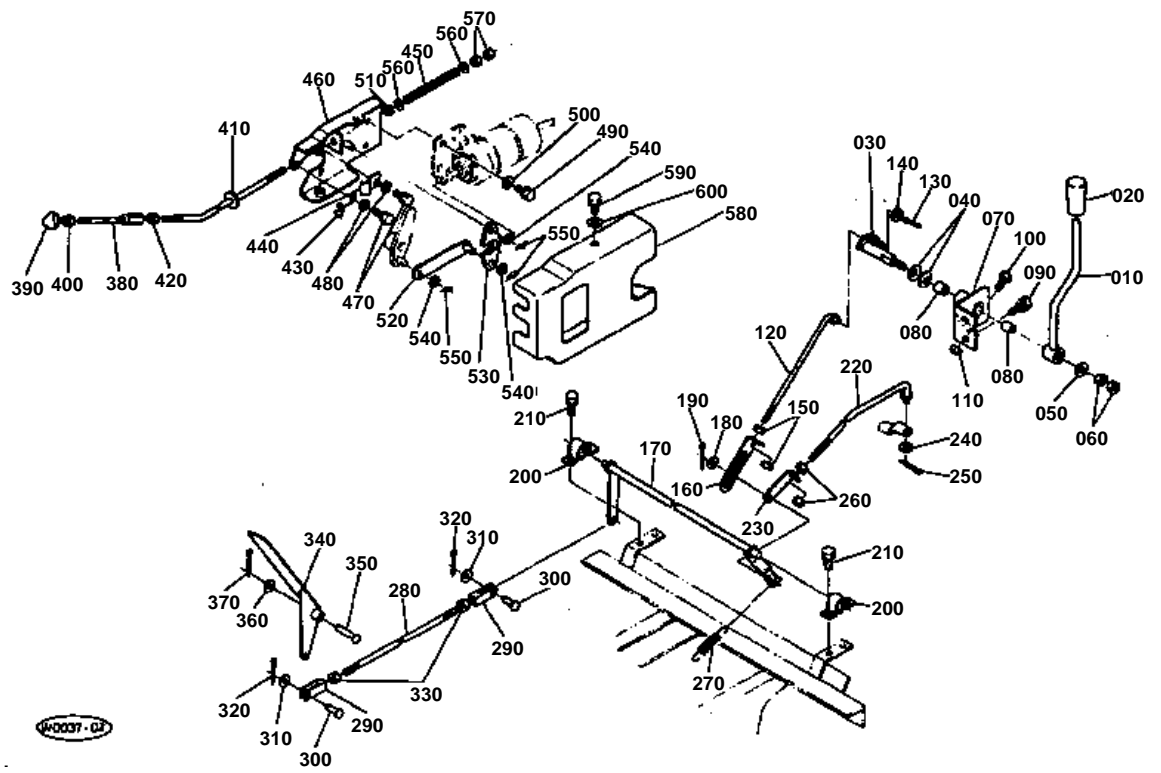




MUFFLER AND EXHAUST MANIFOLD

↔ Interchangeable; ≠ not interchangeable; ← new for old; → old for new

REF.No	Part No.	Description	Q'ty	S.No.	I/C	REMARKS	Weight (kgf)	Weight (lb)
010	68811-42410	MANIFOLD,EXHAUST	1				3.9	8.58
020	15521-12350	GASKET,EX-MANIFOLD	4				0	0
030	04512-50080	WASHER,SPRING	8				0	0
040	02114-50080	NUT	8				0.005	0.011
050	68811-42470	PIPE,MUFFLER	1				0.61	1.342
060	15371-12370	GASKET,MUFFLER	1				0	0
070	01123-50825	BOLT	4				0.013	0.0286
080	68811-42480	PIPE,MUFFLER	1				0.3	0.66
090	66711-54420	BAND,PIPE	3				0.038	0.0836
100	01153-50865	BOLT	3				0.025	0.055
110	04013-50080	WASHER,PLAIN	6				0	0
115	04512-50080	WASHER,SPRING	3				0	0
120	02114-50080	NUT	3				0.005	0.011
130	68811-42420	BRACKET,MUFFLER	1	≤20421			0	0
130	68811-42423	BRACKET,MUFFLER	1	≥20422	≠	CHANGE	3	6.6
140	01133-51020	BOLT	4				0.02	0.044
150	04013-50100	WASHER,PLAIN	4				0	0
160	68811-42430	MUFFLER	1				4.51	9.922
170	68811-42450	BAND,MUFFLER	2	≤20421		DISCONTINUANCE	0.75	1.65
180	01123-50820	BOLT	4	≤20421		DISCONTINUANCE	0.011	0.0242
190	68811-42460	BAND,MUFFLER	2	≤20421			0.35	0.77
190	68811-42462	BAND,MUFFLER	2	≥20422	≠	CHANGE	0.34	0.748
190	68811-42463	BAND,MUFFLER	2		≠	CHANGE	0.4	0.88
200	01123-50840	BOLT	4	≤20421			0.018	0.0396
200	01133-51016	BOLT	2	≥20422	≠	CHANGE	0.015	0.033
210	68811-42442	PIPE,MUFFLER	1				0.095	0.209
210	68811-42530	PIPE,MUFFLER	1	≤20245		BH TYPE	0.3	0.66
210	68811-42442	PIPE,MUFFLER	1	≥20246	←	CHANGE BH TYPE	0.095	0.209
220	02118-50100	NUT	4	≥20422		ADD	0.005	0.011





ACCEL AND STOP ROD [KTC KTCL]

↔ Interchangeable; ≠ not interchangeable; ← new for old; → old for new

REF.No	Part No.	Description	Q'ty	S.No.	I/C	REMARKS	Weight (kgf)	Weight (lb)
010	68811-35110	HANDLE,ACCEL.	1				0.318	0.6996
020	54201-23270	GRIP	1				0.02	0.044
030	68817-35130	LEVER	1				0.22	0.484
040	68241-35190	SPRING,PLATE	2				0.003	0.0066
050	04013-50100	WASHER,PLAIN	1				0	0
060	02118-50100	NUT	2				0.005	0.011
070	68817-35170	BRACKET	1				0.4	0.88
080	68021-62210	BUSH	2				0.004	0.0088
090	01123-50820	BOLT	2				0.011	0.0242
100	01155-50835	BOLT	1				0	0
110	02114-50080	NUT	1				0.005	0.011
120	68817-35250	ROD,ACCEL.	1				0.05	0.11
130	05511-51612	PIN,SPLIT	1				0.001	0.0022
140	04012-50060	WASHER,PLAIN	1				0.001	0.0022
150	02014-50060	NUT	2				0.003	0.0066
160	68811-35150	LINK	1				0.06	0.132
170	68817-35240	SHAFT	1				0.545	1.199
180	04012-50060	WASHER,PLAIN	1				0.001	0.0022
190	05511-51612	PIN,SPLIT	1				0.001	0.0022
200	68811-35280	UNIT PILLOW	2				0.05	0.11
210	01023-50612	BOLT	4				0.005	0.011
220	68811-35230	ROD,ACCEL.	1				0.1	0.22
230	68817-35120	END,ROD	1				0.03	0.066
240	04012-50060	WASHER,PLAIN	1				0.001	0.0022
250	05511-51612	PIN,SPLIT	1				0.001	0.0022
260	02014-50060	NUT	2				0.003	0.0066
270	68001-32460	SPRING	1				0.021	0.0462
280	68817-35260	ROD,ACCEL.	1				0.06	0.132
290	68811-35220	END,FORK	2				0.04	0.088
300	05122-50620	PIN,JOINT	2				0.005	0.011
310	04012-50060	WASHER,PLAIN	2				0.001	0.0022
320	05511-51612	PIN,SPLIT	2				0.001	0.0022
330	02014-50060	NUT	2				0.003	0.0066
340	68811-35210	PEDAL,ACCEL.	1				0.52	1.144
350	05122-50640	PIN,JOINT	1				0.01	0.022
360	04012-50060	WASHER,PLAIN	1				0.001	0.0022
370	05511-51612	PIN,SPLIT	1				0.001	0.0022
380	68811-35312	ROD,ENGINE STOP	1				0.08	0.176
390	35260-17160	KNOB	1				0.015	0.033
400	02014-50060	NUT	1				0.003	0.0066
410	68817-35510	ROD,STOP	1				0.09	0.198
420	02014-50060	NUT	1				0.003	0.0066
430	31301-17850	GUIDE FRONT	1				0.03	0.066
440	38430-17180	SPRING	1				0.1	0.22
450	15471-60250	SPRING	1				0.005	0.011
460	15471-60110	SUPPORT,SOLENOID	1				0.295	0.649
470	01023-50622	BOLT	3				0.005	0.011
480	04012-50060	WASHER,PLAIN	3				0.001	0.0022
490	01123-50816	BOLT	2				0.011	0.0242
500	04012-50080	WASHER,PLAIN	2				0.001	0.0022
510	66591-54580	RUBBER,RELEASE ROD	1				0.003	0.0066
520	17331-60150	LEVER,STOP	1				0.025	0.055
530	15471-60162	LEVER,STOP	1				0.007	0.0154
540	04012-50060	WASHER,PLAIN	3				0.001	0.0022
550	15471-94810	PIN,SNAP	3				0	0
560	04012-50060	WASHER,PLAIN	2				0.001	0.0022
570	02012-50060	NUT	2				0	0
580	15461-60120	COVER,SOLENOID	1				0.16	0.352
590	01023-50612	BOLT	2				0.005	0.011

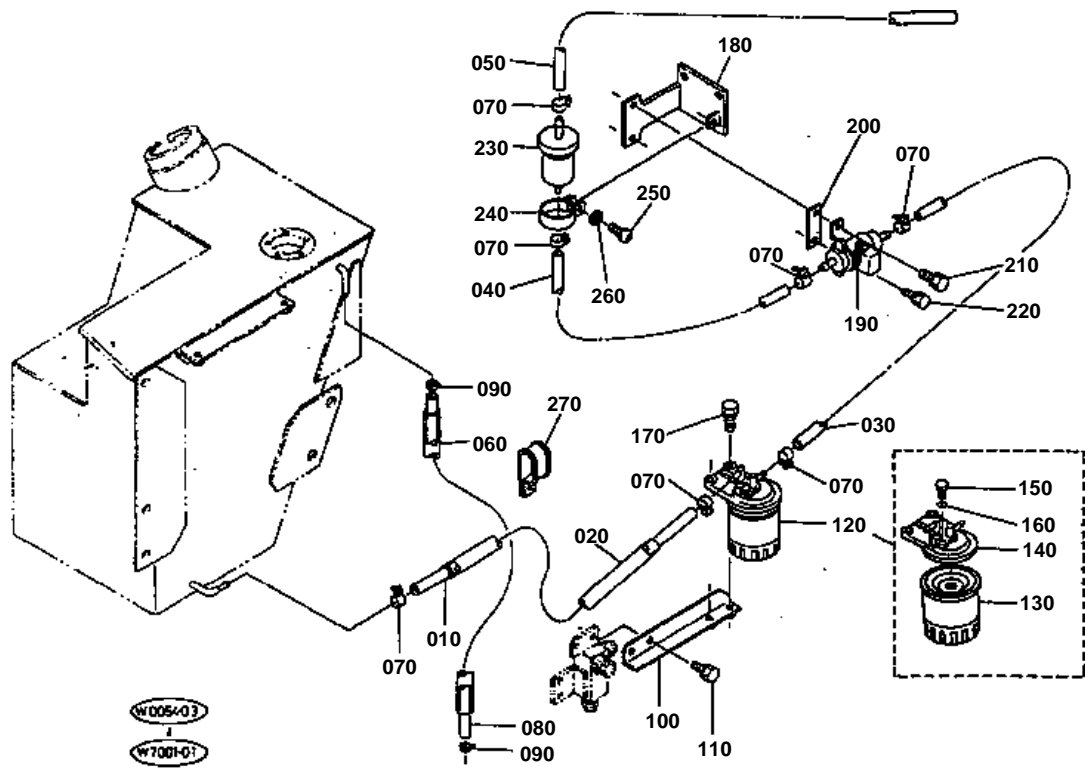


ACCEL AND STOP ROD [KTC KTCL]

↔ Interchangeable; ≠ not interchangeable; ← new for old; → old for new

REF.No	Part No.	Description	Q'ty	S.No.	I/C	REMARKS	Weight (kgf)	Weight (lb)
600	04012-50060	WASHER,PLAIN	2				0.001	0.0022

FUEL PIPING

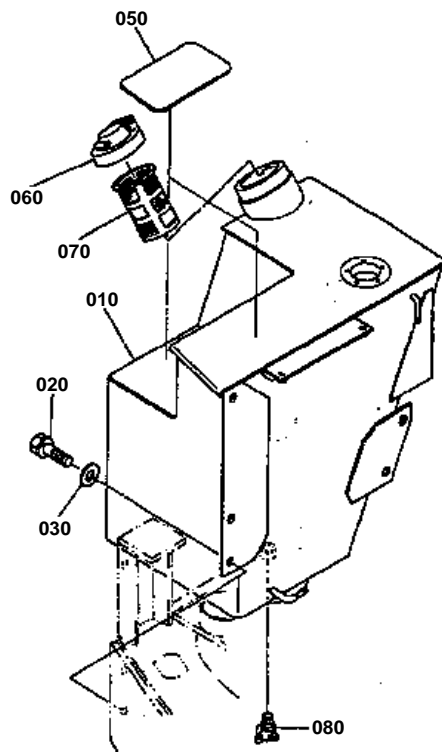


**FUEL PIPING**

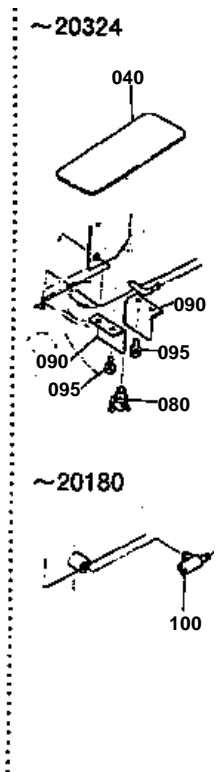
↔ Interchangeable; ≠ not interchangeable; ← new for old; → old for new

REF.No	Part No.	Description	Q'ty	S.No.	I/C	REMARKS	Weight (kgf)	Weight (lb)
010	68811-51210	PIPE,FUEL	1	≤20016			0.15	0.33
010	68811-51213	PIPE,FUEL	1	≥20017	≠	CHANGE	0.235	0.517
020	68811-51260	TUBE	1	≥20047		ADD	0.15	0.33
030	68811-51220	PIPE,FUEL	1	≤20016			0.03	0.066
030	68811-51222	PIPE,FUEL	1	≥20017	≠	CHANGE	0.1	0.22
040	68811-51230	PIPE,FUEL	1	≤20016			0.09	0.198
040	68811-51232	PIPE,FUEL	1	≥20017	≠	CHANGE	0.045	0.099
050	68811-51240	PIPE,FUEL	1				0.03	0.066
060	68811-51290	TUBE	1				0.065	0.143
070	14301-42750	CLIP,PIPE	8				0.005	0.011
080	68811-51250	PIPE,OVER FLOW	1				0.03	0.066
090	10244-42320	CLIP,PIPE	2				0.001	0.0022
100	68811-51270	BRACKET	1				0.3	0.66
110	01123-50816	BOLT	2				0.011	0.0242
120	15224-43010	ASSY FILTER,FUEL	1				0.56	1.232
130	15221-43080	ELEMENT,FILTER	1				0	0
140	15224-43200	ASSY COVER,FILTER	1				0.215	0.473
150	14102-43280	PLUG,FILTER BREATHER	1				0	0
160	15108-43290	O RING	1				0.001	0.0022
170	01123-50820	BOLT	2				0.011	0.0242
180	68811-51280	BRACKET	1				0.49	1.078
190	68371-51210	ASSY PUMP,FUEL	1				0.5	1.1
200	66591-54560	CUSHION	1				0.014	0.0308
210	01123-50816	BOLT	1				0.011	0.0242
220	01202-50616	BOLT	1				0.006	0.0132
230	13351-43010	ASSY FILTER,FUEL	1				0	0
240	66021-58330	BAND	1				0.037	0.0814
250	03004-50616	SCREW,WITH WASHER	1				0.006	0.0132
260	04013-50060	WASHER,PLAIN	1				0	0
270	68773-51910	CLAMP	2	≥20047		ADD	0.025	0.055

FUEL TANK



W0054-03
W7002-D1

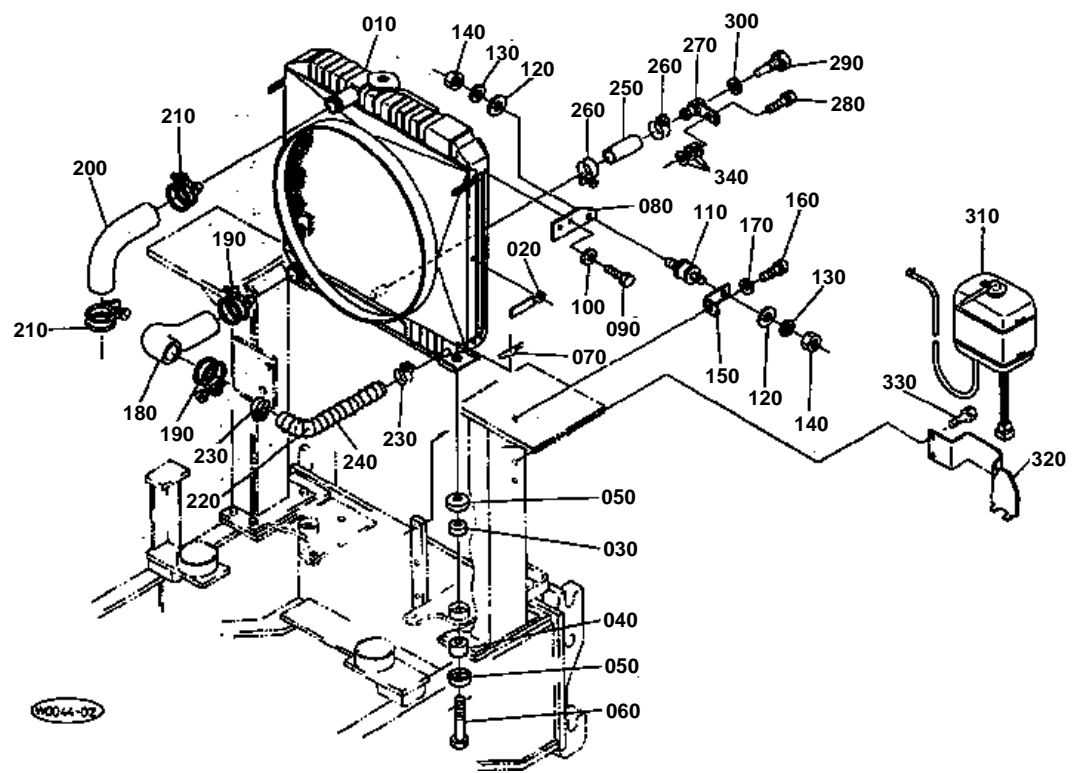


**FUEL TANK**

↔ Interchangeable; ≠ not interchangeable; ← new for old; → old for new

REF.No	Part No.	Description	Q'ty	S.No.	I/C	REMARKS	Weight (kgf)	Weight (lb)
010	68817-51110	TANK,FUEL	1	≤20324			24.2	53.24
010	68817-51114	TANK,FUEL	1	>=20325	←	CHANGE	0	0
020	01133-51220	BOLT	5				0.04	0.088
030	04013-50120	WASHER,PLAIN	5				0	0
040	68811-51130	STOPPER	1	≤20324		DISCONTINUANCE	0.005	0.011
050	68811-51140	STOPPER	1	≤20324			0.003	0.0066
050	68811-51140	STOPPER	2	>=20325		CHANGE OF QUANTITY	0.003	0.0066
060	68817-51120	CAP,TANK	1	≤20888			0	0
060	68817-51122	CAP (TANK)	1	>=20889	←		0	0
070	14261-41350	FILTER	1				0.02	0.044
080	14301-73110	COCK,DRAIN	1				0.094	0.2068
090	68817-51150	COVER	2	≤20324		DISCONTINUANCE	0.15	0.33
095	01123-50814	BOLT	4	≤20324		DISCONTINUANCE	0	0
100	31220-35400	ASSY COCK,FUEL	1	≤20180		DISCONTINUANCE	0.11	0.242

RADIATER & WATER PIPE

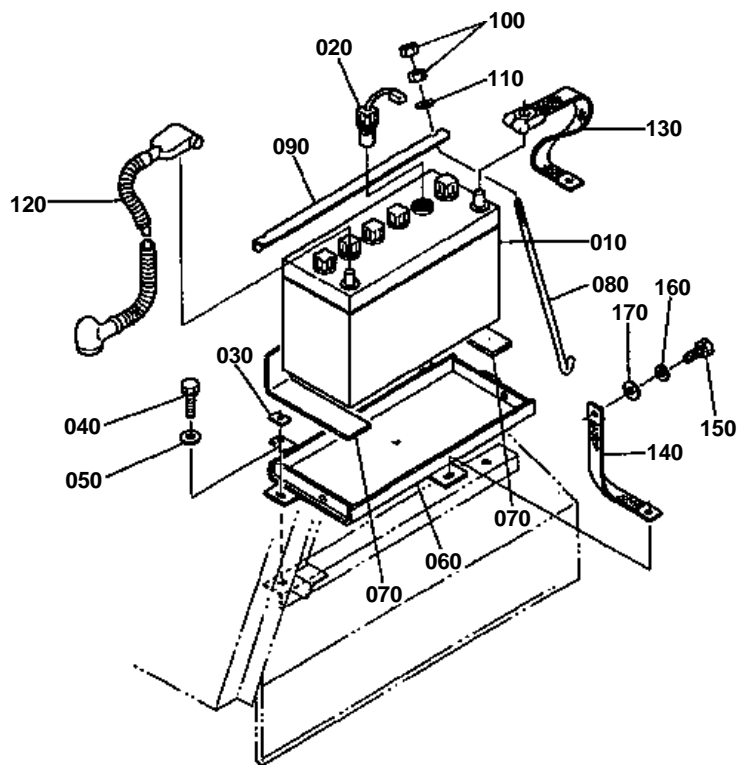


**RADIATER & WATER PIPE**

↔ Interchangeable; ≠ not interchangeable; ← new for old; → old for new

REF.No	Part No.	Description	Q'ty	S.No.	I/C	REMARKS	Weight (kgf)	Weight (lb)
010	68811-42310	ASSY RADIATOR	1				11	24.2
020	15471-72730	CLAMP,PIPE	1				0.004	0.0088
030	15111-72180	CUSHION	2				0.015	0.033
040	15111-72190	CUSHION	2				0.016	0.0352
050	15111-72200	WASHER	4				0.013	0.0286
060	15108-72380	BOLT	2				0.04	0.088
070	05515-51000	PIN,SNAP	2				0	0
080	68817-42910	BRACKET	2				0.15	0.33
090	01023-50616	BOLT	4				0.005	0.011
100	04013-50060	WASHER,PLAIN	4				0	0
110	68131-43380	CUSHION	2				0.053	0.1166
120	04015-50080	WASHER,PLAIN	4				0	0
130	04512-50080	WASHER,SPRING	4				0	0
140	02114-50080	NUT	4				0.005	0.011
150	68817-42330	BRACKET	2				0.065	0.143
160	01123-50820	BOLT	2				0.011	0.0242
170	04015-50080	WASHER,PLAIN	2				0	0
180	68811-42382	PIPE,WATER	1				0.17	0.374
190	15108-72870	BAND	2				0.027	0.0594
200	68811-42320	PIPE,WATER	1				0.19	0.418
210	15108-72870	BAND	2				0.027	0.0594
220	68811-42390	PIPE,WATER RETURN	1				0.065	0.143
230	15109-73360	BAND,PIPE	2				0.01	0.022
240	68111-42342	SPRING,PIPE	1				0.05	0.11
250	68811-42350	PIPE,DRAIN	1				0.01	0.022
260	15109-73360	BAND,PIPE	2				0.01	0.022
270	68811-42360	JOINT,DRAIN PIPE	1				0.138	0.3036
280	01133-51016	BOLT	1	≤20349			0.015	0.033
280	01133-51025	BOLT	1	≥20350	≠	CHANGE	0.023	0.0506
290	68811-42510	PLUG	1				0.03	0.066
300	04717-01200	WASHER,WITH RUBBER	1				0.002	0.0044
310	68811-42370	ASSY TANK,RESERVE	1				0.552	1.2144
320	68817-42340	BRACKET,RESERVE TANK	1	≤20377			0	0
320	68817-42343	BRACKET,RESERVE TANK	1	≥20378	←	CHANGE	0.4	0.88
330	01123-50816	BOLT	2				0.011	0.0242
340	04011-50100	WASHER PLAIN	3	≥20350		ADD	0.002	0.0044

BATTERY

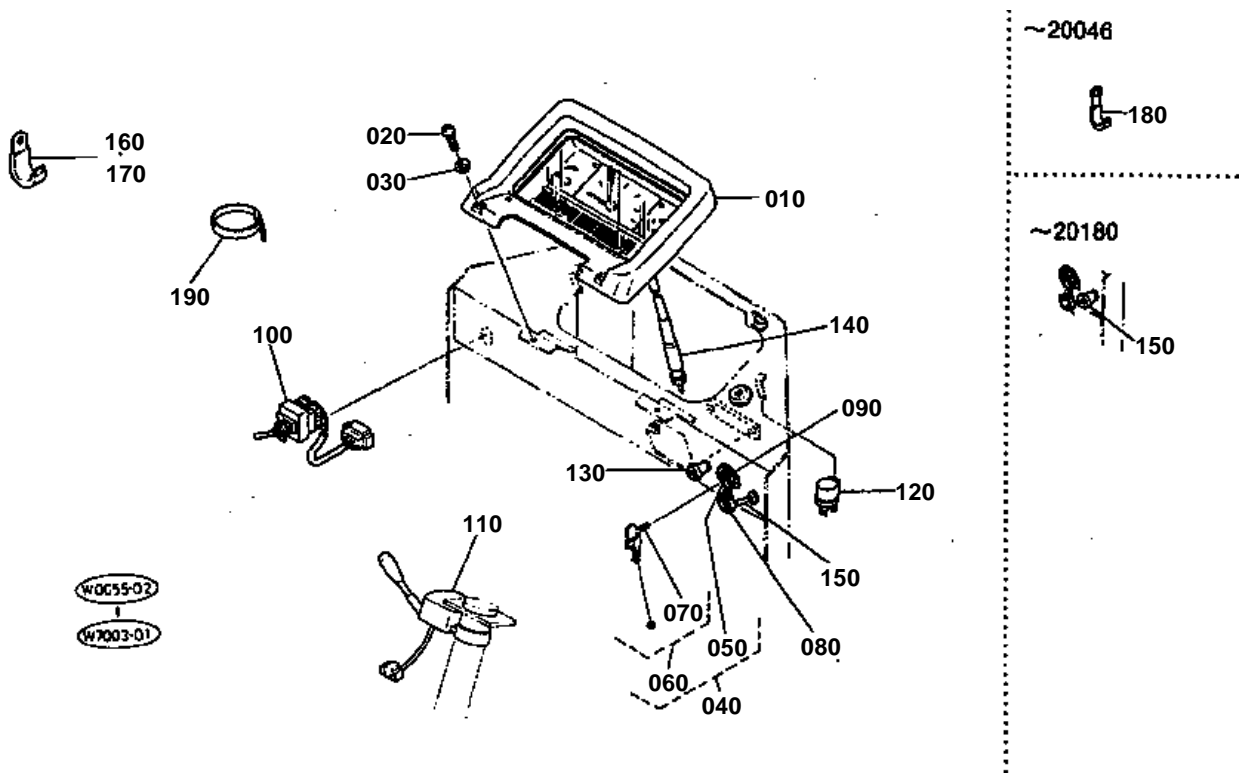


**BATTERY**

↔ Interchangeable; ≠ not interchangeable; ← new for old; → old for new

REF.No	Part No.	Description	Q'ty	S.No.	I/C	REMARKS	Weight (kgf)	Weight (lb)
010	68351-53230	BATTERY	1				16.5	36.3
020	38240-33370	SENER,BATTERY	1				0.03	0.066
030	68817-53360	CUSHION	2				0.002	0.0044
040	01133-51016	BOLT	3				0.015	0.033
050	04013-50100	WASHER,PLAIN	3				0	0
060	68817-53350	SUPPORT,BATTERY	1				2.66	5.852
070	68241-53312	CUSHION	2				0.025	0.055
080	34260-33290	BOLT	2				0.08	0.176
090	32350-33270	RETAINER,BATTERY	1				0.35	0.77
100	02114-50080	NUT	4				0.005	0.011
110	04013-50080	WASHER,PLAIN	2				0	0
120	68811-53310	CORD,BATTERY	1				0.43	0.946
130	34150-33380	CORD,EARTH	1				0.176	0.3872
140	68811-53330	CORD,BODY EARTH	1				0	0
150	01173-51220	BOLT	1				0.03	0.066
160	04512-50120	WASHER,SPRING	1				0	0
170	04015-50120	WASHER,PLAIN	1				0	0

SWITCH (1) AND PANEL



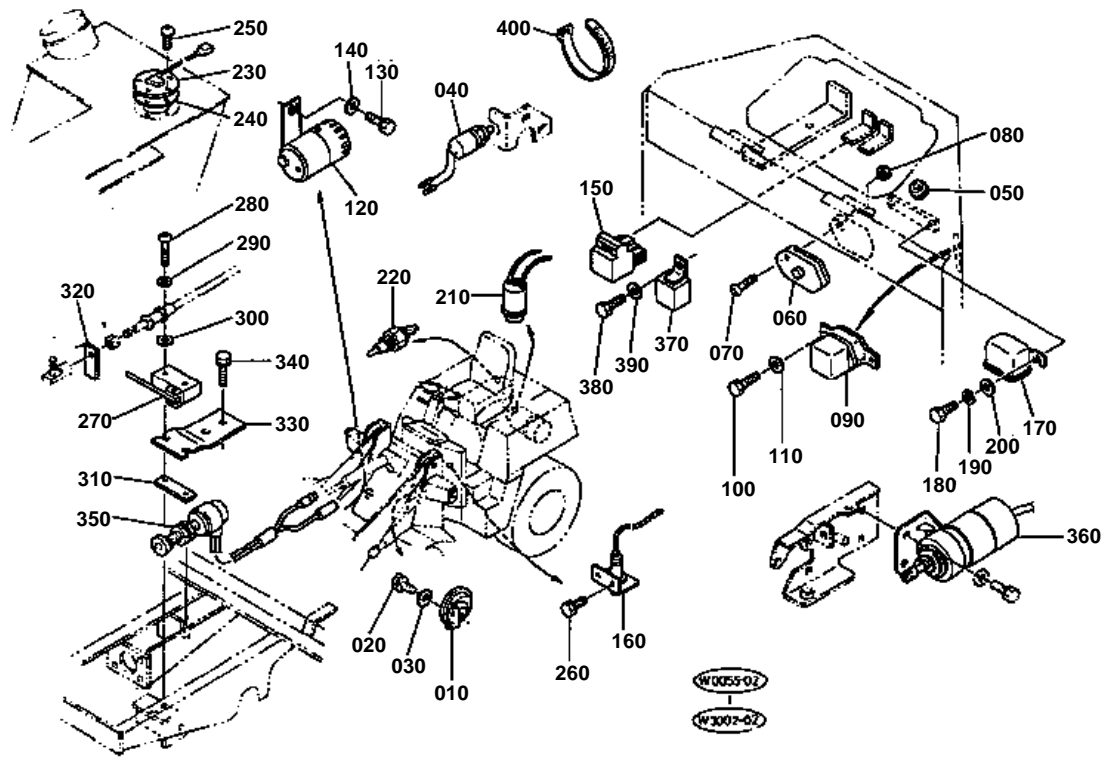


SWITCH (1) AND PANEL

↔ Interchangeable; ≠ not interchangeable; ← new for old; → old for new

REF.No	Part No.	Description	Q'ty	S.No.	I/C	REMARKS	Weight (kgf)	Weight (lb)
010	68811-53102	ASSY BOARD,PANEL	1				2	4.4
020	03004-50616	SCREW,WITH WASHER	4				0.006	0.0132
030	04013-50060	WASHER,PLAIN	4				0	0
040	68811-53200	ASSY SWITCH,STARTER	1	<=20377			0	0
040	68641-53600	ASSY SWITCH,STARTER	1	>=20378	↔	CHANGE	0	0
050	68331-53610	SWITCH,STARTER	1	<=20377			0.26	0.572
050	68051-53210	SWITCH,STARTER	1	>=20378	↔	CHANGE	0	0
060	68811-53220	ASSY KEY,SWITCH	1	<=20377			0.05	0.11
060	68385-53630	ASSY KEY,SWITCH	1	>=20378	↔	CHANGE	0	0
070	68551-53640	KEY,START	2				0	0
080	54611-41120	CAP,STARTER SWITCH	1				0.012	0.0264
090	66711-55150	LABEL,STARTER SWITCH	1	<=20324			0.001	0.0022
090	66706-55150	LABEL,STARTER SWITCH	1	>=20325	↔	CHANGE	0.001	0.0022
100	54721-41300	ASSY SWITCH	1				0.03	0.066
110	38450-32600	ASSY SWITCH,WINKER	1				0.17	0.374
120	38430-33700	UNIT,FLASHER	1				0	0
130	69211-53140	SWITCH,LIGHT	1				0.164	0.3608
140	68811-53510	CABLE,HOUR METER	1				0.415	0.913
150	68811-91710	SWITCH,LIGHT	1	<=20180			0.142	0.3124
150	54721-41300	ASSY SWITCH	1	>=20181	≠	CHANGE	0.03	0.066
160	35340-29380	CLAMP,CORD	5	<=20046			0.01	0.022
160	35340-29380	CLAMP,CORD	4	>=20047		CHANGE OF QUANTITY	0.01	0.022
170	68111-53520	CLAMP,CORD	1				0.01	0.022
180	68811-53710	CLAMP,CORD	2	<=20046		DISCONTINUANCE	0.01	0.022
190	68331-52480	CLAMP,CORD	15				0.003	0.0066

SWITCH (2) AND REGULATOR

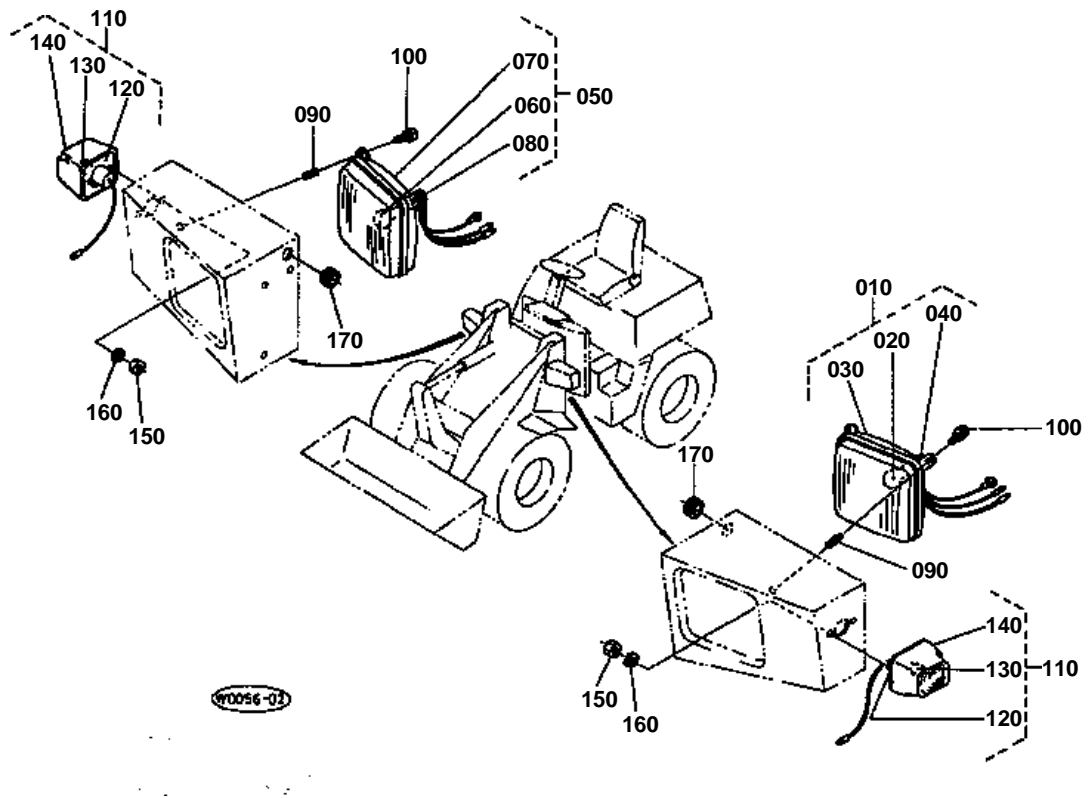


**SWITCH (2) AND REGULATOR**

↔ Interchangeable; ≠ not interchangeable; ← new for old; → old for new

REF.No	Part No.	Description	Q'ty	S.No.	I/C	REMARKS	Weight (kgf)	Weight (lb)
010	33430-75950	ASSY HORN	1	≤=20377			0.33	0.726
010	68171-53130	HORN	1	≥=20378	↔		0.33	0.726
020	01123-50825	BOLT	2				0.013	0.0286
030	04013-50080	WASHER,PLAIN	2				0	0
040	37150-32240	SWITCH,SAFETY	1				0.12	0.264
050	15471-65950	INDICATOR,GLOW PLUG	1				0.08	0.176
060	68741-53280	ASSY BOX,FUSE	1				0.11	0.242
070	03024-50516	SCREW,WITH WASHER	2				0.004	0.0088
080	02054-50050	NUT	2				0.002	0.0044
090	33251-74010	ASSY REGULATOR	1				0.35	0.77
100	01023-50612	BOLT	2				0.005	0.011
110	04013-50060	WASHER,PLAIN	2				0	0
120	55611-42100	ASSY BUZZER,BACK	1				0.19	0.418
130	01123-50814	BOLT	1				0	0
140	04013-50080	WASHER,PLAIN	1				0	0
150	36919-75030	RELAY	1				0.038	0.0836
160	36540-75150	COMP SWITCH,MONITOR	1				0.05	0.11
170	38450-32712	RELAY,WINKER	1				0.215	0.473
180	01153-50812	BOLT	2				0.008	0.0176
190	04512-50080	WASHER,SPRING	2				0	0
200	04013-50080	WASHER,PLAIN	2				0	0
210	68817-53620	SENSOR,VACUUM	1				0.044	0.0968
220	38240-32830	SWITCH,THERMOMETER	1				0.03	0.066
230	68811-53610	UNIT,FUEL	1				0.23	0.506
240	36330-75310	GASKET	1				0.005	0.011
250	03024-50512	SCREW,WITH WASHER	5				0.003	0.0066
260	01123-50816	BOLT	2				0.011	0.0242
270	68817-53810	SWITCH,LIMIT	1				0.04	0.088
280	03054-50430	SCREW,PAN HEAD	2				0.003	0.0066
290	04512-50040	WASHER,SPRING	2				0	0
300	04013-50040	WASHER,PLAIN	2				0	0
310	68811-31150	NUT	1				0.04	0.088
320	68817-41440	PLATE	1				0.01	0.022
330	68817-33290	BRACKET,LIMIT SWITCH	1				0.07	0.154
340	01123-50814	BOLT	2				0	0
350	54761-35950	SWITCH,STOP	1				0.012	0.0264
360	15471-60010	SOLENOID,STOP	1				0.415	0.913
370	31351-31410	TIMER	1				0	0
380	01023-50612	BOLT	1				0.005	0.011
390	04013-50060	WASHER,PLAIN	1				0	0
400	55311-41260	BAND,CORD	1	≥=20640			0.007	0.0154

LIGHT



**LIGHT**

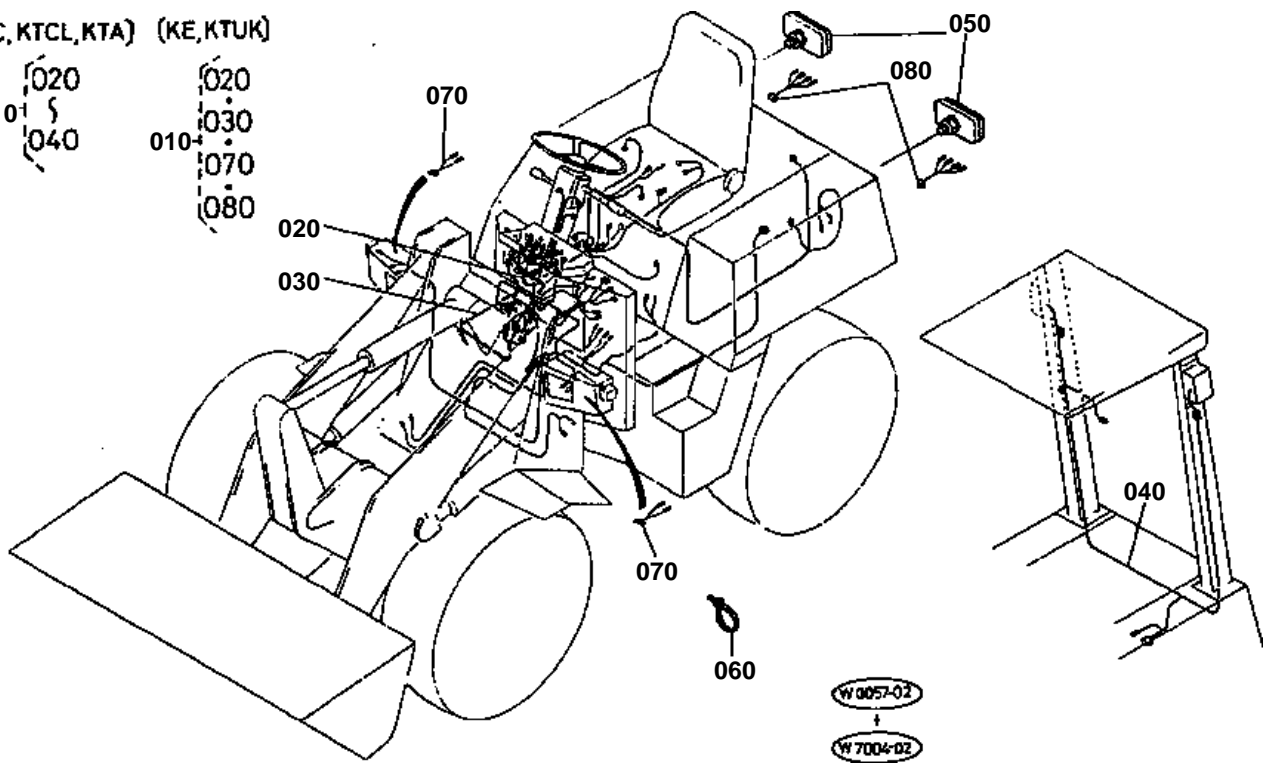
↔ Interchangeable; ≠ not interchangeable; ← new for old; → old for new

REF.No	Part No.	Description	Q'ty	S.No.	I/C	REMARKS	Weight (kgf)	Weight (lb)
010	36330-75920	ASSY LIGHT,HEAD LH	1				0.53	1.166
020	38450-33870	BULB	1				0.025	0.055
030	36330-75930	COMP.LIGHT UNIT LH	1				0.41	0.902
040	36330-75840	COMP.CORD,SOCKET	1				0.056	0.1232
050	36330-75800	ASSY LIGHT,HEAD RH	1				0.52	1.144
060	38450-33870	BULB	1				0.025	0.055
070	36330-75810	COMP.LIGHT UNIT RH	1				0.41	0.902
080	36330-75840	COMP.CORD,SOCKET	1				0.056	0.1232
090	68811-53180	SPRING,LIGHT	6				0.005	0.011
100	03054-50530	SCREW,PAN HEAD	6				0.005	0.011
110	55411-41500	ASSY LAMP,WINKER	2				0.225	0.495
120	55411-41510	BODY	2				0.08	0.176
130	55411-41520	LENS	2				0.001	0.0022
140	36200-75170	BULB,LIGHT	2				0.004	0.0088
150	02014-50060	NUT	4				0.003	0.0066
160	04512-50060	WASHER,SPRING	4				0	0
170	32150-29180	CAP,RUBBER	2				0.002	0.0044

(KTC,KTCL,KTA) (KE,KTUK)

020
010 }
040

020
010 }
030
070
080



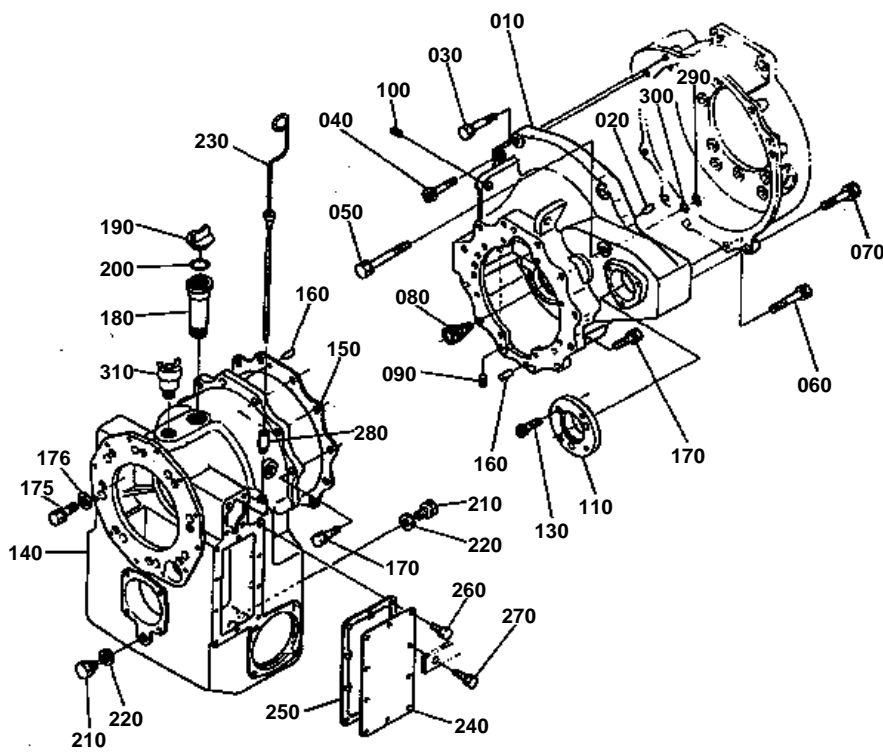


ELECTRICAL WIRING

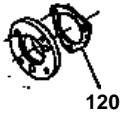
↔ Interchangeable; ≠ not interchangeable; ← new for old; → old for new

REF.No	Part No.	Description	Q'ty	S.No.	I/C	REMARKS	Weight (kgf)	Weight (lb)
010	68817-53403	ASSY WIRE HARNESS	1			KTC KTCL	2.3	5.06
020	68817-53410	WIRE HARNESS	1	≤20180			0.96	2.112
020	68817-53414	WIRE HARNESS	1	≥20181	≠	CHANGE	0.95	2.09
030	68817-53422	WIRE HARNESS	1				1.14	2.508
040	68817-53492	WIRE HARNESS	1				0.25	0.55
050	66021-52130	REFLECTOR	2				0.027	0.0594
060	55311-41260	BAND,CORD	2				0.007	0.0154

TRANSMISSION CASE (1)



~20324

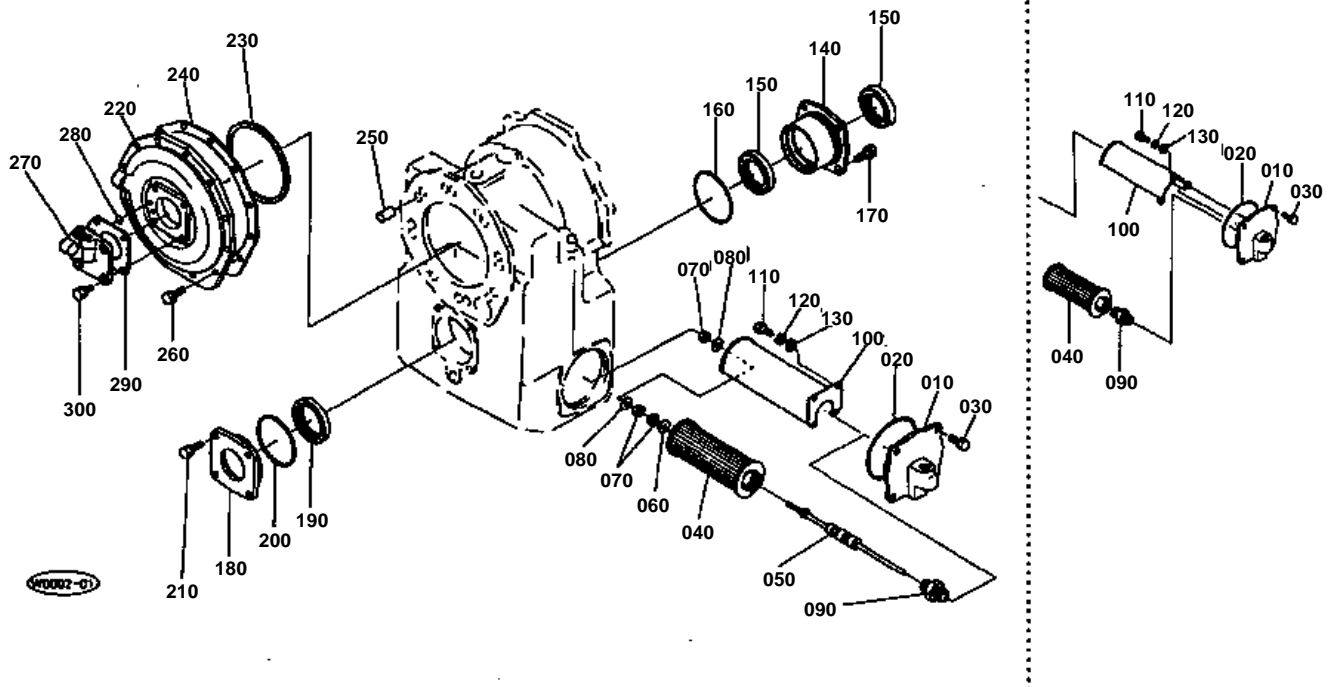


**TRANSMISSION CASE (1)**

↔ Interchangeable; ≠ not interchangeable; ← new for old; → old for new

REF.No	Part No.	Description	Q'ty	S.No.	I/C	REMARKS	Weight (kgf)	Weight (lb)
010	68811-11115	CASE,TRANSMISSION	1				30	66
020	05012-01020	PIN,STRAIGHT	2				0.02	0.044
030	01133-51250	BOLT	2				0.055	0.121
040	01370-11230	BOLT	1				0.04	0.088
050	01133-51201	BOLT	1				0	0
060	01133-51235	BOLT	3				0.05	0.11
070	01133-51230	BOLT	1				0.04	0.088
080	68811-11143	BUSH	1				0.08	0.176
090	06312-10020	PLUG	2				0.015	0.033
100	68051-62380	PLUG	1				0	0
110	68811-11150	BASE,PUMP	1				0.82	1.804
120	68811-11130	GASKET	1	<=20324		DISCONTINUANCE	0.002	0.0044
130	01315-11016	BOLT	3				0.019	0.0418
140	68811-11214	CASE,TRANSMISSION	1				50	110
150	68811-11270	GASKET	1				0	0
160	05012-01020	PIN,STRAIGHT	2				0.02	0.044
170	01133-51235	BOLT	10				0.05	0.11
175	01133-51240	BOLT	2				0.05	0.11
176	04011-50120	WASHER,PLAIN	2				0.005	0.011
180	68811-11262	PIPE,OIL FILLER	1				0.32	0.704
190	15221-33140	PLUG,OIL FILLER	1				0.038	0.0836
200	04811-50300	RING	1				0.001	0.0022
210	68811-11390	PLUG,MAGNETO	2				0.04	0.088
220	04717-01600	WASHER,WITH RUBBER	2				0.003	0.0066
230	68811-11360	GAUGE,OIL	1				0.05	0.11
240	68811-11240	COVER	1				1.01	2.222
250	68811-11250	GASKET	1				0.01	0.022
260	01123-50816	BOLT	9				0.011	0.0242
270	01123-50820	BOLT	1				0.011	0.0242
280	68811-11372	GUIDE,OIL GAUGE	1				0.025	0.055
290	04612-00160	CIR-CLIP,EXTERNAL	1				0.001	0.0022
300	04811-05140	RING	1				0.001	0.0022
310	69331-16270	BREATHER	1				0.09	0.198

TRANSMISSION CASE (2)

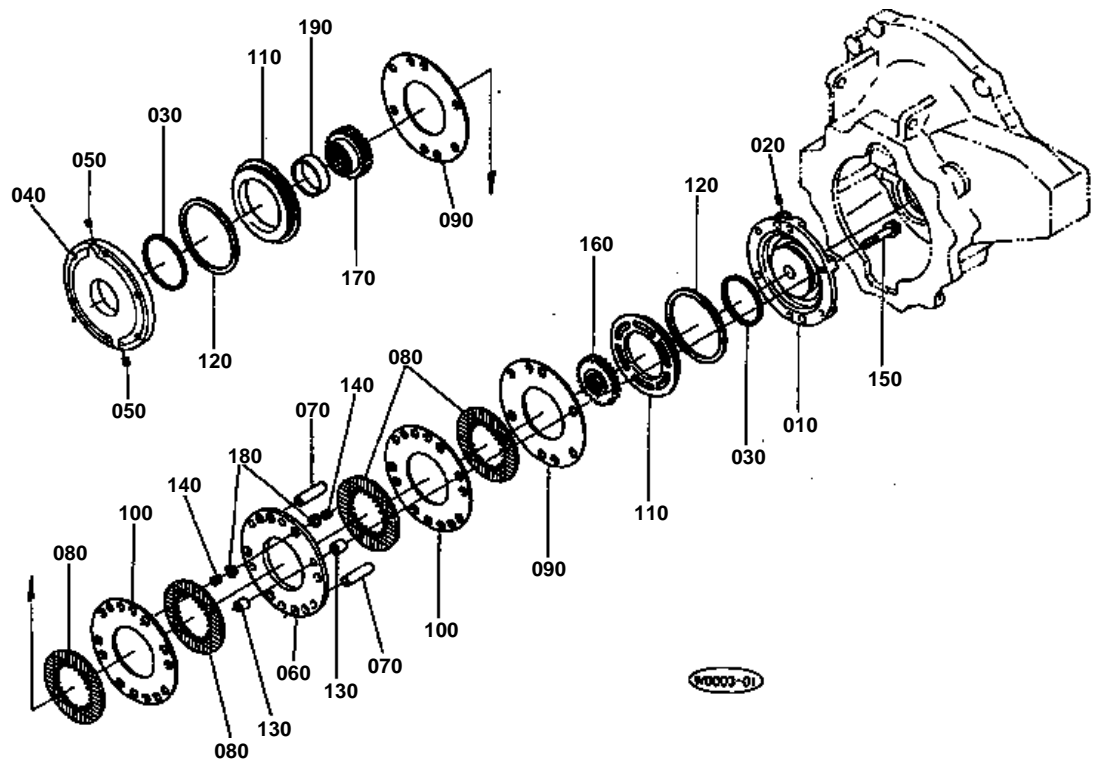


**TRANSMISSION CASE (2)**

↔ Interchangeable; ≠ not interchangeable; ← new for old; → old for new

REF.No	Part No.	Description	Q'ty	S.No.	I/C	REMARKS	Weight (kgf)	Weight (lb)
010	68811-11283	FLANGE,FILTER	1	≤20016			1.41	3.102
010	68811-11284	FLANGE,FILTER	1	≥20017	≠	CHANGE	1.63	3.586
020	04811-51200	RING	1				0.004	0.0088
030	01133-51020	BOLT	4				0.02	0.044
040	68131-62110	STRAINER,SUCTION	1	≤20016			0.17	0.374
040	68811-11410	STRAINER,SUCTION	1	≥20017	≠	CHANGE	0.48	1.056
050	68811-11380	MAGNETO	1	≥20017		ADD	0.17	0.374
060	04013-50060	WASHER,PLAIN	1	≥20017		ADD	0	0
070	02014-50060	NUT	3	≥20017		ADD	0.003	0.0066
080	04015-50060	WASHER,PLAIN	2	≥20017		ADD	0	0
090	68811-11290	NIPPLE	1	≤20016			0.165	0.363
090	68811-11292	NIPPLE	1	≥20017	≠	CHANGE	0.15	0.33
100	68811-11310	COVER	1	≤20016			0.302	0.6644
100	68811-11312	COVER	1	≥20017	≠	CHANGE	0.42	0.924
110	01053-50610	BOLT	3	≤20016			0.004	0.0088
110	01053-50610	BOLT	4	≥20017		CHANGE OF QUANTITY	0.004	0.0088
120	04512-50060	WASHER,SPRING	3	≤20016			0	0
120	04512-50060	WASHER,SPRING	4	≥20017		CHANGE OF QUANTITY	0	0
130	04012-50060	WASHER,PLAIN	3	≤20016			0.001	0.0022
130	04012-50060	WASHER,PLAIN	4	≥20017		CHANGE OF QUANTITY	0.001	0.0022
140	68811-11320	COVER	1				1.32	2.904
150	09506-08212	SEAL,OIL	2				0.05	0.11
160	04811-50950	RING	1				0.003	0.0066
170	01133-51025	BOLT	4				0.023	0.0506
180	68811-11330	COVER	1				0.62	1.364
190	09506-08212	SEAL,OIL	1				0.05	0.11
200	04811-50950	RING	1				0.003	0.0066
210	01133-51025	BOLT	4				0.023	0.0506
220	68811-11220	COVER	1				5.3	11.66
230	68811-12610	GASKET	1				0.01	0.022
240	68811-11230	GASKET	1				0	0
250	68811-12680	PIN	8				0.035	0.077
260	01123-50825	BOLT	12				0.013	0.0286
270	68811-11340	COVER,JOINT	1				0.62	1.364
280	04810-00110	RING	1				0.001	0.0022
290	68811-11350	GASKET	1				0.006	0.0132
300	01123-50820	BOLT	4				0.011	0.0242

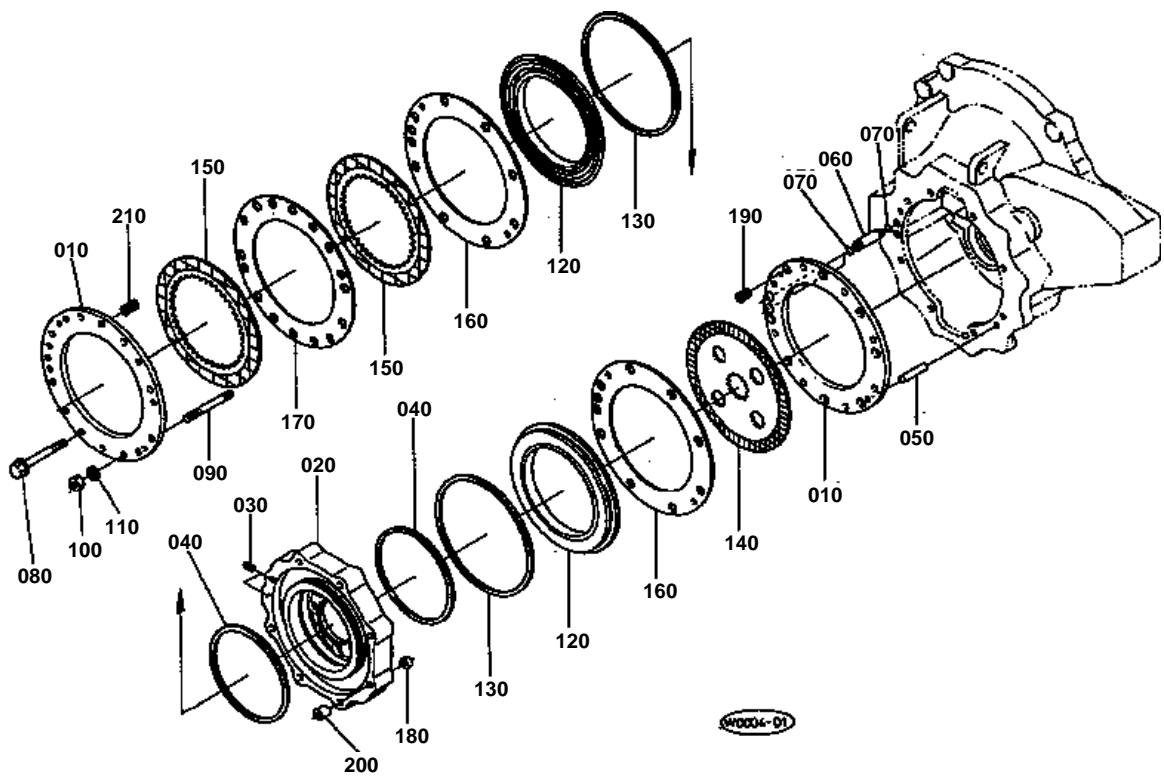
CLUTCH [C1 C2]



**CLUTCH [C1 C2]**

↔ Interchangeable; ≠ not interchangeable; ← new for old; → old for new

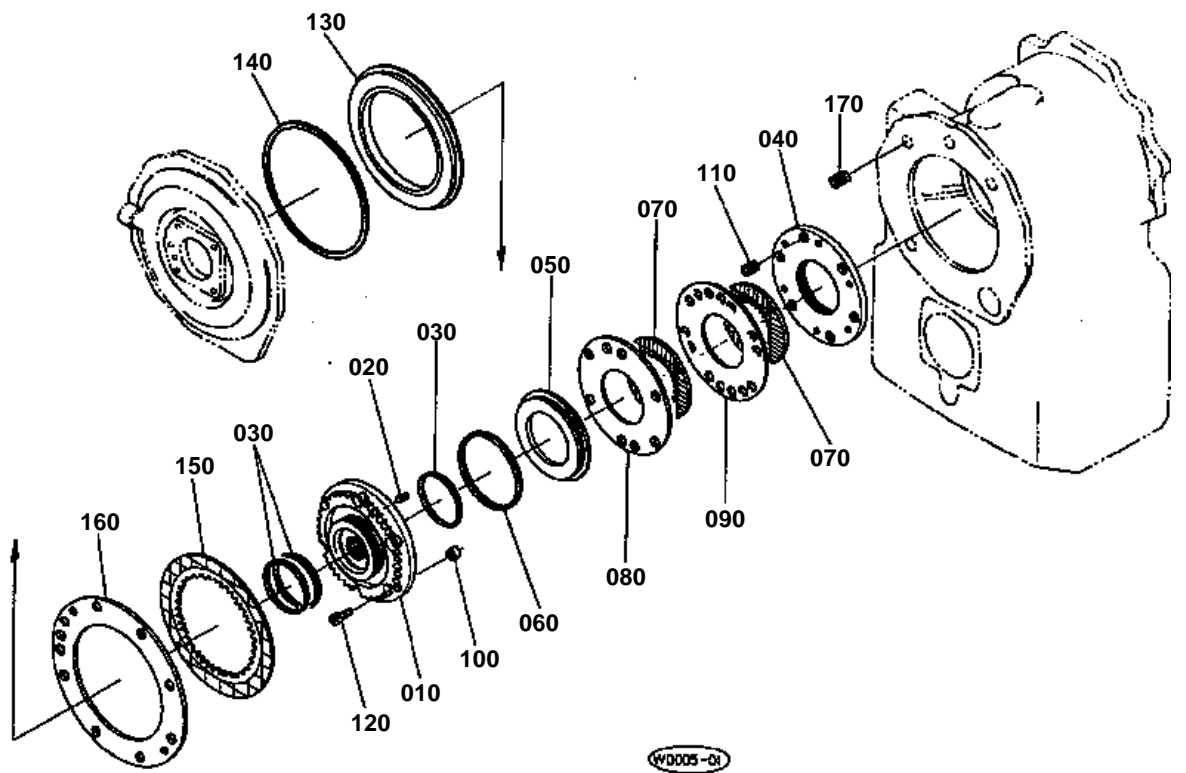
REF.No	Part No.	Description	Q'ty	S.No.	I/C	REMARKS	Weight (kgf)	Weight (lb)
010	68811-12423	CASE,CLUTCH	1				2.51	5.522
020	03650-50606	SCREW,SET	1				0.002	0.0044
030	68811-12670	SEALING	2				0.004	0.0088
040	68811-12440	CASE,CLUTCH	1				1.6	3.52
050	03650-50405	SCREW,SET	2				0.001	0.0022
060	68811-12690	PLATE,SEPARATE	1				0.7	1.54
070	68811-12450	BUSH	2				0.038	0.0836
080	68811-12310	PLATE,FRICION	4				0.113	0.2486
090	68811-12460	PLATE,SEPARATOR	2				0.31	0.682
100	68811-12322	PLATE,SEPARATOR	2				0.47	1.034
110	68811-12470	CUP,PISTON	2				0.34	0.748
120	68811-12492	GASKET	2				0.01	0.022
130	68811-12350	COLLAR	12				0.01	0.022
140	68811-12523	SPRING	12				0.003	0.0066
150	01315-11055	BOLT	6				0.04	0.088
160	68811-12530	CLUTCH-BOSS	1				0.31	0.682
170	68811-12540	CLUTCH-BOSS	1	≤20349			0	0
170	68811-12543	CLUTCH-BOSS	1	≥20350	←	CHANGE	0.26	0.572
180	68811-12740	SEAT,SPRING	12				0.001	0.0022
190	68811-12550	BUSH	1				0.047	0.1034



**BRAKE [B1 B2]**

↔ Interchangeable; ≠ not interchangeable; ← new for old; → old for new

REF.No	Part No.	Description	Q'ty	S.No.	I/C	REMARKS	Weight (kgf)	Weight (lb)
010	68811-12560	DISK,BRAKE	2				1.71	3.762
020	68811-12410	CYLINDER,BRAKE	1				4	8.8
030	03650-50606	SCREW,SET	2				0.002	0.0044
040	68811-12610	GASKET	2				0.01	0.022
050	05012-01045	PIN,STRAIGHT	2				0.03	0.066
060	68811-12810	PIPE	2				0.03	0.066
070	04811-00090	RING	4				0.001	0.0022
080	19202-03450	BOLT,CYLINDER HEAD	6				0.065	0.143
090	01517-51090	STUD	2				0	0
100	02176-50100	NUT	2				0.005	0.011
110	04512-50100	WASHER,SPRING	2				0	0
120	68811-12570	PISTON	2				1.2	2.64
130	68811-12620	GASKET	2				0.015	0.033
140	37150-28200	DISK,BRAKE	1				0	0
150	68811-12580	PLATE,FRICITION	2				0	0
160	68811-12590	PLATE,SEPARATOR	2				0.43	0.946
170	68811-12340	PLATE,SEPARATOR	1				0.455	1.001
180	68811-12510	COLLAR	8				0.005	0.011
190	68811-12630	SPRING	8				0.005	0.011
200	68811-12360	COLLAR	8				0.012	0.0264
210	68811-12370	SPRING	8				0.008	0.0176

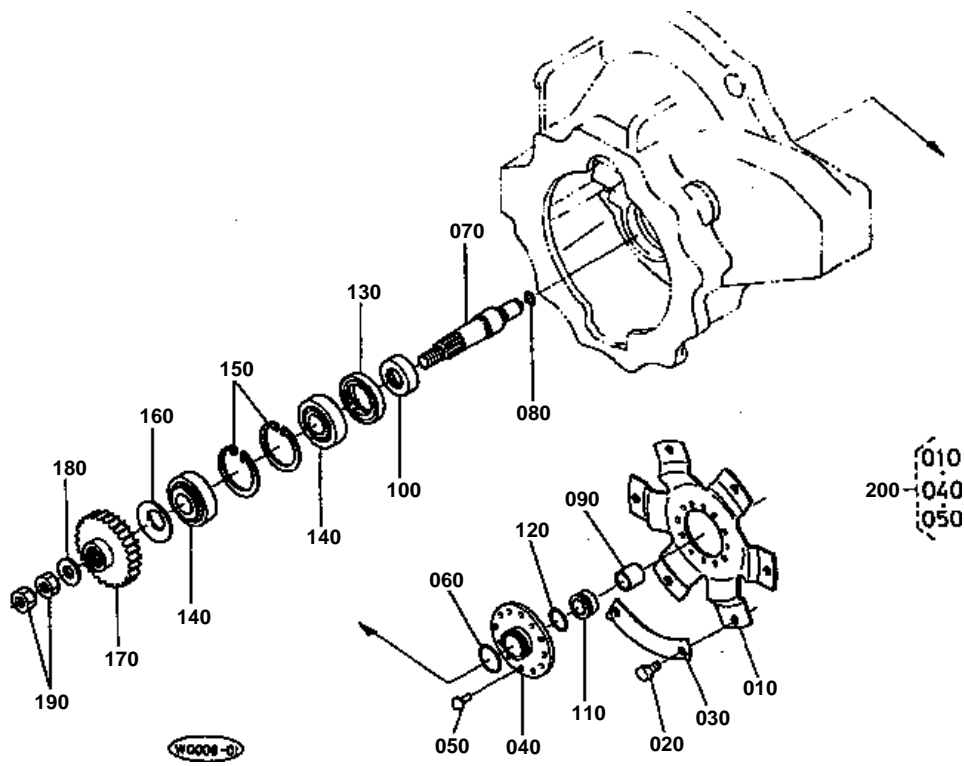


**CLUTCH (C3) & BRAKE (B3)**

↔ Interchangeable; ≠ not interchangeable; ← new for old; → old for new

REF.No	Part No.	Description	Q'ty	S.No.	I/C	REMARKS	Weight (kgf)	Weight (lb)
010	68811-12650	CASE,CLUTCH	1	≤20016			2.3	5.06
010	68811-12655	CASE,CLUTCH	1	≥20017	≠	CHANGE	2.28	5.016
020	03650-50606	SCREW,SET	1				0.002	0.0044
030	68811-12670	SEALING	3				0.004	0.0088
040	68811-12660	DISK,CLUTCH	1				1.15	2.53
050	68811-12470	CUP,PISTON	1				0.34	0.748
060	68811-12492	GASKET	1				0.01	0.022
070	68811-12310	PLATE,FRICTION	2				0.113	0.2486
080	68811-12460	PLATE,SEPARATOR	1				0.31	0.682
090	68811-12322	PLATE,SEPARATOR	1				0.47	1.034
100	68811-12730	COLLAR	6				0.01	0.022
110	68811-12370	SPRING	6				0.008	0.0176
120	68811-12720	BOLT	6				0.026	0.0572
130	68811-12570	PISTON	1				1.2	2.64
140	68811-12620	GASKET	1				0.015	0.033
150	68811-12580	PLATE,FRICTION	1				0	0
160	68811-12590	PLATE,SEPARATOR	1				0.43	0.946
170	68811-12630	SPRING	8				0.005	0.011

COUPLUNG

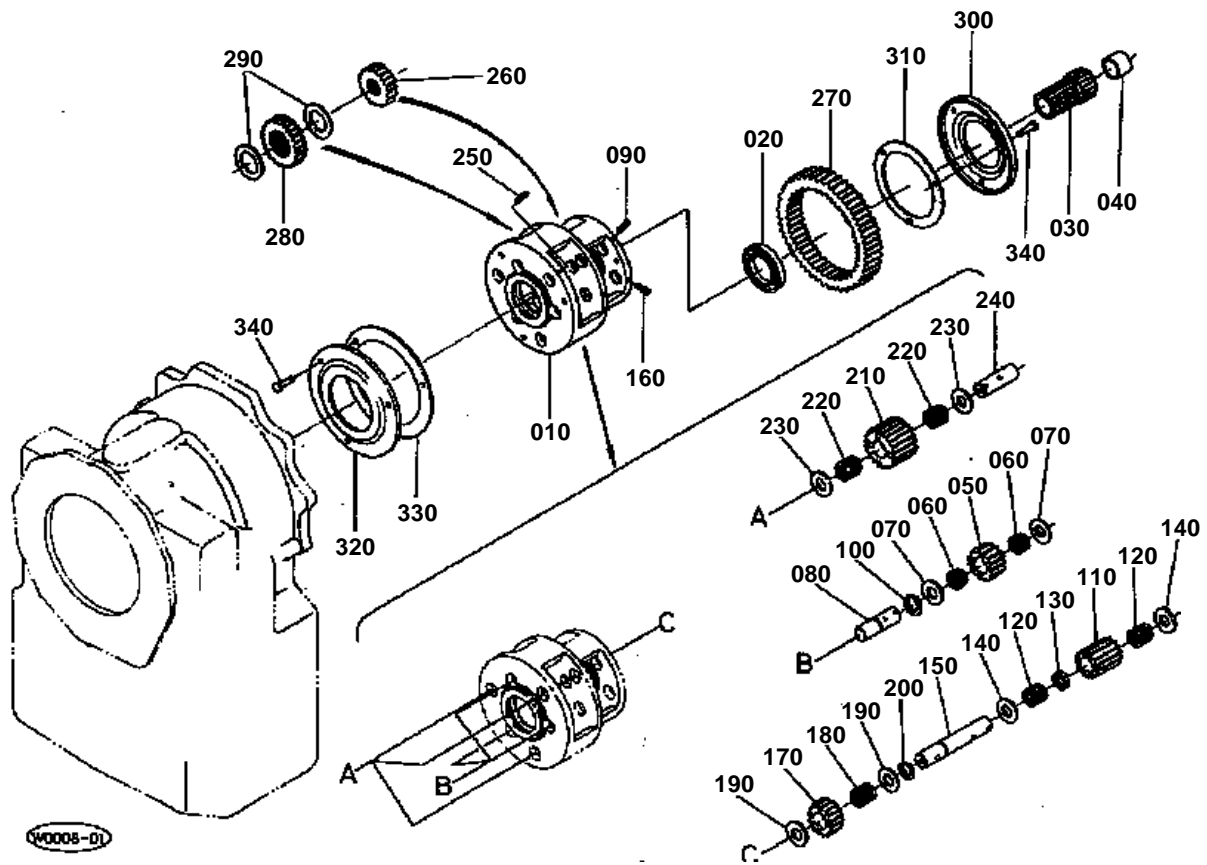


**COUPLUNG**

↔ Interchangeable; ≠ not interchangeable; ← new for old; → old for new

REF.No	Part No.	Description	Q'ty	S.No.	I/C	REMARKS	Weight (kgf)	Weight (lb)
010	68811-13112	PLATE,FLEXIBLE	1				0.81	1.782
020	01173-51016	BOLT	6				0.012	0.0264
030	68811-13120	WASHER	3				0.02	0.044
040	68811-13132	HUB,COUPLING	1				0.37	0.814
050	05611-10612	RIVET	12				0.005	0.011
060	04811-06330	RING	1				0.001	0.0022
070	68811-13140	SHAFT,COUPLING	1				0.48	1.056
080	04811-05150	RING	1				0.001	0.0022
090	36330-91380	BUSH	1				0	0
100	68811-13150	COLLAR,SEAL	1				0.07	0.154
110	68811-13180	COLLAR,SEAL	1				0.05	0.11
120	04811-05260	RING	1				0.001	0.0022
130	09500-45629	SEAL,OIL	1				0.023	0.0506
140	08721-30305	BEARING,TAPER-ROLLER	2				0.25	0.55
150	04611-00620	CIR-CLIP,INTERNAL	2				0.011	0.0242
160	68811-13160	SPRING,PLATE	1				0.021	0.0462
170	68811-13170	GEAR	1				0.54	1.188
180	04011-50160	WASHER,PLAIN	1				0	0
190	02174-50160	NUT	2				0.022	0.0484
200	68811-13100	ASSY PLATE,FLEXIBLE	1				0.8	1.76

PLANETARY CARRIER

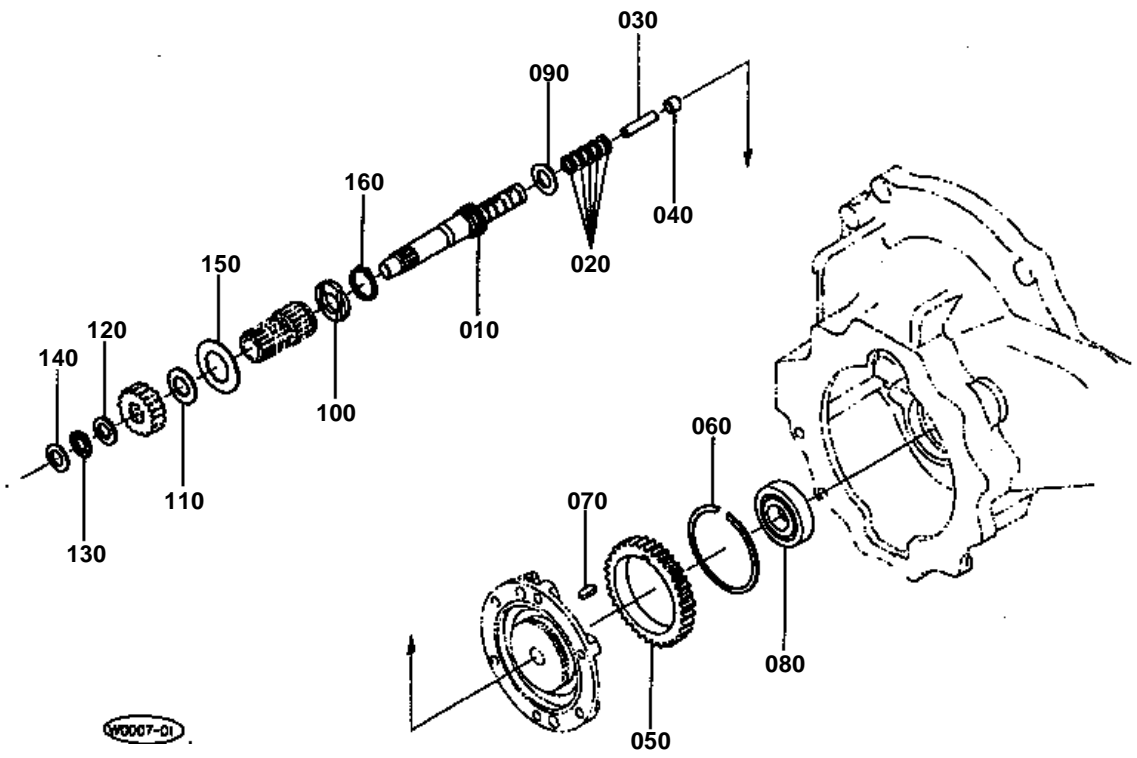


**PLANETARY CARRIER**

↔ Interchangeable; ≠ not interchangeable; ← new for old; → old for new

REF.No	Part No.	Description	Q'ty	S.No.	I/C	REMARKS	Weight (kgf)	Weight (lb)
010	68811-13310	CARRIER,PLANETARY	1				2.9	6.38
020	08101-06810	BEARING,BALL	1				0.05	0.11
030	68811-13323	GEAR 16	1				0.37	0.814
040	08511-02515	BUSH	1				0.012	0.0264
050	68811-13330	GEAR	3				0.15	0.33
060	08821-82412	BEARING,NEEDLE	6				0.015	0.033
070	68811-13340	PLATE,THRUST	6				0.004	0.0088
080	68811-13350	PIN	3	≤20016			0	0
080	68811-13352	PIN	3	≥20017	←	CHANGE	0.12	0.264
090	05411-00416	PIN,SPRING	3				0.001	0.0022
100	04612-00180	CIR-CLIP,EXTERNAL	3				0.001	0.0022
110	68811-13360	GEAR	3				0.22	0.484
120	08821-82420	BEARING,NEEDLE	6				0.02	0.044
130	68811-13370	COLLAR	3				0.004	0.0088
140	68811-13340	PLATE,THRUST	6				0.004	0.0088
150	68811-13380	PIN	3	≤20016			0	0
150	68811-13382	PIN	3	≥20017	←	CHANGE	0.15	0.33
160	05411-00416	PIN,SPRING	3				0.001	0.0022
170	68811-13390	GEAR	3				0.13	0.286
180	08821-82420	BEARING,NEEDLE	3				0.02	0.044
190	68811-13340	PLATE,THRUST	6				0.004	0.0088
200	04612-00180	CIR-CLIP,EXTERNAL	3	≤20016			0.001	0.0022
200	68811-13860	CLIP,SHAFT	3	≥20017	←	CHANGE	0.002	0.0044
210	68811-13410	GEAR	3				0.46	1.012
220	08821-82420	BEARING,NEEDLE	6				0.02	0.044
230	68811-13340	PLATE,THRUST	6				0.004	0.0088
240	68811-13420	PIN	3	≤20016			0	0
240	68811-13422	PIN	3	≥20017	←	CHANGE	0.11	0.242
250	05411-00416	PIN,SPRING	3				0.001	0.0022
260	68811-13430	GEAR	1				0.21	0.462
270	68811-13450	GEAR,INTERNAL	1				1.14	2.508
280	68811-13460	GEAR	1				0.31	0.682
290	68811-13470	PLATE,THRUST	2				0.002	0.0044
300	68811-13480	COVER	1				0.04	0.088
310	68811-13490	GASKET	1				0.005	0.011
320	68811-13510	COVER	1				0.07	0.154
330	68811-13520	GASKET	1				0.001	0.0022
340	68811-13530	RIVET	6				0.001	0.0022

CLUTCH SHAFT (1)



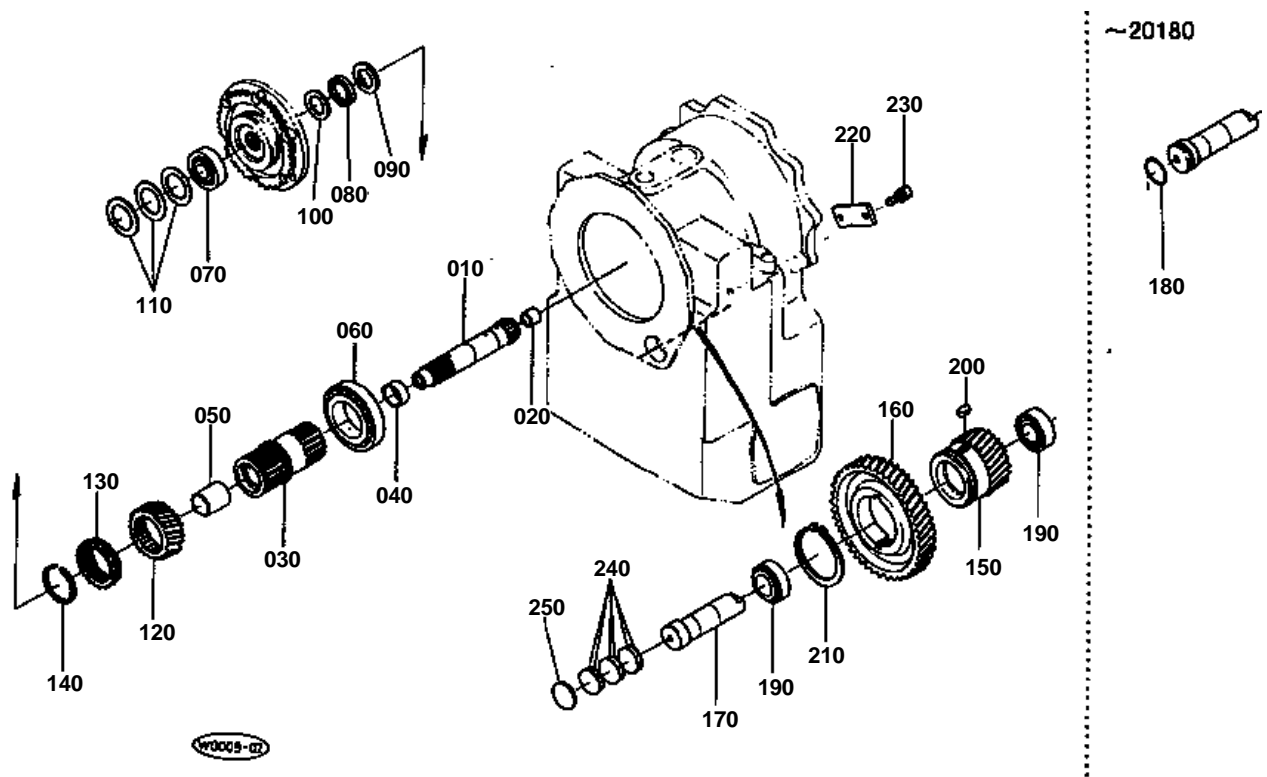


CLUTCH SHAFT (1)

↔ Interchangeable; ≠ not interchangeable; ← new for old; → old for new

REF.No	Part No.	Description	Q'ty	S.No.	I/C	REMARKS	Weight (kgf)	Weight (lb)
010	68811-13212	SHAFT,CLUTCH	1				0.5	1.1
020	68811-12430	SEALING	5				0.001	0.0022
030	68811-13222	PIPE	1				0.005	0.011
040	68811-13230	PLUG	1				0.01	0.022
050	68811-13240	GEAR	1				0.56	1.232
060	68811-13250	CIR-CLIP,EXTERNAL	1				0.03	0.066
070	05712-00415	KEY,FEATHER	1				0.002	0.0044
080	08101-06207	BEARING,BALL	1				0.282	0.6204
090	68811-13270	BALL RACE	1				0.005	0.011
100	68811-13292	COLLAR	1				0.16	0.352
110	68811-13260	PLATE,THRUST	1				0.01	0.022
120	68811-13820	INNER RING,BEARING	1				0.01	0.022
130	68811-13810	BERING,NEEDLE	1				0.005	0.011
140	68811-13830	RING,DRIVE	1				0.003	0.0066
150	68811-13280	RING,DRIVE	1				0.002	0.0044
160	04612-00300	CIR-CLIP,EXTERNAL	1				0.003	0.0066

CLUTCH SHAFT (2)



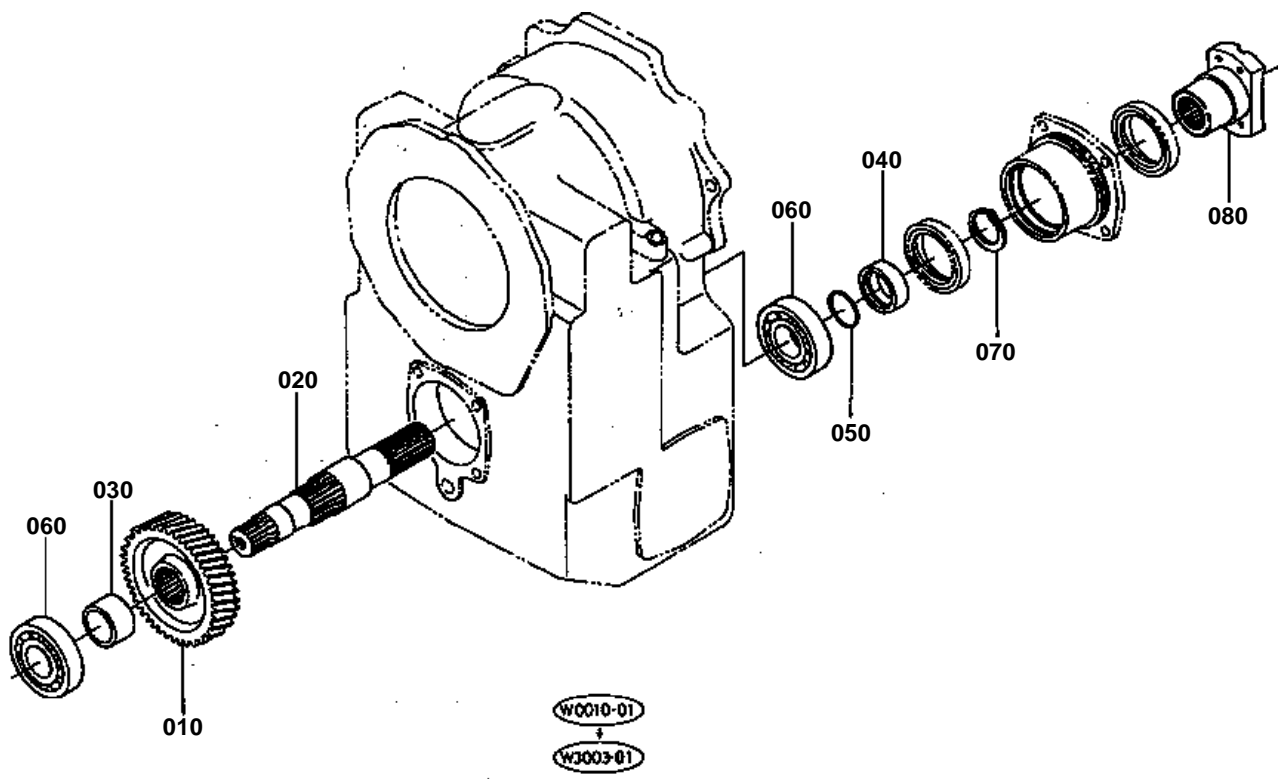


CLUTCH SHAFT (2)

↔ Interchangeable; ≠ not interchangeable; ← new for old; → old for new

REF.No	Part No.	Description	Q'ty	S.No.	I/C	REMARKS	Weight (kgf)	Weight (lb)
010	68811-13540	SHAFT	1				0.9	1.98
020	08511-01715	BUSHING	1				0.008	0.0176
030	68811-13550	GEAR	1				1.3	2.86
040	08511-03015	BUSH	1				0.02	0.044
050	32530-23860	BUSH	1	≤20377			0	0
050	08511-03040	BUSH	1	≥20378	↔		0.07	0.154
060	08711-30211	BEARING,TAPER-ROLLER	1				0.668	1.4696
070	08721-30305	BEARING,TAPER-ROLLER	1				0.25	0.55
080	68811-13570	BERING,NEEDLE	1				0.016	0.0352
090	68811-13580	WHEEL,OUTER	1				0.02	0.044
100	68811-13590	RING,DRIVE	1	≤20016			0.002	0.0044
100	68811-13592	RING,DRIVE	1	≥20017	≠	CHANGE	0.01	0.022
110	68811-13610	SHIM	1				0.002	0.0044
110	68811-13620	SHIM	3				0.002	0.0044
110	68811-13630	SHIM	2				0.006	0.0132
120	68811-13640	GEAR	1				0.54	1.188
130	68811-13650	GEAR	1				0.21	0.462
140	68811-13660	CIR-CLIP,EXTERNAL	1				0.002	0.0044
150	68811-13670	GEAR	1				2	4.4
160	68811-13680	GEAR	1				2.7	5.94
170	68811-13690	SHAFT	1				0.8	1.76
180	04811-50350	RING	1	≤20180		DISCONTINUANCE	0.002	0.0044
190	68811-13710	BEARING,TAPER-ROLLER	2				0.3	0.66
200	05712-01025	KEY,FEATHER	2				0.016	0.0352
210	04612-00800	CIR-CLIP,EXTERNAL	1				0.026	0.0572
220	68811-13720	PLATE,KEY	1				0.1	0.22
230	01133-51020	BOLT	2				0.02	0.044
240	68811-13730	SHIM	2				0.003	0.0066
240	68811-13740	SHIM	2				0.003	0.0066
240	68811-13750	SHIM	2				0.003	0.0066
250	68811-13850	SHIM	1				0.02	0.044

TRANSFER (DRIVE SHAFT)



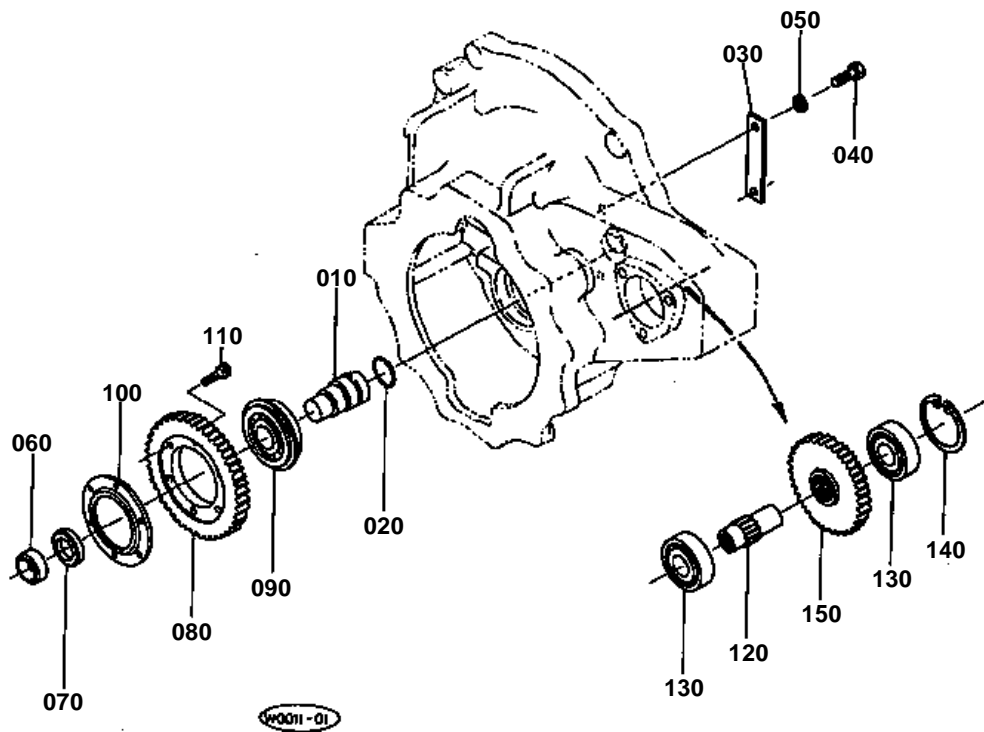


TRANSFER (DRIVE SHAFT)

↔ Interchangeable; ≠ not interchangeable; ← new for old; → old for new

REF.No	Part No.	Description	Q'ty	S.No.	I/C	REMARKS	Weight (kgf)	Weight (lb)
010	68811-13760	GEAR 40	1				3.5	7.7
020	68811-13770	SHAFT	1				4.5	9.9
030	68811-13780	COLLAR	1				0.18	0.396
040	68811-13790	COLLAR	1				0.18	0.396
050	04811-50450	RING	1				0.002	0.0044
060	08101-06309	BEARING,BALL	2				0.82	1.804
070	04612-00450	CIR-CLIP,EXTERNAL	1				0.007	0.0154
080	68811-13960	FLANGE	1				1.4	3.08

TRANSFER (HYDRAULIC PUMP)

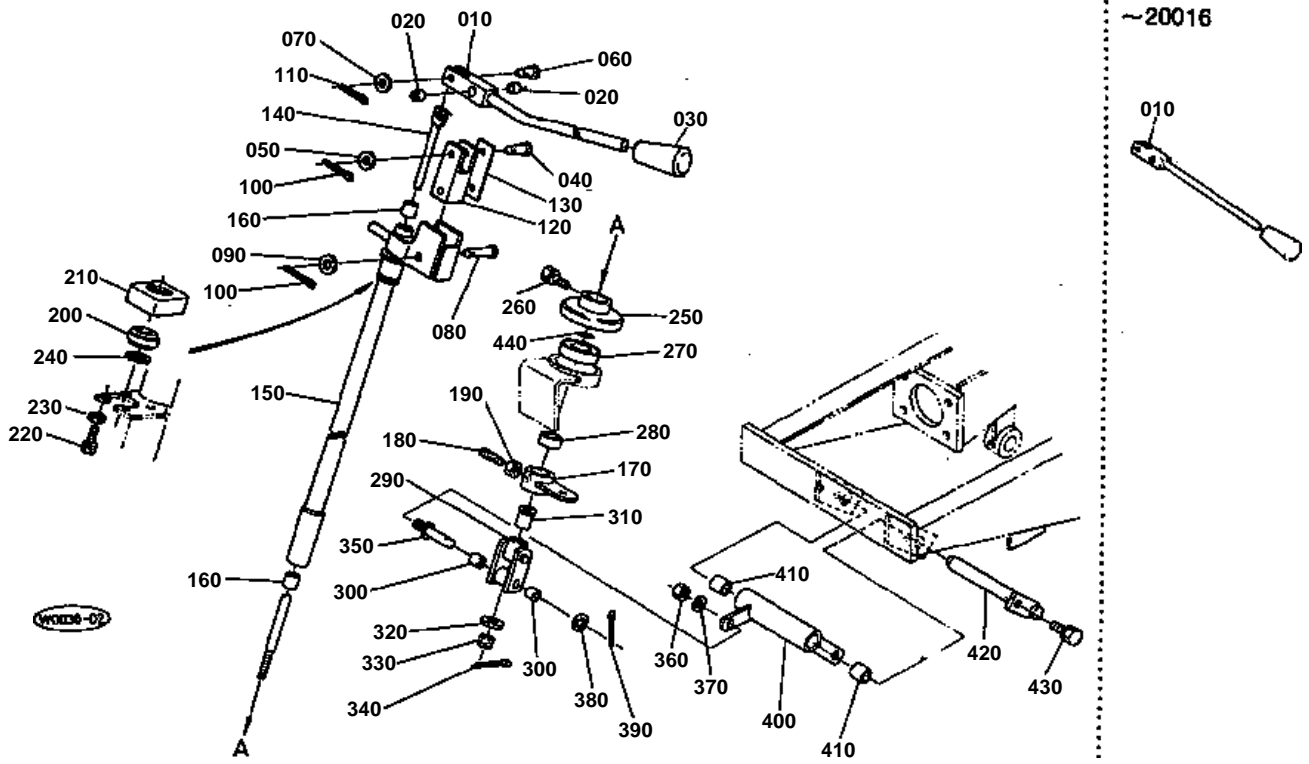


**TRANSFER (HYDRAULIC PUMP)**

↔ Interchangeable; ≠ not interchangeable; ← new for old; → old for new

REF.No	Part No.	Description	Q'ty	S.No.	I/C	REMARKS	Weight (kgf)	Weight (lb)
010	68811-14910	SHAFT	1				0.37	0.814
020	04811-50300	RING	1				0.001	0.0022
030	68811-14930	PLATE	1				0.07	0.154
040	01153-50816	BOLT	2				0.01	0.022
050	04512-50080	WASHER,SPRING	2				0	0
060	68811-14940	BUSH	1				0.05	0.11
070	68811-14970	COLLAR	1				0.045	0.099
080	68811-14920	GEAR 54	1				1.2	2.64
090	08151-06306	BEARING,BALL	1				0.36	0.792
100	68811-14980	COVER,BEARING	1				0.13	0.286
110	01350-10512	BOLT	6				0.003	0.0066
120	68811-14960	SHAFT,PUMP	1				0.16	0.352
130	08101-06305	BEARING,BALL	2				0.23	0.506
140	04611-00620	CIR-CLIP,INTERNAL	1				0.011	0.0242
150	68811-14950	GEAR 42	1				1	2.2

SPEED CHANGE LEVER

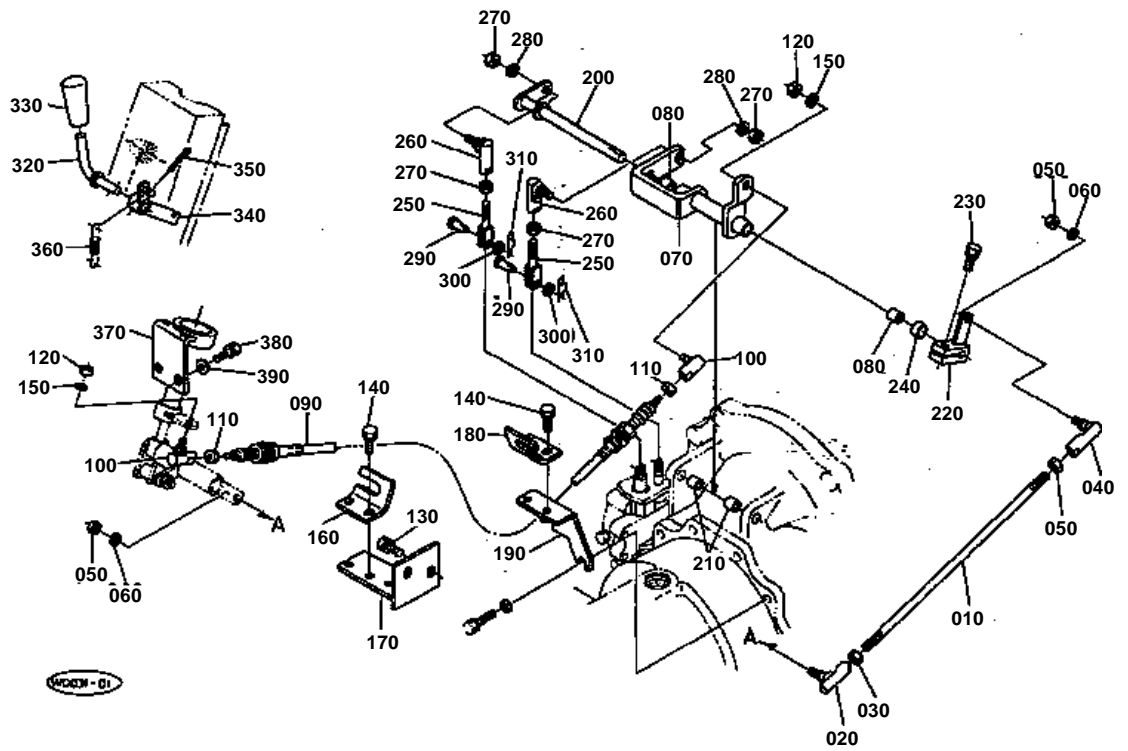


**SPEED CHANGE LEVER**

↔ Interchangeable; ≠ not interchangeable; ← new for old; → old for new

REF.No	Part No.	Description	Q'ty	S.No.	I/C	REMARKS	Weight (kgf)	Weight (lb)
010	68817-33110	HANDLE,S-CHANGE	1	<=20016			0.29	0.638
010	68817-33113	HANDLE,S-CHANGE	1	>=20017	←	CHANGE	0	0
020	08511-00606	BUSH	2				0.003	0.0066
030	54201-23270	GRIP	1				0.02	0.044
040	68811-33510	PIN,JOINT	1				0.008	0.0176
050	04013-50060	WASHER,PLAIN	1				0	0
060	68811-33520	PIN,JOINT	1				0.004	0.0088
070	04013-50050	WASHER,PLAIN	1				0	0
080	68811-33530	PIN,JOINT	1				0.01	0.022
090	04013-50060	WASHER,PLAIN	1				0	0
100	05511-51612	PIN,SPLIT	2				0.001	0.0022
110	05511-51208	PIN,SPLIT	1				0.001	0.0022
120	68811-33130	LINK	1				0.17	0.374
130	68811-33160	SHIM	2				0.003	0.0066
140	68811-33140	SHAFT,CONTROL	1				0.405	0.891
150	68811-33155	SLEEVE	1				1	2.2
160	08511-01015	BUSH	2				0.009	0.0198
170	68811-33172	LEVER	1				0.13	0.286
180	03653-50814	SCREW,SET	1				0.004	0.0088
190	02112-50080	NUT	1				0.003	0.0066
200	68811-33180	BEARING	1				0.08	0.176
210	68811-33190	HOLDER,BEARING	1				0.16	0.352
220	01023-50616	BOLT	4				0.005	0.011
230	04013-50060	WASHER,PLAIN	4				0	0
240	04612-00220	CIR-CLIP,EXTERNAL	1				0.001	0.0022
250	68811-33392	COVER	1				0.11	0.242
260	01053-50612	BOLT	1				0.004	0.0088
270	68811-33440	HOLDER,SHAFT	1				0.1	0.22
280	68811-33492	COLLAR	1				0.02	0.044
290	68811-33370	TRUNNION	1				0.1	0.22
300	36530-27840	BUSH	2				0	0
310	68811-33480	BUSH	1				0.02	0.044
320	04012-50080	WASHER,PLAIN	1				0.001	0.0022
330	02312-50080	NUT	1				0.004	0.0088
340	05511-50218	PIN,SPLIT	1				0.001	0.0022
350	68811-33380	STUD	1				0.02	0.044
360	02112-50080	NUT	1				0.003	0.0066
370	04512-50080	WASHER,SPRING	1				0	0
380	04012-50080	WASHER,PLAIN	1				0.001	0.0022
390	05511-50318	PIN,SPLIT	1				0.001	0.0022
400	68811-33240	LEVER	1				0.4	0.88
410	08511-01515	BUSH	2				0.002	0.0044
420	68811-33250	SHAFT	1				0.215	0.473
430	01123-50816	BOLT	1				0.011	0.0242
440	04811-00200	RING	1				0.001	0.0022

SPEED CHANGE LINKAGE SYSTEM

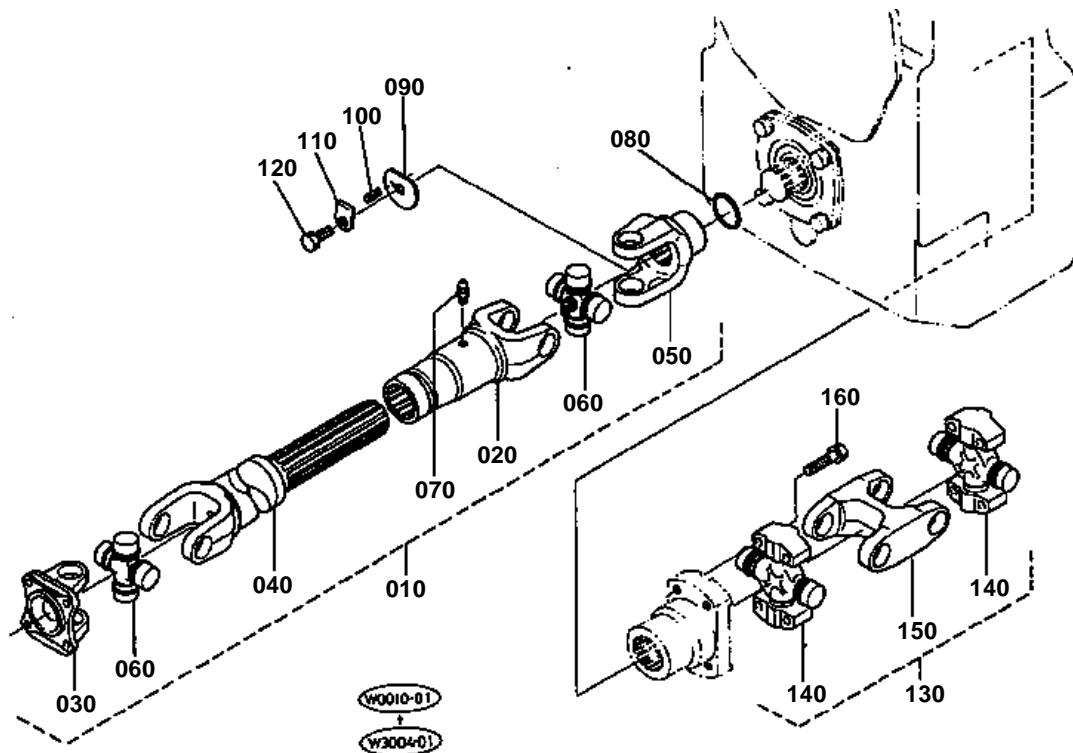


**SPEED CHANGE LINKAGE SYSTEM**

↔ Interchangeable; ≠ not interchangeable; ← new for old; → old for new

REF.No	Part No.	Description	Q'ty	S.No.	I/C	REMARKS	Weight (kgf)	Weight (lb)
010	68817-33260	ROD	1				0.12	0.264
020	68811-33230	END,ROD	1				0.06	0.132
030	66021-43440	NUT	1				0.004	0.0088
040	35820-29500	END,ROD	1				0.07	0.154
050	02114-50080	NUT	3				0.005	0.011
060	04512-50080	WASHER,SPRING	2				0	0
070	68811-33273	LEVER	1				0.72	1.584
080	08511-01415	BUSH	2				0.006	0.0132
090	68817-32900	PUSH-PULL CABLE	1				0.31	0.682
100	36530-27750	END,ROD RH	2				0.04	0.088
110	02014-50060	NUT	2				0.003	0.0066
120	02014-50060	NUT	2				0.003	0.0066
130	01133-51220	BOLT	2				0.04	0.088
140	01133-51025	BOLT	4				0.023	0.0506
150	04512-50060	WASHER,SPRING	2				0	0
160	68811-32910	BRACKET,CABLE 1	1	≤20180			0	0
160	68811-32912	BRACKET,CABLE	1	≥20181	←	CHANGE	0.15	0.33
170	68811-32920	BRACKET,CABLE 2	1				0.65	1.43
180	68811-32930	BRACKET,CABLE 3	1	≤20180			0	0
180	68811-32932	BRACKET,CABLE 3	1	≥20181	←	CHANGE	0.15	0.33
190	68811-32940	BRACKET,CABLE 4	1				0.35	0.77
200	68811-33290	SHAFT	1				0.4	0.88
210	08511-01415	BUSH	2				0.006	0.0132
220	68811-33310	LEVER	1				0.16	0.352
230	01123-50825	BOLT	1				0.013	0.0286
240	68811-33342	COLLAR	1				0.01	0.022
250	68811-33322	ROD	2				0.05	0.11
260	35820-29500	END,ROD	2				0.07	0.154
270	02114-50080	NUT	4				0.005	0.011
280	04512-50080	WASHER,SPRING	2				0	0
290	68811-33520	PIN,JOINT	2				0.004	0.0088
300	04013-50050	WASHER,PLAIN	2				0	0
310	05525-50500	PIN,SNAP	2				0	0
320	68811-33410	HANDLE,LOCK	1				0.001	0.0022
330	37150-24560	GRIP,LEVER	1				0.018	0.0396
340	68811-33350	STOPPER	1				0.09	0.198
350	05511-50330	PIN,SPLIT	1				0.005	0.011
360	68811-33360	SPRING	1				0.01	0.022
370	68811-33220	BRACKET	1				0.44	0.968
380	01123-50820	BOLT	2				0.011	0.0242
390	04015-50080	WASHER,PLAIN	2				0	0

DRIVE SHAFT

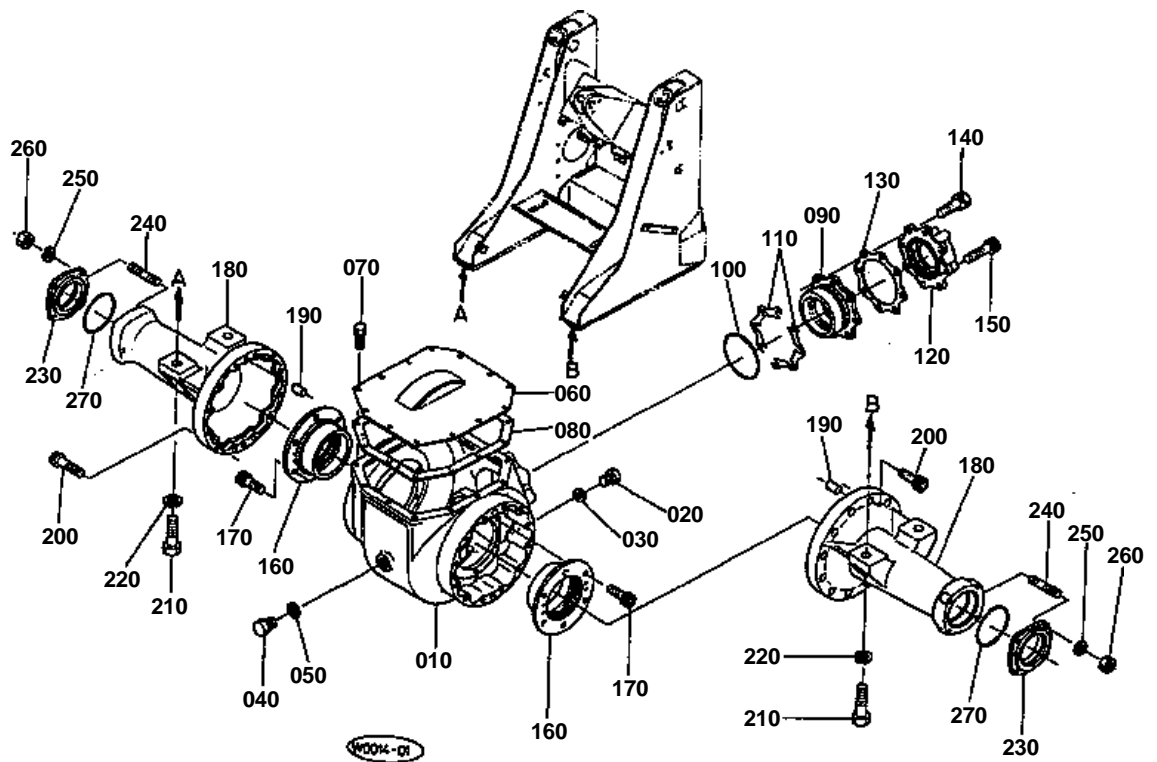


**DRIVE SHAFT**

↔ Interchangeable; ≠ not interchangeable; ← new for old; → old for new

REF.No	Part No.	Description	Q'ty	S.No.	I/C	REMARKS	Weight (kgf)	Weight (lb)
010	68817-13910	JOINT,UNIVERSAL	1				13	28.6
020	68811-14110	YOKE,SPLINE	1				2.67	5.874
030	68811-14120	YOKE FLANGE	1				1.06	2.332
040	68817-14130	YOKE SHAFT	1				6.5	14.3
050	68811-92360	YOKE	1				1.43	3.146
060	68811-14140	YOKE	2				0.89	1.958
070	06613-10675	NIPPLE,GREASE	1				0.003	0.0066
080	04811-50450	RING	1				0.002	0.0044
090	68811-13922	STOPPER	1				0.1	0.22
100	05411-00512	PIN,SPRING	1				0.001	0.0022
110	68811-13930	WASHER	1				0.006	0.0132
120	01173-51220	BOLT	1				0.03	0.066
130	68811-13950	JOINT,UNIVERSAL	1				3.5	7.7
140	68811-14150	YOKE	2				1	2.2
150	68811-14160	YOKE	1				1.56	3.432
160	01123-50845	BOLT	4				0.02	0.044

DIFFERENTIAL CASE (FRONT)

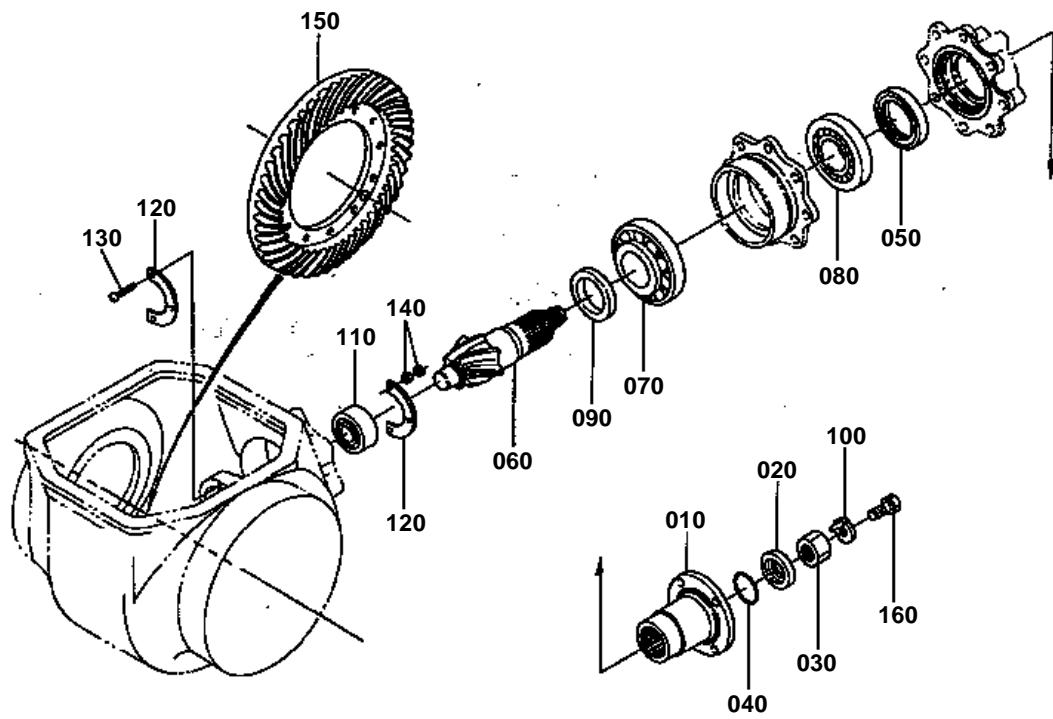


**DIFFERENTIAL CASE (FRONT)**

↔ Interchangeable; ≠ not interchangeable; ← new for old; → old for new

REF.No	Part No.	Description	Q'ty	S.No.	I/C	REMARKS	Weight (kgf)	Weight (lb)
010	68811-23110	CASE,DIFFERENTIAL	1				35.5	78.1
020	06331-35020	PLUG	1				0.068	0.1496
030	04717-02000	WASHER,WITH RUBBER	1				0.004	0.0088
040	06311-45060	PLUG	1				0.2	0.44
050	04717-02650	WASHER,WITH RUBBER	1				0.01	0.022
060	68811-23120	COVER	1				3.5	7.7
070	01133-51020	BOLT	13				0.02	0.044
080	68811-23140	GASKET	1				0.032	0.0704
090	68811-23150	HOLDER,BEARING	1				1.65	3.63
100	04811-51150	RING	1				0.004	0.0088
110	68811-23160	SHIM	2				0.003	0.0066
110	68811-23170	SHIM	2				0.005	0.011
110	68811-23180	SHIM	2				0.015	0.033
120	68817-15730	COVER,BEARING	1				1.73	3.806
130	68811-23210	GASKET	1				0.005	0.011
140	01133-51240	BOLT	7				0.05	0.11
150	01370-11230	BOLT	1				0.04	0.088
160	68811-23220	HOLDER,BEARING	2				1.8	3.96
170	01370-11225	BOLT	12				0.035	0.077
180	68811-23350	CASE,AXLE F	2				20	44
190	05012-01328	PIN,STRAIGHT	4				0.032	0.0704
200	01370-11240	BOLT	24				0.05	0.11
210	01173-52045	BOLT	4				0.162	0.3564
220	04512-50200	WASHER,SPRING	4				0	0
230	68811-23320	COVER	2				0.59	1.298
240	01517-51022	STUD	8				0	0
250	04512-50100	WASHER,SPRING	8				0	0
260	02118-50100	NUT	8				0.005	0.011
270	04811-51000	RING	2				0.003	0.0066

SPIRAL BEVEL GEAR (FRONT)



W0015-01

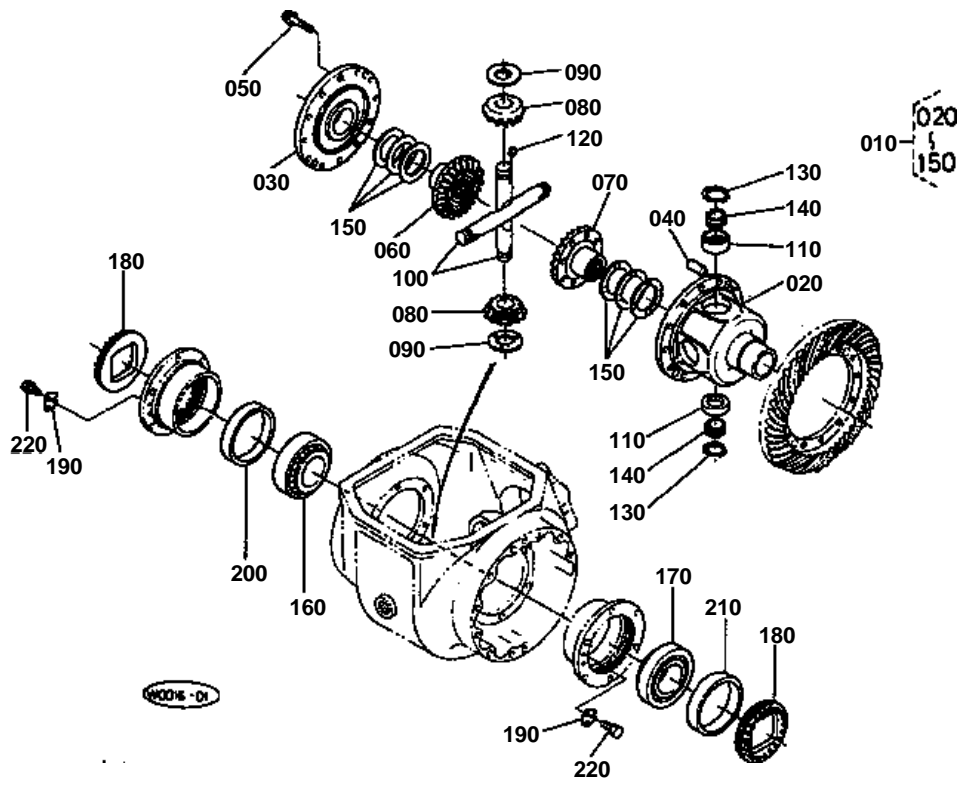


SPIRAL BEVEL GEAR (FRONT)

↔ Interchangeable; ≠ not interchangeable; ← new for old; → old for new

REF.No	Part No.	Description	Q'ty	S.No.	I/C	REMARKS	Weight (kgf)	Weight (lb)
010	68811-24120	FLANGE	1				1.55	3.41
020	68811-24130	WASHER	1				0.076	0.1672
030	68811-24142	NUT	1				0.15	0.33
040	04811-00390	RING	1				0.001	0.0022
050	09506-08212	SEAL,OIL	1				0.05	0.11
060	68811-24153	PINION,SPIRAL BEVEL	1				2.53	5.566
070	08721-30310	BEARING,TAPER-ROLLER	1				1.24	2.728
080	08721-30309	BEARING,TAPER-ROLLER	1				0.97	2.134
090	68811-24160	COLLAR	1				0.162	0.3564
100	68811-24110	STOPPER	1				0.04	0.088
110	68811-24180	BEARING,ROLLER	1				0.35	0.77
120	68811-24190	PLATE	2				0.026	0.0572
130	03054-50435	SCREW,PAN HEAD	3				0	0
140	02054-50040	NUT	6				0.001	0.0022
150	68811-24210	GEAR,SPIRAL BEVEL	1				11	24.2
160	01133-51014	BOLT	1				0.015	0.033

DIFFERENTIAL (FRONT)

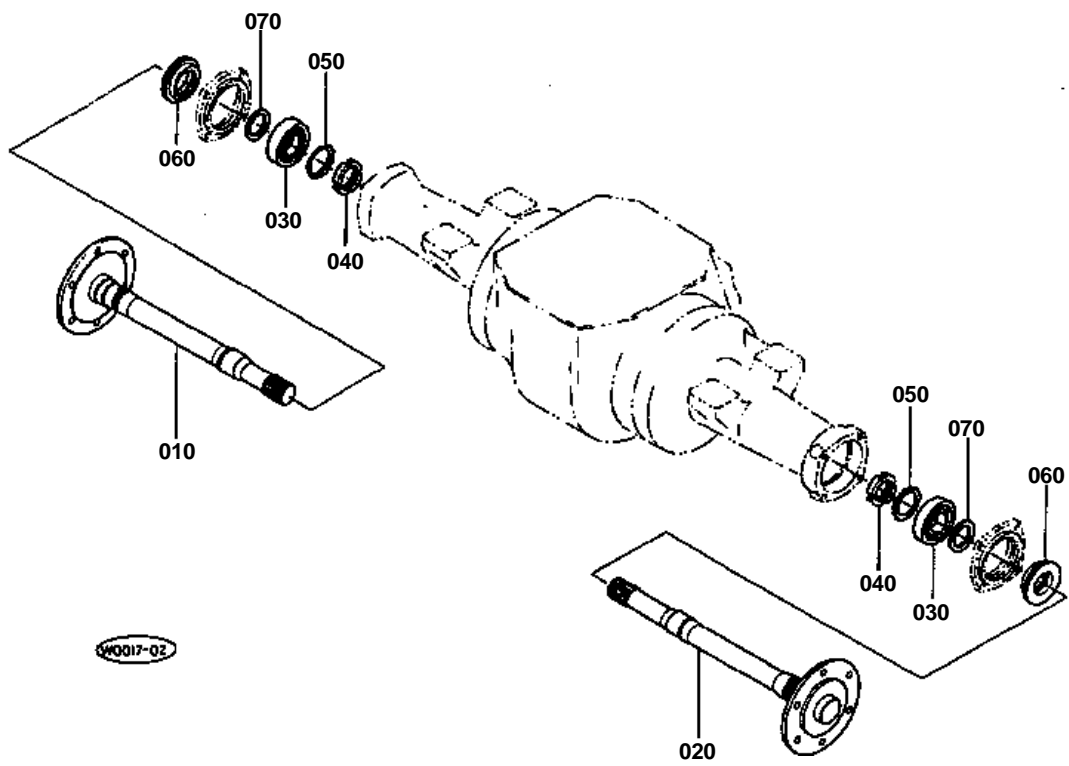


**DIFFERENTIAL (FRONT)**

↔ Interchangeable; ≠ not interchangeable; ← new for old; → old for new

REF.No	Part No.	Description	Q'ty	S.No.	I/C	REMARKS	Weight (kgf)	Weight (lb)
010	68811-24200	ASSY DIFFERENTIAL	1				14.1	31.02
020	68811-24220	CASE,DIFFERENTIAL	1				6	13.2
030	68811-24230	COVER,DIFF.	1				3.5	7.7
040	68811-24240	PIN	2				0.05	0.11
050	36280-43180	BOLT,UBS	12				0.052	0.1144
060	36730-32720	GEAR,DIFF.SIDE	1				0.8	1.76
070	36730-32730	GEAR,DIFF.SIDE	1				1.1	2.42
080	36530-32752	PINION,DIFF.	4	<=20016			0.3	0.66
080	36530-32752	PINION,DIFF.	4	>=20017	←	CHANGE	0.3	0.66
090	36530-32810	WASHER,DIFF.PINION	4				0.015	0.033
100	36530-32774	SHAFT,DIFF.PINION	2	<=20016			0.5	1.1
100	36530-32774	SHAFT,DIFF.PINION	2	>=20017	←	CHANGE	0.5	1.1
110	36530-32050	BUSH	4				0.114	0.2508
120	33500-32820	KEY	4				0.001	0.0022
130	04612-00300	CIR-CLIP,EXTERNAL	4				0.003	0.0066
140	33500-32060	COLLAR,SET	8				0.008	0.0176
150	36730-32760	WASHER,SIDE GEAR	2				0.017	0.0374
150	36730-32780	WASHER,SIDE GEAR	2				0.017	0.0374
150	36730-32790	WASHER,SIDE GEAR	2				0.02	0.044
160	08711-32212	BEARING,TAPER-ROLLER	1				1.17	2.574
170	08711-30212	BEARING,TAPER-ROLLER	1				0.868	1.9096
180	68811-24270	SCREW,ADJUSTING	2				0.38	0.836
190	68811-24280	PLATE,LOCK	2				0.01	0.022
200	68811-24260	COLLAR	1				0.31	0.682
210	68811-24290	COLLAR	1				0.39	0.858
220	01023-50612	BOLT	4				0.005	0.011

AXLE (FRONT)

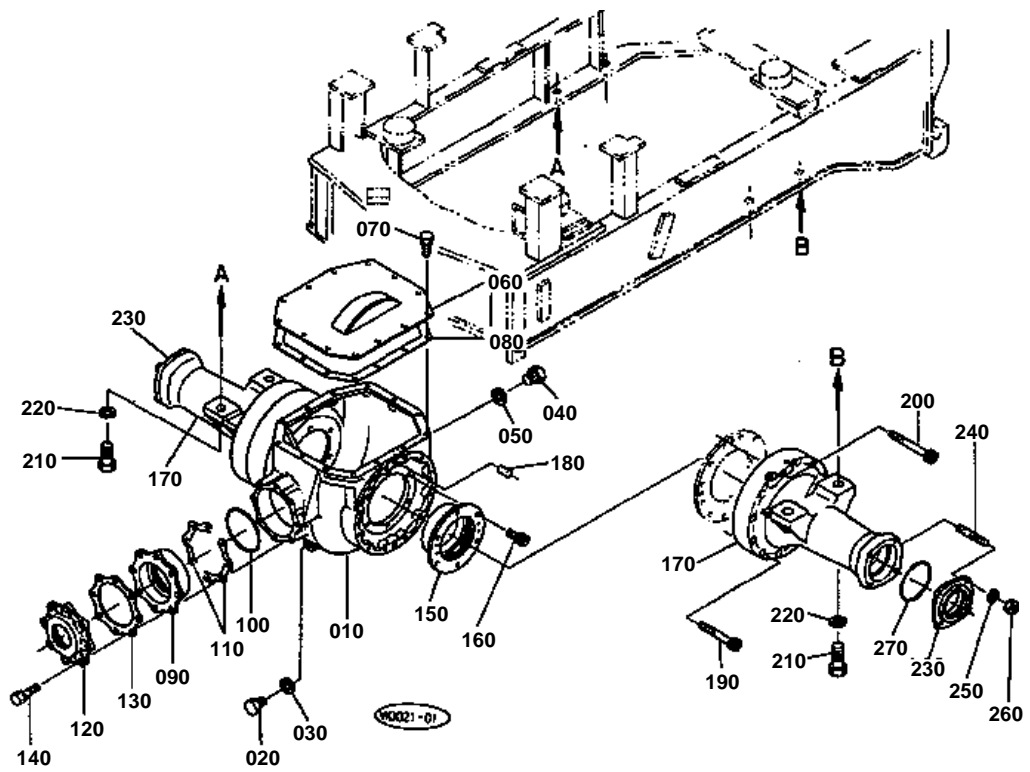


**AXLE (FRONT)**

↔ Interchangeable; ≠ not interchangeable; ← new for old; → old for new

REF.No	Part No.	Description	Q'ty	S.No.	I/C	REMARKS	Weight (kgf)	Weight (lb)
010	68811-24310	AXLE	1	<=20377			13	28.6
010	68811-24410	AXLE	1	>=20378	↔		1.5	3.3
020	68811-24320	AXLE	1	<=20377			13	28.6
020	68811-24420	AXLE	1	>=20378	↔		15.4	33.88
030	08101-06211	BEARING,BALL	2				0.6	1.32
040	02410-00110	NUT,BEARING	2				0.17	0.374
050	04312-00110	WASHER,BEARING	2				0.02	0.044
060	32187-55350	SEAL,OIL	2				0.14	0.308
070	68811-24330	COLLAR	2				0.04	0.088

DIFFERENTIAL CASE (REAR)

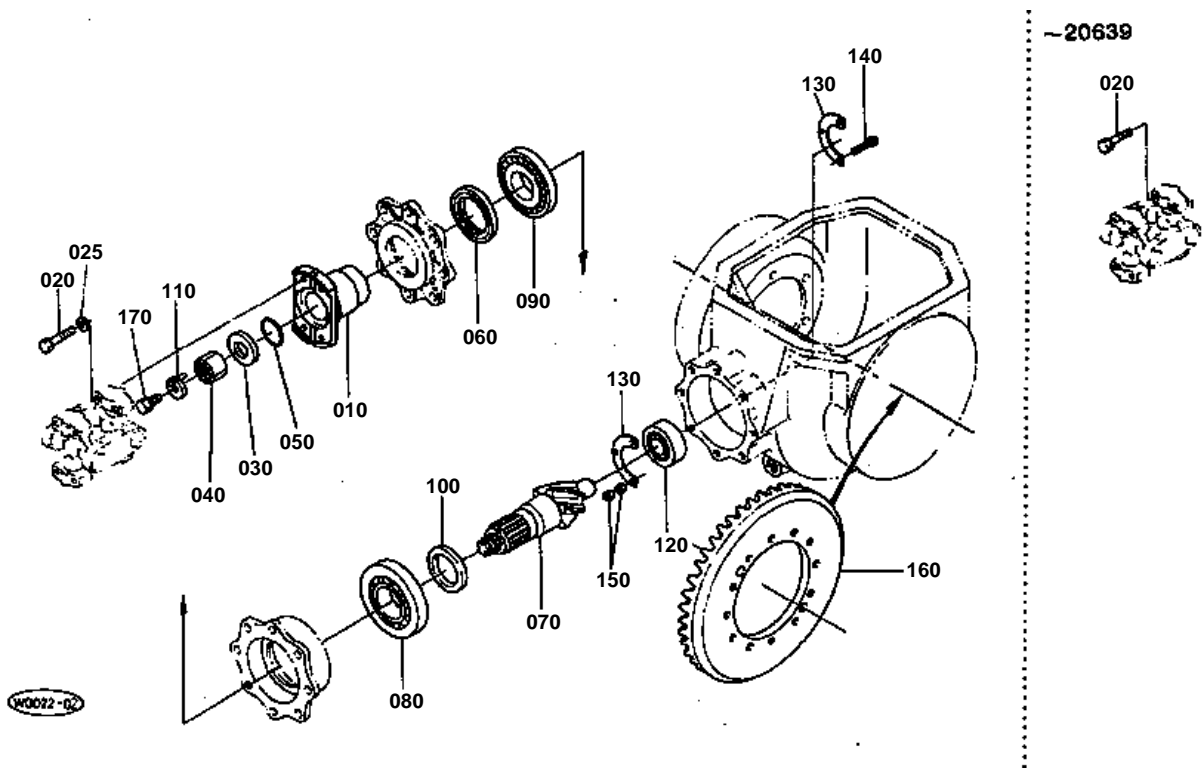


**DIFFERENTIAL CASE (REAR)**

↔ Interchangeable; ≠ not interchangeable; ← new for old; → old for new

REF.No	Part No.	Description	Q'ty	S.No.	I/C	REMARKS	Weight (kgf)	Weight (lb)
010	68811-23110	CASE,DIFFERENTIAL	1				35.5	78.1
020	06331-35020	PLUG	1				0.068	0.1496
030	04717-02000	WASHER,WITH RUBBER	1				0.004	0.0088
040	06311-45060	PLUG	1				0.2	0.44
050	04717-02650	WASHER,WITH RUBBER	1				0.01	0.022
060	68811-23120	COVER	1				3.5	7.7
070	01133-51020	BOLT	13				0.02	0.044
080	68811-23140	GASKET	1				0.032	0.0704
090	68811-23150	HOLDER,BEARING	1				1.65	3.63
100	04811-51150	RING	1				0.004	0.0088
110	68811-23160	SHIM	2				0.003	0.0066
110	68811-23170	SHIM	2				0.005	0.011
110	68811-23180	SHIM	2				0.015	0.033
120	68811-27190	COVER,BEARING	1				1.2	2.64
130	68811-23210	GASKET	1				0.005	0.011
140	01133-51240	BOLT	8				0.05	0.11
150	68811-23220	HOLDER,BEARING	2				1.8	3.96
160	01370-11225	BOLT	12				0.035	0.077
170	68811-23314	CASE,AXLE R	2				20	44
180	05012-01336	PIN,STRAIGHT	4				0.04	0.088
190	01370-11265	BOLT	22				0.07	0.154
200	01370-11275	BOLT	2				0.08	0.176
210	01173-52045	BOLT	4				0.162	0.3564
220	04512-50200	WASHER,SPRING	4				0	0
230	68811-23320	COVER	2				0.59	1.298
240	01517-51022	STUD	8				0	0
250	04512-50100	WASHER,SPRING	8				0	0
260	02118-50100	NUT	8				0.005	0.011
270	04811-51000	RING	2				0.003	0.0066

SPIRAL BEVEL GEAR (REAR)

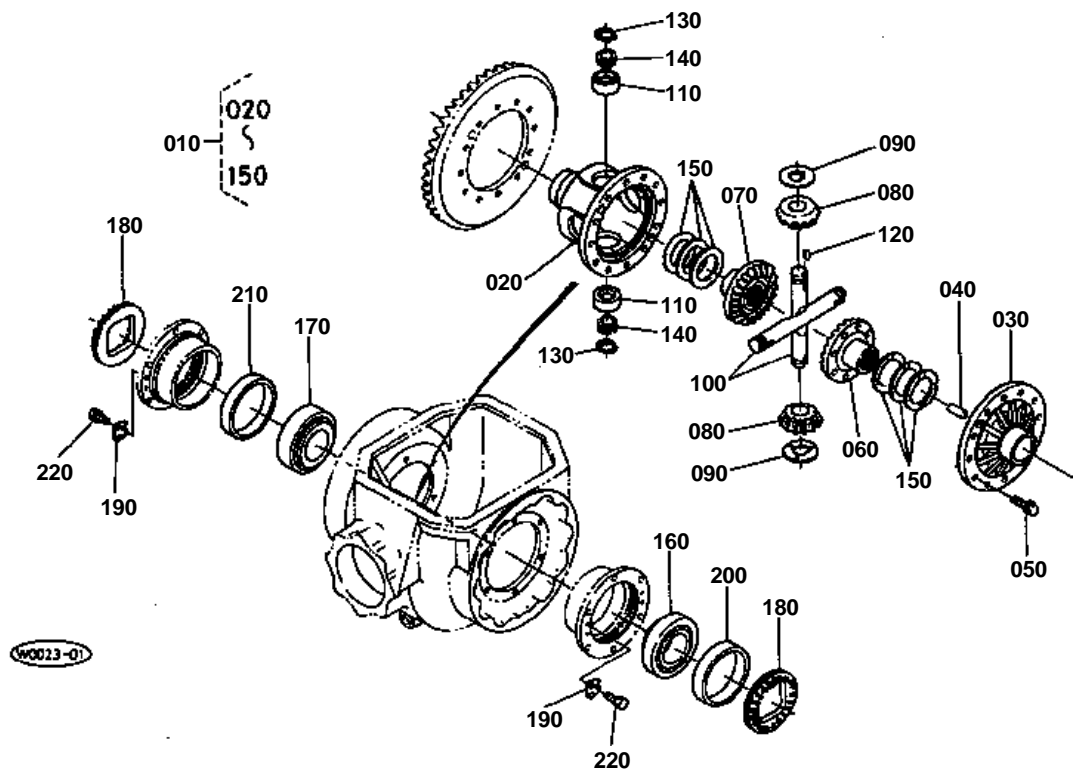


**SPIRAL BEVEL GEAR (REAR)**

↔ Interchangeable; ≠ not interchangeable; ← new for old; → old for new

REF.No	Part No.	Description	Q'ty	S.No.	I/C	REMARKS	Weight (kgf)	Weight (lb)
010	68811-28110	FLANGE	1	<=20639			0	0
010	68811-28112	FLANGE	1	>=20640	←	CHANGE	1.3	2.86
020	01123-50845	BOLT	4	<=20639			0.02	0.044
020	01156-60845	BOLT	4	>=20640	←	CHANGE	0.025	0.055
025	04512-60080	WASHER,SPRING	4	>=20640			0.002	0.0044
030	68811-24130	WASHER	1				0.076	0.1672
040	68811-24142	NUT	1				0.15	0.33
050	04811-00390	RING	1				0.001	0.0022
060	09506-08212	SEAL,OIL	1				0.05	0.11
070	68811-24153	PINION,SPIRAL BEVEL	1				2.53	5.566
080	08721-30310	BEARING,TAPER-ROLLER	1				1.24	2.728
090	08721-30309	BEARING,TAPER-ROLLER	1				0.97	2.134
100	68811-24160	COLLAR	1				0.162	0.3564
110	68811-24110	STOPPER	1				0.04	0.088
120	68811-24180	BEARING,ROLLER	1				0.35	0.77
130	68811-24190	PLATE	2				0.026	0.0572
140	03054-50435	SCREW,PAN HEAD	3				0	0
150	02054-50040	NUT	6				0.001	0.0022
160	68811-24210	GEAR,SPIRAL BEVEL	1				11	24.2
170	01133-51014	BOLT	1				0.015	0.033

DIFFERENTIAL (REAR)

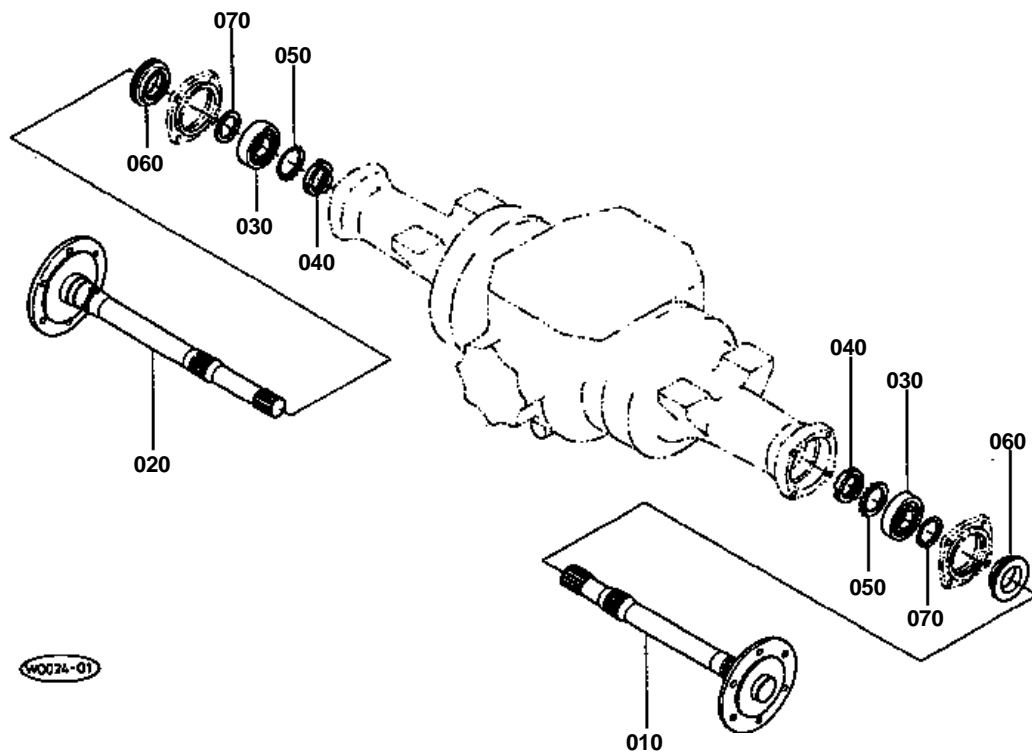


**DIFFERENTIAL (REAR)**

↔ Interchangeable; ≠ not interchangeable; ← new for old; → old for new

REF.No	Part No.	Description	Q'ty	S.No.	I/C	REMARKS	Weight (kgf)	Weight (lb)
010	68811-24200	ASSY DIFFERENTIAL	1				14.1	31.02
020	68811-24220	CASE,DIFFERENTIAL	1				6	13.2
030	68811-24230	COVER,DIFF.	1				3.5	7.7
040	68811-24240	PIN	2				0.05	0.11
050	36280-43180	BOLT,UBS	12				0.052	0.1144
060	36730-32720	GEAR,DIFF.SIDE	1				0.8	1.76
070	36730-32730	GEAR,DIFF.SIDE	1				1.1	2.42
080	36530-32752	PINION,DIFF.	4	<=20016			0.3	0.66
080	36530-32752	PINION,DIFF.	4	>=20017	←	CHANGE	0.3	0.66
090	36530-32810	WASHER,DIFF.PINION	4				0.015	0.033
100	36530-32774	SHAFT,DIFF.PINION	2	<=20016			0.5	1.1
100	36530-32774	SHAFT,DIFF.PINION	2	>=20017	←	CHANGE	0.5	1.1
110	36530-32050	BUSH	4				0.114	0.2508
120	33500-32820	KEY	4				0.001	0.0022
130	04612-00300	CIR-CLIP,EXTERNAL	4				0.003	0.0066
140	33500-32060	COLLAR,SET	8				0.008	0.0176
150	36730-32760	WASHER,SIDE GEAR	2				0.017	0.0374
150	36730-32780	WASHER,SIDE GEAR	2				0.017	0.0374
150	36730-32790	WASHER,SIDE GEAR	2				0.02	0.044
160	08711-32212	BEARING,TAPER-ROLLER	1				1.17	2.574
170	08711-30212	BEARING,TAPER-ROLLER	1				0.868	1.9096
180	68811-24270	SCREW,ADJUSTING	2				0.38	0.836
190	68811-24280	PLATE,LOCK	2				0.01	0.022
200	68811-24260	COLLAR	1				0.31	0.682
210	68811-24290	COLLAR	1				0.39	0.858
220	01023-50612	BOLT	4				0.005	0.011

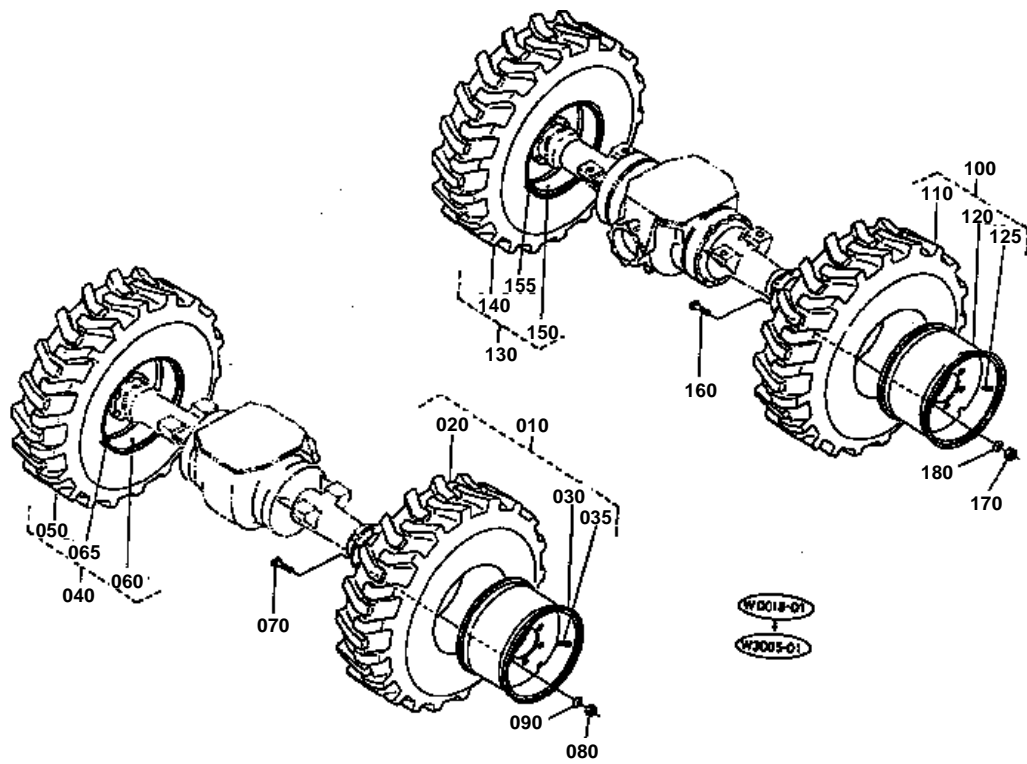
AXLE (REAR)



**AXLE (REAR)**

↔ Interchangeable; ≠ not interchangeable; ← new for old; → old for new

REF.No	Part No.	Description	Q'ty	S.No.	I/C	REMARKS	Weight (kgf)	Weight (lb)
010	68811-24310	AXLE	1				13	28.6
020	68811-24320	AXLE	1				13	28.6
030	08101-06211	BEARING,BALL	2				0.6	1.32
040	02410-00110	NUT,BEARING	2				0.17	0.374
050	04312-00110	WASHER,BEARING	2				0.02	0.044
060	32187-55350	SEAL,OIL	2				0.14	0.308
070	68811-24330	COLLAR	2				0.04	0.088



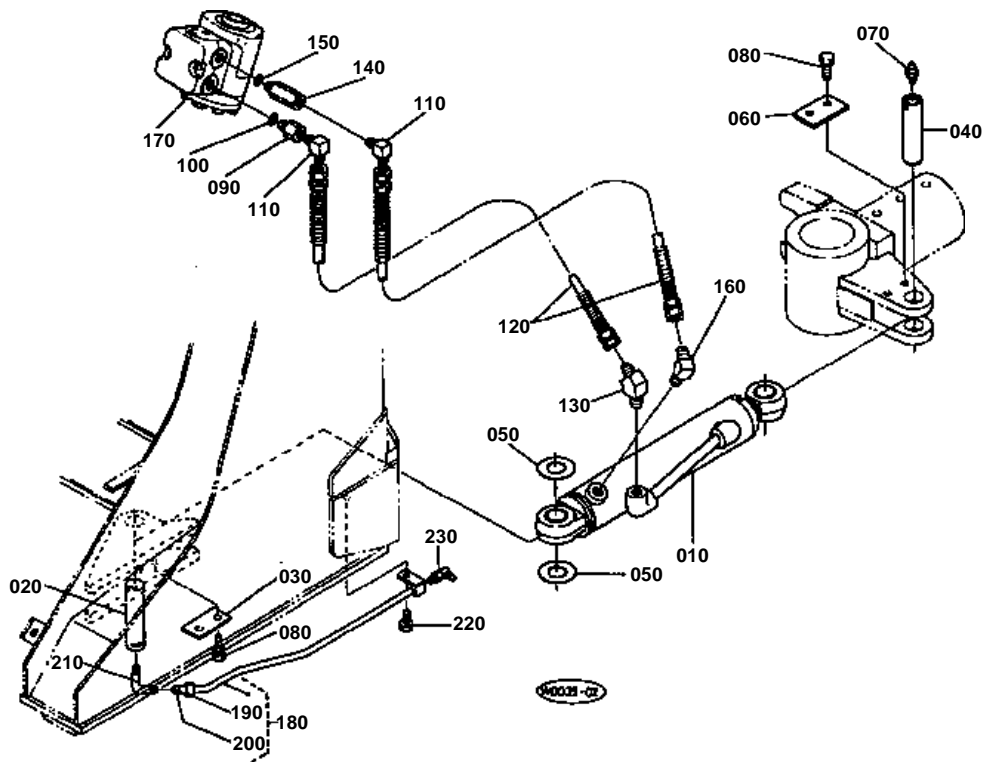


TIRE AND WHEEL

↔ Interchangeable; ≠ not interchangeable; ← new for old; → old for new

REF.No	Part No.	Description	Q'ty	S.No.	I/C	REMARKS	Weight (kgf)	Weight (lb)
010	68811-24603	ASSY TIRE,LH	1	<=20016			57	125.4
010	68817-24600	ASSY TIRE,LH	1	>=20017	≠	CHANGE	0	0
010	68817-24602	ASSY TIRE,LH	1	>=20271	≠	CHANGE	46.7	102.74
020	68811-24800	TIRE	1	<=20016			31	68.2
020	68817-24800	TIRE	1	>=20017	≠	CHANGE	29.4	64.68
030	68811-24853	WHEEL	1	<=20016			21.5	47.3
030	68817-24850	WHEEL	1	>=20017	≠	CHANGE	0	0
030	68817-24860	WHEEL	1	>=20271	≠	CHANGE	17.5	38.5
035	68817-24870	VALVE	1	>=20271		ADD	0.05	0.11
040	68811-24703	ASSY TIRE,RH	1	<=20016			57	125.4
040	68817-24700	ASSY TIRE,RH	1	>=20017	≠	CHANGE	0	0
040	68817-24702	ASSY TIRE,RH	1	>=20271	≠	CHANGE	46.7	102.74
050	68811-24800	TIRE	1	<=20016			31	68.2
050	68817-24800	TIRE	1	>=20017	≠	CHANGE	29.4	64.68
060	68811-24853	WHEEL	1	<=20016			21.5	47.3
060	68817-24850	WHEEL	1	>=20017	≠	CHANGE	0	0
060	68817-24860	WHEEL	1	>=20271	≠	CHANGE	17.5	38.5
065	68817-24870	VALVE	1	>=20271		ADD	0.05	0.11
070	68811-24914	BOLT,HUB	12	<=20180			0	0
070	68811-24915	BOLT,HUB	12	>=20181	←	CHANGE	0.15	0.33
080	36200-49140	NUT	12				0.135	0.297
090	36200-49130	SPRING,PLATE	12				0.026	0.0572
100	68811-24603	ASSY TIRE,LH	1	<=20016			57	125.4
100	68817-24600	ASSY TIRE,LH	1	>=20017	≠	CHANGE	0	0
100	68817-24602	ASSY TIRE,LH	1	>=20271	≠	CHANGE	46.7	102.74
110	68811-24800	TIRE	1	<=20016			31	68.2
110	68817-24800	TIRE	1	>=20017	≠	CHANGE	29.4	64.68
120	68811-24853	WHEEL	1	<=20016			21.5	47.3
120	68817-24850	WHEEL	1	>=20017	≠	CHANGE	0	0
120	68817-24860	WHEEL	1	>=20271	≠	CHANGE	17.5	38.5
125	68817-24870	VALVE	1	>=20271		ADD	0.05	0.11
130	68811-24703	ASSY TIRE,RH	1	<=20016			57	125.4
130	68817-24700	ASSY TIRE,RH	1	>=20017	≠	CHANGE	0	0
130	68817-24702	ASSY TIRE,RH	1	>=20271	≠	CHANGE	46.7	102.74
140	68811-24800	TIRE	1	<=20016			31	68.2
140	68817-24800	TIRE	1	>=20017	≠	CHANGE	29.4	64.68
150	68811-24853	WHEEL	1	<=20016			21.5	47.3
150	68817-24850	WHEEL	1	>=20017	≠	CHANGE	0	0
150	68817-24860	WHEEL	1	>=20271	≠	CHANGE	17.5	38.5
155	68817-24870	VALVE	1	>=20271		ADD	0.05	0.11
160	68811-24914	BOLT,HUB	12	<=20180			0	0
160	68811-24915	BOLT,HUB	12	>=20181	←	CHANGE	0.15	0.33
170	36200-49140	NUT	12				0.135	0.297
180	36200-49130	SPRING,PLATE	12				0.026	0.0572

STEERING CYLINDER AND CONTROLLER (NEW TYPE)

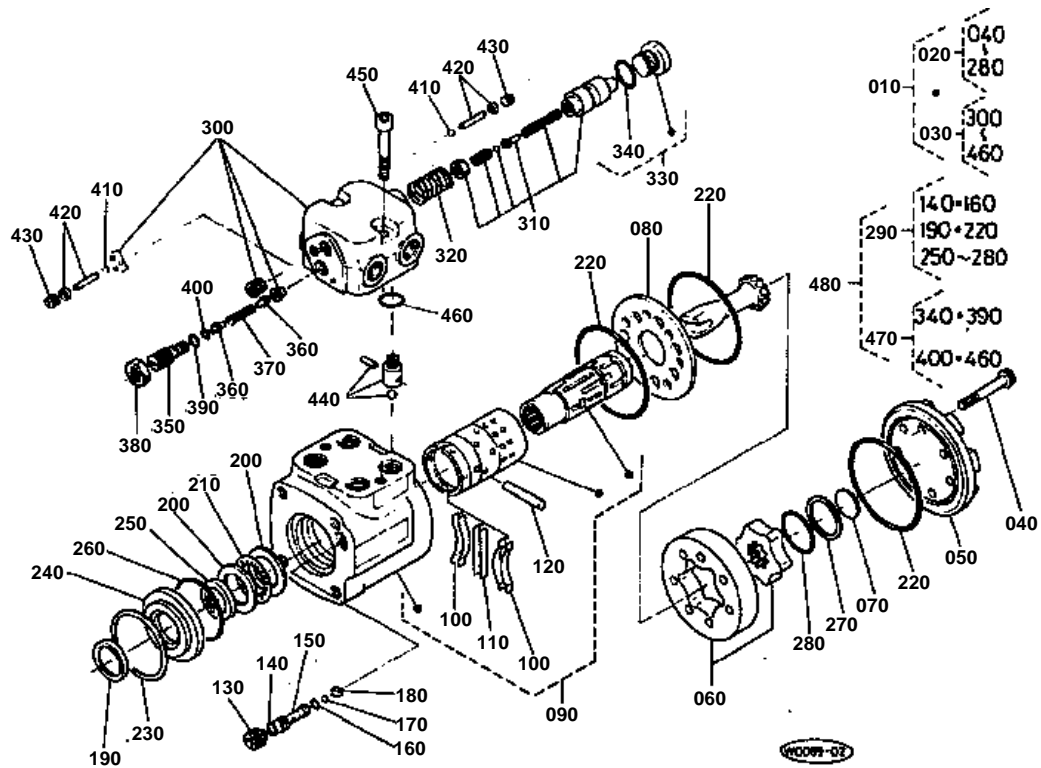


**STEERING CYLINDER AND CONTROLLER (NEW TYPE)**

↔ Interchangeable; ≠ not interchangeable; ← new for old; → old for new

REF.No	Part No.	Description	Q'ty	S.No.	I/C	REMARKS	Weight (kgf)	Weight (lb)
010	68817-34810	CYLINDER,STEERING	1				9	19.8
020	68811-34830	PIN	1				0.38	0.836
030	68221-71270	STOPPER	1				0.08	0.176
040	68811-34830	PIN	1				0.38	0.836
050	68051-66330	SHIM	2				0.015	0.033
060	68811-72140	PLATE,KEY	1				0.04	0.088
070	06613-10010	NIPPLE,GREASE	1				0.006	0.0132
080	01133-51020	BOLT	4				0.02	0.044
090	68811-63390	SOCKET	1				0.07	0.154
100	04810-00140	RING	1				0.001	0.0022
110	68021-62440	ELBOW	2				0	0
120	68817-34910	HOSE	2				0.7	1.54
130	68011-62190	ELBOW	1				0.06	0.132
140	68811-63550	SOCKET,LONG	1				0.17	0.374
150	04810-00140	RING	1				0.001	0.0022
160	68021-62440	ELBOW	1				0	0
170	68811-34500	CONTROLLER,STEERING	1	<=20016			0	0
170	68817-34500	CONTROLLER,STEERING	1	>=20017	←	CHANGE	0	0
170	68817-34502	CONTROLLER,STEERING	1	>=20889	←		7.3	16.06
180	68817-41330	PIPE	1				0.176	0.3872
190	68817-41370	NUT	1				0.01	0.022
200	68817-41380	SLEEVE	1				0.002	0.0044
210	68817-41360	BODY	1				0.05	0.11
220	01133-51020	BOLT	1				0.02	0.044
230	06613-20010	NIPPLE,GREASE	1				0.01	0.022

STEERING CONTROLLER (SECTION PARTS) ≥ 20017 (NEW TYPE)

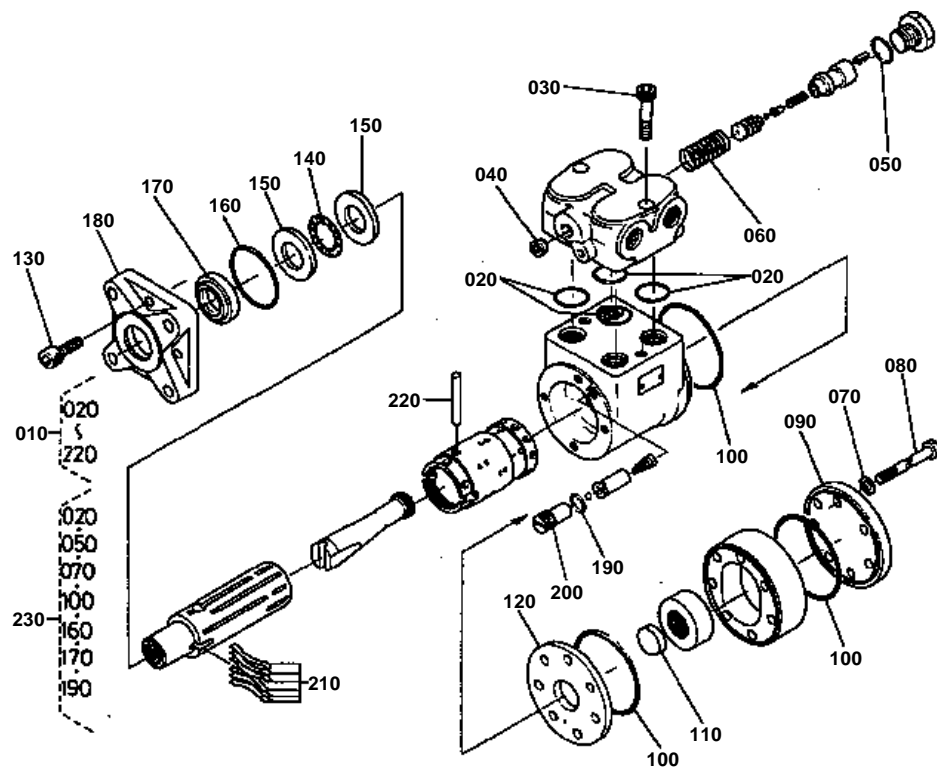




STEERING CONTROLLER (SECTION PARTS) >=20017 (NEW TYPE)

↔ Interchangeable; ≠ not interchangeable; ← new for old; → old for new

REF.No	Part No.	Description	Q'ty	S.No.	I/C	REMARKS	Weight (kgf)	Weight (lb)
010	68817-34500	CONTROLLER,STEERING	1	<=20888			0	0
010	68817-34502	CONTROLLER,STEERING	1	>=20889	←		7.3	16.06
020	68817-94010	CONTROLLER	1				5.36	11.792
030	68817-94020	VALVE	1	<=20888			0	0
030	68817-94023	VALVE	1	>=20889	←		2	4.4
040	68817-94510	SCREW	7				0.02	0.044
050	35999-22250	CAP,END	1				0.4	0.88
060	68817-94520	GEROTOR	1				0.4	0.88
070	68817-94530	SPACER	1				0.01	0.022
080	35999-22230	PLATE,SPACER	1				0.1	0.22
090	68817-94600	ASSY PARTS,CONTROL	1				3.96	8.712
100	35999-22200	SPRING	4				0.002	0.0044
110	35999-22190	SPRING,FLAT	2				0.001	0.0022
120	35999-22180	PIN	1				0.01	0.022
130	35999-22170	SCREW,SET	1				0.01	0.022
140	35999-22160	O RING	1				0.001	0.0022
150	35999-22150	SEAT,CHECK	1				0.01	0.022
160	35999-22140	O RING	1				0.001	0.0022
170	35999-22130	BALL	1				0.002	0.0044
180	35999-22120	BALL,RETAINER CHECK	1				0.001	0.0022
190	35999-22110	SEAL,DUST	1				0.002	0.0044
200	35999-22100	BEARING,LACE	2				0.02	0.044
210	35999-22090	NEEDLE,THRUST	1				0.01	0.022
220	35999-22080	O RING	3				0.001	0.0022
230	35999-22070	RING,RETAINING	1				0.005	0.011
240	35999-22060	BUSH	1				0.11	0.242
250	35999-22050	SEAL,OIL	1				0.001	0.0022
260	35999-22040	RING	1				0.005	0.011
270	35999-22030	SEAL	1				0.001	0.0022
280	35999-22020	RING	1				0.001	0.0022
290	35999-22010	KIT SEAL	1			OPTION	0.01	0.022
300	35999-22620	ASSY HOUSING	1				1.66	3.652
310	35999-22370	ASSY VALVE,AUX.	1	<=20888			0.05	0.11
310	68817-94700	ASSY VALVE,AUX.	1	>=20889	←		0.075	0.165
320	35999-22360	SPRING,OUTER VALVE	1				0.008	0.0176
330	35999-22310	ASSY PLUG,SUB	1				0.05	0.11
340	35999-22350	O RING	1				0.001	0.0022
350	35999-22610	THROTTLE ADJUSTING SC	1				0.04	0.088
360	35999-22600	CORN,VALVE	2				0.01	0.022
370	35999-22590	SPRING	1				0.005	0.011
380	35999-22580	NUT,LOCK	1				0.02	0.044
390	35999-22570	O RING	1				0.001	0.0022
400	35999-22560	O RING	1				0.001	0.0022
410	35999-22550	BALL	2				0.005	0.011
420	35999-22540	ASSY BALL,RETAINER	2				0.005	0.011
430	35999-22530	PLUG	2				0.01	0.022
440	68817-94500	SUB ASSY ORIFICE,CHE	1				0.02	0.044
450	35999-22520	BOLT	2				0.05	0.11
460	35999-22320	O RING	4				0.001	0.0022
470	35999-22510	KIT SEAL	1			OPTION	0.002	0.0044
480	68817-93100	SEAL KIT,STEERING CO	1			OPTION	0.02	0.044

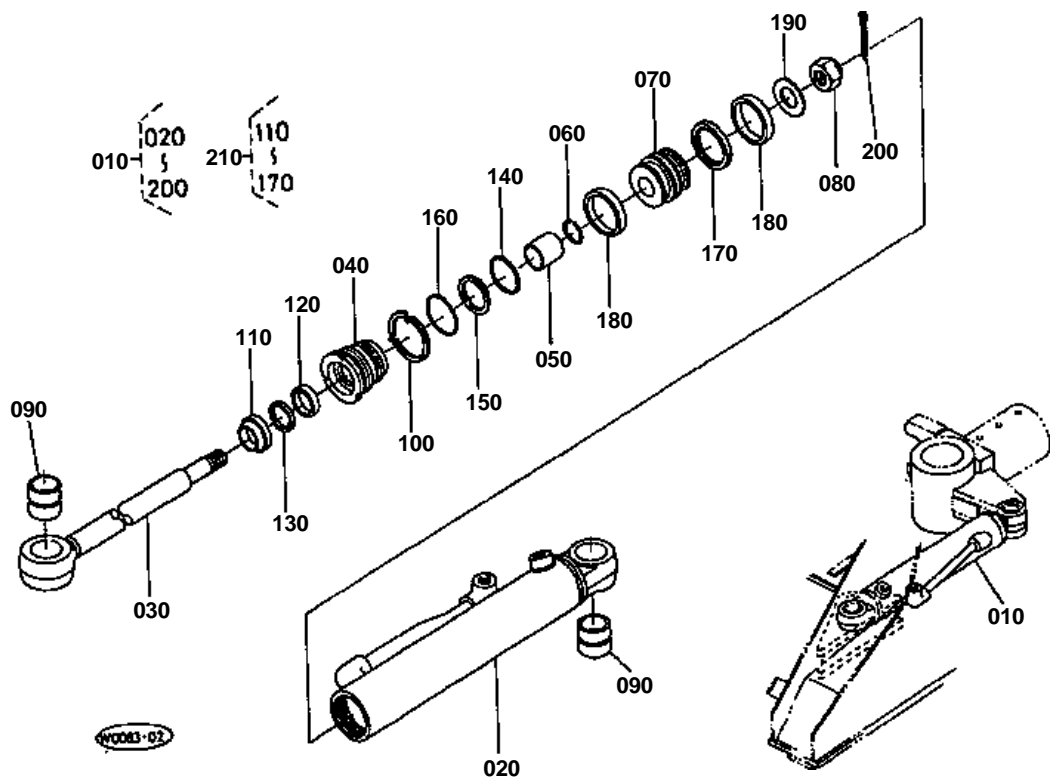


**STEERING CONTROLLER (SECTION PARTS) <=20016 (OLD TYPE)**

↔ Interchangeable; ≠ not interchangeable; ← new for old; → old for new

REF.No	Part No.	Description	Q'ty	S.No.	I/C	REMARKS	Weight (kgf)	Weight (lb)
010	68811-34500	CONTROLLER,STEERING	1				0	0
020	68811-94510	O RING	4				0	0
030	68811-94520	BOLT	2				0.035	0.077
040	68811-94530	PLUG,TAPER	1				0.005	0.011
050	68811-94540	O RING	1				0	0
060	68811-94550	SPRING	1				0.005	0.011
070	68811-94560	GASKET	7				0.003	0.0066
080	68811-94570	BOLT	7				0.02	0.044
090	68811-94580	CAP	1				0.37	0.814
100	68811-94590	O RING	3				0.005	0.011
110	68811-94610	SPACER	1				0.015	0.033
120	68811-94620	PLATE	1				0.13	0.286
130	68811-94630	BOLT	4				0.01	0.022
140	68811-94640	BEARING,NEEDLE	1				0.01	0.022
150	68811-94650	SIDE RACE	2				0.02	0.044
160	68811-94660	O RING	1				0	0
170	68811-94670	GASKET Y	1				0.01	0.022
180	68811-94680	PLATE	1				0.52	1.144
190	68811-94690	O RING	1				0.001	0.0022
200	68811-94710	PLUG	1				0.01	0.022
210	68811-94720	SPRING	6				0.005	0.011
220	68811-94730	PIN	1				0.01	0.022
230	68811-93100	KIT SEAL	1			OPTION	0.025	0.055

STEERING CYLINDER (SECTION PARTS)



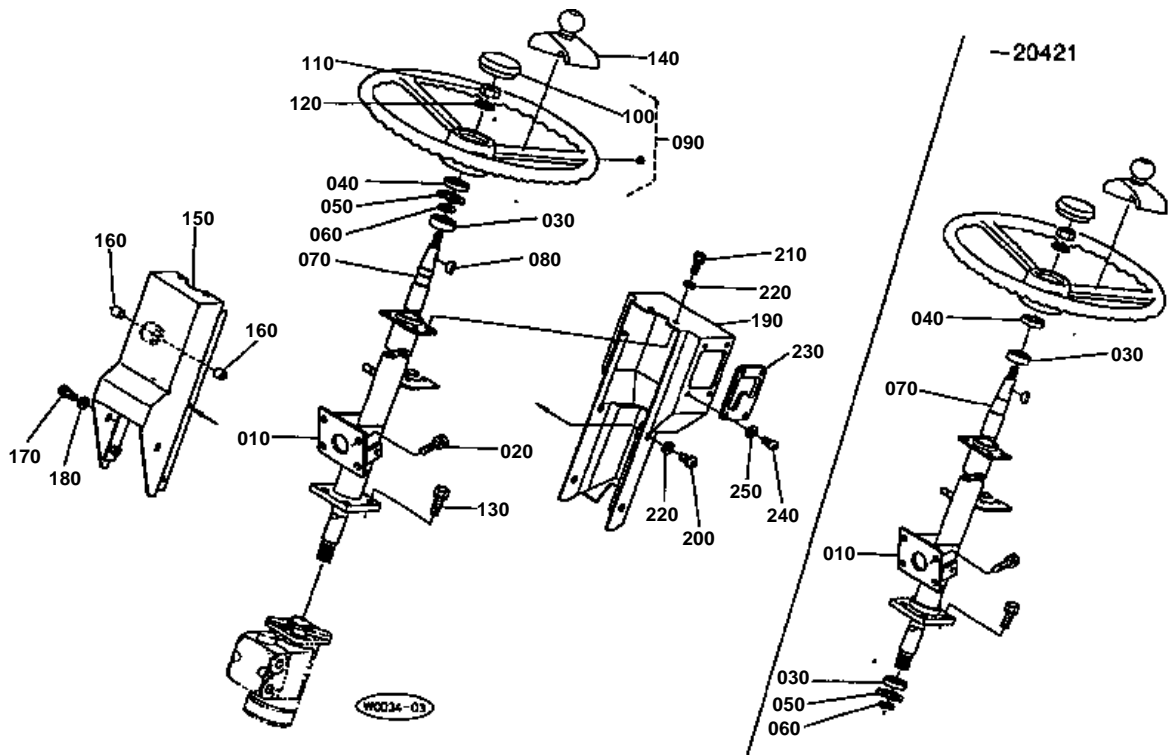


STEERING CYLINDER (SECTION PARTS)

↔ Interchangeable; ≠ not interchangeable; ← new for old; → old for new

REF.No	Part No.	Description	Q'ty	S.No.	I/C	REMARKS	Weight (kgf)	Weight (lb)
010	68817-34810	CYLINDER,STEERING	1				9	19.8
020	68817-93240	ASSY TUBE,CYLINDER	1				5.6	12.32
030	68817-93250	ASSY ROD,PISTON	1				2.5	5.5
040	68817-93260	CYLINDER HEAD	1				1.08	2.376
050	68721-71180	BUSH,ROD	1				0.04	0.088
060	68811-93440	RING,SNAP	1				0.002	0.0044
070	68817-93290	PISTON	1				0.65	1.43
080	68021-71630	U-NUT	1	<=20046			0.06	0.132
080	68817-93310	NUT	1	>=20047	←	CHANGE	0.04	0.088
090	68811-93310	BUSH,PIN	2				0.132	0.2904
100	68811-93620	WASHER,LOCK	1				0.014	0.0308
110	68811-93460	RING,WIPER	1				0.014	0.0308
120	68811-93470	U-RING	1				0.007	0.0154
130	68811-93480	RING,BACK UP	1				0.003	0.0066
140	68221-92540	O RING	1				0.004	0.0088
150	68811-93660	RING,BACK UP	1				0.003	0.0066
160	68811-93670	O RING	1				0.003	0.0066
170	68811-93680	ASSY RING,SEAL	1				0.013	0.0286
180	68811-93690	RING,SLIDE	2				0.018	0.0396
190	68817-93320	SHIM,SET	1	>=20047		ADD	0.007	0.0154
200	68817-93330	SPLIT PIN 2X20	1	>=20047		ADD	0.005	0.011
210	68811-93050	SEAL,KIT	1	<=20046		OPTION	0.029	0.0638
210	68817-93300	SEAL,KIT	1	>=20047	←	CHANGE OPTION	0.038	0.0836

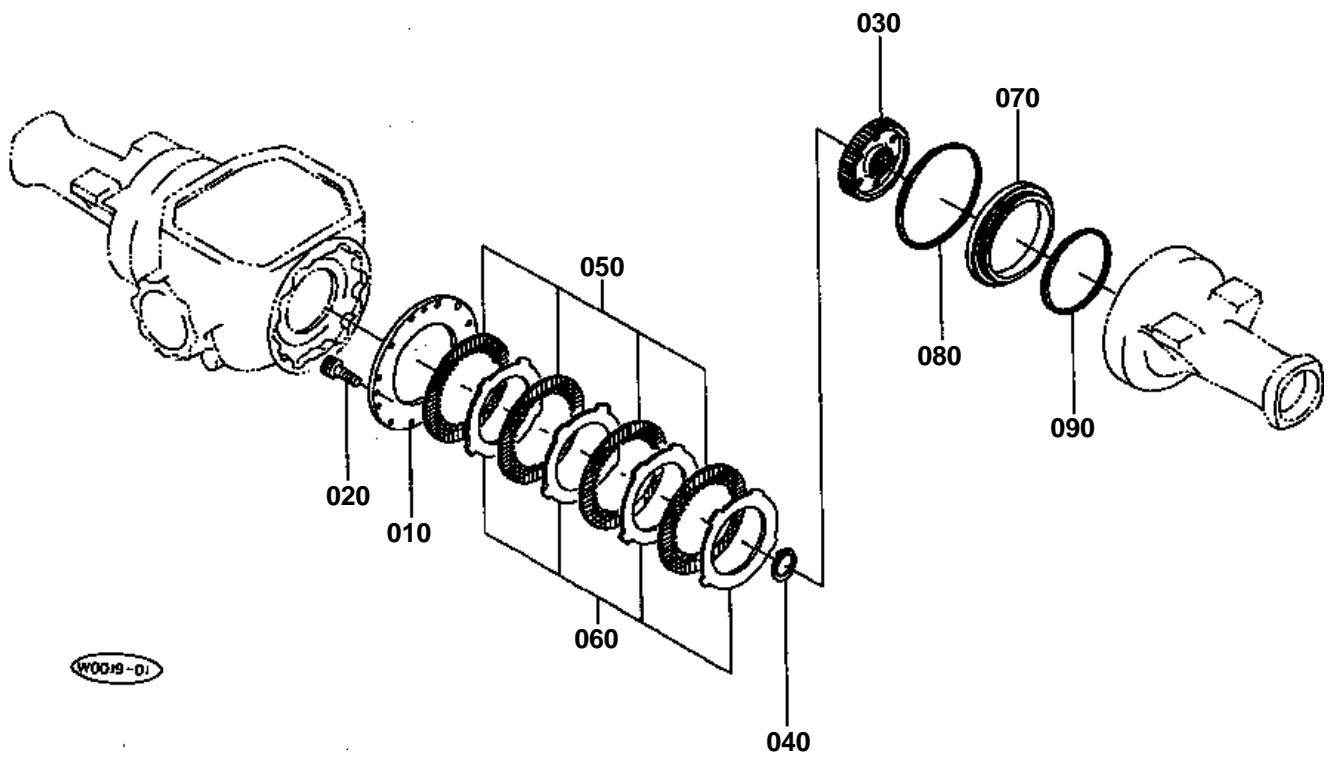
STEERING HANDLE



**STEERING HANDLE**

↔ Interchangeable; ≠ not interchangeable; ← new for old; → old for new

REF.No	Part No.	Description	Q'ty	S.No.	I/C	REMARKS	Weight (kgf)	Weight (lb)
010	68817-34110	POST,STEERING	1	≤20421			3.7	8.14
010	68817-34113	POST,STEERING	1	≥20422	≠	CHANGE	3.65	8.03
020	01123-50820	BOLT	4				0.011	0.0242
030	08101-06904	BEARING,BALL	2	≤20421			0.02	0.044
030	08101-06904	BEARING,BALL	1	≥20422		CHANGE OF QUANTITY	0.02	0.044
040	68811-34120	SEAL,OIL	1				0.015	0.033
050	04611-00370	CIR-CLIP,INTERNAL	1				0.004	0.0088
060	04612-00200	CIR-CLIP,EXTERNAL	1				0.001	0.0022
070	68817-34130	SHAFT,HANDLE	1	≤20421			1	2.2
070	68817-34133	SHAFT,HANDLE	1	≥20422	≠	CHANGE	1.39	3.058
080	05811-00519	KEY,WOODRUFF	1				0.004	0.0088
090	37150-16800	ASSY HANDLE,STRG.	1				2.3	5.06
100	37150-16820	CAP,HANDLE	1				0.026	0.0572
110	02176-50120	NUT	1				0.01	0.022
120	04512-50120	WASHER,SPRING	1				0	0
130	01774-51020	BOLT,FLANGE	4				0	0
140	69201-34540	KNOB,STEERING	1				0.35	0.77
150	68811-34140	COVER	1				1.5	3.3
160	68221-35180	BUSH	2				0.003	0.0066
170	03004-50812	SCREW,WITH WASHER	2				0.008	0.0176
180	04013-50080	WASHER,PLAIN	2				0	0
190	68811-34150	COVER	1				1.03	2.266
200	03004-50612	SCREW,WITH WASHER	4				0.005	0.011
210	01023-50610	BOLT	4				0.005	0.011
220	04013-50060	WASHER,PLAIN	8				0	0
230	68811-34170	PLATE,GUIDE	1				0.22	0.484
240	03004-50616	SCREW,WITH WASHER	4				0.006	0.0132
250	04013-50060	WASHER,PLAIN	4				0	0

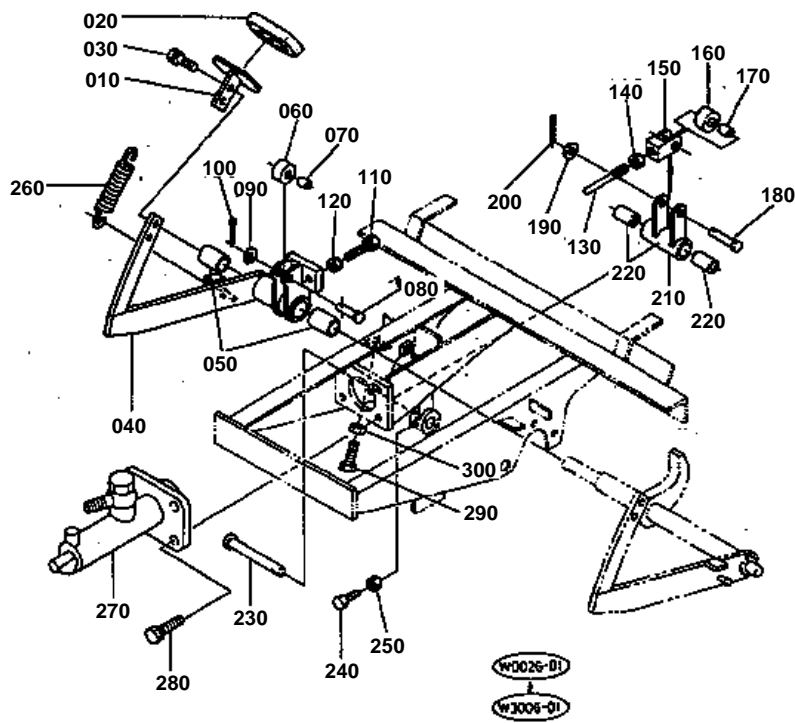


**BRAKE**

↔ Interchangeable; ≠ not interchangeable; ← new for old; → old for new

REF.No	Part No.	Description	Q'ty	S.No.	I/C	REMARKS	Weight (kgf)	Weight (lb)
010	68811-15210	PLATE	2				2.8	6.16
020	01311-10812	BOLT	4				0.009	0.0198
030	68811-15220	GEAR 50	2				1.82	4.004
040	04612-00500	CIR-CLIP,EXTERNAL	2				0.009	0.0198
050	68811-15230	PLATE,FRICTION	8				0.38	0.836
060	68811-15273	PLATE	8				0.38	0.836
070	68811-15240	PISTON	2				1.625	3.575
080	68811-15250	SEAL,BRAKE 1	2				0.02	0.044
090	68811-15260	SEAL,BRAKE 2A	2				0.01	0.022

BRAKE PEDAL

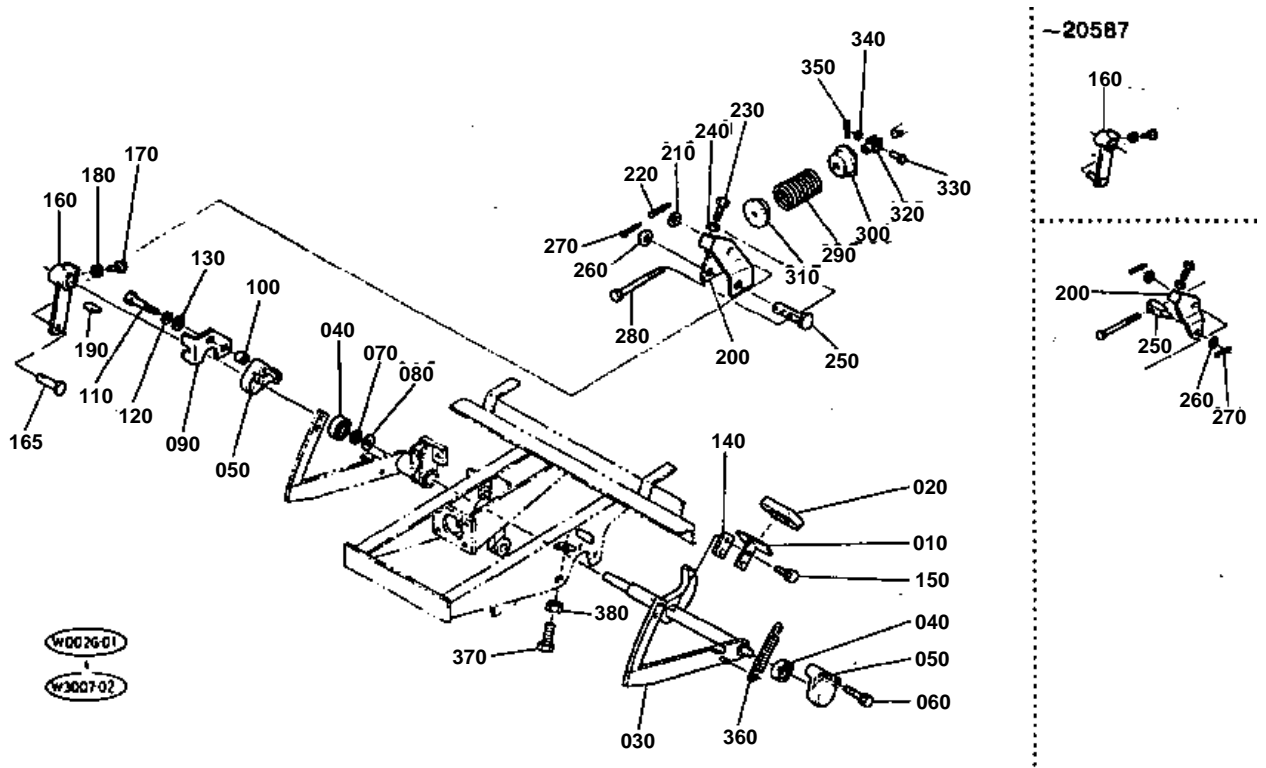


**BRAKE PEDAL**

↔ Interchangeable; ≠ not interchangeable; ← new for old; → old for new

REF.No	Part No.	Description	Q'ty	S.No.	I/C	REMARKS	Weight (kgf)	Weight (lb)
010	68811-32110	PEDAL	1				0.2	0.44
020	68811-32120	PAD	1				0.06	0.132
030	01123-50816	BOLT	2				0.011	0.0242
040	68817-32130	LEVER,BRAKE	1				2.2	4.84
050	08511-02515	BUSH	2				0.012	0.0264
060	68811-32140	ROLLER	1				0.07	0.154
070	08511-01015	BUSH	1				0.009	0.0198
080	05122-51035	PIN,JOINT	1				0.023	0.0506
090	04013-50100	WASHER,PLAIN	1				0	0
100	05511-50318	PIN,SPLIT	1				0.001	0.0022
110	01175-51040	BOLT	1				0.03	0.066
120	02118-50100	NUT	1				0.005	0.011
130	68811-32150	PUSHROD	1	≤20180			0	0
130	68811-32152	PUSHROD	1	≥20181	←	CHANGE	0.05	0.11
140	02116-50100	NUT	1				0.004	0.0088
150	68811-32160	END,FORK	1				0.105	0.231
160	68811-32140	ROLLER	1				0.07	0.154
170	08511-01015	BUSH	1				0.009	0.0198
180	05122-51045	PIN,JOINT	1				0	0
190	04013-50100	WASHER,PLAIN	1				0	0
200	05511-50318	PIN,SPLIT	1				0.001	0.0022
210	68811-32170	LINK	1				0.3	0.66
220	08511-01515	BUSH	2				0.002	0.0044
230	68811-32180	PIN	1				0.15	0.33
240	65072-42140	BOLT,SET	1				0.012	0.0264
250	02114-50080	NUT	1				0.005	0.011
260	68811-32290	SPRING	1				0.04	0.088
270	68811-32200	ASSY CYLINDER,MASTER	1				1.2	2.64
280	01123-50825	BOLT	4				0.013	0.0286
290	01153-50825	BOLT	1				0.012	0.0264
300	02114-50080	NUT	1				0.005	0.011

INCHING PEDAL



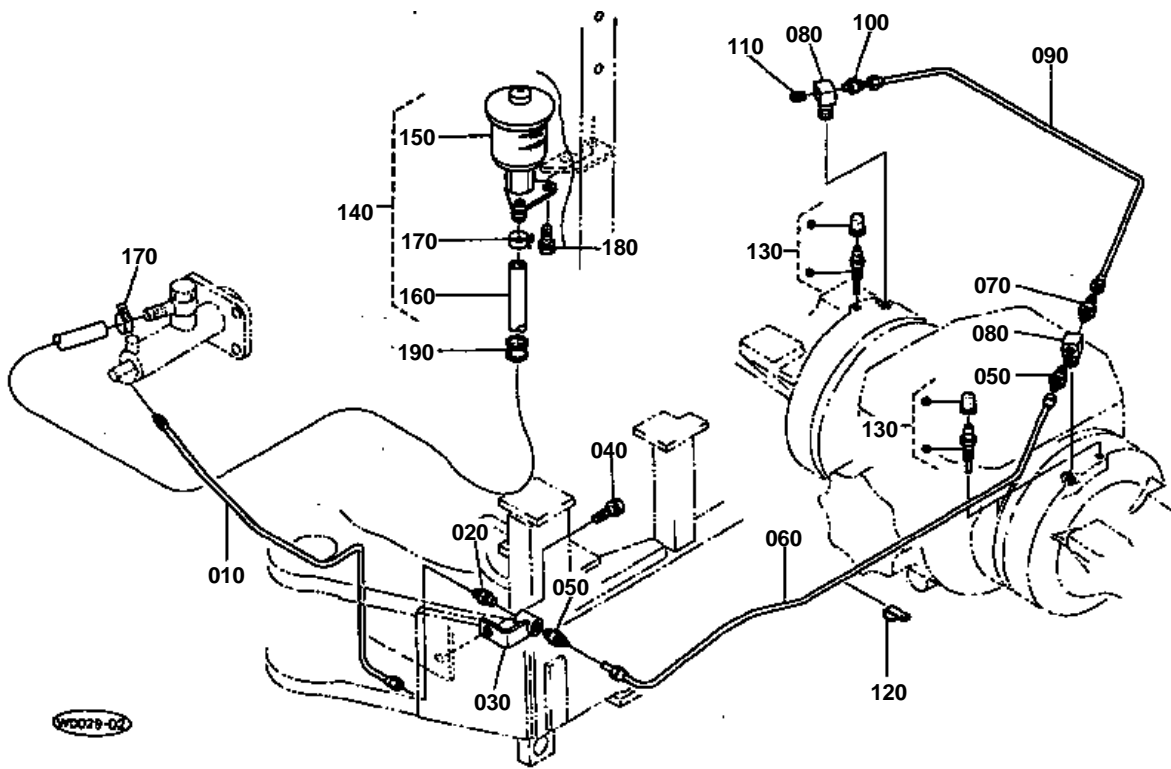


INCHING PEDAL

↔ Interchangeable; ≠ not interchangeable; ← new for old; → old for new

REF.No	Part No.	Description	Q'ty	S.No.	I/C	REMARKS	Weight (kgf)	Weight (lb)
010	68811-32110	PEDAL	1				0.2	0.44
020	68811-32120	PAD	1				0.06	0.132
030	68817-32190	SHAFT,BRAKE PEDAL	1				3.4	7.48
040	08141-06203	BEARING,BALL	2				0.064	0.1408
050	68811-32210	HOLDER,BEARING	2				0.36	0.792
060	01133-51045	BOLT	2				0.034	0.0748
070	68811-32220	WASHER	1				0.001	0.0022
080	04013-50180	WASHER,PLAIN	1				0.015	0.033
090	68811-31180	BRACKET	1				0.1	0.22
100	68811-31160	COLLAR	2				0.025	0.055
110	01173-51065	BOLT	2				0.04	0.088
120	04512-50100	WASHER,SPRING	2				0	0
130	04013-50100	WASHER,PLAIN	2				0	0
140	68811-32520	SPACER	1				0.08	0.176
150	01123-50830	BOLT	2				0.015	0.033
160	68811-32230	LEVER	1	≤20587			0.26	0.572
160	68811-32234	LEVER	1	≥20588	≠	CHANGE	0.3	0.66
165	05122-51030	PIN,JOINT	1	≥20588			0.02	0.044
170	01153-50816	BOLT	1				0.01	0.022
180	02114-50080	NUT	1				0.005	0.011
190	05912-00520	KEY,STRAIGHT	1				0.002	0.0044
200	68811-32242	LEVER	1	≤20587			0.26	0.572
200	68811-32243	LEVER	1	≥20588	≠	CHANGE	0.51	1.122
210	04011-50100	WASHER,PLAIN	2	≤20587			0.002	0.0044
210	04011-50100	WASHER,PLAIN	1	≥20588			0.002	0.0044
220	05511-50318	PIN,SPLIT	1				0.001	0.0022
230	01155-50840	BOLT	1				0.02	0.044
240	02114-50080	NUT	1				0.005	0.011
250	68811-32252	TRUNNION	1	≤20180			0	0
250	68811-32253	TRUNNION	1	≥20181	←	CHANGE	0.07	0.154
250	68811-32255	PIN,JOINT	1	≥20588	≠	CHANGE	0.18	0.396
260	04011-50100	WASHER,PLAIN	1	≤20587			0.002	0.0044
260	04011-50100	WASHER,PLAIN	1	≥20588	↔	CHANGE	0.002	0.0044
270	05511-50318	PIN,SPLIT	1	≤20587			0.001	0.0022
270	05511-50535	PIN,SPLIT	1	≥20588	↔	CHANGE	0.007	0.0154
280	68811-32330	BOLT	1				0.04	0.088
290	68811-32324	SPRING	1				0.1	0.22
300	68811-32262	GUIDE,SPRING	1				0.13	0.286
310	68811-32380	GUIDE,SPRING	1				0.13	0.286
320	68811-32273	END.FORK	1				0.025	0.055
330	05122-50520	PIN,JOINT	1				0.003	0.0066
340	04012-50050	WASHER,PLAIN	1				0.001	0.0022
350	05511-51210	PIN,SPLIT	1				0.001	0.0022
360	68811-32510	SPRING	1				0.07	0.154
370	01153-50825	BOLT	1				0.012	0.0264
380	02114-50080	NUT	1				0.005	0.011

BRAKE PIPING

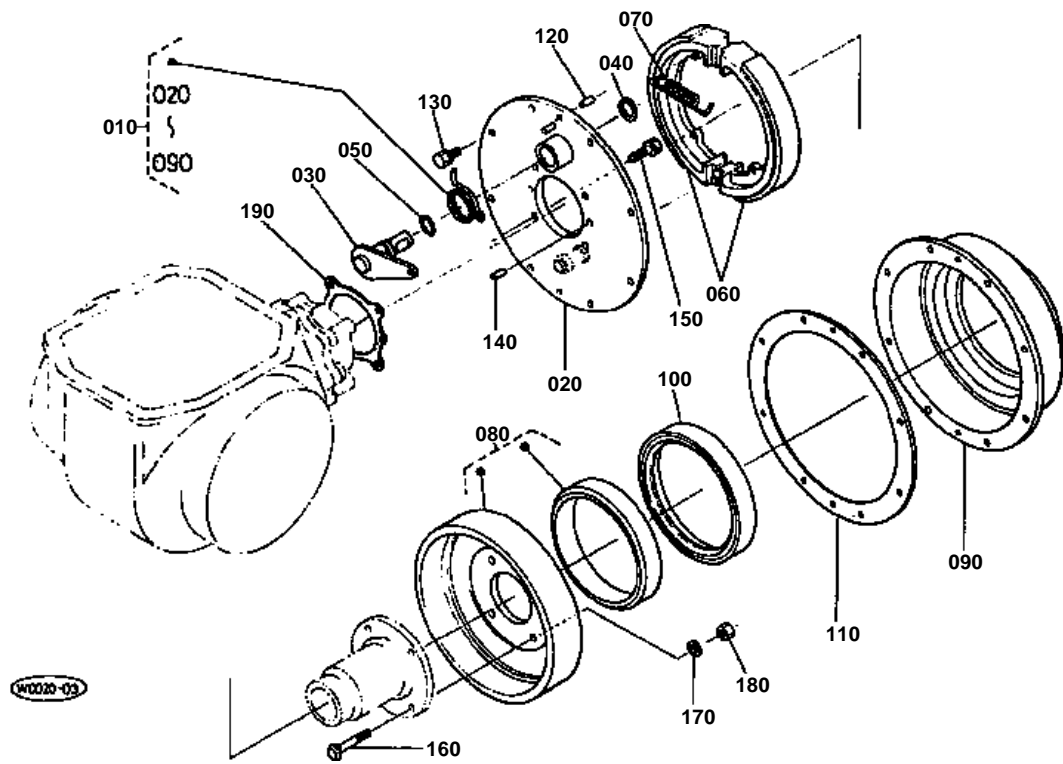


**BRAKE PIPING**

↔ Interchangeable; ≠ not interchangeable; ← new for old; → old for new

REF.No	Part No.	Description	Q'ty	S.No.	I/C	REMARKS	Weight (kgf)	Weight (lb)
010	68811-32710	PIPE,BRAKE	1				0.058	0.1276
020	68551-32280	CONNECTOR	1				0.01	0.022
030	68811-32790	HEADER	1				0.085	0.187
040	01123-50816	BOLT	1				0.011	0.0242
050	68551-32280	CONNECTOR	2				0.01	0.022
060	68817-32750	PIPE,BRAKE	1				0.09	0.198
070	68551-32280	CONNECTOR	1				0.01	0.022
080	68811-32830	ADAPTER	2				0.08	0.176
090	68811-32730	PIPE,BRAKE	1				0.06	0.132
100	68551-32280	CONNECTOR	1				0.01	0.022
110	06312-10010	PLUG	1				0.007	0.0154
120	57351-72320	RETAINER,WIRING	1	≤20401			0.004	0.0088
120	13824-67590	CLAMP,CORD	1	≥20402	←	CHANGE	0.002	0.0044
130	68551-24450	BLEEDER,AIR	2				0.015	0.033
140	68811-32800	ASSY CUP,BRAKE OIL	1				0.45	0.99
150	68811-32860	CUP,OIL	1				0.25	0.55
160	68811-32870	HOSE,BRAKE	1				0.2	0.44
170	68811-32880	CLAMP,HOSE	2				0.005	0.011
180	01123-50816	BOLT	2				0.011	0.0242
190	90407-11210	GROMMET	1				0.006	0.0132

PARKING BRAKE



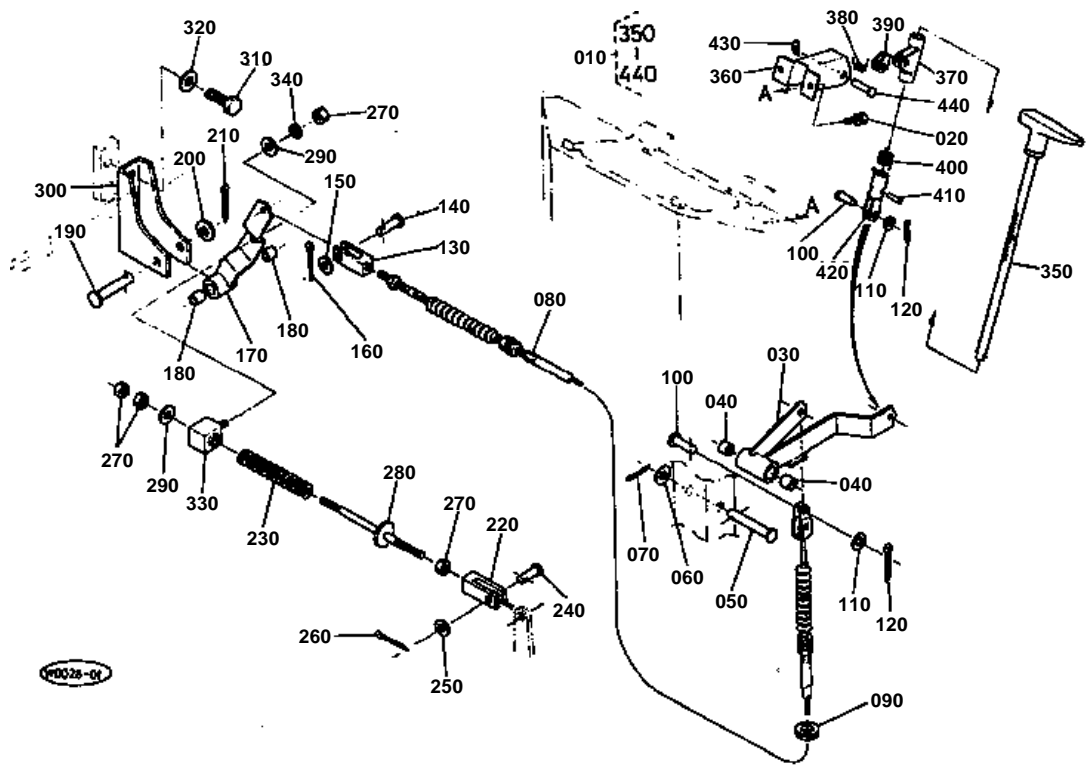


PARKING BRAKE

↔ Interchangeable; ≠ not interchangeable; ← new for old; → old for new

REF.No	Part No.	Description	Q'ty	S.No.	I/C	REMARKS	Weight (kgf)	Weight (lb)
010	68817-15600	ASSY BRAKE,PARKING	1				0	0
020	68817-15610	PLATE,BACK	1				2.4	5.28
030	68817-15630	NAME PLATE,MAIN	1				0.25	0.55
040	04612-00220	CIR-CLIP,EXTERNAL	1				0.001	0.0022
050	04811-00180	O RING	1				0.001	0.0022
060	68817-15640	ASSY SHOE,BRAKE	1				0	0
070	68817-15650	RETURN SPRING	2				0.024	0.0528
080	68817-15700	ASSY DRUM,BRAKE	1				2.66	5.852
090	68817-15680	COVER,BRAKE	1				3.4	7.48
100	09500-01002	SEAL,OIL	1				0.032	0.0704
110	68817-15720	GASKET	1				0.023	0.0506
120	68811-15740	PIN,STRAIGHT	2				0.005	0.011
130	01123-50814	BOLT	8				0	0
140	68811-15740	PIN,STRAIGHT	2				0.005	0.011
150	01133-51016	BOLT	4				0.015	0.033
160	68811-15760	BOLT,REAMER	4				0.05	0.11
170	04512-50120	WASHER,SPRING	4				0	0
180	02176-50120	NUT	4				0.01	0.022
190	68817-15740	GASKET	1				0.006	0.0132

PARKING LEVER

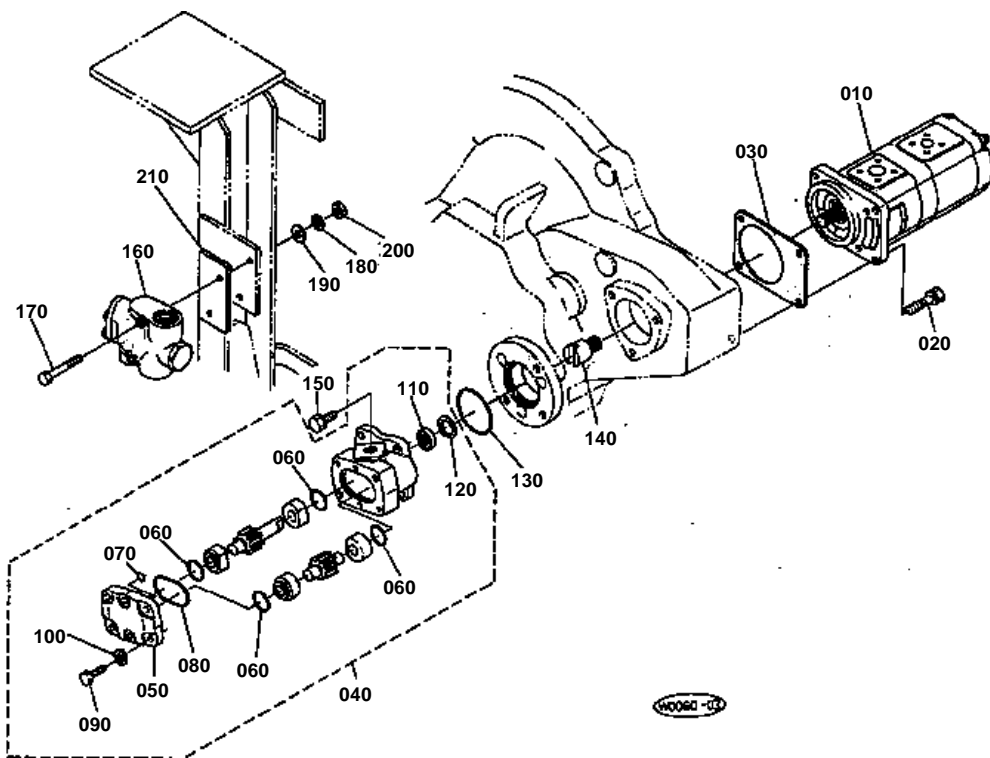


**PARKING LEVER**

↔ Interchangeable; ≠ not interchangeable; ← new for old; → old for new

REF.No	Part No.	Description	Q'ty	S.No.	I/C	REMARKS	Weight (kgf)	Weight (lb)
010	68811-32310	LEVER,PARKING	1				0.5	1.1
020	01123-50814	BOLT	2				0	0
030	68811-32340	LINK	1				0.39	0.858
040	08511-01210	BUSH	2				0.005	0.011
050	05122-51265	PIN,JOINT	1				0.06	0.132
060	04013-50120	WASHER,PLAIN	1				0	0
070	05511-50420	PIN,SPLIT	1				0.002	0.0044
080	68811-32350	CABLE,PARKING	1				0.44	0.968
090	90407-11210	GROMMET	1				0.006	0.0132
100	05122-50816	PIN,JOINT	2				0.007	0.0154
110	04013-50080	WASHER,PLAIN	2				0	0
120	05515-50800	PIN,SNAP	2				0	0
130	68811-35220	END,FORK	1				0.04	0.088
140	05122-50620	PIN,JOINT	1				0.005	0.011
150	04012-50060	WASHER,PLAIN	1				0.001	0.0022
160	05511-51612	PIN,SPLIT	1				0.001	0.0022
170	68811-32423	LEVER	1				0.255	0.561
180	08511-01210	BUSH	2				0.005	0.011
190	05122-51250	PIN,JOINT	1				0.05	0.11
200	04011-50120	WASHER,PLAIN	1				0.005	0.011
210	05511-50425	PIN,SPLIT	1				0.003	0.0066
220	68811-32430	END,FORK R	1				0.06	0.132
230	68551-32150	SPRING	1				0.07	0.154
240	05122-50622	PIN,JOINT	1				0.005	0.011
250	04012-50060	WASHER,PLAIN	1				0.001	0.0022
260	05511-51612	PIN,SPLIT	1				0.001	0.0022
270	02114-50080	NUT	4				0.005	0.011
280	68811-32443	ROD	1				0.085	0.187
290	04013-50080	WASHER,PLAIN	2				0	0
300	68811-32453	BRACKET	1				0.49	1.078
310	01133-51016	BOLT	2				0.015	0.033
320	04013-50100	WASHER,PLAIN	2				0	0
330	68811-32473	SUPPORT,ROD	1				0.135	0.297
340	04512-50080	WASHER,SPRING	1				0	0
350	68811-95110	COMP STEM	1				0.3	0.66
360	68811-95120	BRACKET	1				0.13	0.286
370	68811-95130	GUIDE,TUBE	1				0.03	0.066
380	68811-95140	SPRING	1				0.001	0.0022
390	68811-95150	NAIL	1				0.005	0.011
400	68811-95160	SPRING	1				0.01	0.022
410	68811-95170	PIN	1				0.004	0.0088
420	68811-95180	YOKE	1				0.03	0.066
430	68811-95190	RETAINER,SPRING	1				0.001	0.0022
440	68811-95210	PIN	1				0.015	0.033

HYDRAULIC PUMP



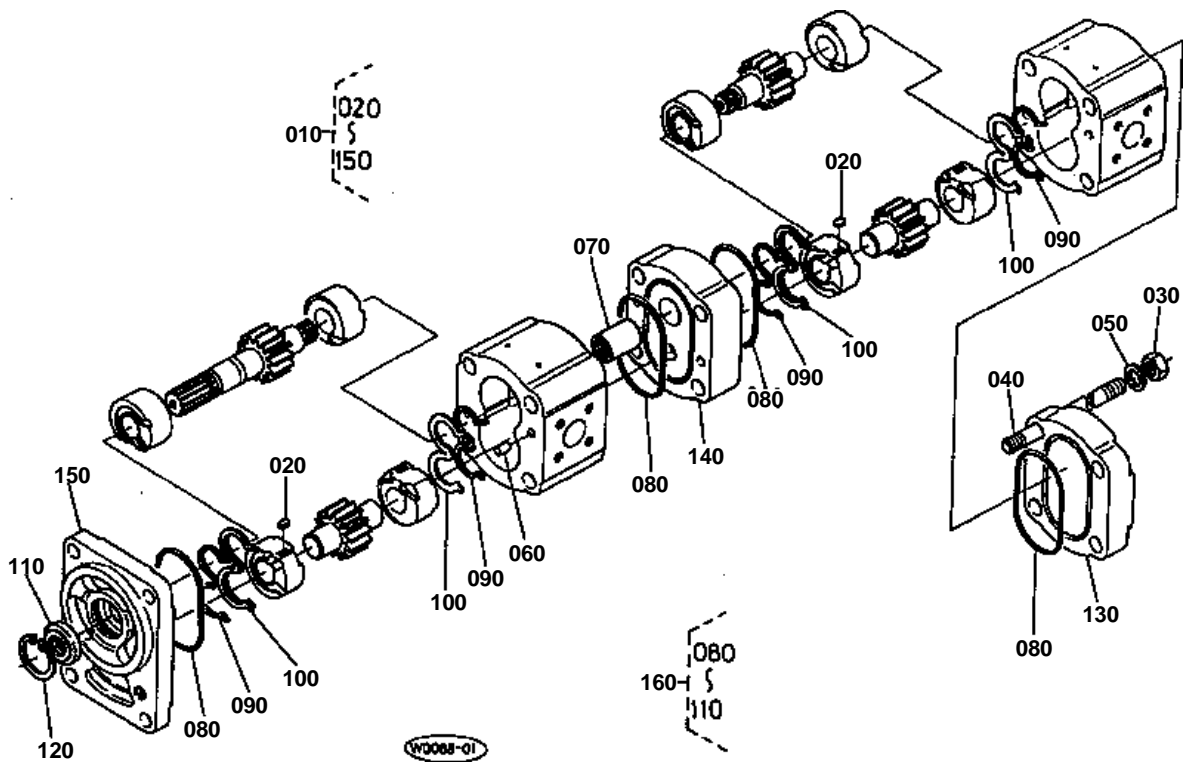


HYDRAULIC PUMP

↔ Interchangeable; ≠ not interchangeable; ← new for old; → old for new

REF.No	Part No.	Description	Q'ty	S.No.	I/C	REMARKS	Weight (kgf)	Weight (lb)
010	68811-61110	PUMP,HYDRAULIC	1				4.6	10.12
020	01123-50825	BOLT	4				0.013	0.0286
030	68811-61130	GASKET	1				0.005	0.011
040	67111-76100	ASSY PUMP,HYDRAULIC	1				0	0
050	67211-76120	COVER	1				0.18	0.396
060	04810-00220	RING	4				0.001	0.0022
070	04810-00050	RING	1				0.001	0.0022
080	04810-50500	RING	1				0.005	0.011
090	67211-76240	BOLT	6				0.014	0.0308
100	04512-50080	WASHER,SPRING	6				0	0
110	31381-76190	SEAL,OIL	1				0.007	0.0154
120	04611-00280	CIR-CLIP,INTERNAL	1				0.002	0.0044
130	04811-10560	RING	1				0.002	0.0044
140	68811-61120	JOINT	1				0.107	0.2354
150	01123-50820	BOLT	3				0.011	0.0242
160	68811-61260	VALVE,FLOW PRIORITY	1				1.8	3.96
170	01053-50660	BOLT	2				0.014	0.0308
180	04512-50060	WASHER,SPRING	2				0	0
190	04013-50060	WASHER,PLAIN	2				0	0
200	02014-50060	NUT	2				0.003	0.0066
210	68811-61270	CUSHION	1			OPTION	0	0

HYDRAULIC PUMP (SECTION PARTS)



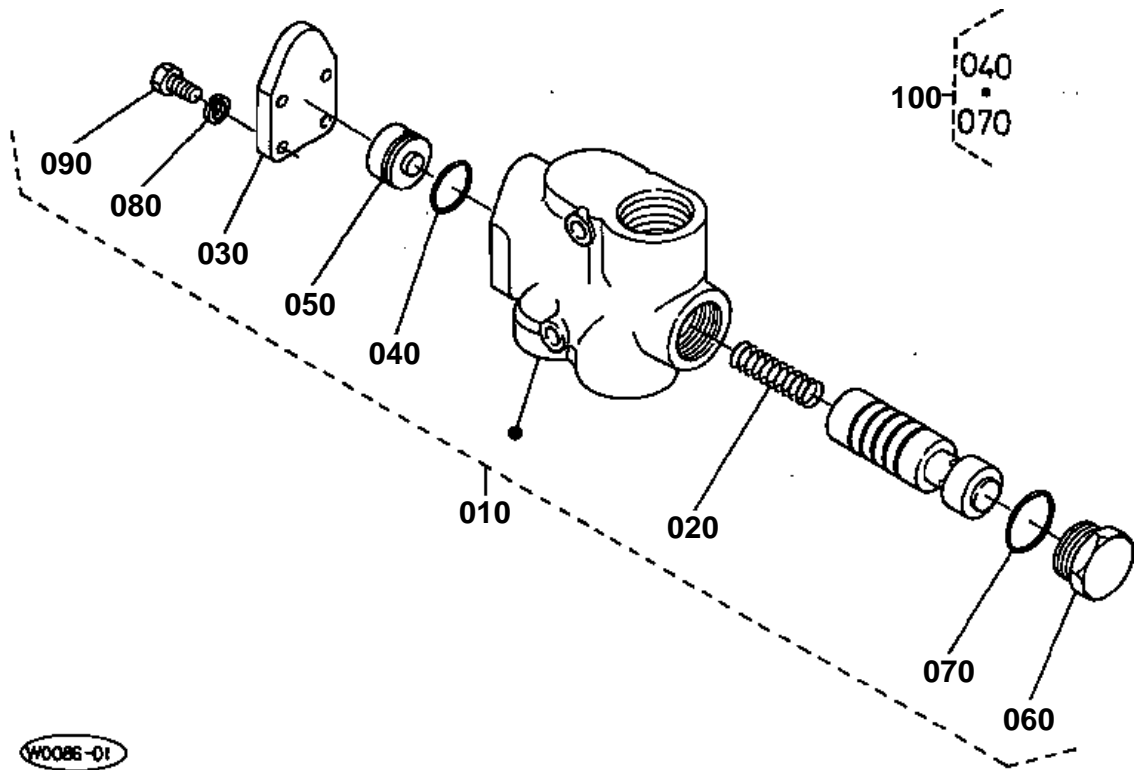


HYDRAULIC PUMP (SECTION PARTS)

↔ Interchangeable; ≠ not interchangeable; ← new for old; → old for new

REF.No	Part No.	Description	Q'ty	S.No.	I/C	REMARKS	Weight (kgf)	Weight (lb)
010	68811-61110	PUMP,HYDRAULIC	1				4.6	10.12
020	68051-91890	KEY	4				0.001	0.0022
030	68051-92090	NUT	4				0.01	0.022
040	68241-91440	STUD BOLT	4				0.08	0.176
050	68741-72250	WASHER	4				0.002	0.0044
060	68271-91240	PIN	8				0.004	0.0088
070	68741-72240	COUPLING	1				0.028	0.0616
080	68051-91910	O RING	4				0.001	0.0022
090	68051-91880	ELEMENT,BACK UP	4				0.001	0.0022
100	68051-91860	ELEMENT,SEAL	4				0.002	0.0044
110	68051-91840	SEAL,OIL	1				0.01	0.022
120	68051-91850	RING,SNAP	1				0.001	0.0022
130	68741-72230	COVER	1				0.39	0.858
140	68741-72220	FLANGE	1				0.49	1.078
150	68741-72210	FLANGE	1				0.457	1.0054
160	68741-91210	ASSY SEAL,GEAR PUMP	1			OPTION	0.03	0.066

FLOW PRIORITY VALVE (SECTION PARTS)



W0086-01

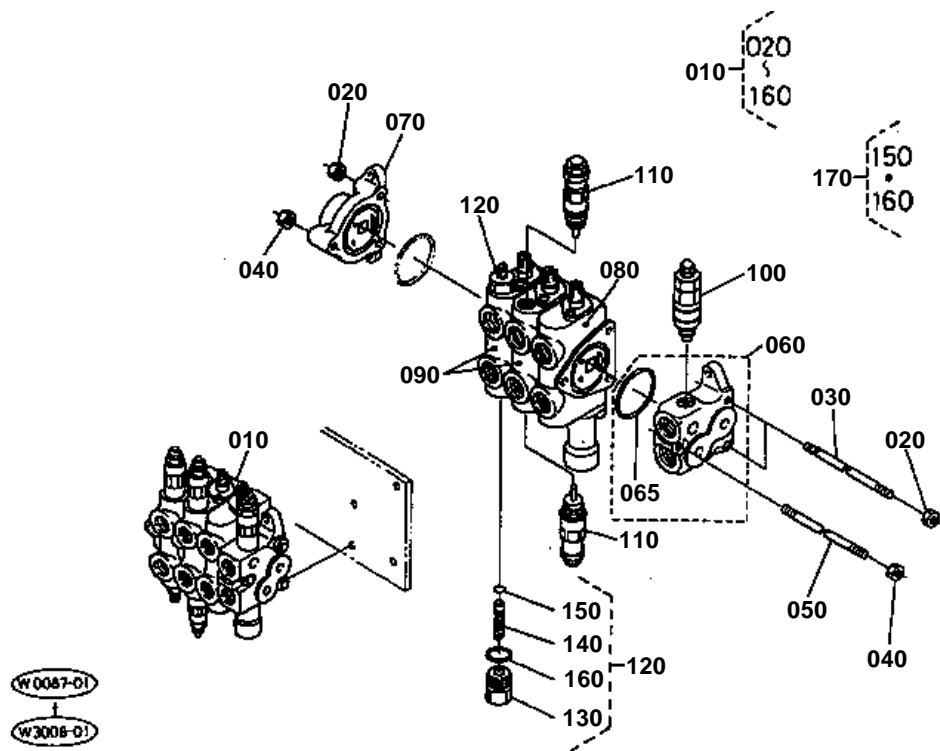


FLOW PRIORITY VALVE (SECTION PARTS)

↔ Interchangeable; ≠ not interchangeable; ← new for old; → old for new

REF.No	Part No.	Description	Q'ty	S.No.	I/C	REMARKS	Weight (kgf)	Weight (lb)
010	68811-61260	VALVE, FLOW PRIORITY	1				1.8	3.96
020	68811-94110	SPRING	1				0.002	0.0044
030	68811-94120	PLATE	1				0.12	0.264
040	68811-94130	O RING	1				0.001	0.0022
050	68811-94140	PLUG	1				0.05	0.11
060	68811-94150	PLUG	1				0.075	0.165
070	68811-94160	O RING	1				0.001	0.0022
080	68811-94170	WASHER, SPRING	4				0.002	0.0044
090	68811-94180	BOLT, HEXAGON	4				0.01	0.022
100	68811-94100	SEAL, KIT	1			OPTION	0.005	0.011

CONTROL VALVE & SECTION PARTS

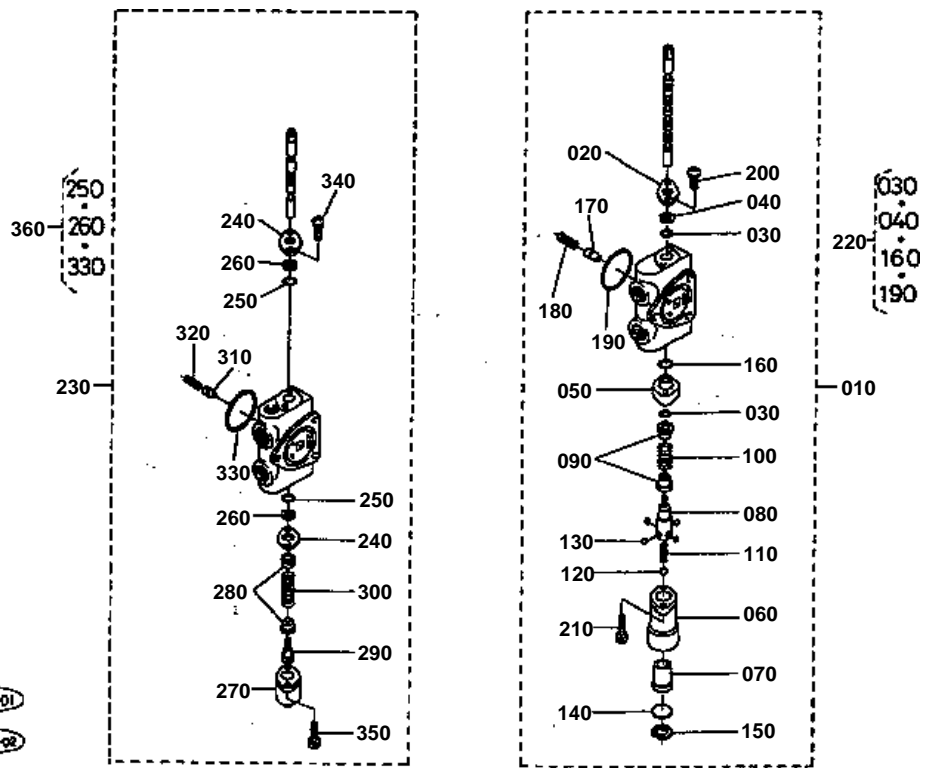


**CONTROL VALVE & SECTION PARTS**

↔ Interchangeable; ≠ not interchangeable; ← new for old; → old for new

REF.No	Part No.	Description	Q'ty	S.No.	I/C	REMARKS	Weight (kgf)	Weight (lb)
010	68811-91000	VALVE,CONTROL	1	<=20290			10	22
010	68811-91002	VALVE,CONTROL	1	>=20291	←	CHANGE	0	0
020	68021-81370	NUT	4				0.005	0.011
030	68131-65230	ROD,TIE	2				0.075	0.165
040	68021-81380	NUT	2				0.01	0.022
050	68131-65220	ROD,TIE	1				0.117	0.2574
060	68741-70110	ASSY SECTION,INLET	1				1.37	3.014
065	68021-81330	O RING	1				0.003	0.0066
070	68811-93940	SECTION,OUTLET	1				1.13	2.486
080	68811-93910	ASSY SECTION,SPOOL	1	<=20290			0	0
080	68811-93912	ASSY SECTION,SPOOL	1	>=20291	←		0	0
090	68811-93880	ASSY SECTION,SPOOL	2	<=20290			0	0
090	68811-93882	ASSY SECTION,SPOOL	2	>=20291	←		0	0
100	68811-94470	VALVE,MAIN RELIEF	1				0.228	0.5016
110	68811-93990	ASSY VALVE RELIEFPOR	2				0.21	0.462
120	68811-93920	ASSY VALVE,SHUT	2				0.092	0.2024
130	68811-94270	PLUG	2				0.052	0.1144
140	68811-94280	POPPET	2				0.038	0.0836
150	68811-94290	O RING	2				0.001	0.0022
160	68741-70560	O RING	2				0.001	0.0022
170	68811-94200	SEAL,KIT	1			OPTION	0.003	0.0066

CONTROL VALVE SPOOL SECTION



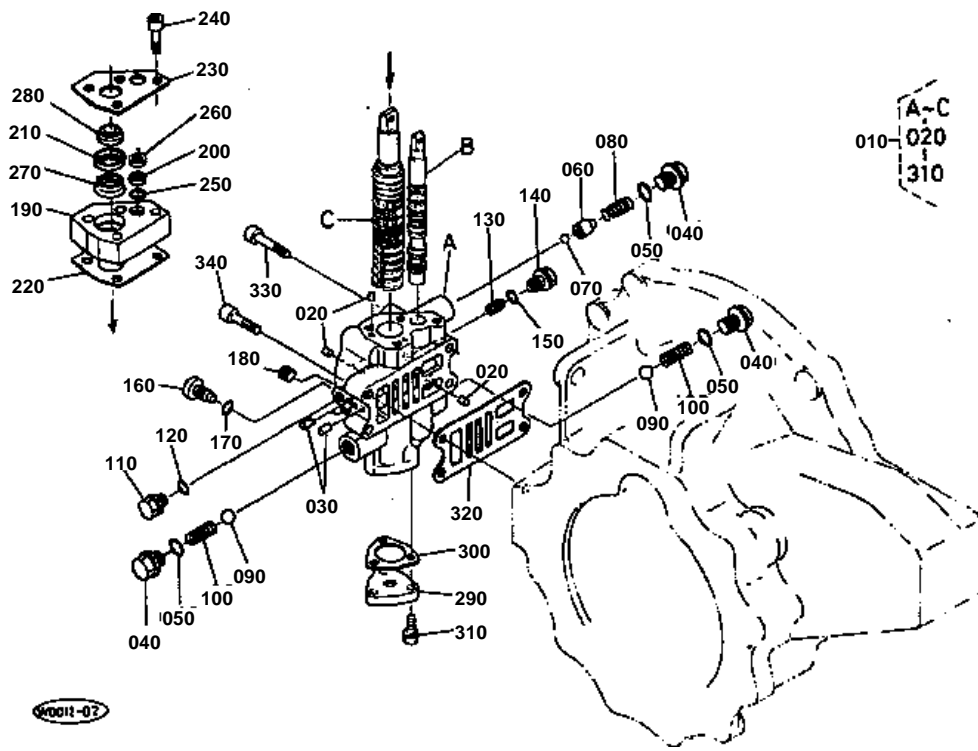


CONTROL VALVE SPOOL SECTION

↔ Interchangeable; ≠ not interchangeable; ← new for old; → old for new

REF.No	Part No.	Description	Q'ty	S.No.	I/C	REMARKS	Weight (kgf)	Weight (lb)
010	68811-93910	ASSY SECTION,SPOOL	1	≤20290			0	0
010	68811-93912	ASSY SECTION,SPOOL	1	≥20291	←		0	0
020	68021-81510	PLATE,SEAL	1				0.012	0.0264
030	68131-65180	O RING	2	≤20290			0.001	0.0022
030	68811-95310	SEAL	2	≥20291	←		0.001	0.0022
040	68021-81460	WIPER	1	≤20290			0.001	0.0022
040	68811-95320	WIPER	1	≥20291	←		0.001	0.0022
050	68811-94310	SPACER	1				0.082	0.1804
060	68811-94320	CAP	1				0.07	0.154
070	68811-94330	SLEEVE	1				0.044	0.0968
080	68811-94340	PIN	1				0.036	0.0792
090	68021-81470	SEAT,SPRING	2				0.005	0.011
100	68811-94350	SPRING	1				0.014	0.0308
110	68811-94360	SPRING	1				0.002	0.0044
120	68811-94370	BALL,STAINLESS	1				0.004	0.0088
130	68811-94380	BALL,STAINLESS	4				0.002	0.0044
140	68811-94390	SPACER	1				0.007	0.0154
150	70726-67200	RING,SNAP	1				0.004	0.0088
160	68761-70280	O RING	1				0.002	0.0044
170	68021-81430	POPPET	1				0.005	0.011
180	68021-81440	SPRING	1				0.002	0.0044
190	68021-81330	O RING	1				0.003	0.0066
200	03004-50610	SCREW,WITH WASHER	2				0.004	0.0088
210	68811-94410	BOLT,SOCKET HEAD	2				0.01	0.022
220	68811-93900	SEAL,KIT	1	≤20290		OPTION	0	0
220	68811-93902	SEAL,KIT	1	≥20291	←	OPTION	0.005	0.011
230	68811-93880	ASSY SECTION,SPOOL	2	≤20290			0	0
230	68811-93882	ASSY SECTION,SPOOL	2	≥20291	←		0	0
240	68021-81510	PLATE,SEAL	4				0.012	0.0264
250	68131-65180	O RING	4	≤20290			0.001	0.0022
250	68811-95310	SEAL	4	≥20291	←		0.001	0.0022
260	68021-81460	WIPER	4	≤20290			0.001	0.0022
260	68811-95320	WIPER	4	≥20291	←		0.001	0.0022
270	68021-81520	CAP	2				0.03	0.066
280	68021-81470	SEAT,SPRING	4				0.005	0.011
290	68021-81480	SCREW,CAP	2				0.01	0.022
300	68741-70520	SPRING	2				0.01	0.022
310	68021-81430	POPPET	2				0.005	0.011
320	68021-81440	SPRING	2				0.002	0.0044
330	68021-81330	O RING	2				0.003	0.0066
340	03004-50610	SCREW,WITH WASHER	4				0.004	0.0088
350	68741-70530	BOLT,SOCKET HEAD	4				0.005	0.011
360	68741-91220	ASSY SEAL,CONTROL	1	≤20290		OPTION	0.001	0.0022
360	68811-93800	ASSY SEAL,CONTROL	1	≥20291	←	CHANGE OPTION	0.002	0.0044

CLUTCH VALVE



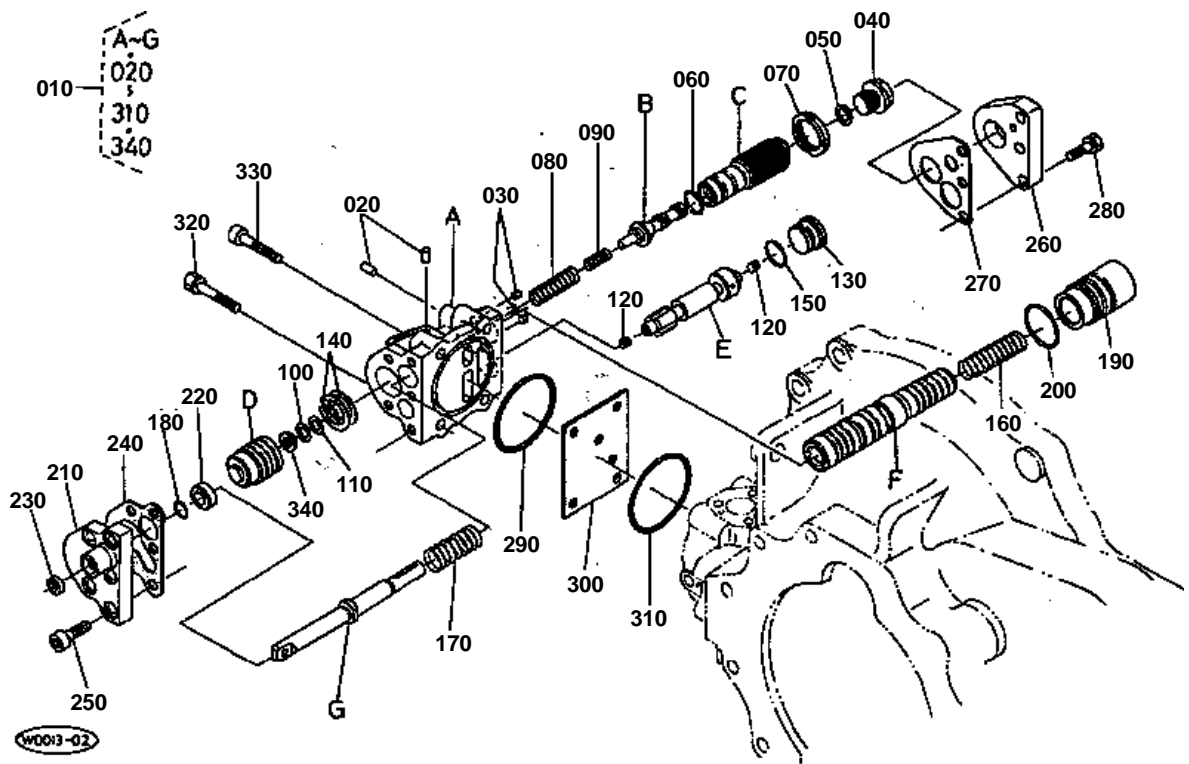


CLUTCH VALVE

↔ Interchangeable; ≠ not interchangeable; ← new for old; → old for new

REF.No	Part No.	Description	Q'ty	S.No.	I/C	REMARKS	Weight (kgf)	Weight (lb)
010	68817-17100	ASSY VALVE,CLUTCH	1				3	6.6
020	68811-16280	PLUG	5				0.002	0.0044
030	68811-17140	PLUG	3				0.002	0.0044
040	68811-17180	PLUG	3				0.025	0.055
050	04811-00100	RING	3				0.001	0.0022
060	68811-17640	GUIDE,BALL	1				0.01	0.022
070	07715-03207	BALL	1				0.001	0.0022
080	68811-16240	SPRING	1				0.002	0.0044
090	07715-01605	BALL	2				0.003	0.0066
100	68811-17240	SPRING	2				0.01	0.022
110	68811-17250	PLUG	1				0.022	0.0484
120	04811-00080	RING	1				0.001	0.0022
130	68811-16610	POPPET	1				0.001	0.0022
140	68811-17270	PLUG	1				0.01	0.022
150	04811-00060	RING	1				0.001	0.0022
160	68811-17210	BOLT	1				0.01	0.022
170	04811-00090	RING	1				0.001	0.0022
180	68171-11170	PLUG	1				0.02	0.044
190	68811-16144	COVER	1				0.25	0.55
200	68811-16720	COLLAR	1				0.005	0.011
210	68811-16130	BUSH	1				0.002	0.0044
220	68811-16150	GASKET	1				0.001	0.0022
230	68811-16710	COVER	1				0.03	0.066
240	01311-10825	BOLT	4				0.02	0.044
250	04811-00120	RING	1				0.001	0.0022
260	68811-16750	SEAL,DUST	1				0.002	0.0044
270	68811-16770	GASKET	1				0.003	0.0066
280	68811-16760	SEAL,DUST	1				0.003	0.0066
290	68811-16220	COVER	1				0.088	0.1936
300	68811-16230	GASKET	1				0.001	0.0022
310	01023-50616	BOLT	3				0.005	0.011
320	68811-17190	GASKET	1				0.001	0.0022
330	01311-10835	BOLT	1				0.02	0.044
340	01311-10825	BOLT	3				0.02	0.044

MODULATION VALVE

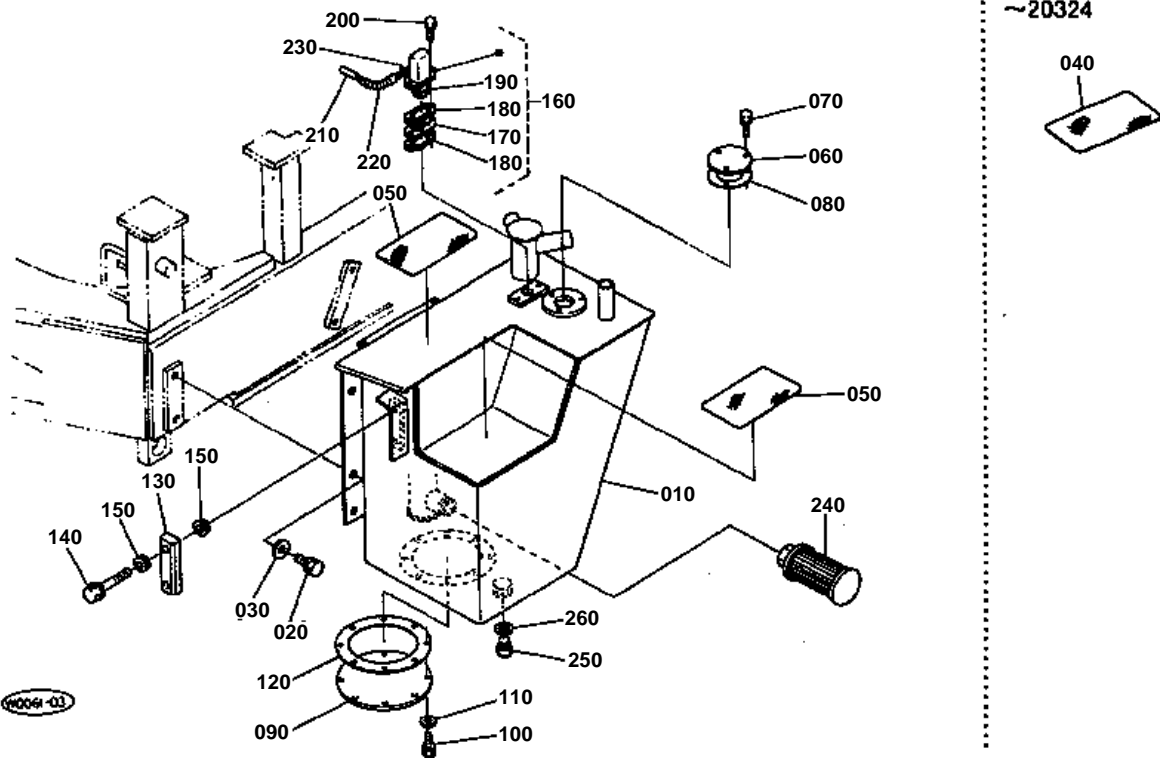


**MODULATION VALVE**

↔ Interchangeable; ≠ not interchangeable; ← new for old; → old for new

REF.No	Part No.	Description	Q'ty	S.No.	I/C	REMARKS	Weight (kgf)	Weight (lb)
010	68811-17010	ASSY VALVE,MODULATIO	1				7.66	16.852
020	68811-17140	PLUG	2				0.002	0.0044
030	68811-16280	PLUG	2				0.002	0.0044
040	68811-17430	PLUG	1				0.04	0.088
050	04717-01320	WASHER,WITH RUBBER	1				0.002	0.0044
060	04811-00160	RING	1				0.001	0.0022
070	02410-00050	NUT,BEARING	1				0.031	0.0682
080	68811-17340	SPRING	1				0.002	0.0044
090	68811-17470	SPRING	1				0.001	0.0022
100	68811-16510	SHIM 1.0	1	≤20180			0.008	0.0176
100	68811-16510	SHIM 1.0	2	>=20181		CHANGE OF QUANTITY	0.008	0.0176
100	68811-16510	SHIM 1.0	3	>=20291		CHANGE OF QUANTITY	0.008	0.0176
110	68811-17520	SHIM 1.5	3				0.001	0.0022
120	03650-50506	SCREW,SET	2				0.001	0.0022
130	68811-17570	PLUG	1				0.028	0.0616
140	68811-17360	CIR-CLIP,INTERNAL	2				0.002	0.0044
150	04811-00160	RING	1				0.001	0.0022
160	68811-17810	SPRING	1				0.002	0.0044
170	68811-17390	SPRING	1				0.018	0.0396
180	04811-06100	RING	1				0.001	0.0022
190	68811-17560	PLUG	1				0.05	0.11
200	04811-10220	RING	1				0.001	0.0022
210	68811-17410	COVER (FRONT)	1				0.33	0.726
220	68811-16430	BUSH	1				0.001	0.0022
230	68811-16440	SEAL,DUST	1				0.001	0.0022
240	68811-17420	GASKET	1				0.001	0.0022
250	01311-10825	BOLT	5				0.02	0.044
260	68811-17460	COVER (REAR)	1				0.27	0.594
270	68811-17450	GASKET	1				0.001	0.0022
280	01023-50622	BOLT	3				0.005	0.011
290	04811-10670	RING	1				0.001	0.0022
300	68811-16580	PLATE	1				0.15	0.33
310	04811-10670	RING	1				0.001	0.0022
320	01123-50840	BOLT	2				0.018	0.0396
330	01311-10835	BOLT	2				0.02	0.044
340	68811-17530	SPACER	1				0.002	0.0044

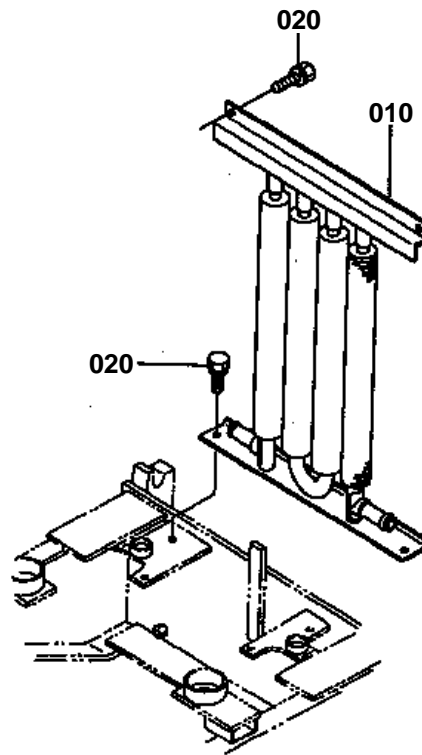
OIL TANK



**OIL TANK**

↔ Interchangeable; ≠ not interchangeable; ← new for old; → old for new

REF.No	Part No.	Description	Q'ty	S.No.	I/C	REMARKS	Weight (kgf)	Weight (lb)
010	68817-62110	TANK,OIL	1				32	70.4
020	01133-51220	BOLT	5				0.04	0.088
030	04013-50120	WASHER,PLAIN	5				0	0
040	68811-51130	STOPPER	1	≤20324		DISCONTINUANCE	0.005	0.011
050	68811-51140	STOPPER	1	≤20324			0.003	0.0066
050	68811-51140	STOPPER	2	≥20325		CHANGE OF QUANTITY	0.003	0.0066
060	68811-62120	COVER,TANK	1				0.2	0.44
070	01023-50616	BOLT	3				0.005	0.011
080	68811-62140	GASKET	1				0.01	0.022
090	68811-62130	COVER,TANK	1				1.11	2.442
100	01133-51020	BOLT	8				0.02	0.044
110	04013-50100	WASHER,PLAIN	8				0	0
120	68811-62150	GASKET	1				0.04	0.088
130	68131-61150	GAUGE,OIL LEVEL	1				0.03	0.066
140	68131-61160	BOLT	2	≤20355			0	0
140	68541-62140	BOLT	2	≥20356	←	CHANGE	0.014	0.0308
150	68131-61280	WASHER,WITH RUBBER	4				0	0
160	68741-62170	ASSY BREATHER	1				0.128	0.2816
170	15241-05140	PLATE,ELEMENT	1				0.009	0.0198
180	15321-05430	GASKET	2				0	0
190	15241-05670	ELEMENT,BREATHER	1				0.008	0.0176
200	01023-50616	BOLT	2				0.005	0.011
210	68241-62130	PIPE	1				0.025	0.055
220	68741-62160	WIRE	1				0.008	0.0176
230	10244-42320	CLIP,PIPE	1				0.001	0.0022
240	68741-62210	STRAINER,SUCTION	1				0.23	0.506
250	06331-35020	PLUG	1				0.068	0.1496
260	04717-02000	WASHER,WITH RUBBER	1				0.004	0.0088



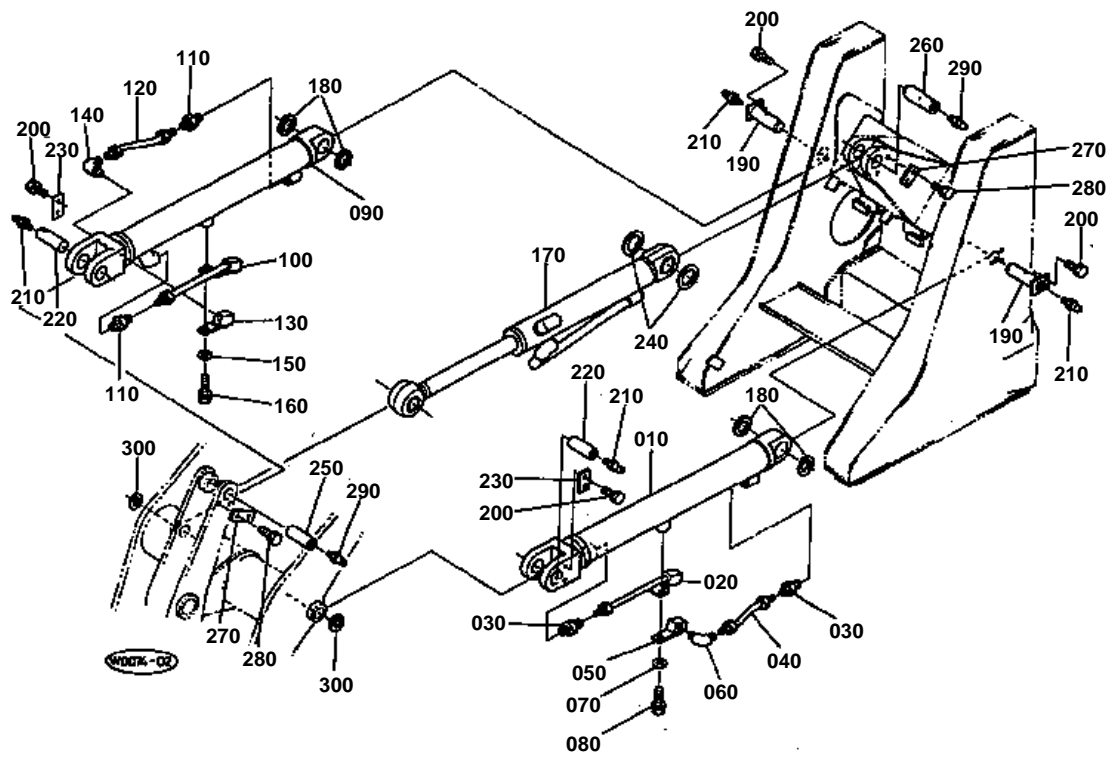


OIL COOLER

↔ Interchangeable; ≠ not interchangeable; ← new for old; → old for new

REF.No	Part No.	Description	Q'ty	S.No.	I/C	REMARKS	Weight (kgf)	Weight (lb)
010	68811-62410	COOLER,OIL	1				5.5	12.1
020	01133-51020	BOLT	4				0.02	0.044

TILT & LIFT CYLINDER



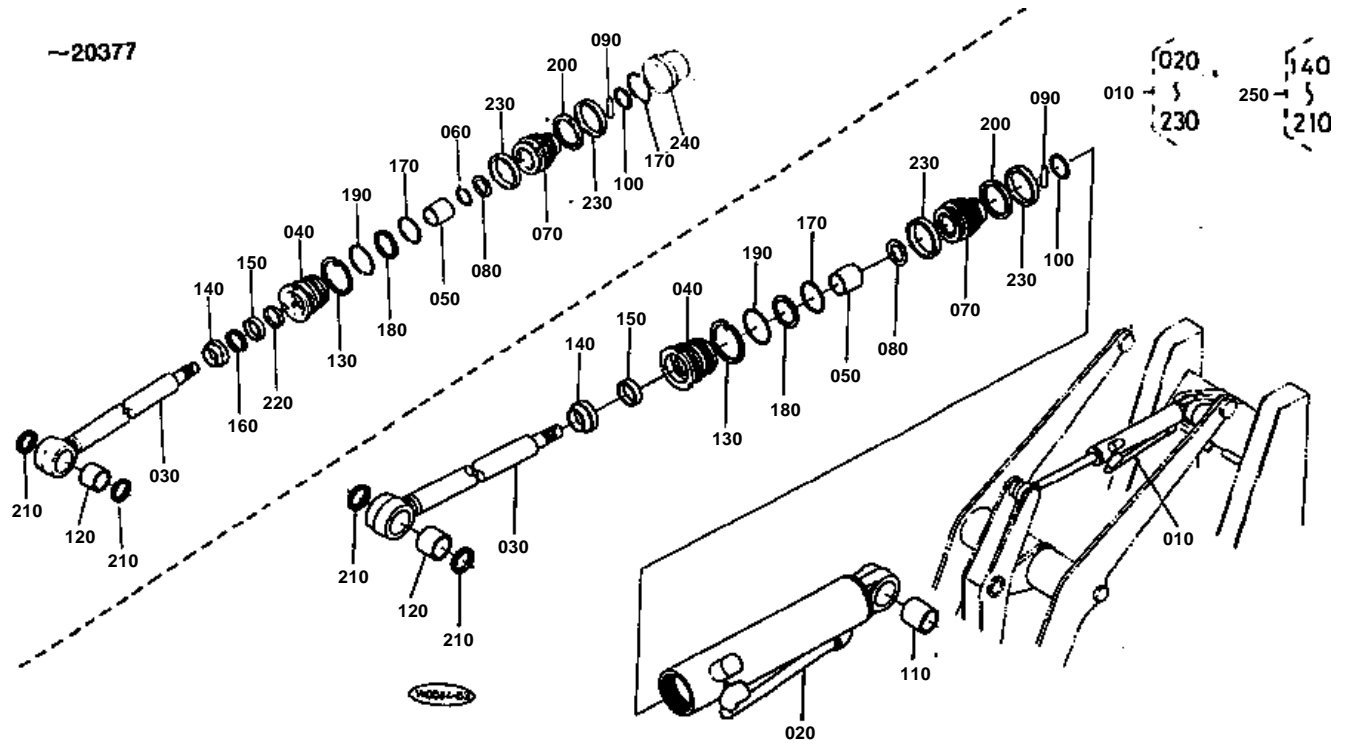


TILT & LIFT CYLINDER

↔ Interchangeable; ≠ not interchangeable; ← new for old; → old for new

REF.No	Part No.	Description	Q'ty	S.No.	I/C	REMARKS	Weight (kgf)	Weight (lb)
010	68811-72513	LIFT CYLINDER LH	1				22	48.4
020	68811-72520	PIPE,HYDRAULIC LH	1				0.34	0.748
030	68741-68410	BODY	2				0	0
040	68811-72330	PIPE,HYDRAULIC	1				0.13	0.286
050	68811-72340	ADAPTER LH	1				0.2	0.44
060	68131-63170	ELBOW,BODY	1				0	0
070	04013-50100	WASHER,PLAIN	1				0	0
080	01133-51035	BOLT	1				0.03	0.066
090	68811-72552	LIFT CYLINDER RH	1				20	44
100	68811-72530	PIPE,HYDRAULIC RH	1				0.35	0.77
110	68741-68410	BODY	2				0	0
120	68811-72330	PIPE,HYDRAULIC	1				0.13	0.286
130	68811-72350	ADAPTER RH	1				0.2	0.44
140	68131-63170	ELBOW,BODY	1				0	0
150	04013-50100	WASHER,PLAIN	1				0	0
160	01133-51035	BOLT	1				0.03	0.066
170	68811-72610	CYLINDER TILT	1	<=20377			24.4	53.68
170	68811-72614	CYLINDER TILT	1	>=20378	≠	CHANGE	21.5	47.3
180	68741-66860	SHIM	4				0.02	0.044
190	68817-72120	PIN	2				0.94	2.068
200	01133-51020	BOLT	8				0.02	0.044
210	06613-10010	NIPPLE,GREASE	4				0.006	0.0132
220	68811-72130	PIN	2				0.68	1.496
230	69201-71240	PLATE,KEY	2				0.05	0.11
240	68131-67720	SHIM	4				0.024	0.0528
250	68811-71260	PIN	1				1.35	2.97
260	68817-71260	PIN	1				1.05	2.31
270	68811-71240	PLATE,KEY	2				0.1	0.22
280	01133-51020	BOLT	4				0.02	0.044
290	06613-10010	NIPPLE,GREASE	2				0.006	0.0132
300	68741-66860	SHIM	4				0.02	0.044

TILT CYLINDER (SECTION PARTS)



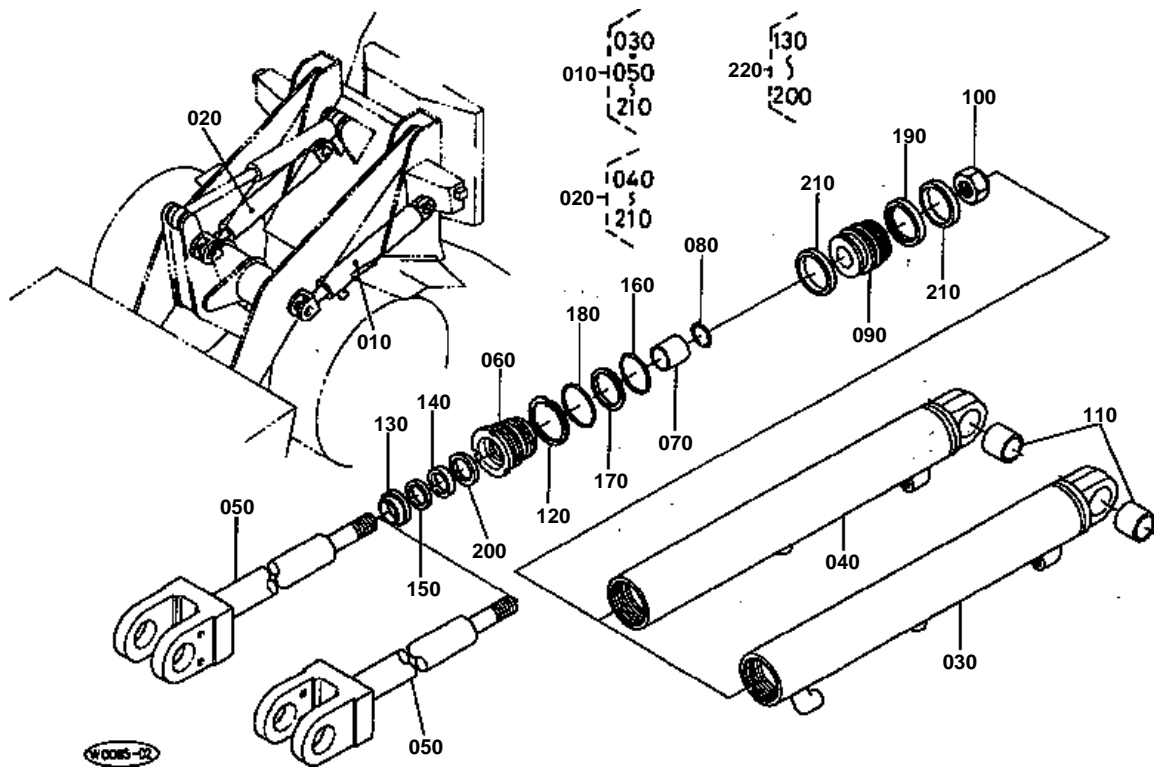


TILT CYLINDER (SECTION PARTS)

↔ Interchangeable; ≠ not interchangeable; ← new for old; → old for new

REF.No	Part No.	Description	Q'ty	S.No.	I/C	REMARKS	Weight (kgf)	Weight (lb)
010	68811-72610	CYLINDER,TILT	1	<=20377			24.4	53.68
010	68811-72614	CYLINDER,TILT	1	>=20378	≠	CHANGE	21.5	47.3
020	68811-94830	ASSY TUBE,CYLINDER	1	<=20377			11	24.2
020	68811-94880	ASSY TUBE,CYLINDER	1	>=20378	≠	CHANGE	9.58	21.076
030	68811-94860	ASSY ROD,PISTON	1	<=20377			8.4	18.48
030	68811-94862	ASSY ROD,PISTON	1	>=20378	≠	CHANGE	9	19.8
040	68741-71130	CYLINDER HEAD	1	<=20377			1.33	2.926
040	68761-72630	CYLINDER HEAD	1	>=20378	≠		1.41	3.102
050	68021-71180	BUSH	1				0.065	0.143
060	68741-71470	RING,SNAP	1	<=20377		DISCONTINUANCE	0.003	0.0066
070	68731-72610	PISTON	1				1.24	2.728
080	68741-71540	SHIM,SET	1				0.007	0.0154
090	68741-71170	PIN	1				0.003	0.0066
100	68741-71180	RING,SNAP	1				0.003	0.0066
110	68811-93520	BUSH,PIN	1				0.26	0.572
120	68811-93530	BUSH,PIN	1				0.198	0.4356
130	68741-71190	WASHER,LOCK	1				0.014	0.0308
140	68811-93130	RING,WIPER	1	<=20377			0.02	0.044
140	68741-71210	RING,WIPER	1	>=20378		CHANGE	0.02	0.044
150	68741-71220	U-RING	1	<=20377			0.01	0.022
150	68111-92140	U-RING	1	>=20378		CHANGE	0.02	0.044
160	68741-71230	RING,BACK UP	1	<=20377		DISCONTINUANCE	0.03	0.066
170	68021-71460	O RING	1	<=20377			0.008	0.0176
170	69201-91370	O RING	1	>=20378		CHANGE	0.001	0.0022
180	68741-71250	RING,BACK UP	1	<=20377			0.003	0.0066
180	68811-95410	RING,BACK UP	1	>=20378			0.001	0.0022
190	04810-50700	O RING	1				0.002	0.0044
200	68741-71270	ASSY RING,SEAL	1				0.01	0.022
210	68811-93540	RING,WIPER	2				0.016	0.0352
220	68741-71240	RING,BAFA	1	<=20377		DISCONTINUANCE	0.01	0.022
230	68741-71280	RING,SLIDE	2				0.03	0.066
240	68811-94840	SPACER	1	<=20377		DISCONTINUANCE	1.32	2.904
250	68811-93070	KIT SEAL,TILT CYL.	1			OPTION	0.05	0.11

LIFT CYLINDER (SECTION PARTS)



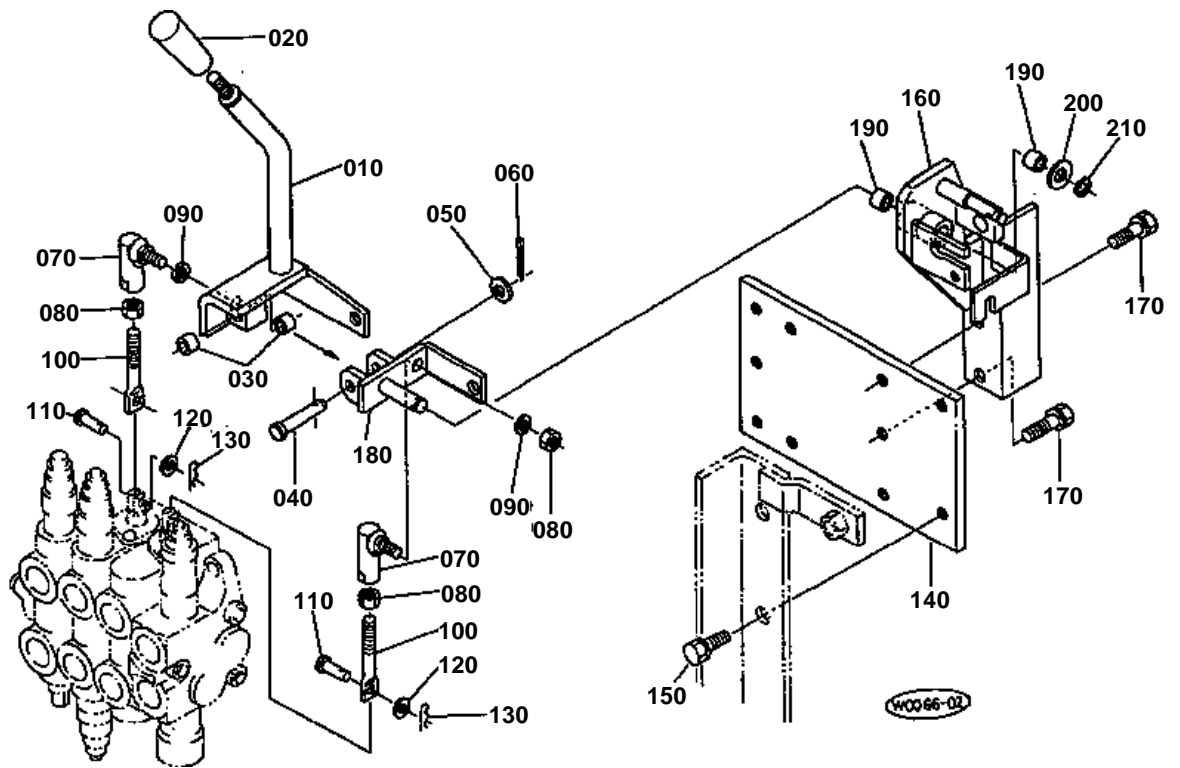


LIFT CYLINDER (SECTION PARTS)

↔ Interchangeable; ≠ not interchangeable; ← new for old; → old for new

REF.No	Part No.	Description	Q'ty	S.No.	I/C	REMARKS	Weight (kgf)	Weight (lb)
010	68811-72513	CYLINDER,HIGHT LIFT	1				22	48.4
020	68811-72553	CYLINDER,HIGHT LIFT	1				21	46.2
030	68811-94822	ASSY TUBE,CYLINDER	1				0	0
040	68811-94812	ASSY TUBE,CYLINDER	1				10.8	23.76
050	68811-93750	ASSY ROD,PISTON	1				8.8	19.36
060	68811-93760	CYLINDER HEAD	1				1.3	2.86
070	68021-71180	BUSH	1				0.065	0.143
080	68741-71470	RING,SNAP	1				0.003	0.0066
090	68811-93770	PISTON	1				0.736	1.6192
100	68021-71330	U-NUT	1				0.16	0.352
110	68811-93610	BUSH,PIN	1				0.18	0.396
120	68021-71450	WASHER,LOCK	1				0.015	0.033
130	68811-93130	RING,WIPER	1				0.02	0.044
140	68741-71220	U-RING	1				0.01	0.022
150	68741-71230	RING,BACK UP	1				0.03	0.066
160	68811-93670	O RING	1				0.003	0.0066
170	68811-93790	RING,BACK UP	1				0.001	0.0022
180	69201-91370	O RING	1				0.001	0.0022
190	68811-93810	ASSY RING,SEAL	1				0.015	0.033
200	68741-71240	RING,BAFA	1				0.01	0.022
210	68811-93820	RING,SLIDE	2				0.02	0.044
220	68811-93090	SEAL,KIT	1			OPTION	0.06	0.132

CONTROL LEVER (SHOVEL)



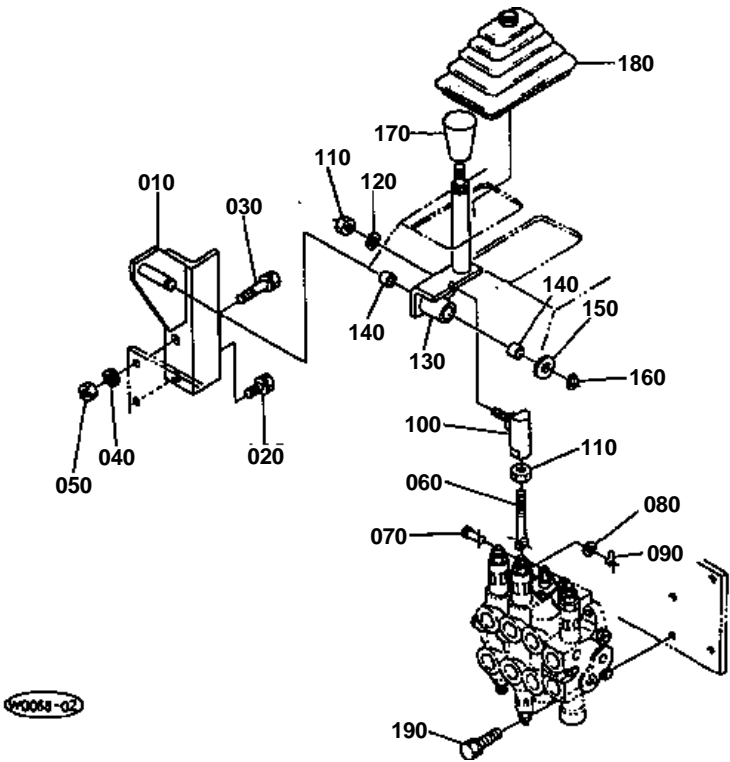


CONTROL LEVER (SHOVEL)

↔ Interchangeable; ≠ not interchangeable; ← new for old; → old for new

REF.No	Part No.	Description	Q'ty	S.No.	I/C	REMARKS	Weight (kgf)	Weight (lb)
010	68811-65110	LEVER,CONTROL	1				0.61	1.342
020	63633-41260	GRIP	1				0.037	0.0814
030	68221-35180	BUSH	2				0.003	0.0066
040	68811-65230	PIN,JOINT	1				0.03	0.066
050	04011-50100	WASHER,PLAIN	1				0.002	0.0044
060	05511-50318	PIN,SPLIT	1				0.001	0.0022
070	35820-29500	END,ROD	2				0.07	0.154
080	02114-50080	NUT	3				0.005	0.011
090	04512-50080	WASHER,SPRING	2				0	0
100	68811-65120	ROD	2				0.02	0.044
110	68021-32790	PIN	2				0.004	0.0088
120	04012-50050	WASHER,PLAIN	2				0.001	0.0022
130	05525-50500	PIN,SNAP	2				0	0
140	68811-65130	PLATE	1				2.21	4.862
150	01133-51025	BOLT	2	<=20016			0.023	0.0506
150	01133-51025	BOLT	1	>=20017		CHANGE OF QUANTITY	0.023	0.0506
160	68811-65180	BRACKET,HANDLE	1				1.1	2.42
170	01133-51016	BOLT	2				0.015	0.033
180	68811-65140	PIN	1				0.22	0.484
190	08511-01210	BUSH	2				0.005	0.011
200	04011-50120	WASHER,PLAIN	1				0.005	0.011
210	04613-00100	CIR-CLIP,EXTERNAL	1				0.001	0.0022

CONTROL LEVER (S/P)

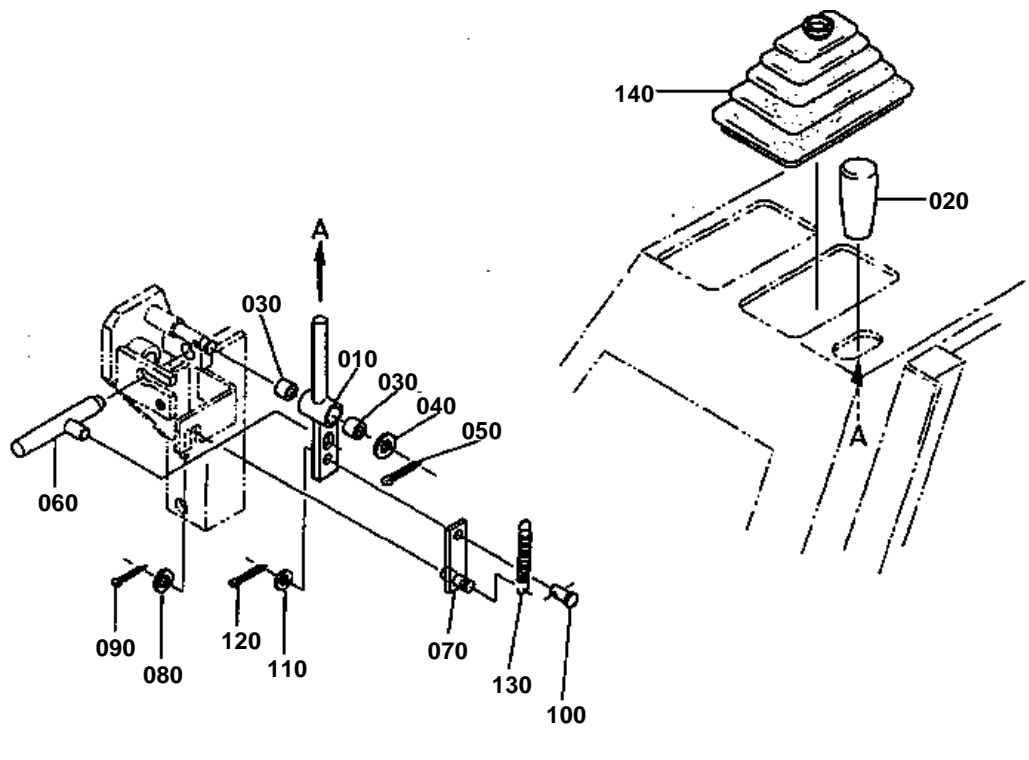


**CONTROL LEVER (S/P)**

↔ Interchangeable; ≠ not interchangeable; ← new for old; → old for new

REF.No	Part No.	Description	Q'ty	S.No.	I/C	REMARKS	Weight (kgf)	Weight (lb)
010	68811-91110	BRACKET,HANDLE	1				0.725	1.595
020	01133-51016	BOLT	1				0.015	0.033
030	01133-51040	BOLT	1				0.03	0.066
040	04512-50100	WASHER,SPRING	1				0	0
050	02118-50100	NUT	1				0.005	0.011
060	68811-65120	ROD	1				0.02	0.044
070	68021-32790	PIN	1				0.004	0.0088
080	04012-50050	WASHER,PLAIN	1				0.001	0.0022
090	05525-50500	PIN,SNAP	1				0	0
100	35820-29500	END,ROD	1				0.07	0.154
110	02114-50080	NUT	2				0.005	0.011
120	04512-50080	WASHER,SPRING	1				0	0
130	68811-91120	LEVER,CONTROL	1				0.355	0.781
140	08511-01210	BUSH	2				0.005	0.011
150	04011-50120	WASHER,PLAIN	1				0.005	0.011
160	04613-00100	CIR-CLIP,EXTERNAL	1				0.001	0.0022
170	63633-41260	GRIP	1				0.037	0.0814
180	68748-65590	RUBBER,BELLOWS	1				0.07	0.154
190	01133-51030	BOLT	2				0.025	0.055

SAFETY ROCK LEVER

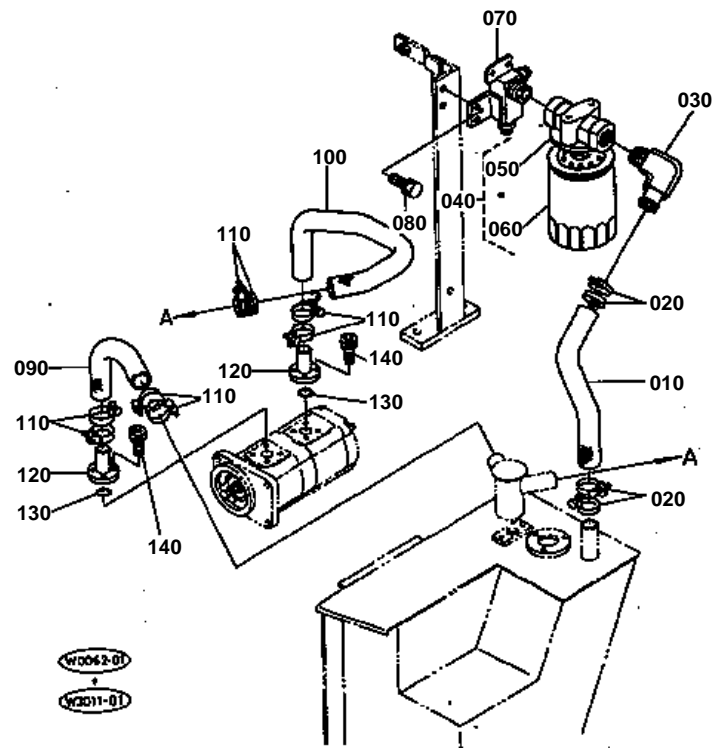




SAFETY ROCK LEVER

↔ Interchangeable; ≠ not interchangeable; ← new for old; → old for new

REF.No	Part No.	Description	Q'ty	S.No.	I/C	REMARKS	Weight (kgf)	Weight (lb)
010	68811-65150	HANDLE,LOCK	1				0.12	0.264
020	37150-24560	GRIP,LEVER	1				0.018	0.0396
030	68221-35180	BUSH	2				0.003	0.0066
040	04011-50100	WASHER,PLAIN	1				0.002	0.0044
050	05511-50318	PIN,SPLIT	1				0.001	0.0022
060	68811-65160	STOPPER	1				0.106	0.2332
070	68811-65190	LINK	1				0.04	0.088
080	04012-50080	WASHER,PLAIN	1				0.001	0.0022
090	05511-50215	PIN,SPLIT	1				0.001	0.0022
100	05112-50616	PIN,JOINT	1				0.004	0.0088
110	04012-50060	WASHER,PLAIN	1				0.001	0.0022
120	05511-51610	PIN,SPLIT	1				0.001	0.0022
130	68811-65170	SPRING	1				0.008	0.0176
140	68748-65590	RUBBER,BELLOWS	1				0.07	0.154



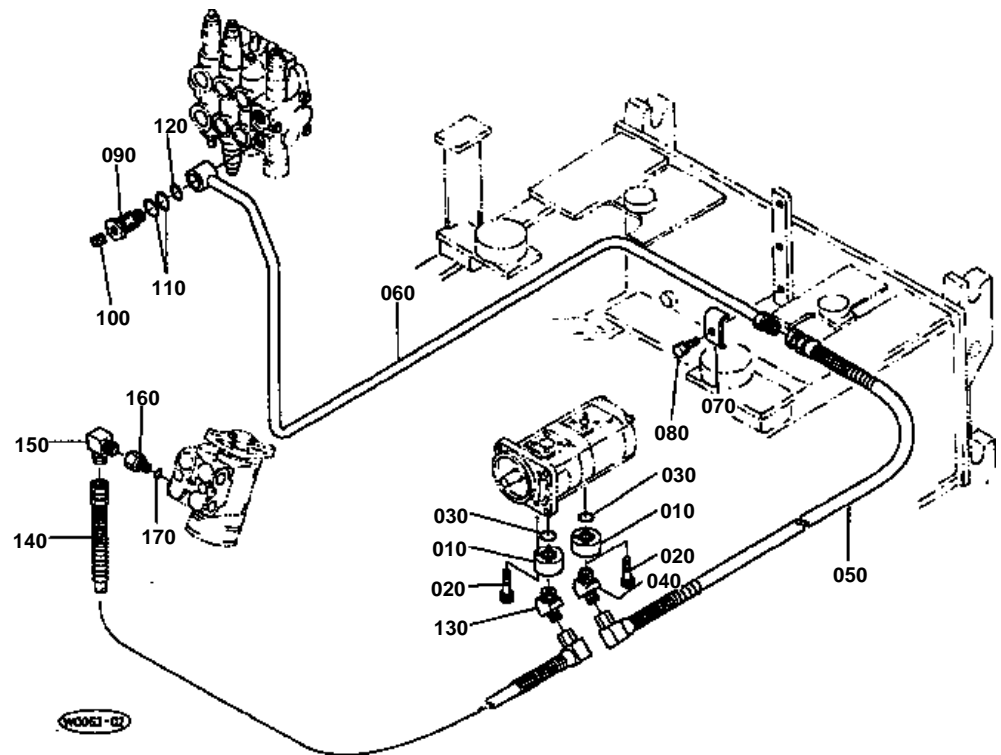


OIL PIPING (SUCTION, FILTER)

↔ Interchangeable; ≠ not interchangeable; ← new for old; → old for new

REF.No	Part No.	Description	Q'ty	S.No.	I/C	REMARKS	Weight (kgf)	Weight (lb)
010	68811-62210	HOSE,RETURN	1				0.22	0.484
020	15231-72780	BAND	4				0.022	0.0484
030	68551-63540	PIPE,RETURN	1				0.47	1.034
040	68131-62010	ASSY FILTER	1				0.85	1.87
050	68131-62120	BODY,FILTER	1				0.315	0.693
060	68131-62130	CARTRIDGE,FILTER	1				0.57	1.254
070	68811-62220	JOINT,FILTER	1				1.29	2.838
080	01133-51025	BOLT	2				0.023	0.0506
090	68811-63110	HOSE,SUCTION 1	1				0.18	0.396
100	68811-63130	HOSE,SUCTION 2	1				0.35	0.77
110	15231-72780	BAND	8				0.022	0.0484
120	68811-63120	CONNECTOR,INLET	2				0.25	0.55
130	04810-00220	RING	2				0.001	0.0022
140	01311-10620	BOLT	8				0.012	0.0264

OIL PIPING (DELIVERY)

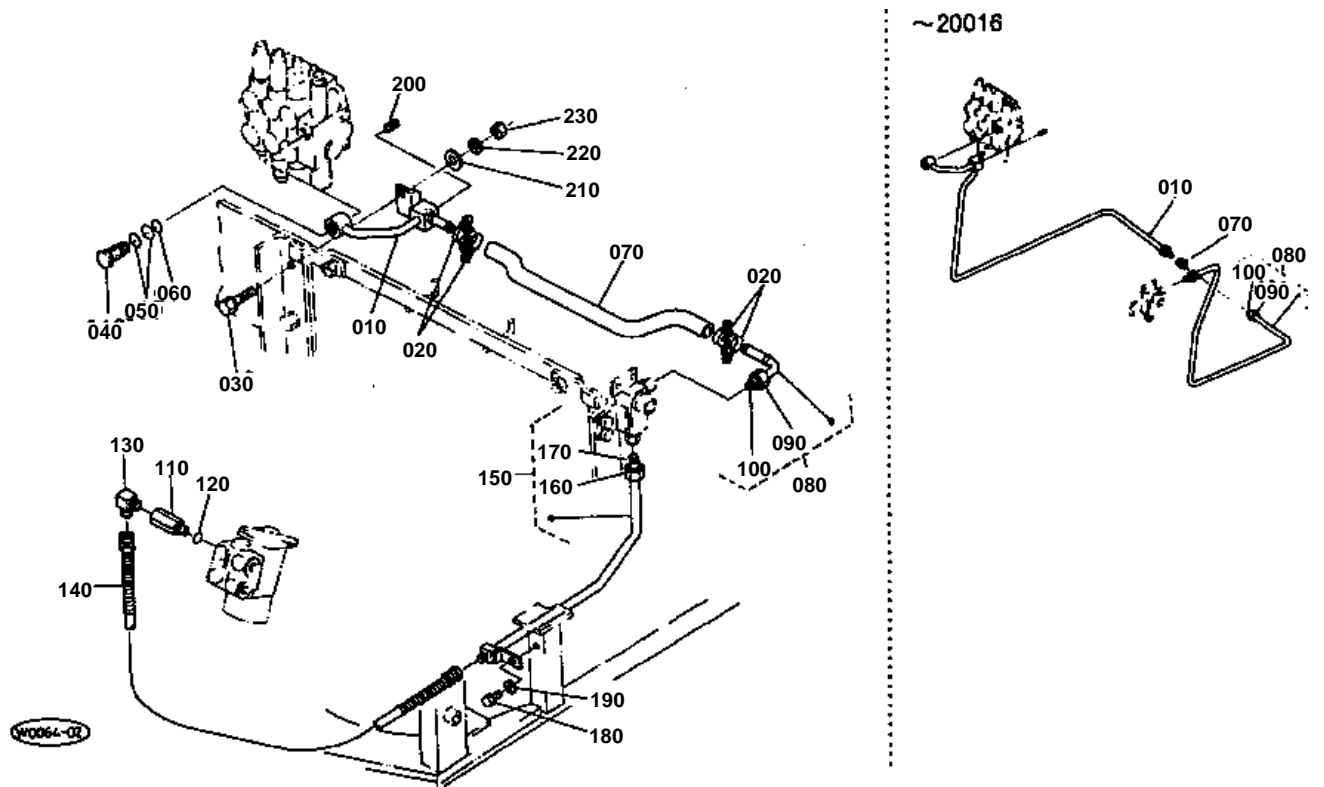


**OIL PIPING (DELIVERY)**

↔ Interchangeable; ≠ not interchangeable; ← new for old; → old for new

REF.No	Part No.	Description	Q'ty	S.No.	I/C	REMARKS	Weight (kgf)	Weight (lb)
010	68811-63310	ADAPTER	2				0.26	0.572
020	01311-10630	BOLT	6				0.01	0.022
030	04810-00200	RING	2				0.001	0.0022
040	68811-63320	ELBOW	1				0.104	0.2288
050	68811-63330	HOSE	1				1.1	2.42
060	68811-63340	PIPE,HYDRAULIC	1	≤20349			1.3	2.86
060	68817-63340	PIPE,HYDRAULIC	1	≥20350	≠	CHANGE	1.3	2.86
070	68351-63740	CLAMP,PIPE	1	≤20016			0.095	0.209
070	68351-68840	CLAMP,PIPE	1	≥20017	≠	CHANGE	0.07	0.154
080	01133-51035	BOLT	1				0.03	0.066
090	68811-63362	BOLT	1				0.13	0.286
100	06312-10030	PLUG	1				0.029	0.0638
110	04810-00220	RING	2				0.001	0.0022
120	04810-00180	RING	1				0.001	0.0022
130	68331-63140	ELBOW,ADAPTER	1				0.07	0.154
140	68817-63380	HOSE	1				1	2.2
150	68021-62440	ELBOW	1				0	0
160	68811-63390	SOCKET	1				0.07	0.154
170	04810-00140	RING	1				0.001	0.0022

OIL PIPING (RETURN)

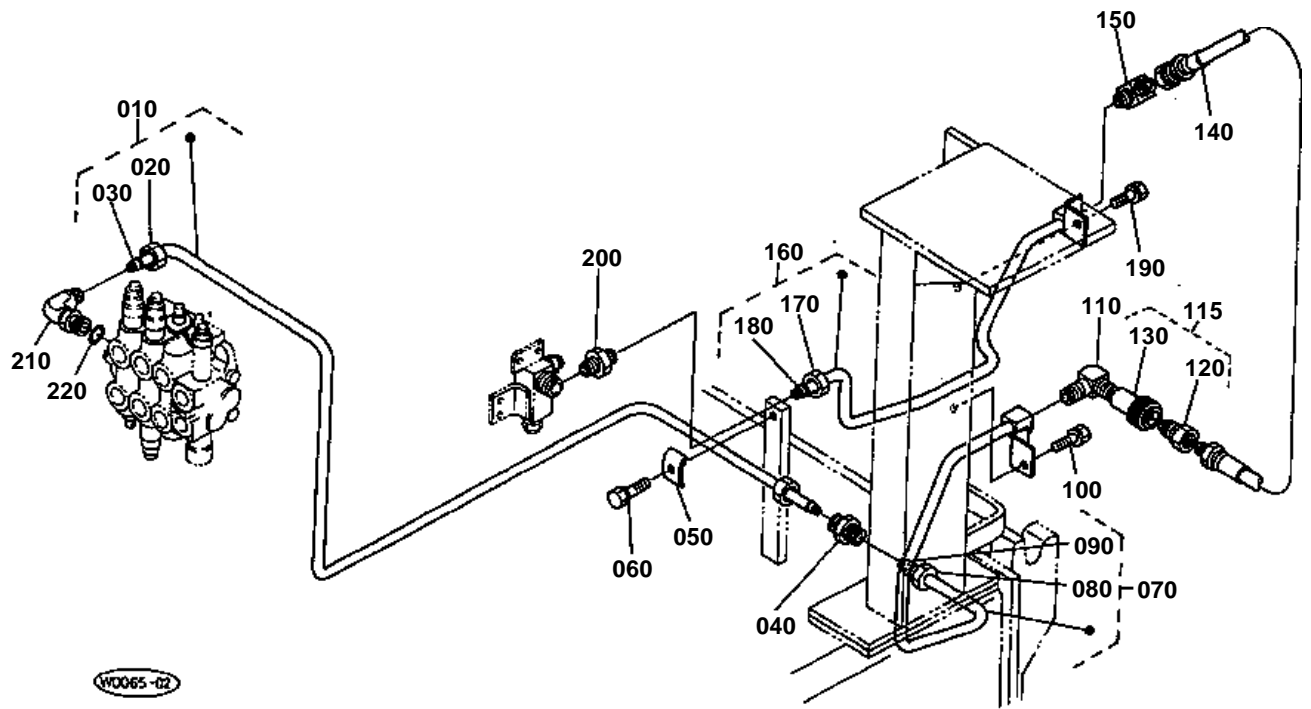


**OIL PIPING (RETURN)**

↔ Interchangeable; ≠ not interchangeable; ← new for old; → old for new

REF.No	Part No.	Description	Q'ty	S.No.	I/C	REMARKS	Weight (kgf)	Weight (lb)
010	68811-63510	PIPE,HYDRAULIC	1	≤20016			1.65	3.63
010	68811-63512	PIPE,HYDRAULIC	1	≥20017	≠	CHANGE	0.67	1.474
020	09318-89030	CLAMP,HOSE	4	≥20017		ADD	0.02	0.044
030	01133-51035	BOLT	1	≥20017		ADD	0.03	0.066
040	68051-63660	BOLT	1				0.145	0.319
050	04810-00220	RING	2				0.001	0.0022
060	04810-00180	RING	1				0.001	0.0022
070	68811-63520	BODY	1	≤20016			0.08	0.176
070	68721-64362	HOSE,RETURN	1	≥20017	≠	CHANGE	0.37	0.814
080	68811-63530	PIPE,HYDRAULIC	1	≤20016			1.15	2.53
080	68811-63532	PIPE,HYDRAULIC	1	≥20017	≠	CHANGE	0.2	0.44
090	68741-68470	NUT	1				0.059	0.1298
100	68741-68490	SLEEVE	1				0.005	0.011
110	68811-63550	SOCKET,LONG	1				0.17	0.374
120	04810-00140	RING	1				0.001	0.0022
130	68021-62440	ELBOW	1				0	0
140	68817-63580	HOSE	1				0.86	1.892
150	68811-63570	PIPE,HYDRAULIC	1				0.55	1.21
160	68741-68470	NUT	1				0.059	0.1298
170	68741-68490	SLEEVE	1				0.005	0.011
180	01133-51020	BOLT	1				0.02	0.044
190	04013-50100	WASHER,PLAIN	1				0	0
200	06312-10040	PLUG	1				0.04	0.088
210	04011-50100	WASHER,PLAIN	1	≥20017		ADD	0.002	0.0044
220	04512-50100	WASHER,SPRING	1	≥20017		ADD	0	0
230	02118-50100	NUT	1	≥20017		ADD	0.005	0.011

OIL PIPING (REAR PTO)

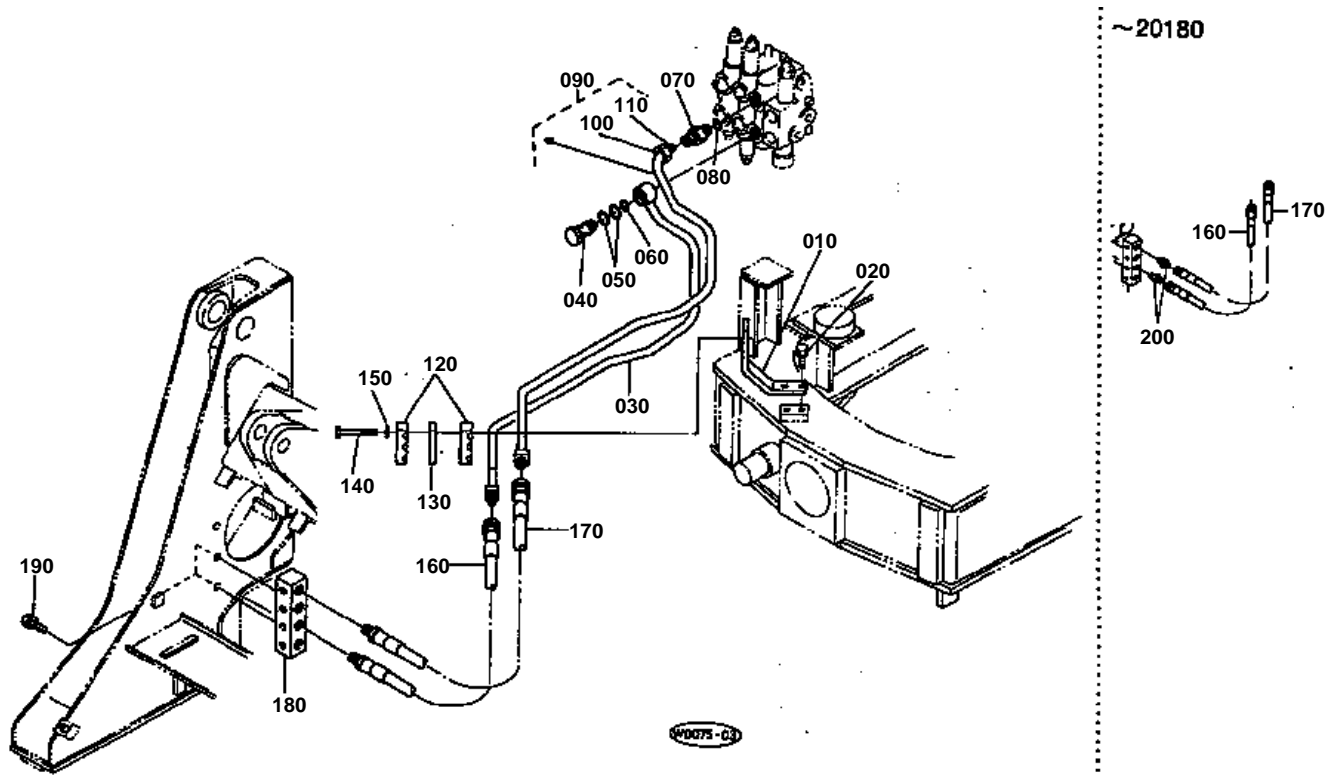


**OIL PIPING (REAR PTO)**

↔ Interchangeable; ≠ not interchangeable; ← new for old; → old for new

REF.No	Part No.	Description	Q'ty	S.No.	I/C	REMARKS	Weight (kgf)	Weight (lb)
010	68811-91610	PIPE,HYDRAULIC	1	≤20349			1.3	2.86
010	68817-91610	PIPE,HYDRAULIC	1	≥20350	≠	CHANGE	0	0
020	68741-68470	NUT	2				0.059	0.1298
030	68741-68490	SLEEVE	2				0.005	0.011
040	68811-63520	BODY	1				0.08	0.176
050	68351-68840	CLAMP,PIPE	1				0.07	0.154
060	01133-51035	BOLT	1				0.03	0.066
070	68817-91520	PIPE,HYDRAULIC	1	≤20349			0.91	2.002
070	68817-91523	PIPE,HYDRAULIC	1	≥20350	≠	CHANGE	0.905	1.991
080	68741-68470	NUT	1				0.059	0.1298
090	68741-68490	SLEEVE	1				0.005	0.011
100	01133-51020	BOLT	1				0.02	0.044
110	68811-91560	ELBOW	1				0.162	0.3564
115	68817-68100	ASSY COUPLER	1				0.46	1.012
120	70765-62870	COUPLER,MALE	1				0.08	0.176
130	70765-62890	COUPLER,FEMALE	1	≤20377			0.39	0.858
130	68817-68120	COUPLER,FEMALE	1	≥20378	←		0.39	0.858
140	68811-91540	HOSE	1	≤20168			0	0
140	68817-73360	HOSE	1	≥20169	←	CHANGE	0.465	1.023
150	68351-68550	ELBOW,ADAPTER	1				0	0
160	68817-91550	PIPE,HYDRAULIC	1				0.87	1.914
170	68741-68470	NUT	1				0.059	0.1298
180	68741-68490	SLEEVE	1				0.005	0.011
190	01133-51020	BOLT	1				0.02	0.044
200	68741-68440	BODY	1				0.08	0.176
210	68811-91160	BODY,ELBOW	1				0.192	0.4224
220	04810-00180	RING	1				0.001	0.0022

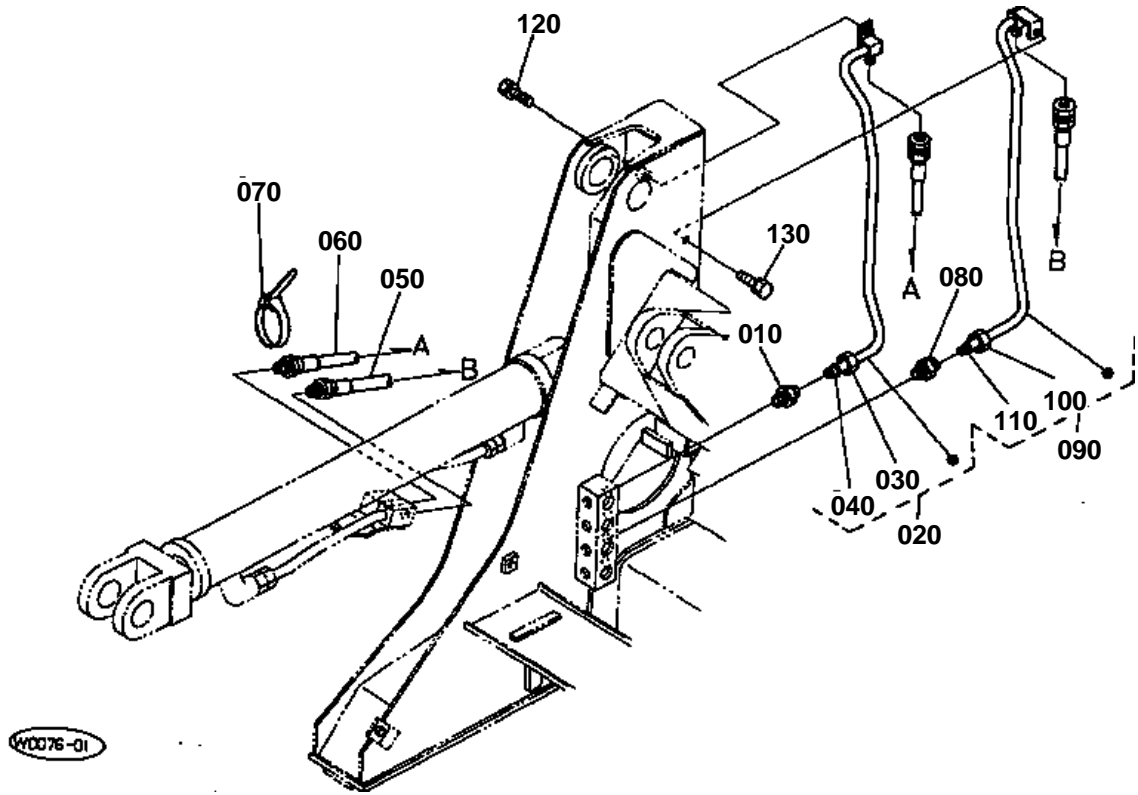
OIL PIPING (LIFT CYLINDER)



**OIL PIPING (LIFT CYLINDER)**

↔ Interchangeable; ≠ not interchangeable; ← new for old; → old for new

REF.No	Part No.	Description	Q'ty	S.No.	I/C	REMARKS	Weight (kgf)	Weight (lb)
010	68817-73110	STAY	1				0.6	1.32
020	01133-51025	BOLT	2				0.023	0.0506
030	68817-73120	PIPE,HYDRAULIC	1				0.92	2.024
040	68051-63660	BOLT	1				0.145	0.319
050	04810-00220	RING	2				0.001	0.0022
060	04810-00180	RING	1				0.001	0.0022
070	68741-68430	BODY	1				0.1	0.22
080	04810-00180	RING	1				0.001	0.0022
090	68817-73130	PIPE,HYDRAULIC	1				0.9	1.98
100	68741-68470	NUT	1				0.059	0.1298
110	68741-68490	SLEEVE	1				0.005	0.011
120	68817-73410	CLAMP,PIPE	2				0.3	0.66
130	68817-73420	SPACER	1				0.25	0.55
140	01173-51070	BOLT	2				0.044	0.0968
150	04512-50100	WASHER,SPRING	2				0	0
160	68811-73150	HOSE	1	≤20180			0.5	1.1
160	68811-73153	HOSE	1	≥20181	≠	CHANGE	0.49	1.078
170	68811-73260	HOSE	1	≤20180			0.73	1.606
170	68811-73262	HOSE	1	≥20181	≠	CHANGE	0.44	0.968
180	68811-73160	MANIFOLD,HYDRAULIC	1				1.43	3.146
190	01133-51020	BOLT	2				0.02	0.044
200	68351-68540	ADAPTER	2	≤20180		DISCONTINUANCE	0	0



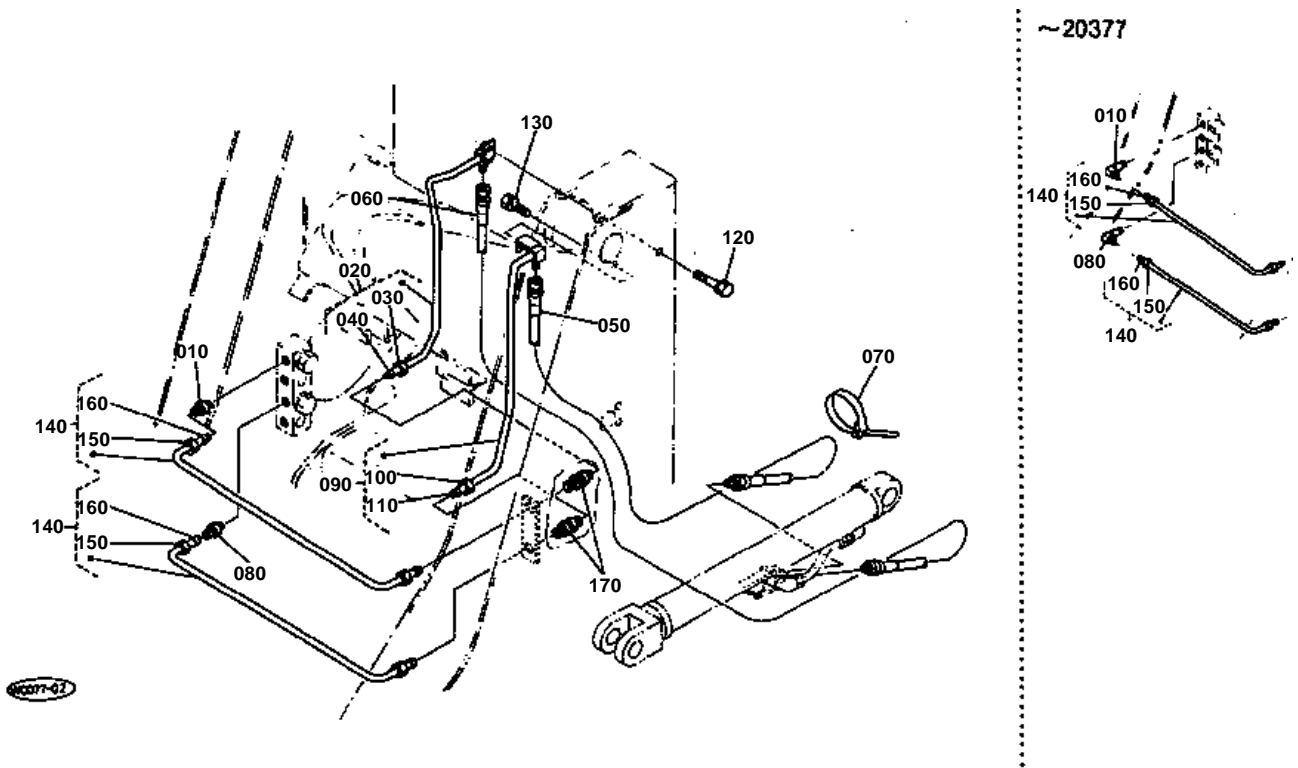


OIL PIPING (LIFT CYLINDER-RH)

↔ Interchangeable; ≠ not interchangeable; ← new for old; → old for new

REF.No	Part No.	Description	Q'ty	S.No.	I/C	REMARKS	Weight (kgf)	Weight (lb)
010	68741-68410	BODY	1				0	0
020	68817-73170	PIPE,HYDRAULIC	1				0.4	0.88
030	68741-68460	NUT	1				0.024	0.0528
040	68741-68480	SLEEVE	1				0.003	0.0066
050	68817-73180	HOSE	1				0.33	0.726
060	68817-73250	HOSE	1				0.56	1.232
070	55311-41260	BAND,CORD	1				0.007	0.0154
080	68741-68410	BODY	1				0	0
090	68817-73190	PIPE,HYDRAULIC	1				0.41	0.902
100	68741-68460	NUT	1				0.024	0.0528
110	68741-68480	SLEEVE	1				0.003	0.0066
120	01123-50835	BOLT	1				0.02	0.044
130	01123-50820	BOLT	1				0.011	0.0242

OIL PIPING (LIFT CYLINDER-LH)

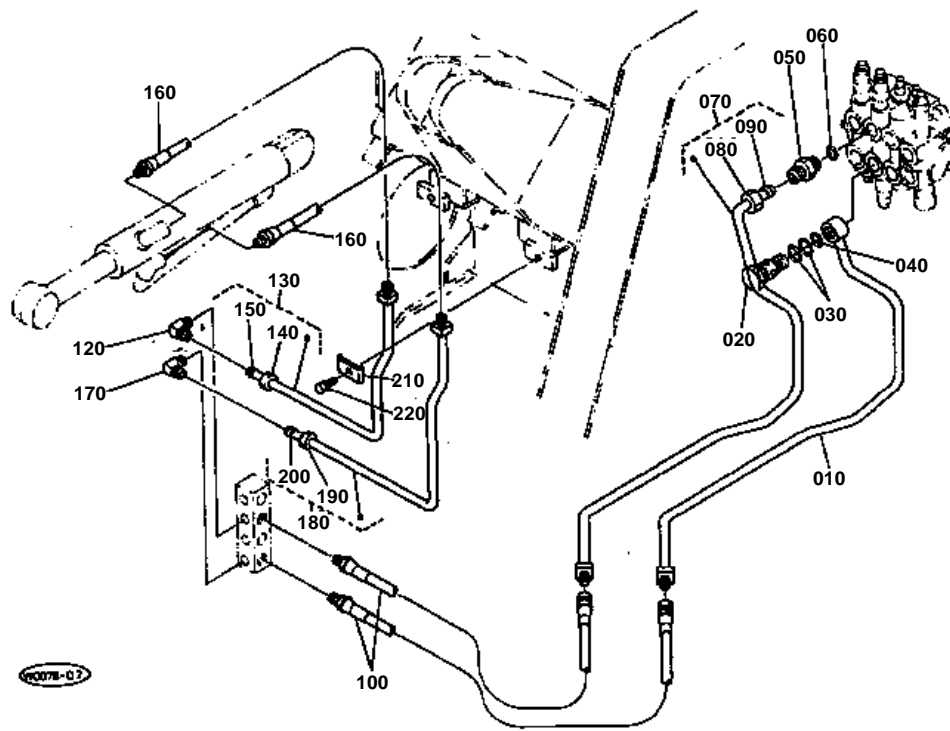


**OIL PIPING (LIFT CYLINDER-LH)**

↔ Interchangeable; ≠ not interchangeable; ← new for old; → old for new

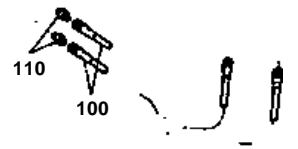
REF.No	Part No.	Description	Q'ty	S.No.	I/C	REMARKS	Weight (kgf)	Weight (lb)
010	68811-73210	BODY	1	≤20377			0.125	0.275
010	68741-68410	BODY	1	≥20378	≠	CHANGE	0	0
020	68817-73220	PIPE,HYDRAULIC	1				0.38	0.836
030	68741-68460	NUT	1				0.024	0.0528
040	68741-68480	SLEEVE	1				0.003	0.0066
050	68817-73180	HOSE	1				0.33	0.726
060	68817-73250	HOSE	1				0.56	1.232
070	55311-41260	BAND,CORD	1				0.007	0.0154
080	68811-73210	BODY	1	≤20377			0.125	0.275
080	68741-68410	BODY	1	≥20378	≠	CHANGE	0	0
090	68817-73230	PIPE,HYDRAULIC	1				0.4	0.88
100	68741-68460	NUT	1				0.024	0.0528
110	68741-68480	SLEEVE	1				0.003	0.0066
120	01123-50835	BOLT	1				0.02	0.044
130	01123-50820	BOLT	1				0.011	0.0242
140	68817-73380	PIPE,HYDRAULIC	2	≤20377			0.27	0.594
140	68817-73383	PIPE,HYDRAULIC	2	≥20378	≠	CHANGE	0.292	0.6424
150	68741-68460	NUT	4				0.024	0.0528
160	68741-68480	SLEEVE	4				0.003	0.0066
170	68817-73390	UNION	2				0.09	0.198

OIL PIPING (TILT CYLINDER)



0078-02

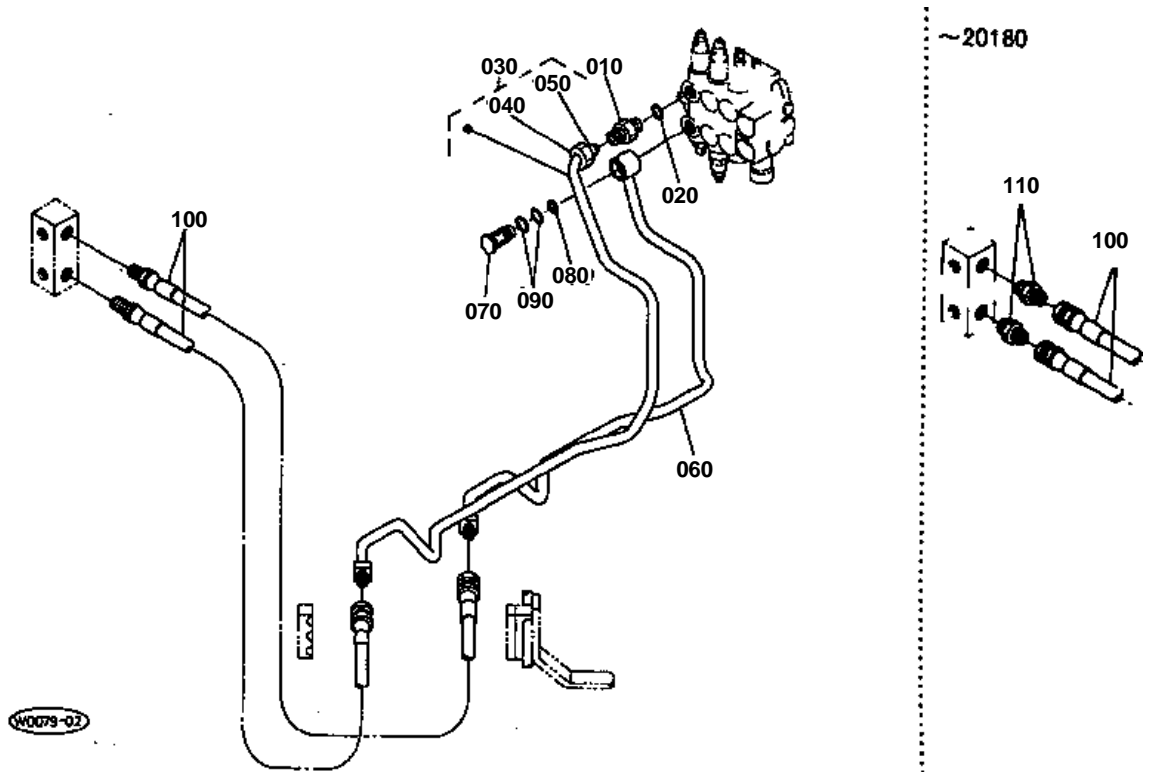
~20180



**OIL PIPING (TILT CYLINDER)**

↔ Interchangeable; ≠ not interchangeable; ← new for old; → old for new

REF.No	Part No.	Description	Q'ty	S.No.	I/C	REMARKS	Weight (kgf)	Weight (lb)
010	68817-73310	PIPE,HYDRAULIC	1				0.93	2.046
020	68051-63660	BOLT	1				0.145	0.319
030	04810-00220	RING	2				0.001	0.0022
040	04810-00180	RING	1				0.001	0.0022
050	68741-68430	BODY	1				0.1	0.22
060	04810-00180	RING	1				0.001	0.0022
070	68817-73320	PIPE,HYDRAULIC	1				0.9	1.98
080	68741-68470	NUT N16	1				0.059	0.1298
090	68741-68490	SLEEVE N16	1				0.005	0.011
100	68811-73150	HOSE	2	≤20180			0.5	1.1
100	68811-73153	HOSE	2	≥20181	≠	CHANGE	0.49	1.078
110	68351-68540	ADAPTER	2	≤20180		DISCONTINUANCE	0	0
120	68811-73340	BODY	1	≤20377			0.18	0.396
120	68331-63340	BODY	1	≥20378	≠	CHANGE	0.075	0.165
130	68817-73350	PIPE,HYDRAULIC	1	≤20377			0.56	1.232
130	68817-73352	PIPE,HYDRAULIC	1	≥20378	≠	CHANGE	0.312	0.6864
140	68741-68470	NUT	1	≤20377			0.059	0.1298
140	68741-68460	NUT	1	≥20378	≠	CHANGE	0.024	0.0528
150	68741-68490	SLEEVE	1	≤20377			0.005	0.011
150	68741-68480	SLEEVE	1	≥20378	≠	CHANGE	0.003	0.0066
160	68817-73360	HOSE	2	≤20377			0.465	1.023
160	68817-73460	HOSE	2	≥20378	≠	CHANGE	0.3	0.66
170	68811-73340	BODY	1	≤20377			0.18	0.396
170	68331-63340	BODY	1	≥20378	≠	CHANGE	0.075	0.165
180	68817-73370	PIPE,HYDRAULIC	1	≤20377			0.64	1.408
180	68817-73372	PIPE,HYDRAULIC	1	≥20378	≠	CHANGE	0.35	0.77
190	68741-68470	NUT N16	1	≤20377			0.059	0.1298
190	68741-68460	NUT N12	1	≥20378	≠	CHANGE	0.024	0.0528
200	68741-68490	SLEEVE N16	1	≤20377			0.005	0.011
200	68741-68480	SLEEVE N12	1	≥20378	≠	CHANGE	0.003	0.0066
210	68351-63740	CLAMP,PIPE	1				0.095	0.209
220	01133-51035	BOLT	1	≤20377			0.03	0.066
220	01133-51030	BOLT	1	≥20378	≠	CHANGE	0.025	0.055

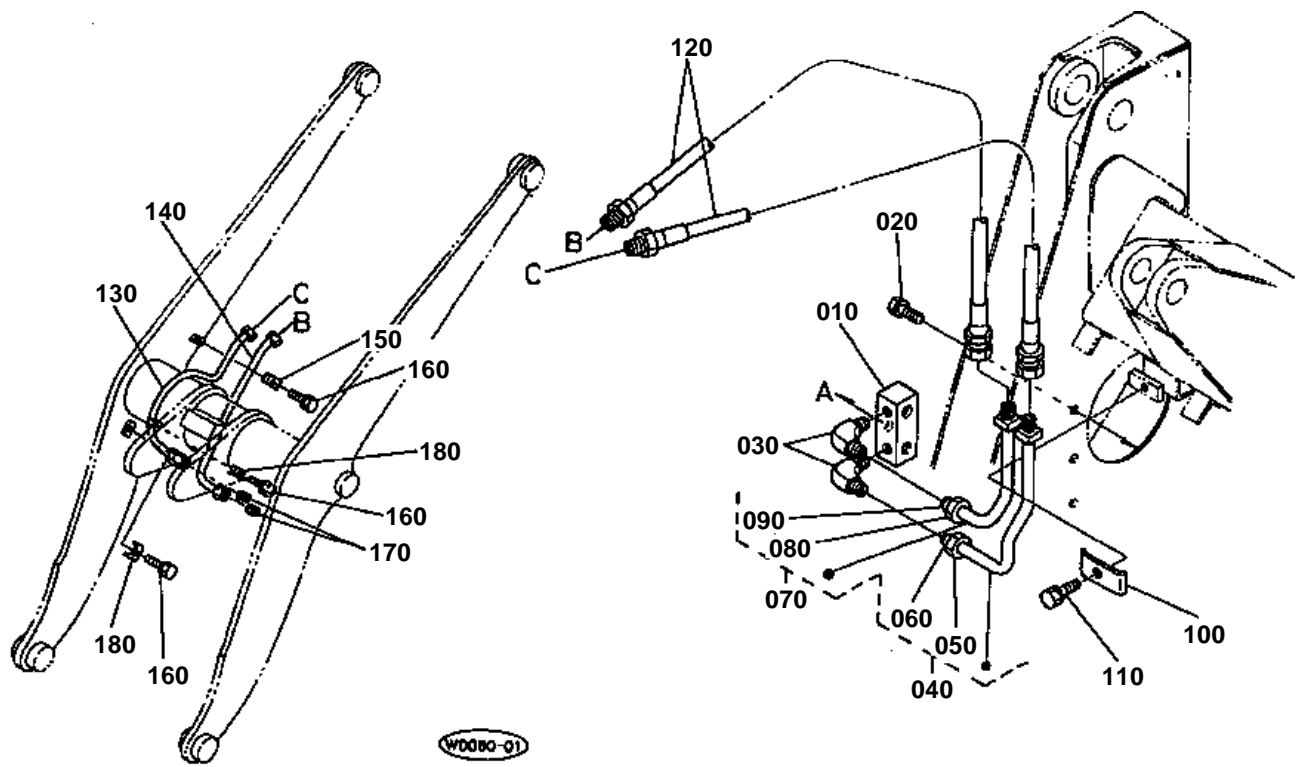


W0079-02

**OIL PIPING (S/P-1)**

↔ Interchangeable; ≠ not interchangeable; ← new for old; → old for new

REF.No	Part No.	Description	Q'ty	S.No.	I/C	REMARKS	Weight (kgf)	Weight (lb)
010	68741-68430	BODY	1				0.1	0.22
020	04810-00180	RING	1				0.001	0.0022
030	68817-91170	PIPE 2	1				1	2.2
040	68741-68470	NUT	1				0.059	0.1298
050	68741-68490	SLEEVE	1				0.005	0.011
060	68817-91180	PIPE 3	1				1	2.2
070	68051-63660	BOLT	1				0.145	0.319
080	04810-00180	RING	1				0.001	0.0022
090	04810-00220	RING	2				0.001	0.0022
100	68811-73150	HOSE	2	≤20180			0.5	1.1
100	68811-73153	HOSE	2	≥20181	≠	CHANGE	0.49	1.078
110	68351-68540	ADAPTER	2	≤20180		DISCONTINUANCE	0	0

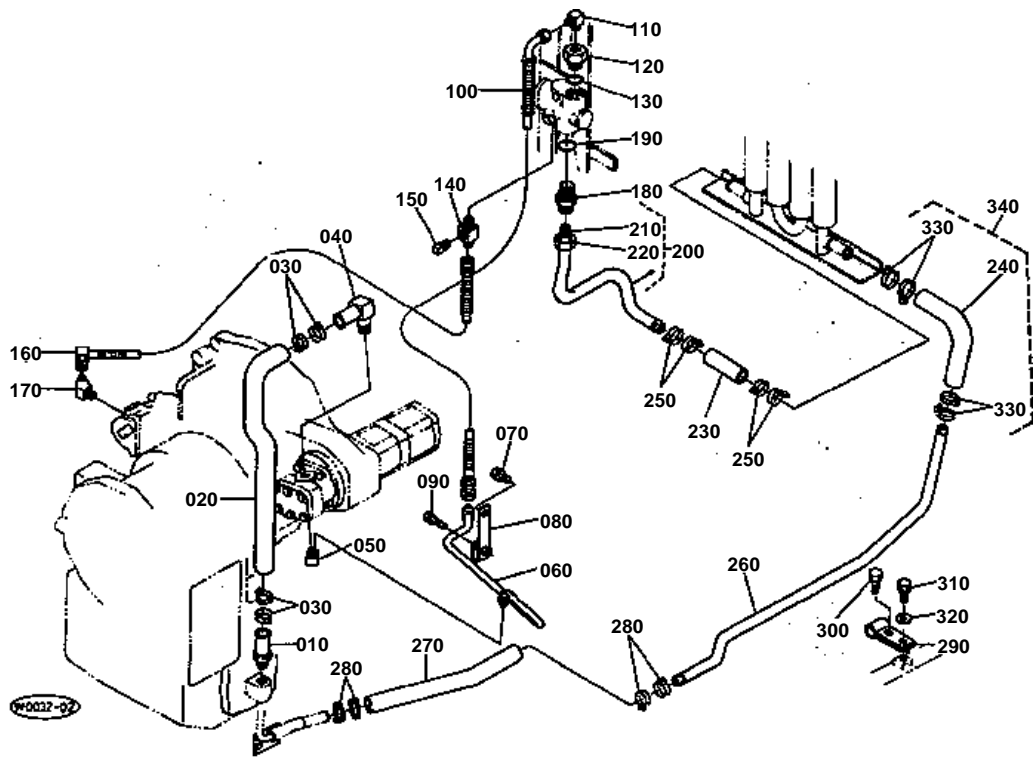


**OIL PIPING (S/P-2)**

↔ Interchangeable; ≠ not interchangeable; ← new for old; → old for new

REF.No	Part No.	Description	Q'ty	S.No.	I/C	REMARKS	Weight (kgf)	Weight (lb)
010	68811-92210	MANIFOLD,HYDRAULIC	1				0.9	1.98
020	01133-51020	BOLT	1				0.02	0.044
030	68811-73340	BODY	2				0.18	0.396
040	68817-91210	PIPE 4	1				0.37	0.814
050	68741-68470	NUT	1				0.059	0.1298
060	68741-68490	SLEEVE	1				0.005	0.011
070	68817-91220	PIPE 5	1				0.315	0.693
080	68741-68470	NUT N16	1				0.059	0.1298
090	68741-68490	SLEEVE N16	1				0.005	0.011
100	68351-63740	CLAMP,PIPE	1				0.095	0.209
110	01133-51035	BOLT	1				0.03	0.066
120	68817-91230	HOSE	2				0.58	1.276
130	68811-91240	PIPE 6	1				0.67	1.474
140	68811-91250	PIPE 7	1				0.46	1.012
150	68351-63740	CLAMP,PIPE	1				0.095	0.209
160	01133-51035	BOLT	3				0.03	0.066
170	06312-10040	PLUG	2				0.04	0.088
180	68811-91260	CLAMP,PIPE	2				0.1	0.22

OIL PIPING (TRANSMISSION-1)

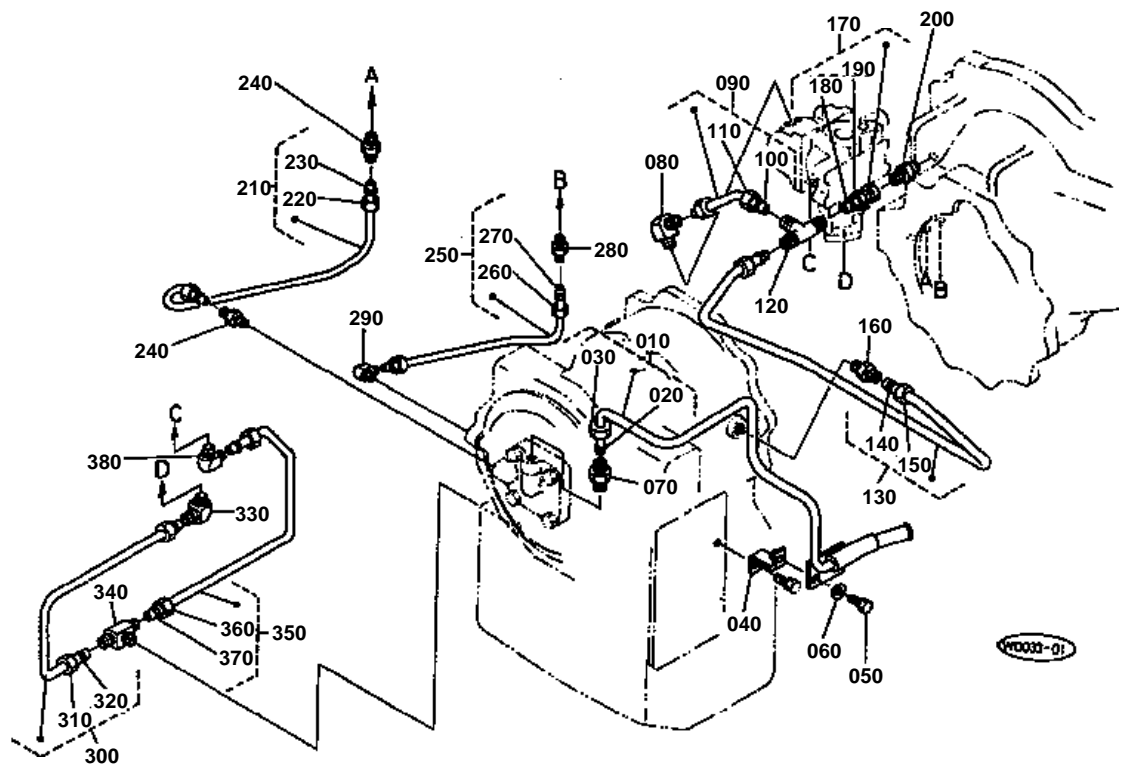




OIL PIPING (TRANSMISSION-1)

↔ Interchangeable; ≠ not interchangeable; ← new for old; → old for new

REF.No	Part No.	Description	Q'ty	S.No.	I/C	REMARKS	Weight (kgf)	Weight (lb)
010	68811-33613	PIPE,SUCTION	1				0.21	0.462
020	68811-33620	HOSE,SUCTION	1	<=20086			0.18	0.396
020	68811-33626	HOSE,SUCTION	1	>=20087	←	CHANGE	0.37	0.814
030	15108-72870	BAND	4				0.027	0.0594
040	68811-33634	ADAPTER	1				0.43	0.946
050	68811-73210	BODY	1				0.125	0.275
060	68811-33590	PIPE,HYDRAULIC	1				0.32	0.704
070	01133-51220	BOLT	1				0.04	0.088
080	68811-33580	CLAMP	1				0.14	0.308
090	01123-50830	BOLT	1				0.015	0.033
100	68811-33652	HOSE,HYDRAULIC	1				0.8	1.76
110	68021-62440	ELBOW	1				0	0
120	68551-34810	ADAPTER	1				0.12	0.264
130	04811-00240	RING	1				0.001	0.0022
140	68811-33990	ADAPTER	1				0.15	0.33
150	06312-10030	PLUG	1				0.029	0.0638
160	68811-33980	HOSE,HYDRAULIC	1				0.6	1.32
170	68171-76440	ADAPTER	1				0.03	0.066
180	68811-31120	BODY	1	<=20349			0.18	0.396
180	68817-31120	BODY	1	>=20350	≠	CHANGE	0.18	0.396
190	04811-00240	RING	1				0.001	0.0022
200	68811-31110	PIPE,RETURN	1	<=20016			0.5	1.1
200	68811-31112	PIPE,RETURN	1	>=20017	≠	CHANGE	0.53	1.166
200	68817-31110	PIPE,RETURN	1	>=20350	≠	CHANGE	0	0
210	68811-33880	SLEEVE	1	<=20349			0.01	0.022
210	68817-33880	SLEEVE	1	>=20350	≠	CHANGE	0.005	0.011
220	68811-33890	NUT	1	<=20349			0.09	0.198
220	68817-33890	NUT	1	>=20350	≠	CHANGE	0.086	0.1892
230	68811-31130	HOSE	1				0.04	0.088
240	68817-33710	HOSE	1	<=20290			0.1	0.22
240	68817-33712	HOSE	1	>=20291	←	CHANGE	0.14	0.308
250	54721-34630	CLAMP,HOSE	8	<=20290			0	0
250	54721-34630	CLAMP,HOSE	4	>=20291		CHANGE OF QUANTITY	0	0
250	09318-89030	CLAMP,HOSE	4		↔		0.02	0.044
260	68817-33720	PIPE,RETURN	1				0.71	1.562
270	68811-33730	HOSE	1				0.13	0.286
280	54721-34630	CLAMP,HOSE	4	<=20377			0	0
280	09318-89030	CLAMP,HOSE	4	>=20378	↔		0.02	0.044
290	68811-33810	BAND	1				0.04	0.088
300	01123-50816	BOLT	1				0.011	0.0242
310	01133-51016	BOLT	1				0.015	0.033
320	04013-50100	WASHER,PLAIN	1				0	0
330	55611-34630	CLAMP,HOSE	4	>=20291		ADD	0.01	0.022
330	09318-89030	CLAMP,HOSE	4	>=20378	↔		0.02	0.044
340	68817-92800	ASSY HOSE	1			OPTION	0.23	0.506



PG033-01

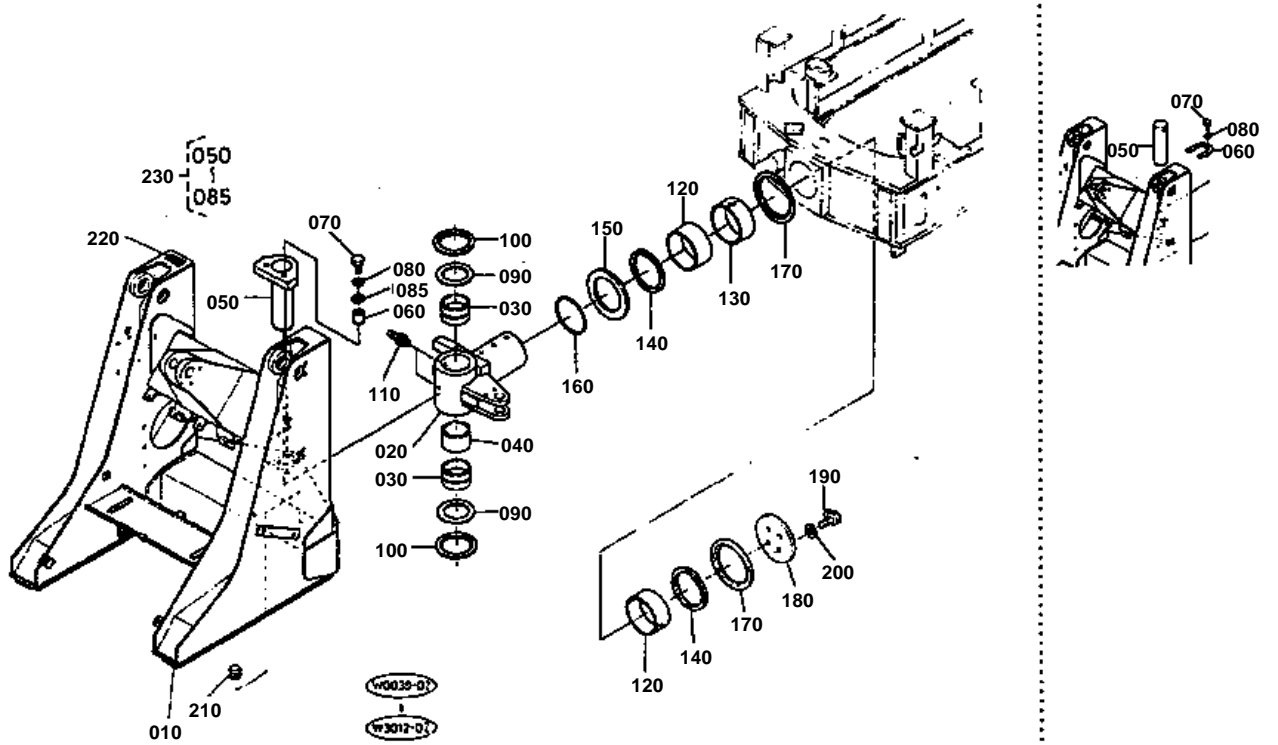


OIL PIPING (TRANSMISSION-2)

↔ Interchangeable; ≠ not interchangeable; ← new for old; → old for new

REF.No	Part No.	Description	Q'ty	S.No.	I/C	REMARKS	Weight (kgf)	Weight (lb)
010	68811-33825	PIPE,RETURN 3	1				0.57	1.254
020	68741-68480	SLEEVE N12	2				0.003	0.0066
030	68741-68460	NUT N12	2				0.024	0.0528
040	68811-33953	BRACKET	1				0.07	0.154
050	01123-50816	BOLT	1				0.011	0.0242
060	04013-50080	WASHER,PLAIN	1				0	0
070	68171-76460	BODY	2				0	0
080	68331-63340	BODY	1				0.075	0.165
090	68811-33843	PIPE,RETURN 4	1				0.12	0.264
100	68741-68480	SLEEVE N12	2				0.003	0.0066
110	68741-68460	NUT N12	2				0.024	0.0528
120	68811-33570	BODY	1				0.08	0.176
130	68811-33852	PIPE,RETURN 5	1				0.45	0.99
140	68741-68480	SLEEVE N12	2				0.003	0.0066
150	68741-68460	NUT N12	2				0.024	0.0528
160	68741-68410	BODY	1				0	0
170	68811-33900	PIPE,RETURN 6	1				0.08	0.176
180	68741-68480	SLEEVE N12	2				0.003	0.0066
190	68741-68460	NUT N12	2				0.024	0.0528
200	68171-76460	BODY	1				0	0
210	68811-33860	PIPE,C 3	1				0.13	0.286
220	68331-62710	NUT	2				0.015	0.033
230	68331-62690	SLEEVE	2				0.002	0.0044
240	68551-28820	BODY	2				0	0
250	68811-33870	PIPE,B 3	1				0.11	0.242
260	68331-62710	NUT	2				0.015	0.033
270	68331-62690	SLEEVE	2				0.002	0.0044
280	68551-28820	BODY	1				0	0
290	68331-62680	BODY	1				0.05	0.11
300	68811-33910	PIPE,DRAIN 1	1				0.21	0.462
310	68741-68460	NUT N12	2				0.024	0.0528
320	68741-68480	SLEEVE N12	2				0.003	0.0066
330	68111-64940	ELBOW,CONNECTOR	1				0.09	0.198
340	68331-63310	BODY	1				0.085	0.187
350	68811-33920	PIPE,DRAIN	1				0.24	0.528
360	68741-68460	NUT N12	2				0.024	0.0528
370	68741-68480	SLEEVE N12	2				0.003	0.0066
380	68111-64940	ELBOW,CONNECTOR	1				0.09	0.198

FRONT FRAME



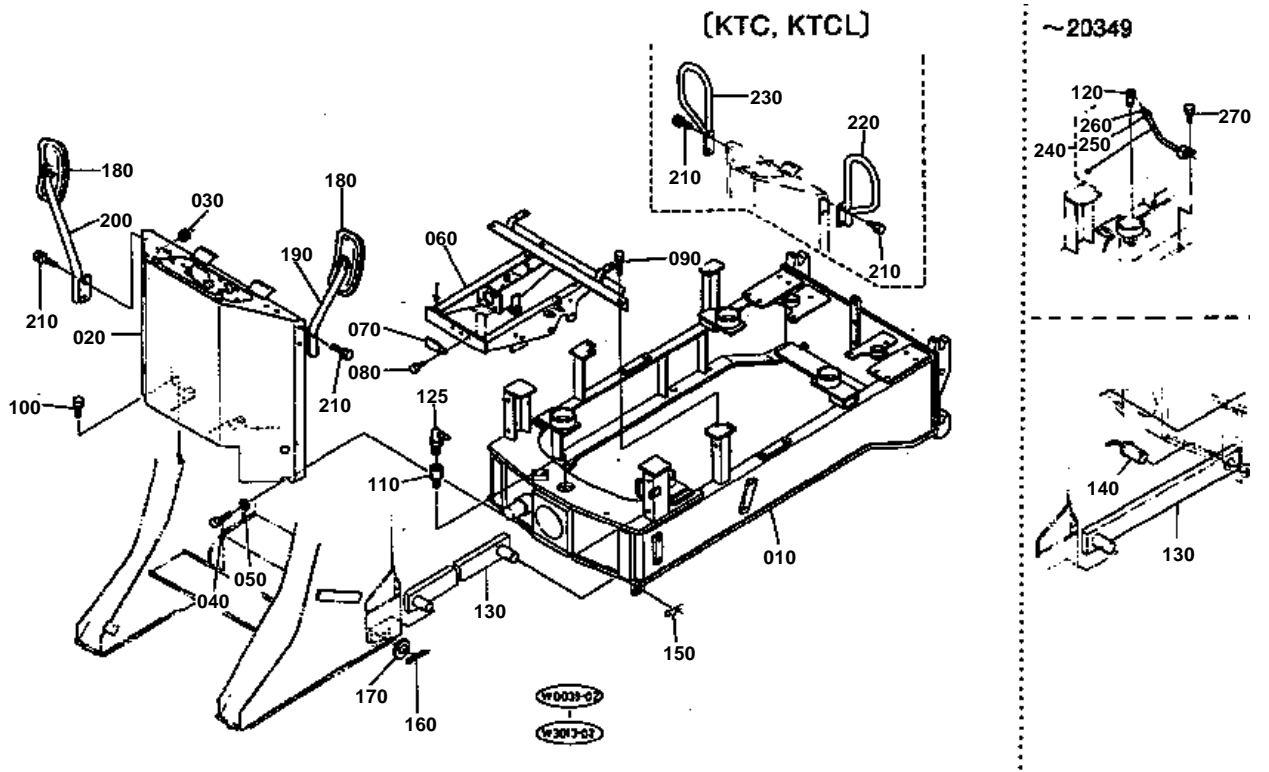


FRONT FRAME

↔ Interchangeable; ≠ not interchangeable; ← new for old; → old for new

REF.No	Part No.	Description	Q'ty	S.No.	I/C	REMARKS	Weight (kgf)	Weight (lb)
010	68817-41113	FRAME,FRONT	1	<=20587			250	550
010	68817-41119	FRAME,FRONT	1	>=20588	≠	CHANGE	0	0
020	68817-41140	SHAFT	1				30	66
030	68811-41150	BUSH	2				0.3	0.66
040	68811-41160	COLLAR	1				0.22	0.484
050	68811-41170	PIN,CENTER	1	<=20587			6.6	14.52
050	68811-41172	PIN,CENTER	1	>=20588	≠	CHANGE	7.2	15.84
060	68811-41280	STOPPER	1	<=20587		DISCONTINUANCE	0.25	0.55
060	68811-41180	COLLAR	2	>=20588	≠	CHANGE	0.023	0.0506
070	01173-51430	BOLT	3	<=20587			0.052	0.1144
070	01173-51435	BOLT	2	>=20588	≠	CHANGE	0.056	0.1232
080	04512-50140	WASHER,SPRING	3	<=20587			0	0
080	04512-50140	WASHER,SPRING	2	>=20588	≠	CHANGE	0	0
085	04015-50140	WASHER,PLAIN	2				0	0
090	68811-41190	COLLAR,THRUST	2				0.16	0.352
100	68811-41210	SEAL,DUST	2				0.047	0.1034
110	06613-10010	NIPPLE,GREASE	2				0.006	0.0132
120	68811-41220	BUSH	2				0.34	0.748
130	68817-41230	COLLAR	1				0.22	0.484
140	68811-41240	COLLAR,THRUST	2				0.2	0.44
150	68817-41250	COLLAR,THRUST	1				0.72	1.584
160	04811-51100	RING	1				0.004	0.0088
170	68811-41260	SEAL,DUST	2				0.037	0.0814
180	68817-41270	PLATE,END	1				2.05	4.51
190	01176-51645	BOLT	4				0	0
200	36500-49410	PLATE,SPRING	4				0.024	0.0528
210	68817-41390	GROMMET	1				0.002	0.0044
220	68817-57840	LABEL	1				0.002	0.0044
230	68811-92300	ASSY PIN,CENTER	1				8.08	17.776

REAR FRAME (1)



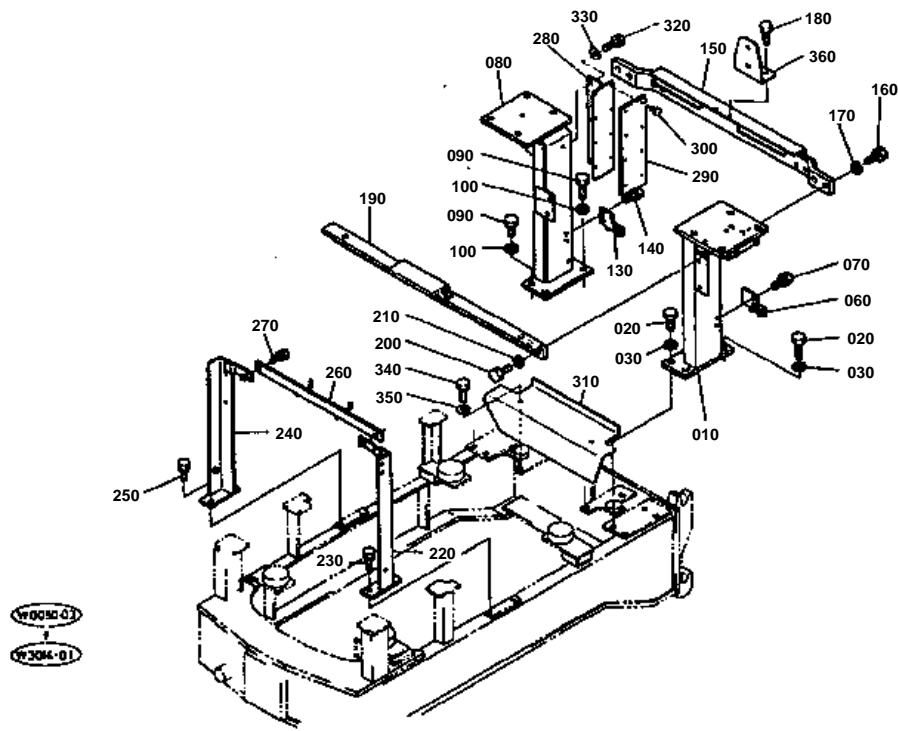


REAR FRAME (1)

↔ Interchangeable; ≠ not interchangeable; ← new for old; → old for new

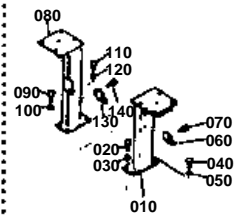
REF.No	Part No.	Description	Q'ty	S.No.	I/C	REMARKS	Weight (kgf)	Weight (lb)
010	68817-41130	FRAME,REAR	1	<=20349			0	0
010	68817-41135	FRAME,REAR	1	>=20350	≠	CHANGE	0	0
020	68817-41410	STAND	1	<=20016			21	46.2
020	68817-41414	STAND	1	>=20017	≠	CHANGE	21	46.2
020	68817-41417	STAND	1	>=20181	≠	CHANGE	22	48.4
030	68241-53130	GROMMET	1	<=20180			0.002	0.0044
030	68817-41460	GROMMET	1	>=20181	≠	CHANGE	0.002	0.0044
040	01133-51025	BOLT	4				0.023	0.0506
050	04013-50100	WASHER,PLAIN	4				0	0
060	68817-41420	FRAME	1				10.9	23.98
070	57351-72320	RETAINER,WIRING	1	<=20401			0.004	0.0088
070	13824-67590	CLAMP,CORD	1	>=20402	←	CHANGE	0.002	0.0044
080	01123-50816	BOLT	1				0.011	0.0242
090	01133-51020	BOLT	2				0.02	0.044
100	01133-51035	BOLT	2				0.03	0.066
110	68817-41290	BUSHING	1	>=20350		ADD	0.023	0.0506
120	68817-41360	BODY	1	<=20349		DISCONTINUANCE	0.05	0.11
125	06613-20010	NIPPLE,GREASE	1				0.01	0.022
130	68817-41510	LINK	1				2.35	5.17
140	68817-41530	PIN	1	<=20324		DISCONTINUANCE	0.26	0.572
150	68811-41520	PIN,SNAP	1				0.01	0.022
160	05511-50440	PIN,SPLIT	1				0.004	0.0088
170	04011-50250	WASHER,PLAIN	1				0.027	0.0594
180	36730-90300	MIRROR,REARVIEW	2			KE KTUK KTA	0.485	1.067
190	68811-48310	STAY,MIRROR LH	1			KE KTUK KTA	0.83	1.826
200	68811-48320	STAY,MIRROR RH	1			KE KTUK KTA	0.87	1.914
210	01133-51020	BOLT	4				0.02	0.044
220	68817-48310	BALUSTRIDE LH	1			KTC KTCL	1.35	2.97
230	68817-48320	BALUSTRIDE RH	1			KTC KTCL	1.35	2.97
240	68817-41320	PIPE	1	<=20349		DISCONTINUANCE	0.16	0.352
250	68817-41340	NUT	1	<=20349		DISCONTINUANCE	0	0
260	68817-41350	SLEEVE	1	<=20349		DISCONTINUANCE	0	0
270	01133-51020	BOLT	2	<=20349		DISCONTINUANCE	0.02	0.044

REAR FRAME (2)



W0030-01
W304-01

~20349



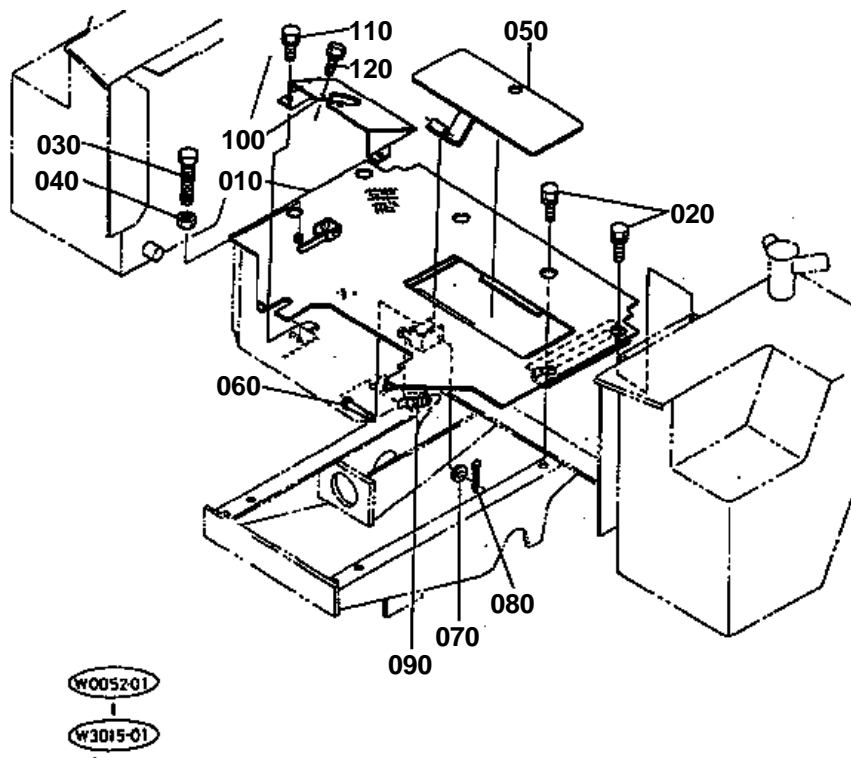


REAR FRAME (2)

↔ Interchangeable; ≠ not interchangeable; ← new for old; → old for new

REF.No	Part No.	Description	Q'ty	S.No.	I/C	REMARKS	Weight (kgf)	Weight (lb)
010	68817-43210	FRAME 1	1	≤20349			24.5	53.9
010	68817-43214	FRAME	1	≥20350	≠	CHANGE	2.45	5.39
020	01176-51640	BOLT	3	≤20349			0.085	0.187
020	01156-51655	BOLT	4	≥20350	≠	CHANGE OF QUANTITY	0.105	0.231
030	04512-50160	WASHER,SPRING	3	≤20349			0	0
030	04512-50160	WASHER,SPRING	4	≥20350		CHANGE OF QUANTITY	0	0
040	01176-51440	BOLT	1	≤20349		DISCONTINUANCE	0.061	0.1342
050	04512-50140	WASHER,SPRING	1	≤20349		DISCONTINUANCE	0	0
060	68817-43540	BRACKET,LH	1				0.33	0.726
070	01133-51020	BOLT	2				0.02	0.044
080	68817-43220	FRAME	1	≤20349			24	52.8
080	68817-43224	FRAME	1	≥20350	≠	CHANGE	2.4	5.28
090	01176-51640	BOLT	3	≤20349			0.085	0.187
090	01156-51655	BOLT	4	≥20350	≠	CHANGE OF QUANTITY	0.105	0.231
100	04512-50160	WASHER,SPRING	3	≤20349			0	0
100	04512-50160	WASHER,SPRING	4	≥20350		CHANGE OF QUANTITY	0	0
110	01176-51440	BOLT	1	≤20349		DISCONTINUANCE	0.061	0.1342
120	04512-50140	WASHER,SPRING	1	≤20349		DISCONTINUANCE	0	0
130	68817-43550	BRACKET,RH	1	≤20421			0	0
130	68817-43552	BRACKET,RH	1	≥20422	←		0.32	0.704
140	01133-51020	BOLT	2				0.02	0.044
150	68817-43420	STAY	1				13	28.6
160	01176-51640	BOLT	4				0.085	0.187
170	04512-50160	WASHER,SPRING	4				0	0
180	01123-50820	BOLT	2				0.011	0.0242
190	68817-43290	STAY	1				8	17.6
200	01176-51240	BOLT	4				0.046	0.1012
210	04512-50120	WASHER,SPRING	4				0	0
220	68811-43240	FRAME 4	1				2.5	5.5
230	01133-51025	BOLT	2				0.023	0.0506
240	68811-43410	FRAME 5	1				2.31	5.082
250	01133-51025	BOLT	2				0.023	0.0506
260	68811-43430	STAY	1	≤20046			0.89	1.958
260	68811-43432	STAY	1	≥20047	≠	CHANGE	1	2.2
270	01133-51028	BOLT	2				0.027	0.0594
280	68817-42640	PLATE,STEM 4	1	≤20349			0	0
280	68817-42642	PLATE,STEM 4	1	≥20350	←		0.35	0.77
290	68817-42690	INSULATING MATERIAL	1				0	0
300	38430-29372	CLIP,BUTTON	10	≤20401			0.001	0.0022
300	38430-29372	CLIP,BUTTON	8	≥20402		CHANGE OF QUANTITY	0.001	0.0022
310	68817-42650	PLATE,STEM 5	1				1.07	2.354
320	01123-50820	BOLT	2				0.011	0.0242
330	04013-50080	WASHER,PLAIN	2				0	0
340	01023-50612	BOLT	3				0.005	0.011
350	04013-50060	WASHER,PLAIN	3				0	0
360	68817-43480	BRACKET	1			EXCEPT KTA KTCL-BH TYPE	0.17	0.374

FLOOR BOARD



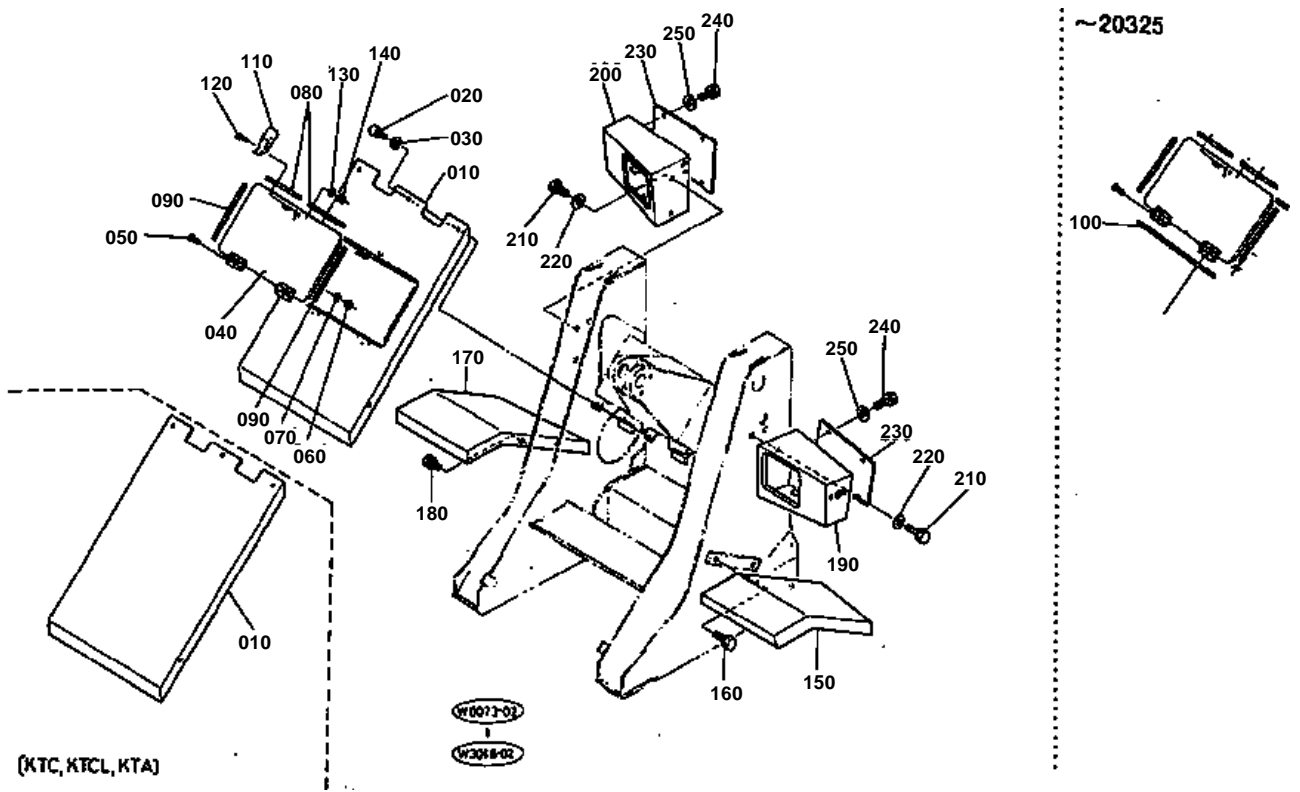


FLOOR BOARD

↔ Interchangeable; ≠ not interchangeable; ← new for old; → old for new

REF.No	Part No.	Description	Q'ty	S.No.	I/C	REMARKS	Weight (kgf)	Weight (lb)
010	68817-44110	STEP	1				7	15.4
020	01133-51020	BOLT	6				0.02	0.044
030	01153-50850	BOLT	1				0.02	0.044
040	02114-50080	NUT	1				0.005	0.011
050	68811-44143	COVER	1				1.22	2.684
060	05122-50640	PIN,JOINT	1				0.01	0.022
070	04012-50060	WASHER,PLAIN	1				0.001	0.0022
080	05511-51612	PIN,SPLIT	1				0.001	0.0022
090	68811-35140	SPRING	1				0.05	0.11
100	68811-44135	STEP	1				0.59	1.298
110	01133-51020	BOLT	2				0.02	0.044
120	01123-50816	BOLT	2				0.011	0.0242

FRONT COVER

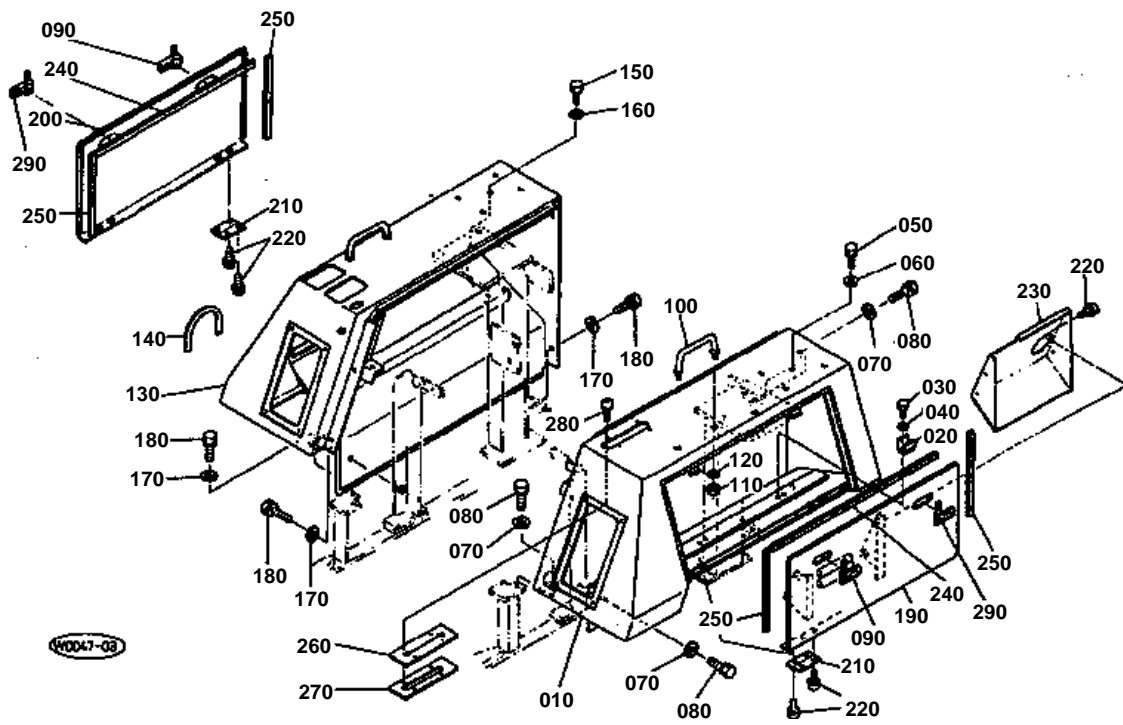


**FRONT COVER**

↔ Interchangeable; ≠ not interchangeable; ← new for old; → old for new

REF.No	Part No.	Description	Q'ty	S.No.	I/C	REMARKS	Weight (kgf)	Weight (lb)
010	68817-71480	COVER,FRONT	1			KTC KTCL KTA	6.2	13.64
020	01133-51016	BOLT	5				0.015	0.033
030	04013-50100	WASHER,PLAIN	5				0	0
150	68811-44510	FENDER,LH	1				5.7	12.54
160	01133-51225	BOLT	2				0.038	0.0836
170	68811-44520	FENDER,RH	1				5.5	12.1
180	01133-51225	BOLT	2				0.038	0.0836
190	68811-44610	BRACKET,LIGHT LH	1				1.8	3.96
200	68811-44620	BRACKET,LIGHT RH	1				1.6	3.52
210	01133-51016	BOLT	6				0.015	0.033
220	04013-50100	WASHER,PLAIN	6				0	0
230	68811-44630	COVER,LIGHT	2				0.47	1.034
240	01123-50816	BOLT	8				0.011	0.0242
250	04013-50080	WASHER,PLAIN	8				0	0

REAR COVER (1)



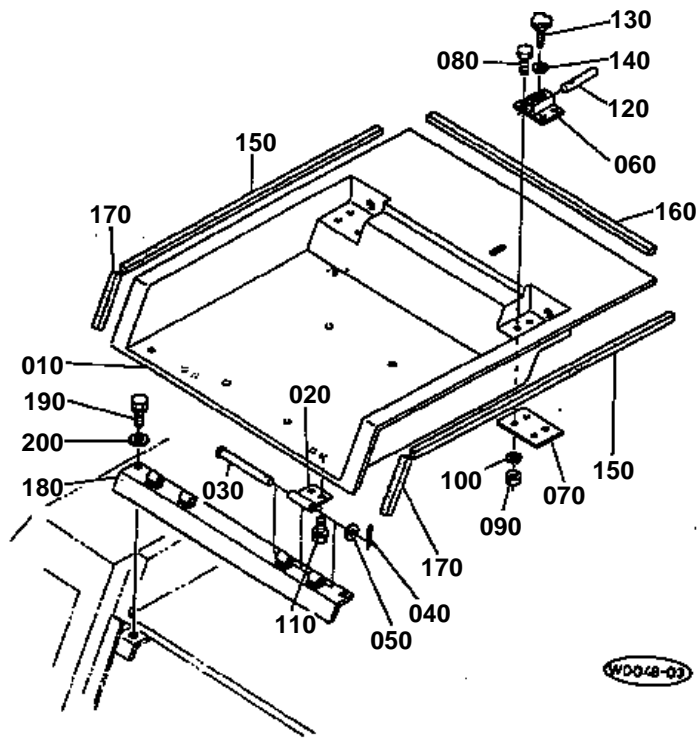


REAR COVER (1)

↔ Interchangeable; ≠ not interchangeable; ← new for old; → old for new

REF.No	Part No.	Description	Q'ty	S.No.	I/C	REMARKS	Weight (kgf)	Weight (lb)
010	68817-43110	BONNET 1	1	≤20349			14.7	32.34
010	68817-43116	BONNET 1	1	≥20350	≠	CHANGE	20	44
020	64441-61870	STOPPER	2				0.025	0.055
030	01222-50612	BOLT	4				0.004	0.0088
040	04512-50060	WASHER,SPRING	4				0	0
050	01123-50820	BOLT	1				0.011	0.0242
060	04013-50080	WASHER,PLAIN	1				0	0
070	04013-50100	WASHER,PLAIN	4				0	0
080	01133-51020	BOLT	4				0.02	0.044
090	68817-43510	HANDLE,CATCH	4	≤20324			0.15	0.33
090	68817-43510	HANDLE,CATCH	2	≥20325		CHANGE	0.15	0.33
100	31351-29440	RAIL,HAND	2				0	0
110	02176-50140	NUT	4				0.014	0.0308
120	04013-50140	WASHER,PLAIN	4				0	0
130	68817-43120	BONNET 2	1	≤20349			0	0
130	68817-43125	BONNET 2	1	≥20350	≠	CHANGE	20	44
140	68818-43190	GROMMET	1				0.025	0.055
150	01123-50820	BOLT	1				0.011	0.0242
160	04013-50080	WASHER,PLAIN	1				0	0
170	04013-50100	WASHER,PLAIN	4				0	0
180	01133-51020	BOLT	4				0.02	0.044
190	68811-43610	COVER,SIDE BONNET	1				4	8.8
200	68811-43133	COVER,SIDE BONNET	1				3	6.6
210	68811-43190	HINGE,BONNET	4				0.063	0.1386
220	03034-50612	SCREW,WITH WASHER	20				0.006	0.0132
230	68811-43620	COVER	1				1.4	3.08
240	68811-43310	SEAL,COVER	4	≤20324			0.03	0.066
240	68811-43310	SEAL,COVER	2	≥20325		CHANGE OF QUANTITY	0.03	0.066
250	68811-43320	SEAL,COVER	4				0.015	0.033
260	68811-43450	RUBBER	1				0.03	0.066
270	68811-43460	PLATE	1				0.21	0.462
280	03004-50612	SCREW,WITH WASHER	4				0.005	0.011
290	68811-43510	HANDLE,CATCH	2	≥20325		ADD	0.15	0.33

SEAT FRAME



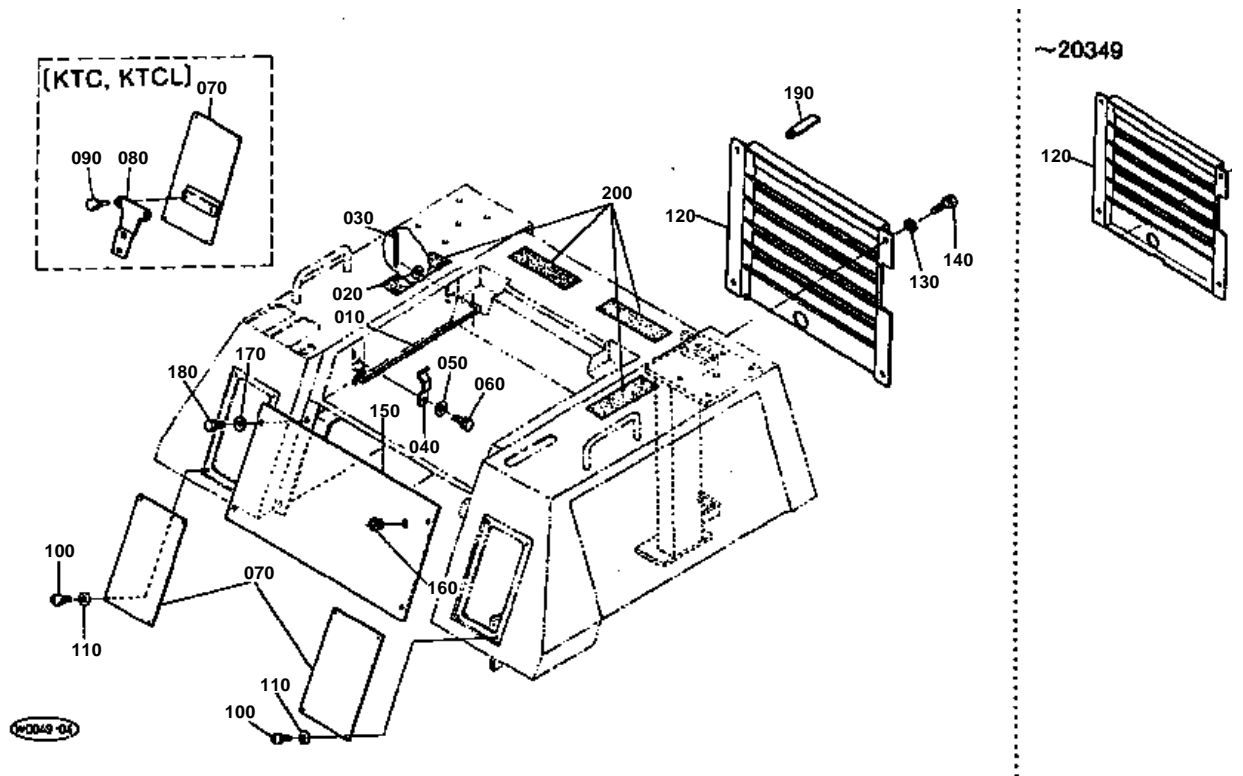


SEAT FRAME

↔ Interchangeable; ≠ not interchangeable; ← new for old; → old for new

REF.No	Part No.	Description	Q'ty	S.No.	I/C	REMARKS	Weight (kgf)	Weight (lb)
010	68817-43143	BONNET	1	<=20168			0	0
010	68817-43146	BONNET	1	>=20169	←	CHANGE	15	33
020	68817-43493	PLATE,FULCRUM	2				0.13	0.286
030	68817-43520	PIN	2				0.048	0.1056
040	05511-50215	PIN,SPLIT	2				0.001	0.0022
050	04012-50080	WASHER,PLAIN	2				0.001	0.0022
060	68817-43620	BASE,LOCK	2				0.252	0.5544
070	68817-43640	SPACER	2				0.206	0.4532
080	01153-50825	BOLT	8				0.012	0.0264
090	02114-50080	NUT	8				0.005	0.011
100	04512-50080	WASHER,SPRING	8				0	0
110	01133-51020	BOLT	4				0.02	0.044
120	68817-43630	LOCK	2				0.062	0.1364
130	01820-50620	BOLT,KNOB	2				0.015	0.033
140	04013-50060	WASHER,PLAIN	2				0	0
150	68817-43330	SEAL,COVER 3	2				0.018	0.0396
160	68817-43340	SEAL,COVER 4	1				0.018	0.0396
170	68811-43350	SEAL,COVER 5	2				0.001	0.0022
180	68817-43443	FRAME 6	1				1.04	2.288
190	01133-51020	BOLT	2				0.02	0.044
200	04013-50100	WASHER,PLAIN	2				0	0

REAR COVER (2)

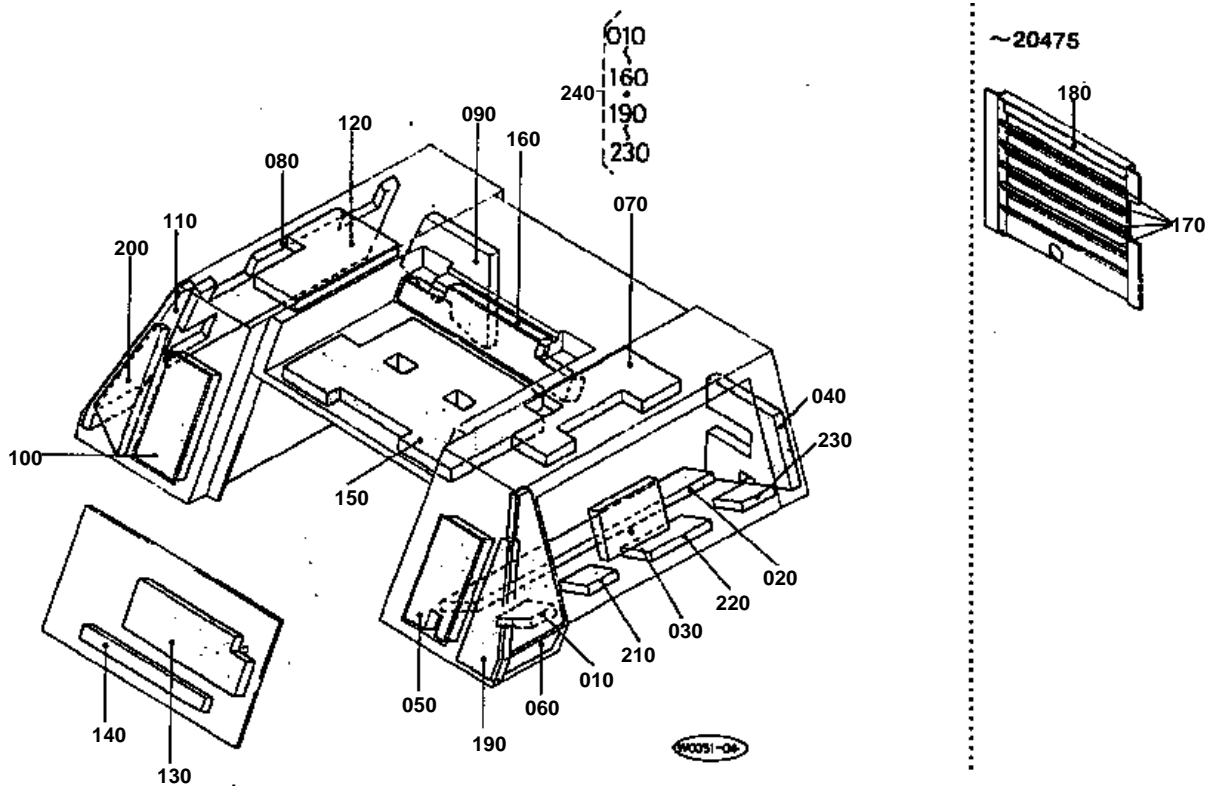




REAR COVER (2)

↔ Interchangeable; ≠ not interchangeable; ← new for old; → old for new

REF.No	Part No.	Description	Q'ty	S.No.	I/C	REMARKS	Weight (kgf)	Weight (lb)
010	68811-43250	SUPPORT	1				0.1	0.22
020	04013-50060	WASHER,PLAIN	1				0	0
030	05511-51615	PIN,SPLIT	1				0.001	0.0022
040	68811-43260	CLAMP	1				0.008	0.0176
050	04015-50080	WASHER,PLAIN	1				0	0
060	01123-50820	BOLT	1				0.011	0.0242
070	68817-43170	COVER	1			KTC KTCL	0.556	1.2232
070	68817-43180	COVER,RH	1			KTC KTCL	0.71	1.562
070	68817-43170	COVER,RH	2			KTA KE KTUK	0.556	1.2232
080	32530-71752	CLAMP,MARK	1			KTC KTCL BH TYPE	0.2	0.44
090	01123-50816	BOLT	2				0.011	0.0242
100	03007-50614	SCREW,WITH WASHER	8				0.006	0.0132
110	04013-50060	WASHER,PLAIN	8				0	0
120	68817-43150	GRILLE,RADIATOR	1	<=20349			6.5	14.3
120	68817-43152	GRILLE,RADIATOR	1	>=20350	≠		6.1	13.42
130	04013-50100	WASHER,PLAIN	4				0	0
140	01133-51016	BOLT	4				0.015	0.033
150	68811-43162	COVER	1				3.4	7.48
160	68811-43550	BUSH	1				0.001	0.0022
170	04013-50100	WASHER,PLAIN	4				0	0
180	01133-51020	BOLT	4				0.02	0.044
190	34150-29370	CLAMP,CORD	2	<=20270			0.005	0.011
190	35340-29380	CLAMP,CORD	2	>=20271	←		0.01	0.022
200	68811-51140	STOPPER 2	4	>=20001		BH TYPE	0.003	0.0066

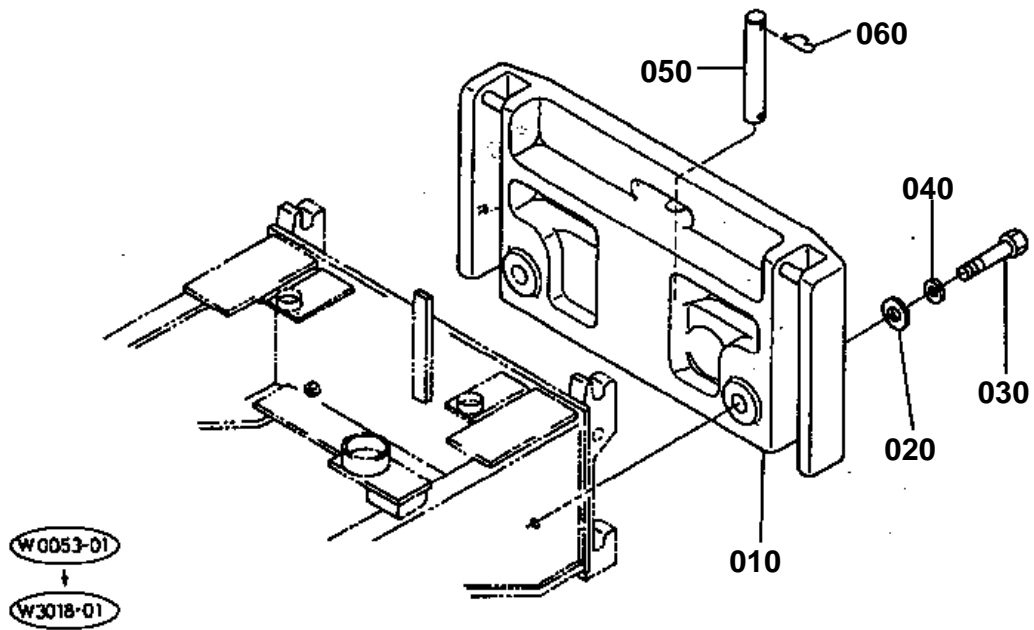




BONNET SPONGE [KTC KTCL KTA]

↔ Interchangeable; ≠ not interchangeable; ← new for old; → old for new

REF.No	Part No.	Description	Q'ty	S.No.	I/C	REMARKS	Weight (kgf)	Weight (lb)
010	68811-43712	SPONGE	1				0.015	0.033
020	68811-43722	SPONGE	1				0.06	0.132
030	68811-43732	SPONGE	1				0.05	0.11
040	68817-43740	SPONGE	1				0.1	0.22
050	68817-43750	SPONGE	1				0.04	0.088
060	68811-43760	SPONGE	1				0.04	0.088
070	68817-43770	SPONGE	1				0.11	0.242
080	68811-43780	SPONGE	1				0.19	0.418
090	68817-43790	SPONGE	1				0.135	0.297
100	68817-43810	SPONGE	1				0.03	0.066
110	68817-43820	SPONGE	1				0.05	0.11
120	68817-43830	SPONGE	1				0.1	0.22
130	68811-43842	SPONGE	1				0.11	0.242
140	68811-43850	SPONGE	1				0.03	0.066
150	68817-43860	SPONGE	1	≤20168			0	0
150	68817-43864	SPONGE	1	≥20169	←	CHANGE	0.14	0.308
160	68817-43880	SPONGE	1				0.038	0.0836
170	68811-43890	SPONGE	4	≤20475		DISCONTINUANCE	0.01	0.022
180	68811-43910	SPONGE	1	≤20475		DISCONTINUANCE	0.03	0.066
190	68817-43930	SPONGE	1				0.02	0.044
200	68817-43940	SPONGE	1				0.08	0.176
210	68811-43960	SPONGE	1				0.015	0.033
220	68811-43970	SPONGE	1				0.025	0.055
230	68811-43980	SPONGE	1				0.02	0.044
240	68817-43800	ASSY SPONGE	1				1.2	2.64

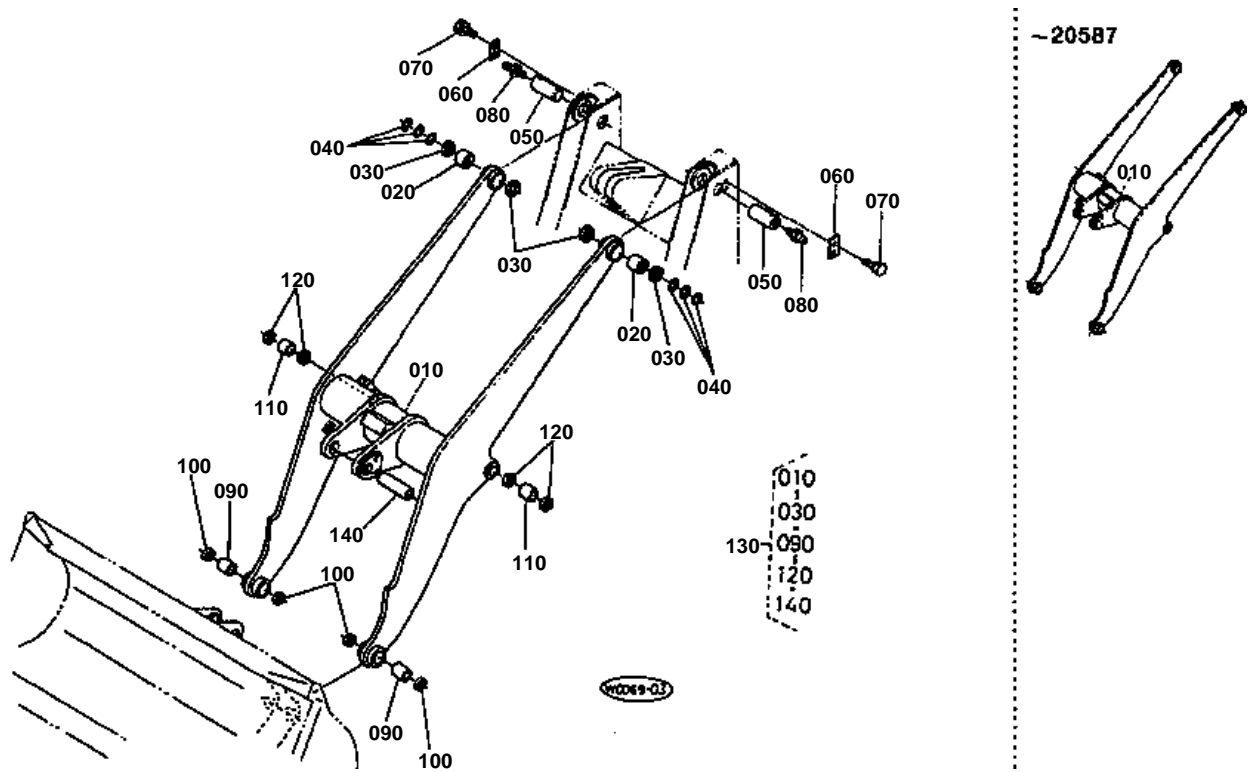


**WEIGHT**

↔ Interchangeable; ≠ not interchangeable; ← new for old; → old for new

REF.No	Part No.	Description	Q'ty	S.No.	I/C	REMARKS	Weight (kgf)	Weight (lb)
010	68811-48153	WEIGHT	1			EXCEPT BH TYPE	300	660
020	68811-48122	WASHER	2			EXCEPT BH TYPE	0.071	0.1562
030	01173-52008	BOLT	2			EXCEPT BH TYPE	0	0
040	04512-50200	WASHER,SPRING	2			EXCEPT BH TYPE	0	0
050	68811-48210	PIN	1			EXCEPT BH TYPE	1.07	2.354
060	68811-41520	PIN,SNAP	1			EXCEPT BH TYPE	0.01	0.022

SHOVEL FRAME

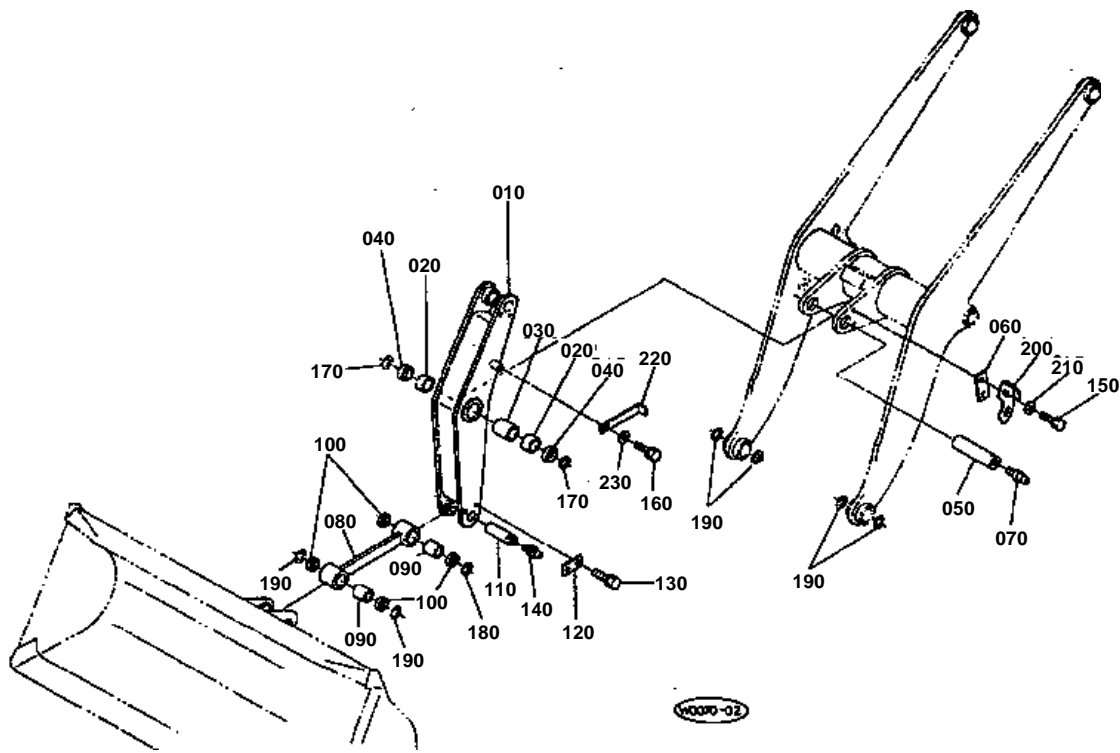


**SHOVEL FRAME**

↔ Interchangeable; ≠ not interchangeable; ← new for old; → old for new

REF.No	Part No.	Description	Q'ty	S.No.	I/C	REMARKS	Weight (kgf)	Weight (lb)
010	68817-71110	FRAME SHOVEL	1	<=20401			0	0
010	68817-71113	FRAME SHOVEL	1	>=20402	←	CHANGE	175	385
010	68817-71115	FRAME SHOVEL	1	>=20588	≠	CHANGE	177	389.4
020	68811-71120	BUSH	2				0.35	0.77
030	68811-71140	SEAL,DUST	4				0.02	0.044
040	68241-66910	SHIM	6				0.025	0.055
050	68811-71150	PIN	2				1.84	4.048
060	69201-71240	PLATE,KEY	2				0.05	0.11
070	01133-51020	BOLT	4				0.02	0.044
080	06613-10010	NIPPLE,GREASE	2				0.006	0.0132
090	68811-71130	BUSH	2				0.34	0.748
100	68741-66780	SEAL,DUST	4				0.01	0.022
110	68741-66630	BUSH	2				0.15	0.33
120	68741-66650	SEAL,DUST	4				0.005	0.011
130	68817-71100	ASSY FRAME SHOVEL	1	<=20587			0	0
130	68817-71103	ASSY FRAME SHOVEL	1	>=20588	≠	CHANGE	150	330
140	68861-71230	PIN	1	>=20588			3.64	8.008

TILT ARM

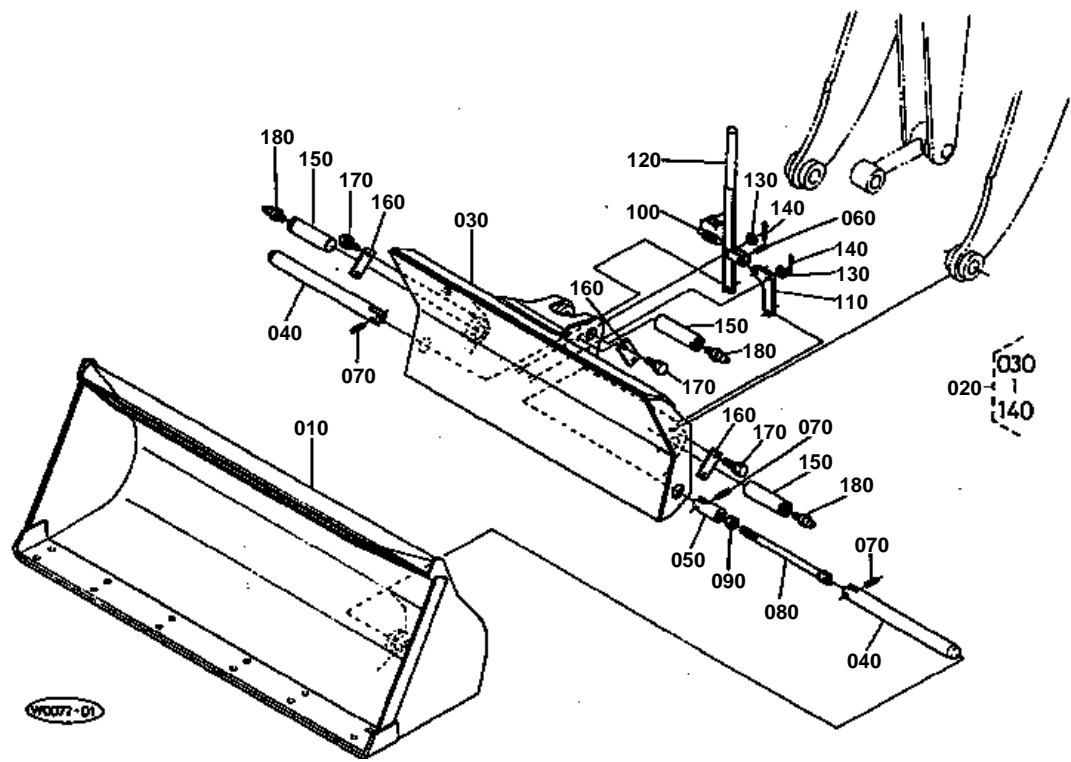


**TILT ARM**

↔ Interchangeable; ≠ not interchangeable; ← new for old; → old for new

REF.No	Part No.	Description	Q'ty	S.No.	I/C	REMARKS	Weight (kgf)	Weight (lb)
010	68811-71210	ARM,TILT	1				43	94.6
020	68811-71270	BUSH	2				0.19	0.418
030	68811-71220	COLLAR	1				0.32	0.704
040	68811-71140	SEAL,DUST	2				0.02	0.044
050	68811-71230	PIN	1				3.1	6.82
060	68811-71240	PLATE,KEY	1				0.1	0.22
070	06613-10010	NIPPLE,GREASE	1				0.006	0.0132
080	68811-71250	LINK,TILT	1				6.65	14.63
090	68811-71130	BUSH	2				0.34	0.748
100	68741-66780	SEAL,DUST	4				0.01	0.022
110	68811-71260	PIN	1				1.35	2.97
120	68811-71240	PLATE,KEY	1				0.1	0.22
130	01133-51020	BOLT	2				0.02	0.044
140	06613-10010	NIPPLE,GREASE	1				0.006	0.0132
150	01133-51020	BOLT	2			KTC KTCL KTA	0.02	0.044
170	68241-66910	SHIM	2				0.025	0.055
180	68131-67720	SHIM	1				0.024	0.0528
190	68131-67720	SHIM	6				0.024	0.0528

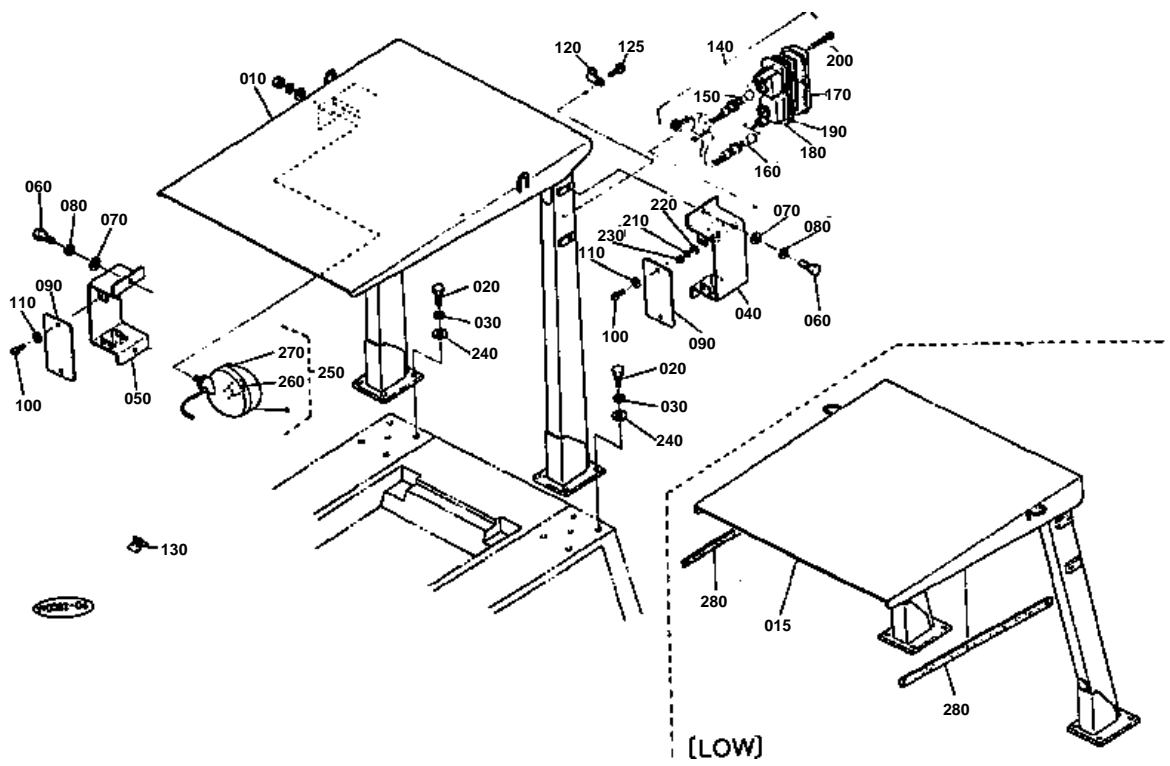
MULTI COUPLER BUCKET [KTCL]



**MULTI COUPLER BUCKET [KTCL]**

↔ Interchangeable; ≠ not interchangeable; ← new for old; → old for new

REF.No	Part No.	Description	Q'ty	S.No.	I/C	REMARKS	Weight (kgf)	Weight (lb)
010	90215-51100	BUCKET	1				167	367.4
020	90214-71110	COUPLER	1				0	0
030	90214-71120	FRAME,COUPLER	1				0	0
040	90214-71130	PIN	2				0	0
050	90214-71140	FORKED	1				0.07	0.154
060	05411-01022	PIN,SPRING	1				0.02	0.044
070	05411-01032	PIN,SPRING	3				0.01	0.022
080	90214-71162	ROD	1				0.155	0.341
090	02174-50160	NUT	1				0.022	0.0484
100	90214-71180	SPRING	2				0.06	0.132
110	90214-71190	LINK	1				0.25	0.55
120	90214-71210	LEVER	1				0	0
130	04011-50100	WASHER,PLAIN	2				0.002	0.0044
140	05511-50320	PIN,SPLIT	2				0.002	0.0044
150	68811-71260	PIN	3				1.35	2.97
160	68811-71240	PLATE,KEY	3				0.1	0.22
170	01133-51020	BOLT	6				0.02	0.044
180	06613-10010	NIPPLE,GREASE	3				0.006	0.0132



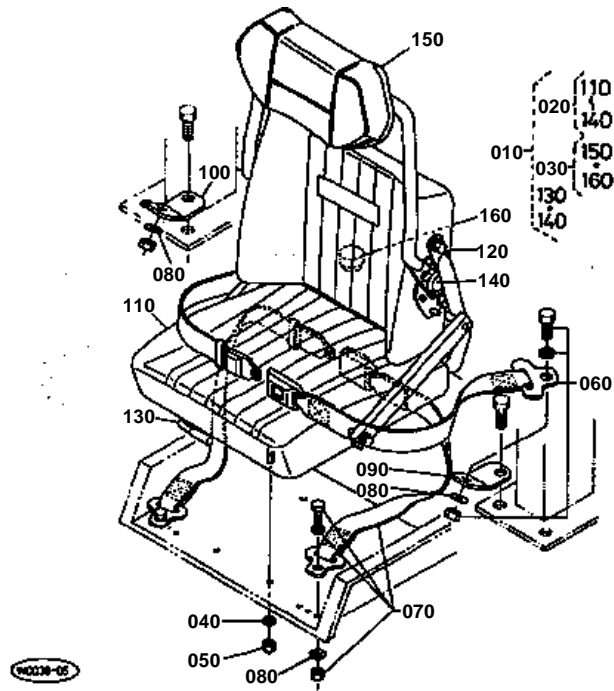


CANOPY (ROPS) [KTC KTCL KTA]

↔ Interchangeable; ≠ not interchangeable; ← new for old; → old for new

REF.No	Part No.	Description	Q'ty	S.No.	I/C	REMARKS	Weight (kgf)	Weight (lb)
010	68817-45220	FRAME,ROPS	1				110	242
015	68817-45250	FRAME,ROPS (LOW)	1				80	176
020	01176-51640	BOLT	8				0.085	0.187
030	04512-50160	WASHER,SPRING	8				0	0
040	68817-45310	BRACKET,LIGHT LH	1	<=20815			1.18	2.596
040	68817-45312	BRACKET,LIGHT LH	1	>=20816	←		0	0
050	68817-45320	BRACKET,LIGHT RH	1	<=20815			1.19	2.618
050	68817-45322	BRACKET,LIGHT RH	1	>=20816	←		0	0
060	01133-51016	BOLT	4				0.015	0.033
070	04013-50100	WASHER,PLAIN	4				0	0
080	04512-50100	WASHER,SPRING	4				0	0
090	68817-45330	COVER,LIGHT	2				0.205	0.451
100	03004-50614	SCREW,WITH WASHER	4				0.006	0.0132
110	04013-50060	WASHER,PLAIN	4				0	0
120	68817-53710	CLAMP,CORD	6	<=20046			0.003	0.0066
120	15272-67570	CLAMP,CORD	6	>=20047	←	CHANGE	0.003	0.0066
125	01023-50616	BOLT	6	>=20047		ADD	0.005	0.011
130	68817-53720	CLAMP,CORD	2				0.001	0.0022
140	68811-53120	LAMP,REAR COMBINATIO	2				0.35	0.77
150	68811-53730	BULB,LIGHT	1				0.015	0.033
160	68811-53740	BULB,LIGHT	1				0.02	0.044
170	68811-53750	LENS	1				0.08	0.176
180	68811-53760	ASSY HOUSING	1				0.112	0.2464
190	68811-53770	GASKET,LENS	1				0.008	0.0176
200	68811-53780	SCREW	2				0.002	0.0044
210	04512-50060	WASHER,SPRING	4				0	0
220	04013-50060	WASHER,PLAIN	4				0	0
230	02056-50060	NUT	4				0.002	0.0044
240	04011-50160	WASHER,PLAIN	8				0	0
250	68131-53130	ASSY LAMP	1			BH TYPE	0	0
260	68131-53530	BULB	1			BH TYPE	0.02	0.044
270	68131-53520	LENS	1			BH TYPE	0.11	0.242
280	68817-45270	RUBBER,PROTECTOR	2				0.08	0.176

SEAT

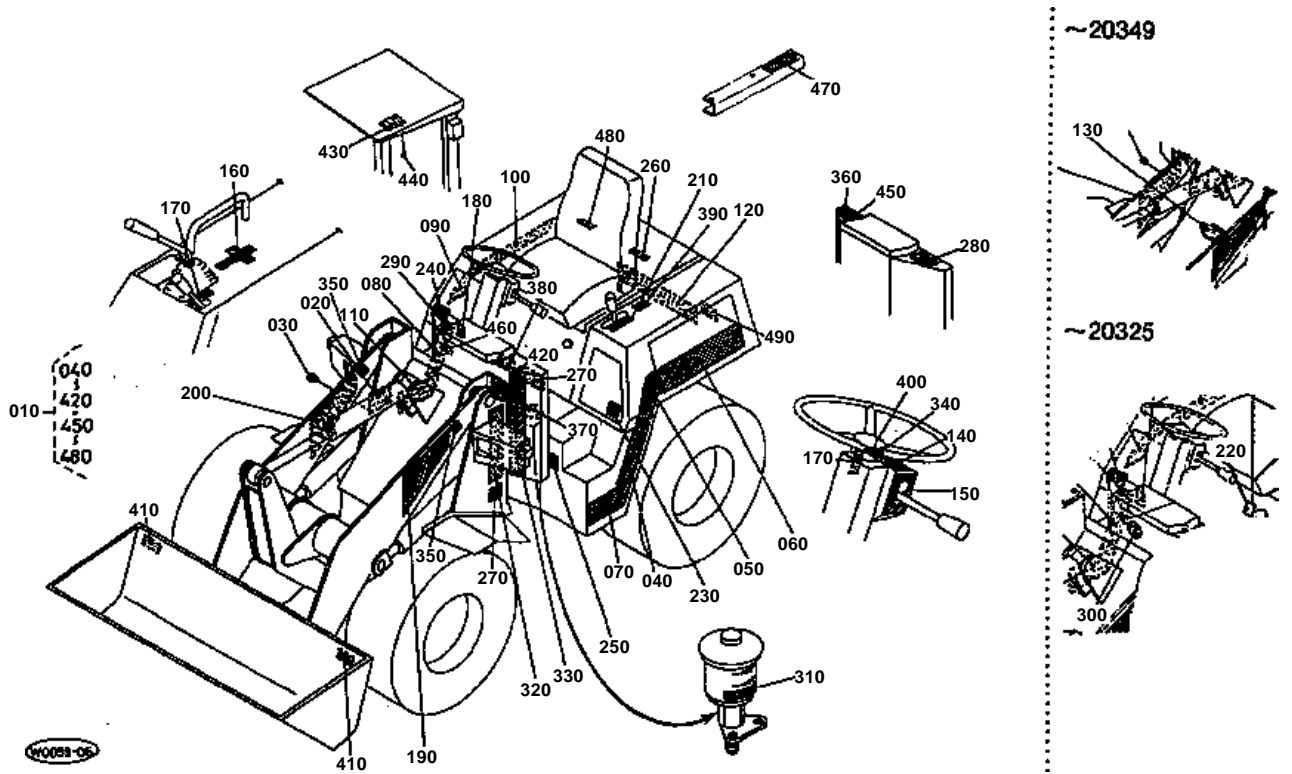




SEAT

↔ Interchangeable; ≠ not interchangeable; ← new for old; → old for new

REF.No	Part No.	Description	Q'ty	S.No.	I/C	REMARKS	Weight (kgf)	Weight (lb)
010	68817-38600	ASSY SEAT	1			BH TYPE	18.5	40.7
020	68811-38503	ASSY SEAT	1				14.8	32.56
030	68817-38550	COMP BACK REST	1			BH TYPE	3.5	7.7
040	04512-50080	WASHER,SPRING	4				0	0
050	02114-50080	NUT	4				0.005	0.011
060	68817-43380	ASSY BELT,SEAT	1				0.85	1.87
070	68817-43390	ASSY BELT,SEAT	1			BH TYPE	0.9	1.98
080	04013-50120	WASHER,PLAIN	2				0	0
080	04013-50120	WASHER,PLAIN	4			BH TYPE	0	0
090	68817-45230	BRACKET,SEAT BELT LH	1				0.15	0.33
100	68817-45240	BRACKET,SEAT BELT RH	1				0.16	0.352
110	68811-38110	ASSY CUSHION,SEAT	1				4.8	10.56
120	68811-38120	ASSY BACK,SEAT	1				4	8.8
130	68811-38130	ASSY SLIDE LAIL	1				1.8	3.96
140	68811-38140	ASSY KNOB,LOCK	2				0.02	0.044
150	68817-38560	BACKREST	1			BH TYPE	0.73	1.606
160	68811-38140	ASSY KNOB,LOCK	1			BH TYPE	0.02	0.044



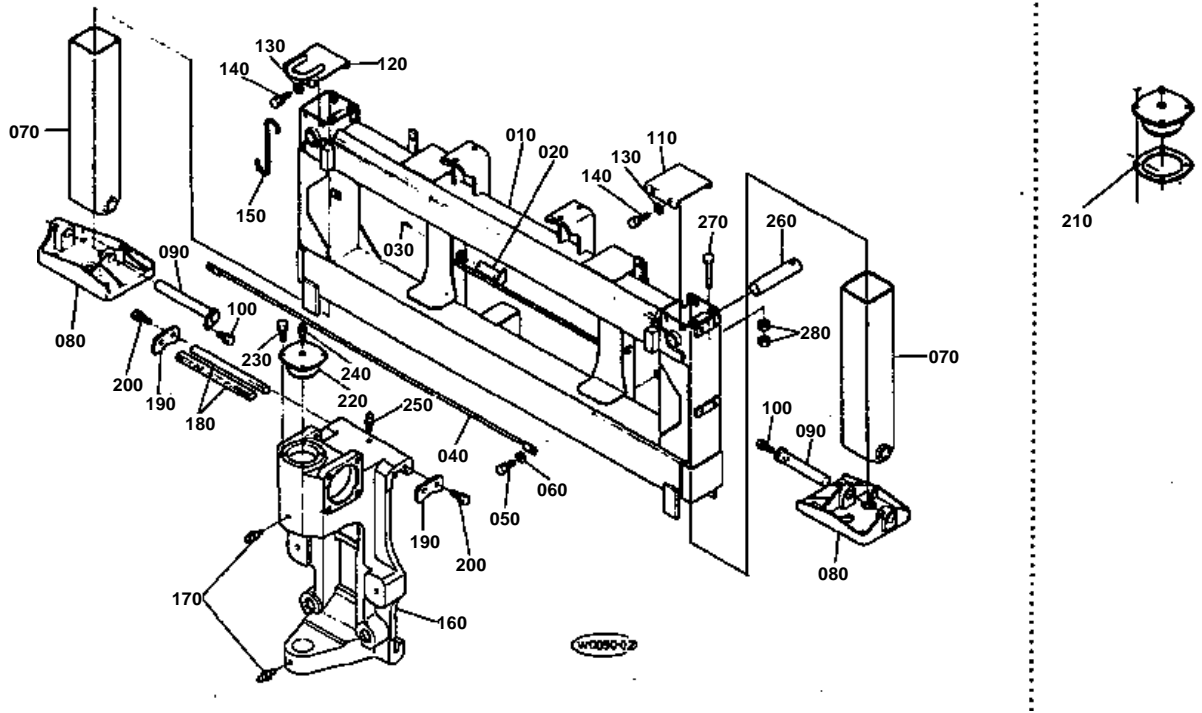


LABEL [KTC KTCL]

↔ Interchangeable; ≠ not interchangeable; ← new for old; → old for new

REF.No	Part No.	Description	Q'ty	S.No.	I/C	REMARKS	Weight (kgf)	Weight (lb)
010	68817-57700	ASSY LABEL	1				0	0
020	68818-57110	NAME PLATE,MAIN	1	<=20225			0.035	0.077
020	69211-57980	NAME PLATE,MAIN	1	>=20226	←	CHANGE	0.03	0.066
030	54102-24420	RIVET	4				0.001	0.0022
040	68817-57122	LABEL	1				0.012	0.0264
050	68812-57130	LABEL	1				0.002	0.0044
060	68817-57140	LABEL	1				0.024	0.0528
070	68817-57380	LABEL	1				0.012	0.0264
080	68817-57152	LABEL	1				0.006	0.0132
090	68812-57160	LABEL	1				0.002	0.0044
100	68817-57170	LABEL	1				0.024	0.0528
110	68817-57390	LABEL	1				0.012	0.0264
120	68811-57930	LABEL,KUBOTA	1				0.008	0.0176
130	68817-57190	MARK	1	<=20349		DISCONTINUANCE	0.018	0.0396
140	68811-57210	LABEL,S-CHANGE	1				0.001	0.0022
150	68818-57240	LABEL,S-CHANGE	1				0.015	0.033
160	68811-57220	LABEL	1				0.001	0.0022
170	68748-57130	LABEL	2				0.001	0.0022
180	68811-57250	LABEL,LIGHT SWITCH	1				0.001	0.0022
190	68812-57260	LABEL	1				0.026	0.0572
200	68812-57270	LABEL	1				0.022	0.0484
210	68811-57280	LABEL,ACCEL	1				0.001	0.0022
220	68811-57290	LABEL,ENGINE STOP	1	<=20325		DISCONTINUANCE	0.001	0.0022
230	68261-57610	LABEL	1				0.001	0.0022
240	68261-57620	LABEL	1				0.001	0.0022
250	69201-57620	LABEL	1				0.002	0.0044
260	68061-57350	LABEL	1				0.001	0.0022
270	68817-57720	LABEL	1				0.001	0.0022
280	68817-57730	LABEL	1				0.005	0.011
290	68285-57890	LABEL	1				0.001	0.0022
300	68331-57610	NAME PLATE	1	<=20324		DISCONTINUANCE	0.001	0.0022
310	68817-57660	LABEL	1				0.001	0.0022
320	68817-57610	MARKS,COUTION 1	2				0.008	0.0176
330	68817-57620	MARKS,COUTION 2	2				0.017	0.0374
340	68817-57670	LABEL	1				0.001	0.0022
350	68817-57680	LABEL	2				0.001	0.0022
360	68817-57790	LABEL	1				0.001	0.0022
370	68817-57710	LABEL	2				0.001	0.0022
380	68817-57690	LABEL	1				0.005	0.011
390	68817-57740	LABEL	1				0.001	0.0022
400	68551-57190	LABEL	1				0.001	0.0022
410	68811-57430	LABEL	2				0.001	0.0022
420	68817-57630	LABEL	1				0.001	0.0022
430	68817-57110	LABEL,ROPS	1			BH TYPE	0	0
430	68817-57210	LABEL,ROPS (LOW)	1				0.002	0.0044
440	54102-24420	RIVET	4				0.001	0.0022
450	68817-57760	LABEL	1				0.001	0.0022
460	68817-57770	LABEL	1				0.001	0.0022
470	68817-57810	LABEL	1				0.002	0.0044
480	68817-57820	LABEL	2	>=20047		ADD	0.002	0.0044
490	68817-57830	LABEL,COUPLER	1	>=20441		ADD	0.001	0.0022

SLIDE FRAME



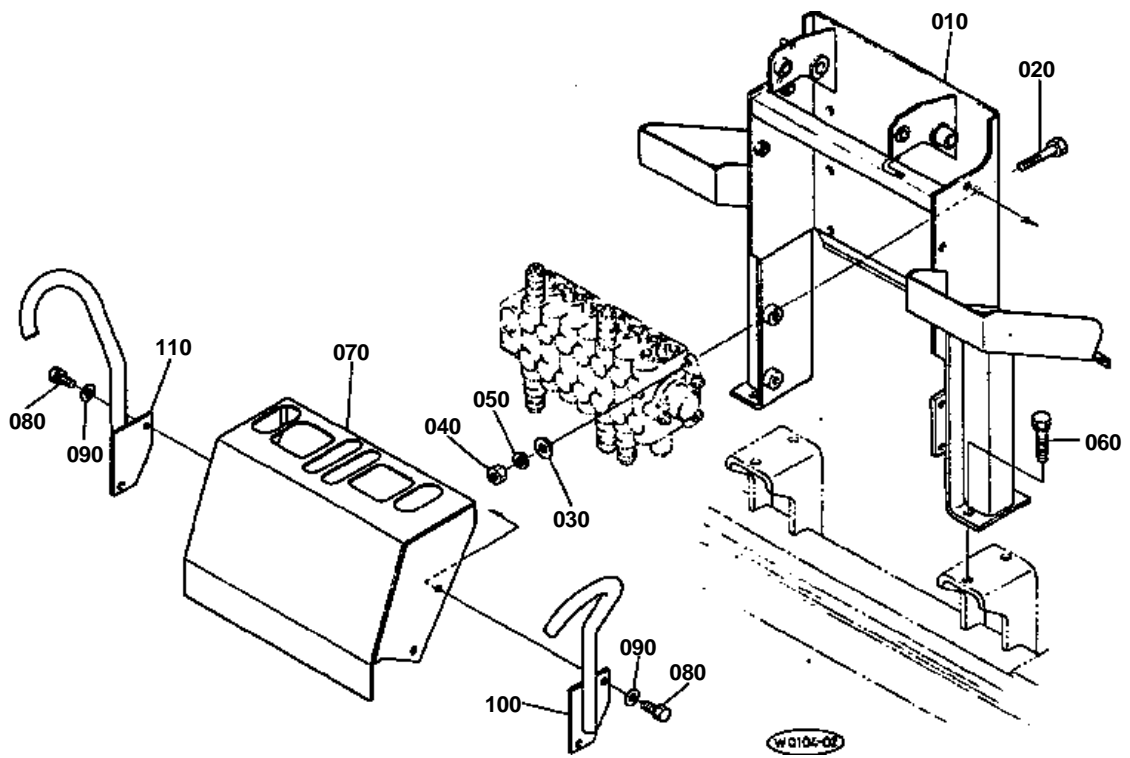


SLIDE FRAME

↔ Interchangeable; ≠ not interchangeable; ← new for old; → old for new

REF.No	Part No.	Description	Q'ty	S.No.	I/C	REMARKS	Weight (kgf)	Weight (lb)
010	68817-66110	FRAME,SLIDE	1				0	0
020	68811-66132	PIN	2				0.38	0.836
030	68811-41520	PIN,SNAP	2				0.01	0.022
040	68817-66180	GUIDE,HOSE 2	2				0.6	1.32
050	01123-50816	BOLT	4				0.011	0.0242
060	04013-50080	WASHER,PLAIN	4				0	0
070	68811-66210	RIGGER,OUT	2				9.3	20.46
080	69201-66233	PLATE	2				6.1	13.42
090	69201-67253	PIN	2				1.08	2.376
100	01123-51016	BOLT	2				0.03	0.066
110	68817-66250	COVER	1				0.75	1.65
120	68817-66260	COVER	1				1.25	2.75
130	04013-50080	WASHER,PLAIN	8				0	0
140	01123-50820	BOLT	8				0.011	0.0242
150	68811-66280	HOOK	1				1.35	2.97
160	68817-66310	BRACKET,SLIDE	1				77	169.4
170	06613-10010	NIPPLE,GREASE	2				0.006	0.0132
180	68817-66330	PIN	2				1.5	3.3
190	68817-66340	STOPPER	2				0.3	0.66
200	01133-51020	BOLT	4				0.02	0.044
210	68817-66350	GASKET	1	←=20324		DISCONTINUANCE	0.002	0.0044
220	68817-66360	COVER	1				1.79	3.938
230	01123-50820	BOLT	4				0.011	0.0242
240	06613-10010	NIPPLE,GREASE	1				0.006	0.0132
250	06613-10010	NIPPLE,GREASE	1				0.006	0.0132
260	68811-67220	PIN	2				0.86	1.892
270	01173-51065	BOLT	2				0.04	0.088
280	02118-50100	NUT	4				0.005	0.011

CONTROL VALVE STAND

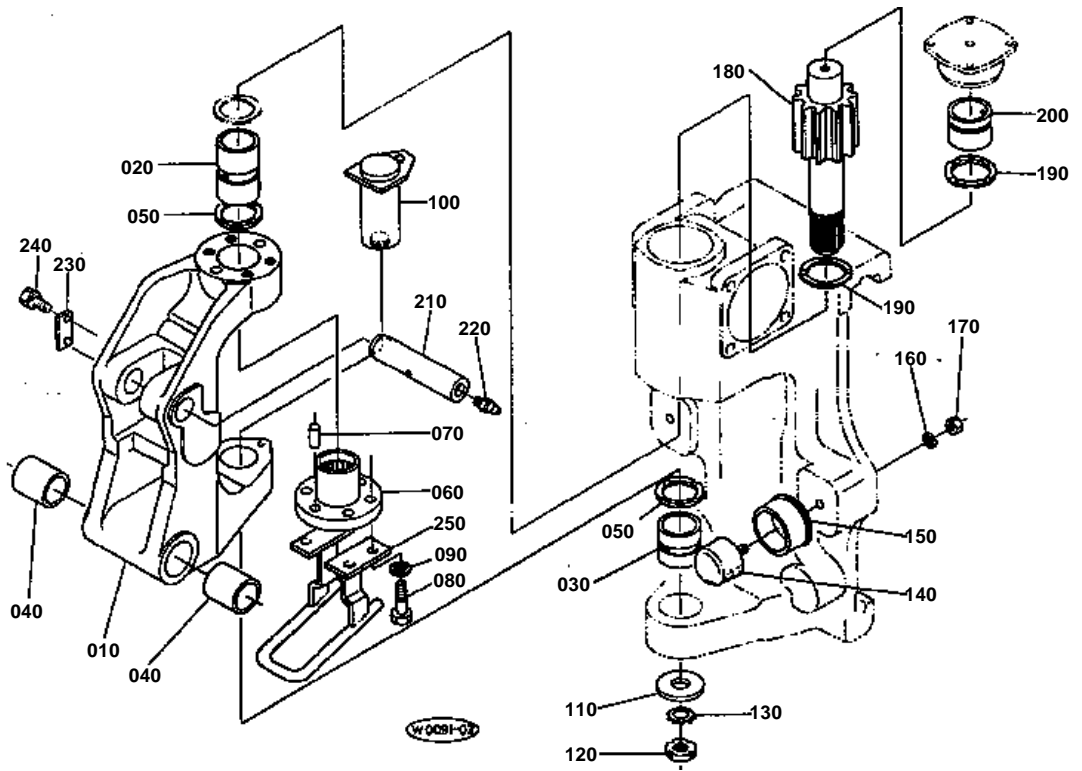


**CONTROL VALVE STAND**

↔ Interchangeable; ≠ not interchangeable; ← new for old; → old for new

REF.No	Part No.	Description	Q'ty	S.No.	I/C	REMARKS	Weight (kgf)	Weight (lb)
010	68817-69130	SUPPORT,VALVE	1	<=20349			0	0
010	68817-69136	SUPPORT,VALVE	1	>=20350	←	CHANGE	20	44
020	01173-51030	BOLT	4				0.023	0.0506
030	04013-50100	WASHER,PLAIN	4				0	0
040	02118-50100	NUT	4				0.005	0.011
050	04512-50100	WASHER,SPRING	4				0	0
060	01133-51030	BOLT	4				0.025	0.055
070	68817-69140	COVER	1				3.5	7.7
080	01123-50820	BOLT	4				0.011	0.0242
090	04013-50080	WASHER,PLAIN	4				0	0
100	68817-69410	BALUSTRIDE LH	1				0.91	2.002
110	68817-69420	BALUSTRIDE RH	1				0.93	2.046

SWING BRACKET

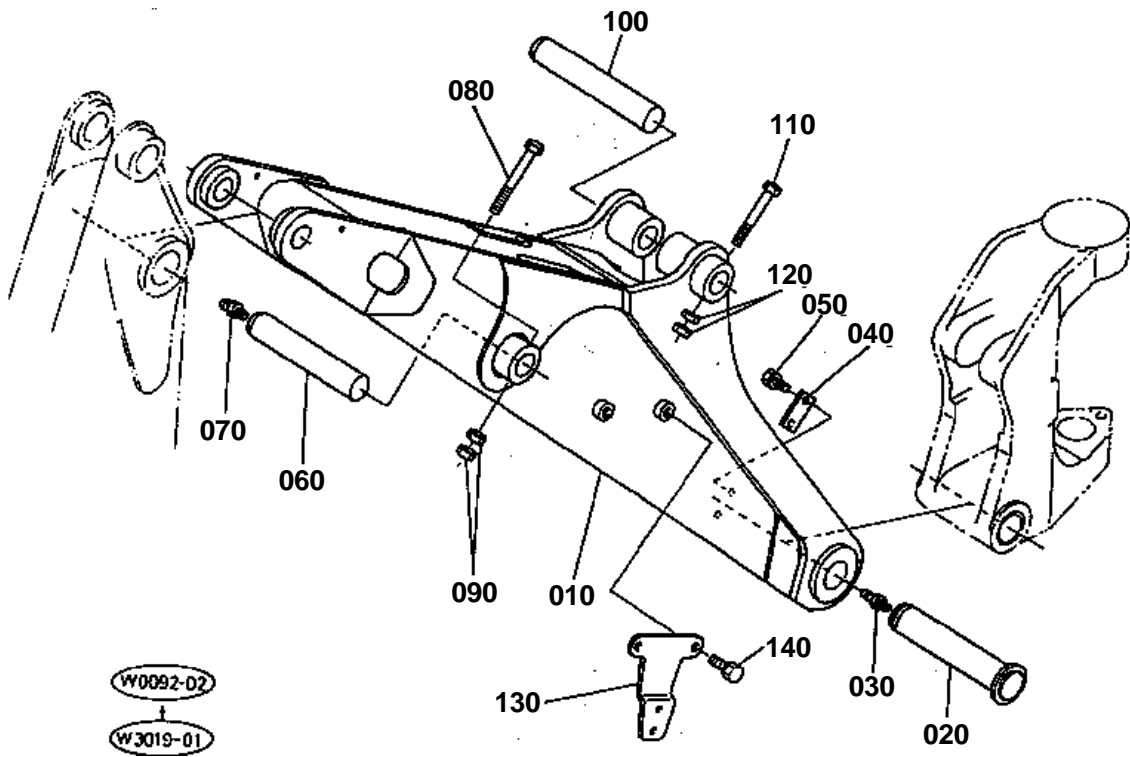


**SWING BRACKET**

↔ Interchangeable; ≠ not interchangeable; ← new for old; → old for new

REF.No	Part No.	Description	Q'ty	S.No.	I/C	REMARKS	Weight (kgf)	Weight (lb)
010	68817-66410	BRACKET,SWING	1				37	81.4
020	68817-67440	BUSH	1				0.65	1.43
030	68811-66463	BUSH	1				0.4	0.88
040	68741-66524	BUSH	2				0.36	0.792
050	68811-67460	COLLAR,THRUST	2				0.055	0.121
060	68817-66420	BOSS,SPLINE	1				2.05	4.51
070	68221-66430	PIN,KNOCK	2				0.05	0.11
080	01173-51645	BOLT	4	<=20385			0.092	0.2024
080	01173-51650	BOLT	4	>=20386		CHANGE	0.099	0.2178
090	04512-50160	WASHER,SPRING	4				0	0
100	68817-66450	SHAFT,FULCRUM	1				2.6	5.72
110	68817-66460	WASHER	1				0.11	0.242
120	02410-00050	NUT,BEARING	1				0.031	0.0682
130	04312-00050	WASHER,BEARING	1				0.005	0.011
140	68817-66370	CUSHION	2				0.25	0.55
150	68817-66380	CASE,CUSHION	2				0.37	0.814
160	04512-50120	WASHER,SPRING	2				0	0
170	02156-50120	NUT	2				0.01	0.022
180	68817-67430	PINION,SWING G	1				7.8	17.16
190	68811-67460	COLLAR,THRUST	2				0.055	0.121
200	68817-67450	BUSH	1				0.27	0.594
210	68817-67520	PIN	1				1.56	3.432
220	06613-10010	NIPPLE,GREASE	1				0.006	0.0132
230	69201-71240	PLATE,KEY	1				0.05	0.11
240	01133-51020	BOLT	2				0.02	0.044
250	68817-66430	GUIDE,HOSE 2	1	>=20386		ADD	0.6	1.32

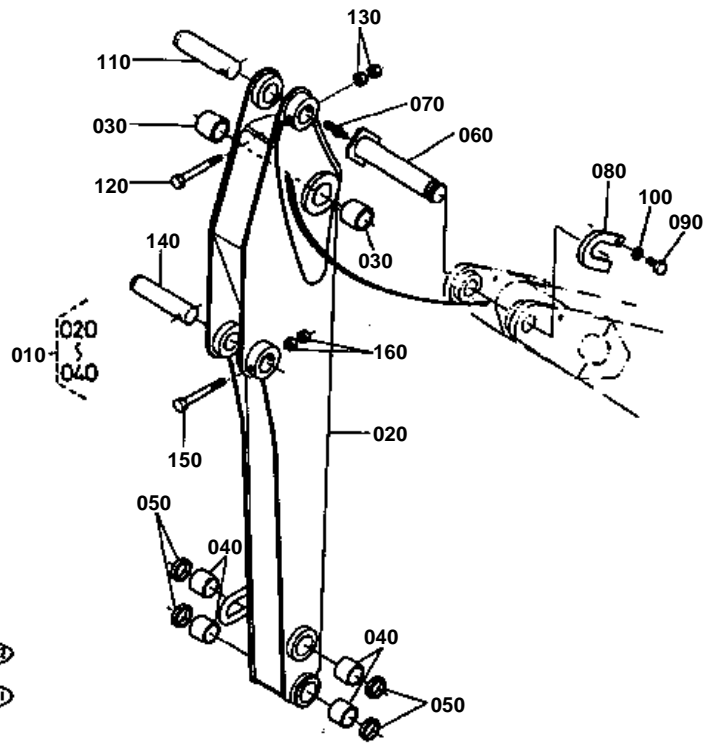
BOOM



**BOOM**

↔ Interchangeable; ≠ not interchangeable; ← new for old; → old for new

REF.No	Part No.	Description	Q'ty	S.No.	I/C	REMARKS	Weight (kgf)	Weight (lb)
010	68817-66510	BOOM	1				0	0
020	68817-66540	PIN	1				2.98	6.556
030	06613-10010	NIPPLE,GREASE	1				0.006	0.0132
040	69201-71240	PLATE,KEY	1				0.05	0.11
050	01133-51020	BOLT	2				0.02	0.044
060	68811-67530	PIN	1				2.2	4.84
070	06613-10010	NIPPLE,GREASE	1				0.006	0.0132
080	01173-51201	BOLT	1				0.094	0.2068
090	02174-50120	NUT	2				0.01	0.022
100	68817-67620	PIN	1				2.63	5.786
110	01173-51295	BOLT	1				0.086	0.1892
120	02174-50120	NUT	2				0.01	0.022
130	32530-71752	CLAMP,MARK	1			BH TYPE	0.2	0.44
140	01123-50816	BOLT	2			BH TYPE	0.011	0.0242

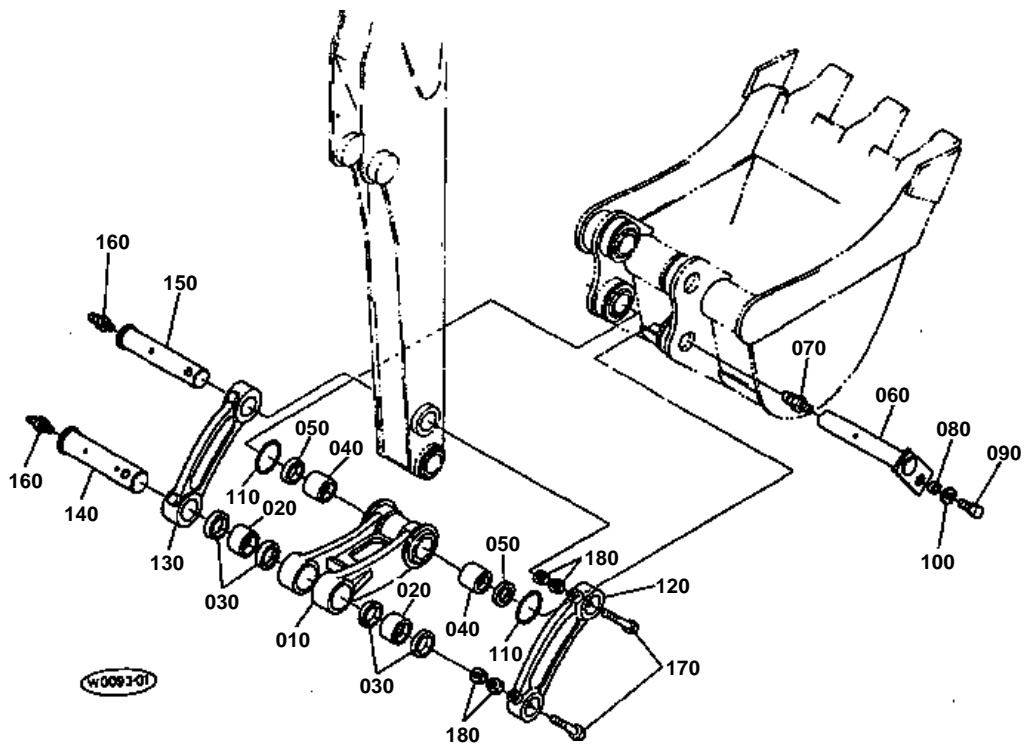


**ARM**

↔ Interchangeable; ≠ not interchangeable; ← new for old; → old for new

REF.No	Part No.	Description	Q'ty	S.No.	I/C	REMARKS	Weight (kgf)	Weight (lb)
010	68817-66600	ASSY ARM	1				0	0
020	68817-66610	ARM	1				0	0
030	68741-66620	BUSH	2	<=20290			0	0
030	68741-66624	BUSH	2	>=20291	←	CHANGE	0	0
040	68741-66630	BUSH	4				0.15	0.33
050	68741-66650	SEAL,DUST	4				0.005	0.011
060	68817-66620	PIN	1				2.42	5.324
070	06613-10010	NIPPLE,GREASE	1				0.006	0.0132
080	68131-67760	STOPPER	1				0.26	0.572
090	01073-51014	BOLT	1				0.02	0.044
100	04512-50100	WASHER,SPRING	1				0	0
110	68741-67560	PIN	1				1.45	3.19
120	01173-51295	BOLT	1				0.086	0.1892
130	02174-50120	NUT	2				0.01	0.022
140	68741-67560	PIN	1				1.45	3.19
150	01173-51295	BOLT	1				0.086	0.1892
160	02174-50120	NUT	2				0.01	0.022

BUCKET LINK

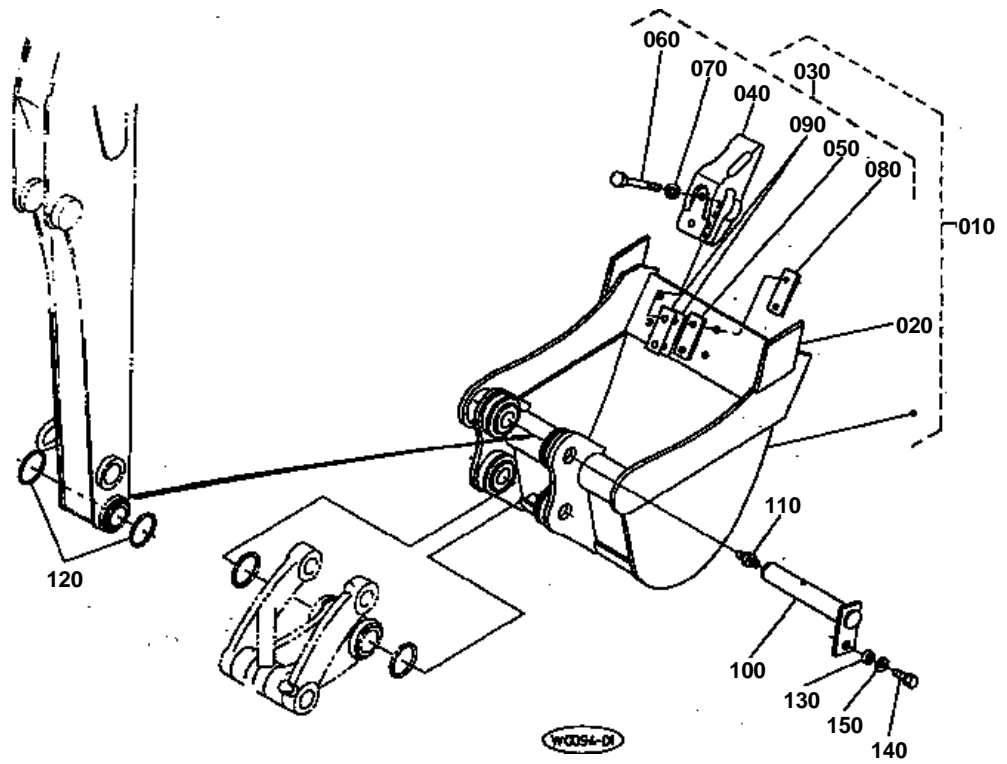


**BUCKET LINK**

↔ Interchangeable; ≠ not interchangeable; ← new for old; → old for new

REF.No	Part No.	Description	Q'ty	S.No.	I/C	REMARKS	Weight (kgf)	Weight (lb)
010	68741-66710	LINK,BUCKET	1				6.4	14.08
020	68741-66770	BUSH	2				0.17	0.374
030	68741-66780	SEAL,DUST	4				0.01	0.022
040	68741-66630	BUSH	2				0.15	0.33
050	68741-66650	SEAL,DUST	2				0.005	0.011
060	68741-66910	PIN	1				1.91	4.202
070	06613-10010	NIPPLE,GREASE	1				0.006	0.0132
080	68741-66920	SPACER	1				0.01	0.022
090	01133-51225	BOLT	1				0.038	0.0836
100	04015-50120	WASHER,PLAIN	1				0	0
110	68741-66850	O RING	2				0.02	0.044
120	68741-66720	LINK,BUCKET 2	1				2.97	6.534
130	68741-66730	LINK,BUCKET 3	1				3.08	6.776
140	68741-66740	PIN	1				0	0
150	68741-66750	PIN	1				1.5	3.3
160	06613-10010	NIPPLE,GREASE	2				0.006	0.0132
170	01173-51200	BOLT	2				0.09	0.198
180	02174-50120	NUT	4				0.01	0.022

BUCKET

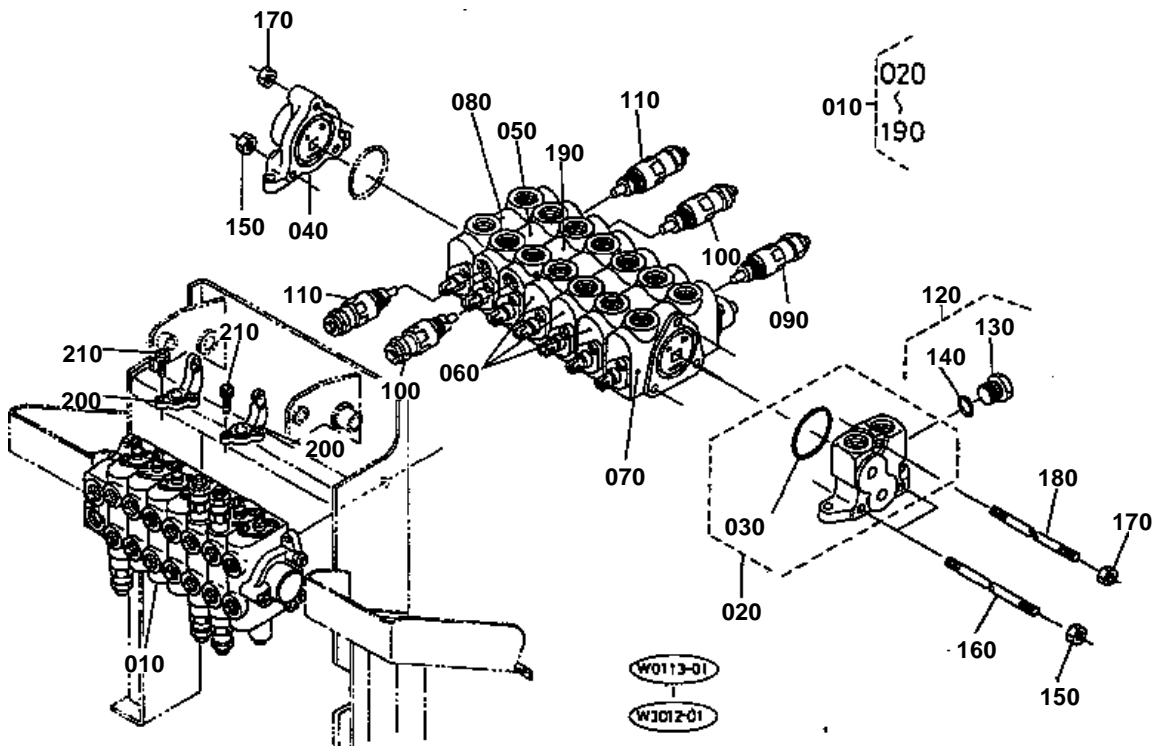


**BUCKET**

↔ Interchangeable; ≠ not interchangeable; ← new for old; → old for new

REF.No	Part No.	Description	Q'ty	S.No.	I/C	REMARKS	Weight (kgf)	Weight (lb)
010	68741-66800	BUCKET 450	1	<=20180			0	0
010	68741-66802	BUCKET 450	1	>=20181	←	CHANGE	55	121
020	68741-66970	CUTTER,SIDE	2	<=20180			0	0
020	68741-66980	CUTTER,SIDE	2	>=20181	←	CHANGE	1.08	2.376
030	68131-66900	ASSY TEETH	3				0	0
040	68131-66910	TEETH	3				0	0
050	68131-66930	SHIM	3				0.03	0.066
060	01176-51448	BOLT	6				0.069	0.1518
070	04512-50140	WASHER,SPRING	6				0	0
080	68131-66920	NUT	3				0.14	0.308
090	69201-71390	SHIM	6				0.012	0.0264
100	68741-66910	PIN	1				1.91	4.202
110	06613-10010	NIPPLE,GREASE	1				0.006	0.0132
120	68741-66850	O RING	2				0.02	0.044
130	68741-66920	SPACER	1				0.01	0.022
140	01133-51225	BOLT	1				0.038	0.0836
150	04015-50120	WASHER,PLAIN	1				0	0

CONTROL VALVE (J.D)

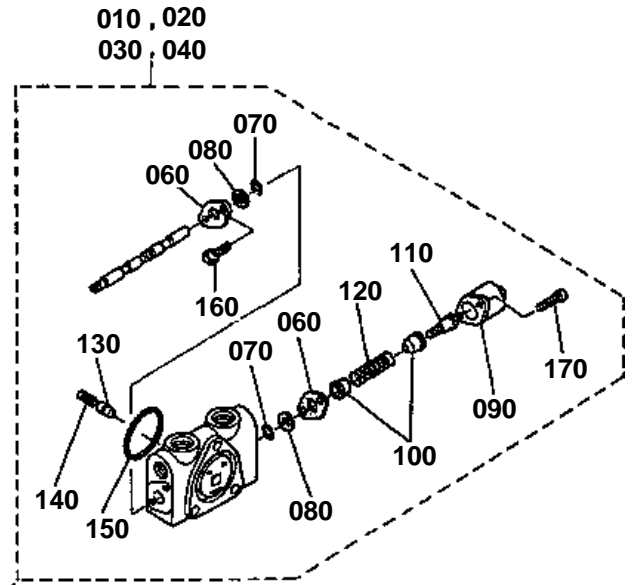
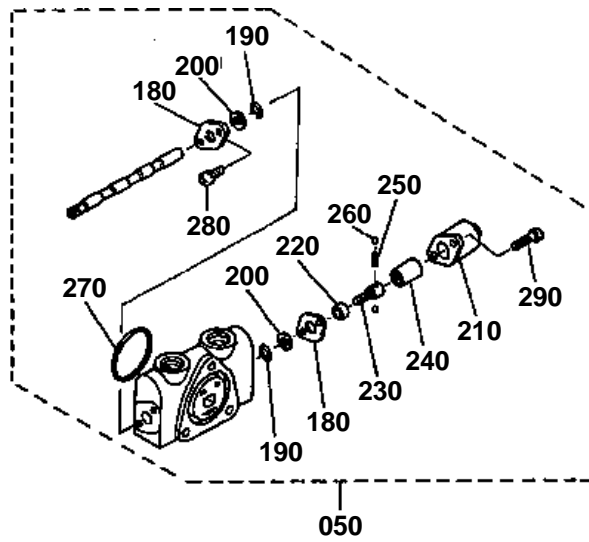


**CONTROL VALVE (J.D)**

↔ Interchangeable; ≠ not interchangeable; ← new for old; → old for new

REF.No	Part No.	Description	Q'ty	S.No.	I/C	REMARKS	Weight (kgf)	Weight (lb)
010	68817-69110	ASSY VALVE,CONTROL (1	<=20290			0	0
010	68817-69112	ASSY VALVE,CONTROL (1	>=20291	←	CHANGE	20.7	45.54
020	68811-93930	ASSY SECTION,INLET	1				1.6	3.52
030	68021-81330	O RING	1				0.003	0.0066
040	68131-65020	ASSY SECTION,OUTLET	1				1.15	2.53
050	68811-93840	ASSY SECTION,SPOOL	1	<=20290			0	0
050	68811-93842	ASSY SECTION,SPOOL	1	>=20291	←	CHANGE	0	0
060	68811-93870	ASSY SECTION,SPOOL	3	<=20290			0	0
060	68811-93872	ASSY SECTION,SPOOL	3	>=20291	←	CHANGE	0	0
070	68811-93860	ASSY SECTION,SPOOL	1	<=20290			0	0
070	68811-93862	ASSY SECTION,SPOOL	1	>=20291	←	CHANGE	0	0
080	68811-93890	ASSY SECTION,SPOOL	1	<=20290			0	0
080	68811-93892	ASSY SECTION,SPOOL	1	>=20291	←	CHANGE	0	0
090	68811-93980	ASSY VALVE RELIEFPOR	1				0.22	0.484
100	68811-93960	ASSY VALVE RELIEFPOR	2				0.21	0.462
110	68811-93970	ASSY VALVE RELIEFPOR	2				0.21	0.462
120	68811-93950	ASSY PLUG	1				0.07	0.154
130	68741-70550	PLUG	1				0.068	0.1496
140	68741-70560	O RING	1				0.001	0.0022
150	68021-81370	NUT	4				0.005	0.011
160	68241-61360	ROD,TIE	2				0.14	0.308
170	68021-81380	NUT	2				0.01	0.022
180	68241-61350	ROD,TIE	1				0.2	0.44
190	68811-93850	ASSY SECTION,SPOOL	1				0	0
190	68811-93852	ASSY SECTION,SPOOL	1				0	0
200	68021-62250	BRACKET	2				0.075	0.165
210	01311-10616	BOLT	4				0.005	0.011

CONTROL VALVE (J.D) SPOOL SECTION



W0113-01
 W3022-01

300-070 (190)
 080 (200)
 150 (270)



CONTROL VALVE (J.D) SPOOL SECTION

↔ Interchangeable; ≠ not interchangeable; ← new for old; → old for new

REF.No	Part No.	Description	Q'ty	S.No.	I/C	REMARKS	Weight (kgf)	Weight (lb)
010	68811-93840	ASSY SECTION,SPOOL	1	≤20290			0	0
010	68811-93842	ASSY SECTION,SPOOL	1	≥20291	←		0	0
020	68811-93870	ASSY SECTION,SPOOL	3	≤20290			0	0
020	68811-93872	ASSY SECTION,SPOOL	3	≥20291	←		0	0
030	68811-93860	ASSY SECTION,SPOOL	1	≤20290			0	0
030	68811-93862	ASSY SECTION,SPOOL	1	≥20291	←		0	0
040	68811-93850	ASSY SECTION,SPOOL	1	≤20290			0	0
040	68811-93852	ASSY SECTION,SPOOL	1	≥20291	←		0	0
050	68811-93890	ASSY SECTION,SPOOL	1	≤20290			0	0
050	68811-93892	ASSY SECTION,SPOOL	1	≥20291	←		0	0
060	68021-81510	PLATE,SEAL	2				0.012	0.0264
070	68131-65180	O RING	2	≤20290			0.001	0.0022
070	68811-95310	SEAL	2	≥20291	←		0.001	0.0022
080	68021-81460	WIPER	2	≤20290			0.001	0.0022
080	68811-95320	WIPER	2	≥20291	←		0.001	0.0022
090	68021-81520	CAP	1				0.03	0.066
100	68021-81470	SEAT,SPRING	2				0.005	0.011
110	68021-81480	SCREW,CAP	1				0.01	0.022
120	68741-70520	SPRING	1				0.01	0.022
130	68021-81430	POPPET	1				0.005	0.011
140	68021-81440	SPRING	1				0.002	0.0044
150	68021-81330	O RING	1				0.003	0.0066
160	03004-50610	SCREW,WITH WASHER	2				0.004	0.0088
170	68741-70530	BOLT,SOCKET HEAD	2				0.005	0.011
180	68021-81510	PLATE,SEAL	2				0.012	0.0264
190	68131-65180	O RING	2	≤20290			0.001	0.0022
190	68811-95310	SEAL	2	≥20291	←		0.001	0.0022
200	68021-81460	WIPER	2	≤20290			0.001	0.0022
200	68811-95320	WIPER	2	≥20291	←		0.001	0.0022
210	68021-81520	CAP	1				0.03	0.066
220	68811-94420	SPACER	1				0.001	0.0022
230	68811-94430	PIN	1				0.02	0.044
240	68811-94440	SLEEVE	1				0.03	0.066
250	68811-94450	SPRING	1				0.001	0.0022
260	68811-94460	BALL,STAINLESS	2				0.001	0.0022
270	68021-81330	O RING	1				0.003	0.0066
280	03004-50610	SCREW,WITH WASHER	2				0.004	0.0088
290	68741-70530	BOLT,SOCKET HEAD	2				0.005	0.011
300	68741-91220	ASSY SEAL,CONTROL	1	≤20290		OPTION	0.001	0.0022
300	68811-93800	ASSY SEAL,CONTROL	1	≥20291	←	OPTION	0.002	0.0044

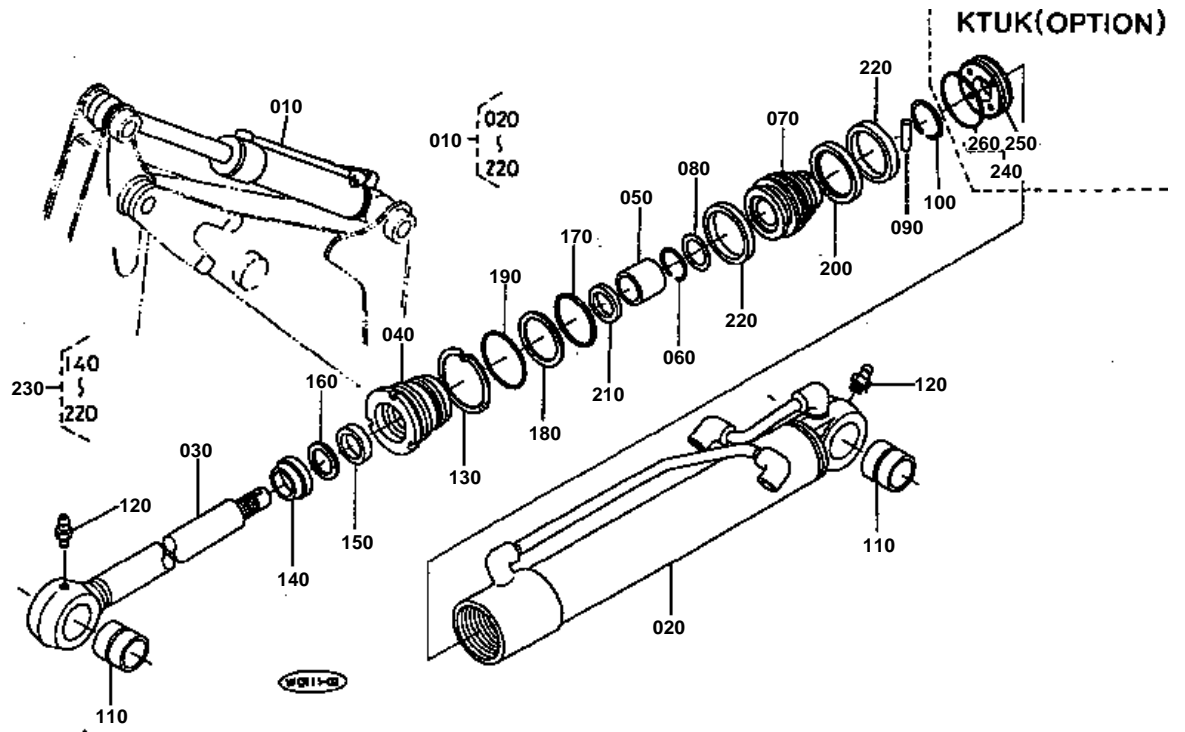


BOOM CYLINDER & SECTION PARTS

↔ Interchangeable; ≠ not interchangeable; ← new for old; → old for new

REF.No	Part No.	Description	Q'ty	S.No.	I/C	REMARKS	Weight (kgf)	Weight (lb)
010	68817-67510	CYLINDER,BOOM	1				12.5	27.5
020	68817-93140	ASSY TUBE,CYLINDER	1				10.7	23.54
030	68811-93150	ASSY ROD,PISTON	1				8.7	19.14
040	68811-93160	CYLINDER HEAD	1				2.15	4.73
050	68021-71180	BUSH	1				0.065	0.143
060	68741-71470	RING,SNAP	1				0.003	0.0066
070	68741-72510	PISTON	1				1.64	3.608
080	68741-71160	SHIM,SET	1				0.01	0.022
090	68741-71350	PIN	1				0	0
100	68741-71360	RING,SNAP	1				0.004	0.0088
110	68811-93130	RING,WIPER	1				0.02	0.044
120	68741-71220	U-RING	1				0.01	0.022
130	68741-71230	RING,BACK UP	1				0.03	0.066
140	68741-71440	ASSY RING,SEAL	1				0.03	0.066
150	68021-71160	O RING	1				0.009	0.0198
160	68741-71430	RING,BACK UP	1				0.003	0.0066
170	68741-71410	O RING	1				0.004	0.0088
180	68741-71380	WASHER,LOCK	1				0.026	0.0572
190	68741-71450	RING,SLIDE	2				0.03	0.066
200	68351-67660	BUSH,PIN	2				0.262	0.5764
210	68811-93020	ASSY SEAL,CYLINDER	1			OPTION	0.062	0.1364

ARM CYLINDER & SECTION PARTS



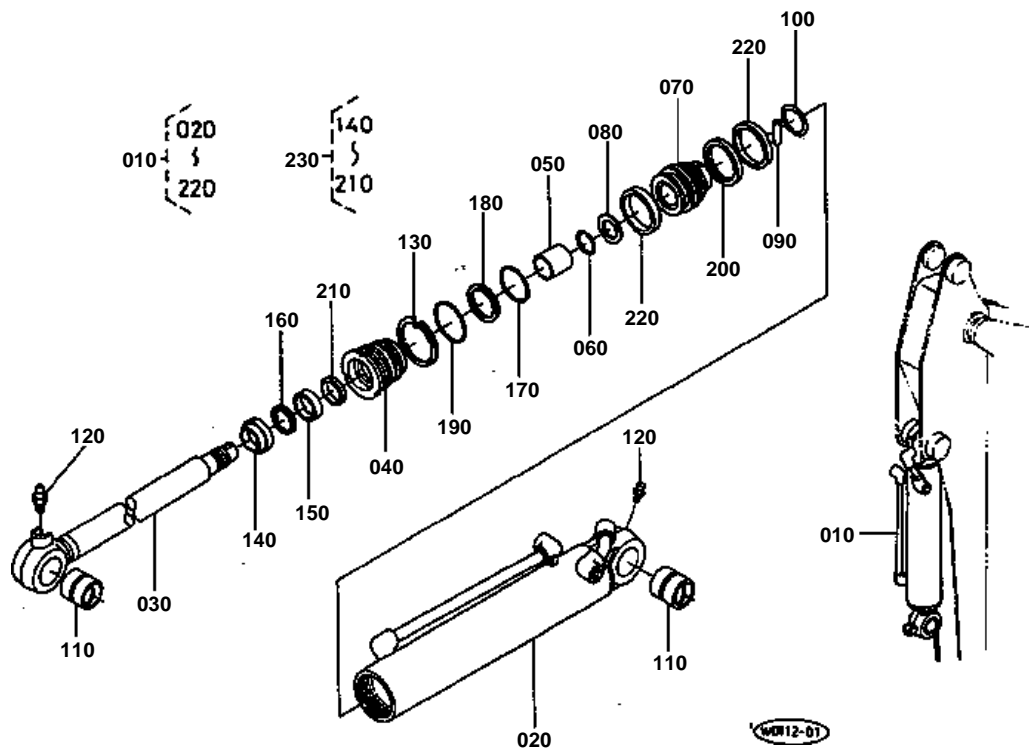


ARM CYLINDER & SECTION PARTS

↔ Interchangeable; ≠ not interchangeable; ← new for old; → old for new

REF.No	Part No.	Description	Q'ty	S.No.	I/C	REMARKS	Weight (kgf)	Weight (lb)
010	68811-67614	CYLINDER,ARM	1				21	46.2
020	68811-93110	ASSY TUBE,CYLINDER	1				10.7	23.54
030	68811-93120	ASSY ROD,PISTON	1				7.6	16.72
040	68751-71530	CYLINDER HEAD	1				1.64	3.608
050	68021-71180	BUSH	1				0.065	0.143
060	68741-71470	RING,SNAP	1				0.003	0.0066
070	68773-71750	PISTON	1				1.3	2.86
080	68741-71160	SHIM,SET	1				0.01	0.022
090	68741-71770	PIN	1				0.005	0.011
100	68741-71780	RING,SNAP	1				0.004	0.0088
110	68351-67660	BUSH,PIN	2				0.262	0.5764
120	06613-10010	NIPPLE,GREASE	2				0.006	0.0132
130	68021-71150	WASHER,LOCK	1				0.02	0.044
140	68811-93130	RING,WIPER	1				0.02	0.044
150	68741-71220	U-RING	1				0.01	0.022
160	68741-71230	RING,BACK UP	1				0.03	0.066
170	04810-00650	O RING	1				0.008	0.0176
180	68741-71830	RING,BACK UP	1				0.002	0.0044
190	04810-50750	RING	1				0.003	0.0066
200	68741-71840	ASSY RING,SEAL	1				0.01	0.022
210	68741-71240	RING,BUFFER	1				0.01	0.022
220	68741-71850	RING,SLIDE	2				0.02	0.044
230	68811-93010	ASSY SEAL,CYLINDER	1			OPTION	0.07	0.154

BUCKET CYLINDER & SECTION PARTS

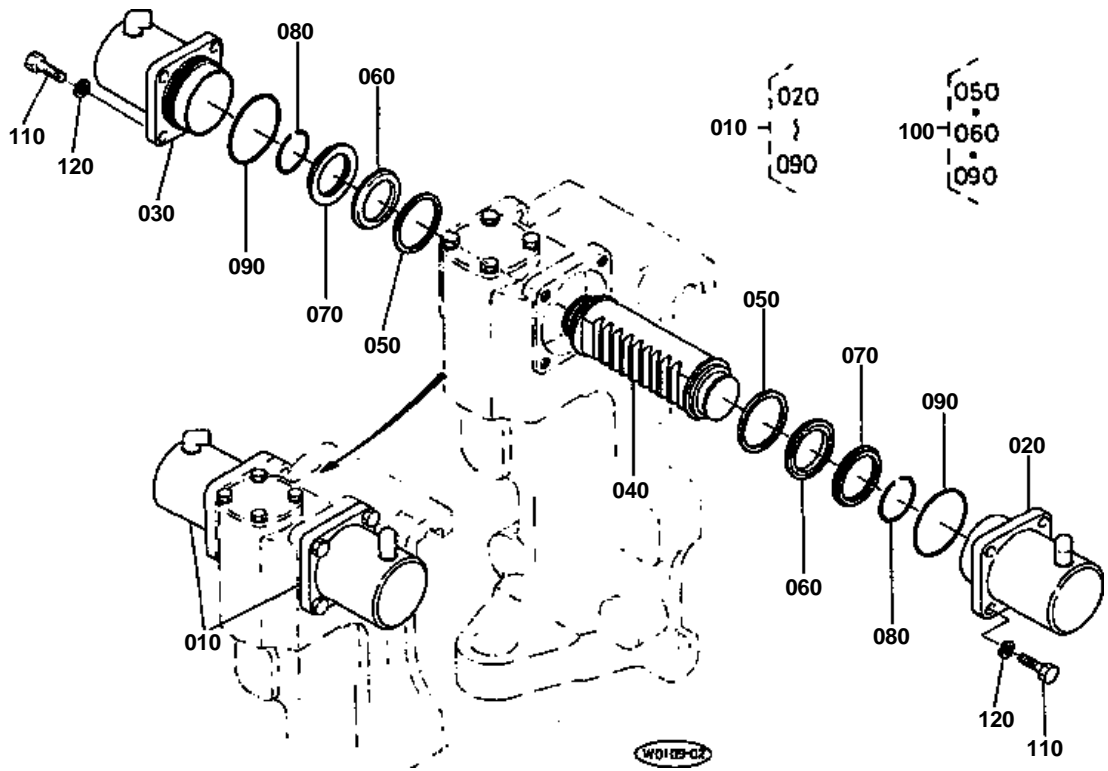


**BUCKET CYLINDER & SECTION PARTS**

↔ Interchangeable; ≠ not interchangeable; ← new for old; → old for new

REF.No	Part No.	Description	Q'ty	S.No.	I/C	REMARKS	Weight (kgf)	Weight (lb)
010	68817-67810	CYLINDER,BUCKET	1				20	44
020	68817-93170	ASSY TUBE,CYLINDER	1				10.9	23.98
030	68811-93180	ASSY ROD,PISTON	1				6.4	14.08
040	68741-71130	CYLINDER HEAD	1				1.33	2.926
050	68021-71180	BUSH	1				0.065	0.143
060	68741-71470	RING,SNAP	1				0.003	0.0066
070	68773-71750	PISTON	1				1.3	2.86
080	68741-71540	SHIM,SET	1				0.007	0.0154
090	68741-71170	PIN	1				0.003	0.0066
100	68741-71180	RING,SNAP	1				0.003	0.0066
110	68351-67660	BUSH,PIN	2				0.262	0.5764
120	06613-10010	NIPPLE,GREASE	2				0.006	0.0132
130	68741-71190	WASHER,LOCK	1				0.014	0.0308
140	68811-93130	RING,WIPER	1				0.02	0.044
150	68741-71220	U-RING	1				0.01	0.022
160	68741-71230	RING,BACK UP	1				0.03	0.066
170	68021-71460	O RING	1				0.008	0.0176
180	68741-71250	RING,BACK UP	1				0.003	0.0066
190	04810-50700	O RING	1				0.002	0.0044
200	68741-71270	ASSY RING,SEAL	1				0.01	0.022
210	68741-71240	RING,BUFFER	1				0.01	0.022
220	68741-71280	RING,SLIDE	2				0.03	0.066
230	68811-93030	ASSY SEAL,CYLINDER	1			OPTION	0.068	0.1496

SWING CYLINDER & SECTION PARTS



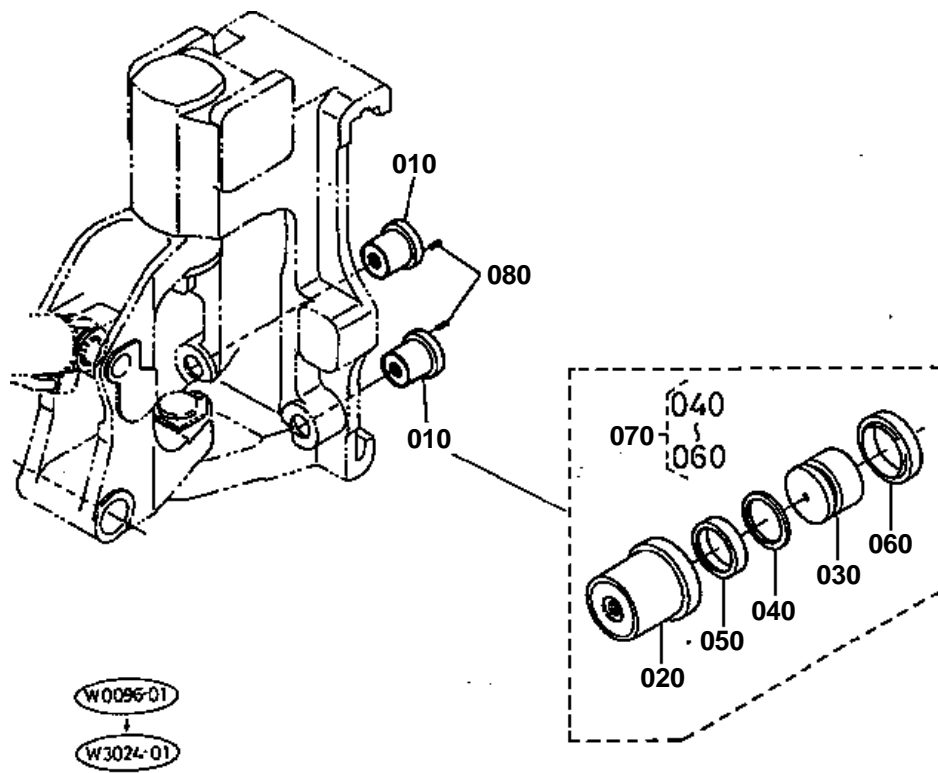


SWING CYLINDER & SECTION PARTS

↔ Interchangeable; ≠ not interchangeable; ← new for old; → old for new

REF.No	Part No.	Description	Q'ty	S.No.	I/C	REMARKS	Weight (kgf)	Weight (lb)
010	68811-67410	CYLINDER,SWING G	1				31	68.2
020	68811-93210	ASSY TUBE,CYLINDER	1				7.75	17.05
030	68811-93220	ASSY TUBE,CYLINDER	1				7.75	17.05
040	68811-93230	ROD,PISTON	1				14.4	31.68
050	68221-92260	PISTON RING	2				0.1	0.22
060	69201-91170	ASSY U-RING	2				0.04	0.088
070	68221-92290	HOLDER,U-RING	2				0.135	0.297
080	68331-67260	STOPPER	2				0.007	0.0154
090	04810-51150	O RING	2				0.003	0.0066
100	68811-93040	ASSY SEAL	1			OPTION	0.28	0.616
110	01173-51845	BOLT	8				0.122	0.2684
120	04512-50180	WASHER,SPRING	8				0	0

SLIDE LOCK CYLINDER & SECTION PARTS



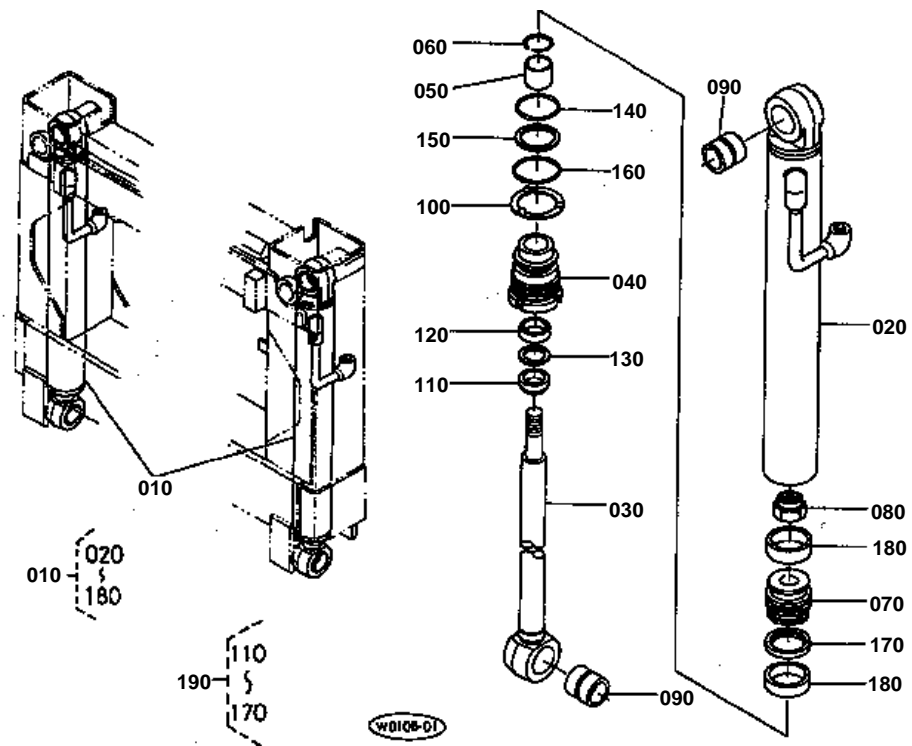


SLIDE LOCK CYLINDER & SECTION PARTS

↔ Interchangeable; ≠ not interchangeable; ← new for old; → old for new

REF.No	Part No.	Description	Q'ty	S.No.	I/C	REMARKS	Weight (kgf)	Weight (lb)
010	68817-67310	CYLINDER,LOCK	2				1.4	3.08
020	68817-94740	COMP.TUBE,CYLINDER	2				0.7	1.54
030	68811-94750	ROD,PISTON	2				0.67	1.474
040	68811-94760	RING,BACK UP	2				0.005	0.011
050	68811-94770	GASKET	2				0.01	0.022
060	68811-94780	SCRAPER	2				0.026	0.0572
070	68811-94700	KIT SEAL	1			OPTION	0.03	0.066
080	05411-00420	PIN,SPRING	2				0.001	0.0022

OUT LIGGER CYLINDER & SECTION PARTS



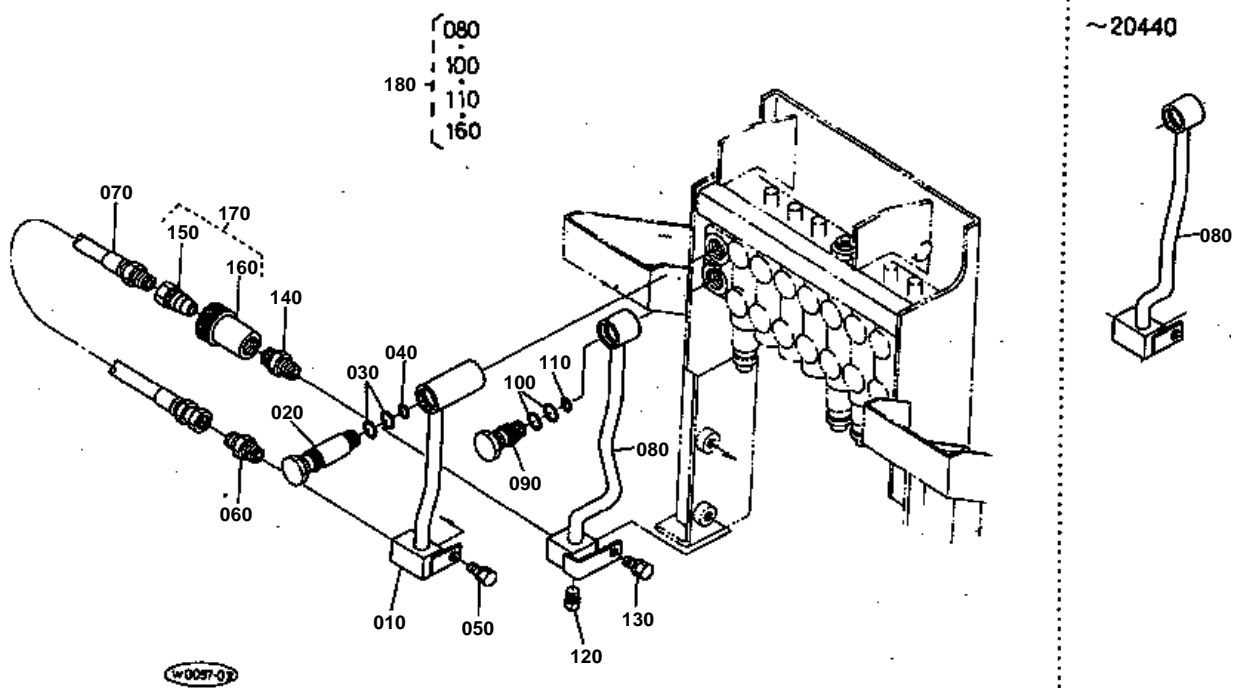


OUT LIGGER CYLINDER & SECTION PARTS

↔ Interchangeable; ≠ not interchangeable; ← new for old; → old for new

REF.No	Part No.	Description	Q'ty	S.No.	I/C	REMARKS	Weight (kgf)	Weight (lb)
010	68811-67210	CYLINDER,OUT RIGGER	2				9.7	21.34
020	68811-93410	ASSY TUBE,CYLINDER	2				5.4	11.88
030	68811-93420	ASSY ROD,PISTON	2				2.9	6.38
040	68811-93430	CYLINDER HEAD	2				0.555	1.221
050	68721-71180	BUSH,ROD	2				0.04	0.088
060	68811-93440	RING,SNAP	2				0.002	0.0044
070	68811-93450	PISTON	2				0.4	0.88
080	68021-71630	U-NUT	2				0.06	0.132
090	68811-93310	BUSH,PIN	4				0.132	0.2904
100	68811-93320	WASHER,LOCK	2				0.002	0.0044
110	68811-93460	RING,WIPER	2				0.014	0.0308
120	68811-93470	U-RING	2				0.007	0.0154
130	68811-93480	RING,BACK UP	2				0.003	0.0066
140	68811-93350	O RING	2				0.002	0.0044
150	68811-93360	RING,BACK UP	2				0.002	0.0044
160	68811-93370	O RING	2				0.002	0.0044
170	68811-93380	ASSY RING,SEAL	2				0.01	0.022
180	68811-93390	RING,SLIDE	4				0.015	0.033
190	68811-93060	ASSY SEAL	1			OPTION	0.025	0.055

OIL PIPING (QUICK COUPLER)



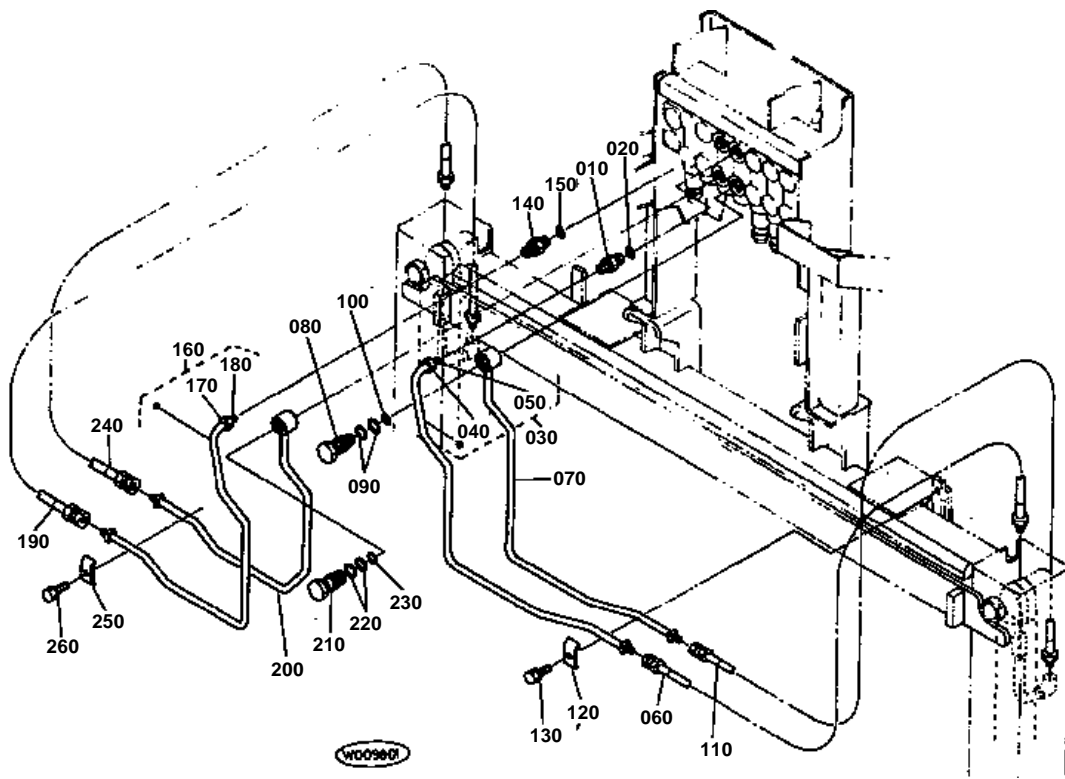


OIL PIPING (QUICK COUPLER)

↔ Interchangeable; ≠ not interchangeable; ← new for old; → old for new

REF.No	Part No.	Description	Q'ty	S.No.	I/C	REMARKS	Weight (kgf)	Weight (lb)
010	68817-68110	PIPE,HYDRAULIC	1				0.87	1.914
020	68811-68130	BOLT,JOINT	1				0.3	0.66
030	04810-00220	RING	2				0.001	0.0022
040	04810-00180	RING	1				0.001	0.0022
050	01133-51016	BOLT	1				0.015	0.033
060	68351-68540	ADAPTER	1				0	0
070	68811-91540	HOSE	1	≤20168			0	0
070	68817-73360	HOSE	1	≥20169	←		0.465	1.023
080	68817-68210	PIPE,HYDRAULIC	1	≤20440			0	0
080	68817-68213	PIPE,HYDRAULIC	1	≥20441	←	CHANGE	0.68	1.496
090	68051-63660	BOLT	1				0.145	0.319
100	04810-00220	RING	2				0.001	0.0022
110	04810-00180	RING	1				0.001	0.0022
120	06312-10020	PLUG	1				0.015	0.033
130	01133-51016	BOLT	1				0.015	0.033
140	68811-68230	ADAPTER	1				0.08	0.176
150	70765-62870	COUPLER,MALE	1				0.08	0.176
160	70765-62890	COUPLER,FEMALE	1	≤20421			0.39	0.858
160	68817-68120	COUPLER,FEMALE	1	≥20422	←	CHANGE	0.39	0.858
170	68817-68100	ASSY COUPLER	1	≥20422		ADD	0.46	1.012
180	68817-92600	KIT COUPLER	1			OPTION	1.5	3.3

OIL PIPING (OUT LIGGER)



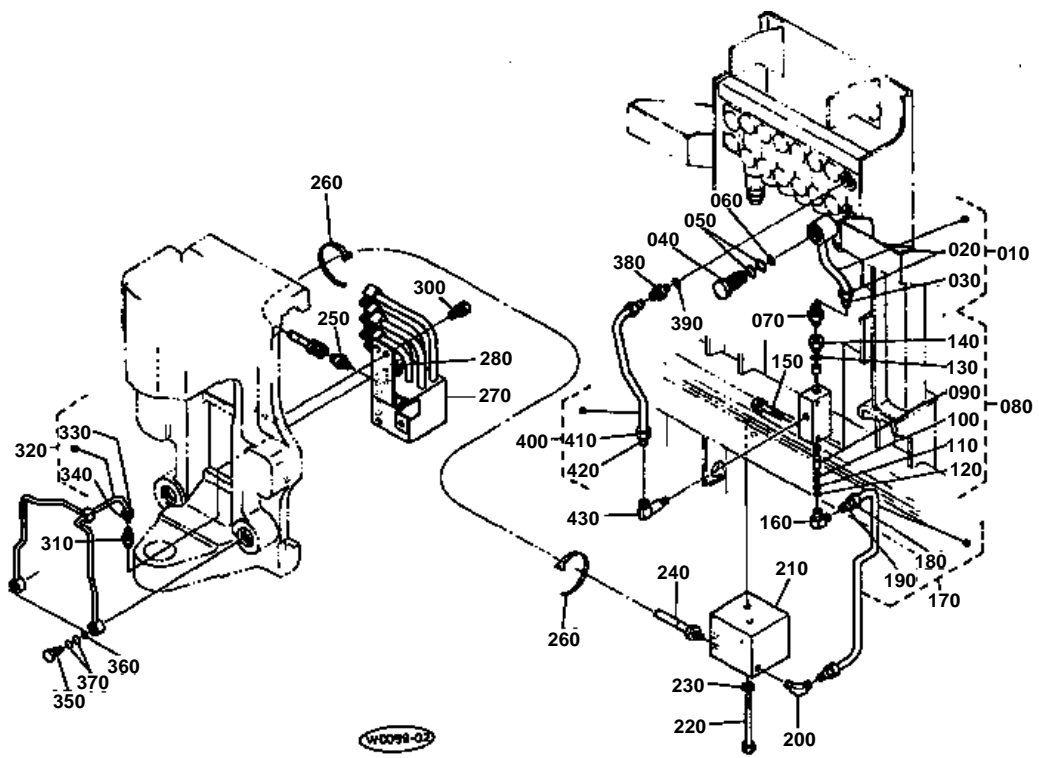
W009607

**OIL PIPING (OUT LIGGER)**

↔ Interchangeable; ≠ not interchangeable; ← new for old; → old for new

REF.No	Part No.	Description	Q'ty	S.No.	I/C	REMARKS	Weight (kgf)	Weight (lb)
010	68741-68390	BODY	1				0.085	0.187
020	04810-00180	RING	1				0.001	0.0022
030	68817-68310	PIPE,HYDRAULIC	1				0.45	0.99
040	68741-68460	NUT	1				0.024	0.0528
050	68741-68480	SLEEVE	1				0.003	0.0066
060	68817-68360	HOSE	1				0.2	0.44
070	68817-68320	PIPE,HYDRAULIC	1				0.53	1.166
080	68051-63660	BOLT	1				0.145	0.319
090	04810-00220	RING	2				0.001	0.0022
100	04810-00180	RING	1				0.001	0.0022
110	68811-68360	HOSE	1				0.175	0.385
120	68811-68350	CLAMP,PIPE	1				0.05	0.11
130	01123-50825	BOLT	1				0.013	0.0286
140	68741-68390	BODY	1				0.085	0.187
150	04810-00180	RING	1				0.001	0.0022
160	68817-68330	PIPE,HYDRAULIC	1				0.45	0.99
170	68741-68460	NUT	1				0.024	0.0528
180	68741-68480	SLEEVE	1				0.003	0.0066
190	68817-68360	HOSE	1				0.2	0.44
200	68817-68340	PIPE,HYDRAULIC	1				0.5	1.1
210	68051-63660	BOLT	1				0.145	0.319
220	04810-00220	RING	2				0.001	0.0022
230	04810-00180	RING	1				0.001	0.0022
240	68811-68360	HOSE	1				0.175	0.385
250	68811-68350	CLAMP,PIPE	1				0.05	0.11
260	01123-50825	BOLT	1				0.013	0.0286

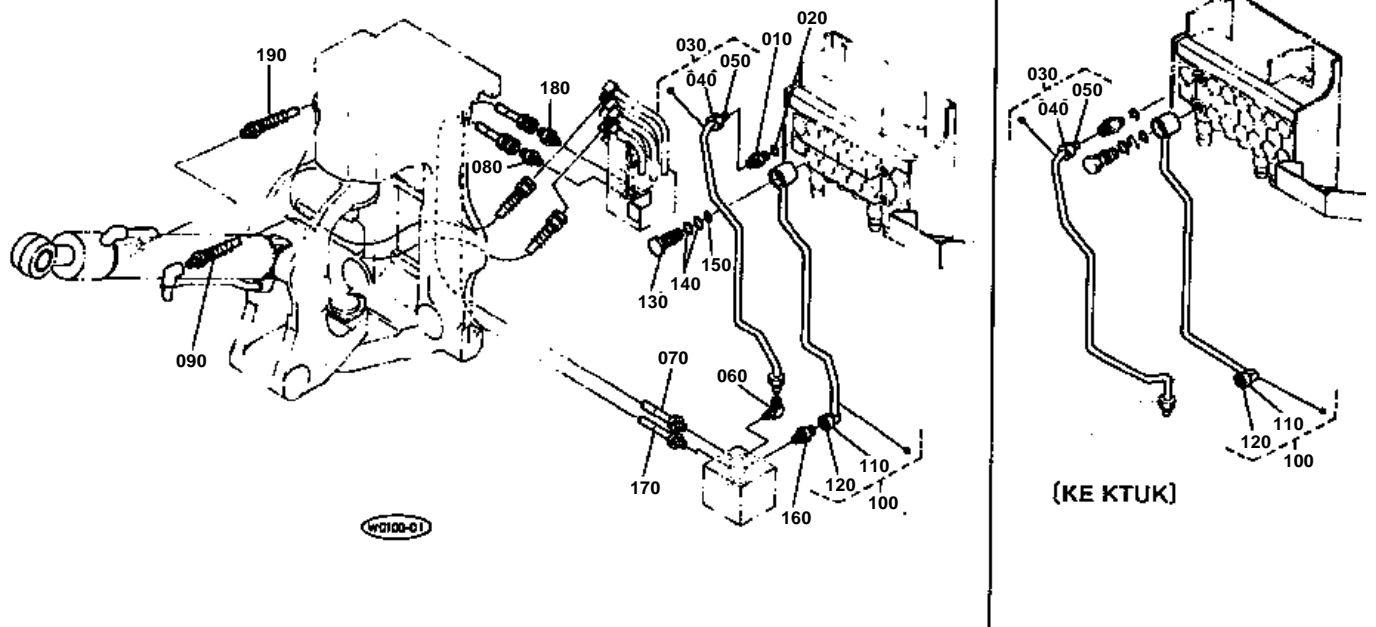
OIL PIPING (SLIDE LOCK)



**OIL PIPING (SLIDE LOCK)**

↔ Interchangeable; ≠ not interchangeable; ← new for old; → old for new

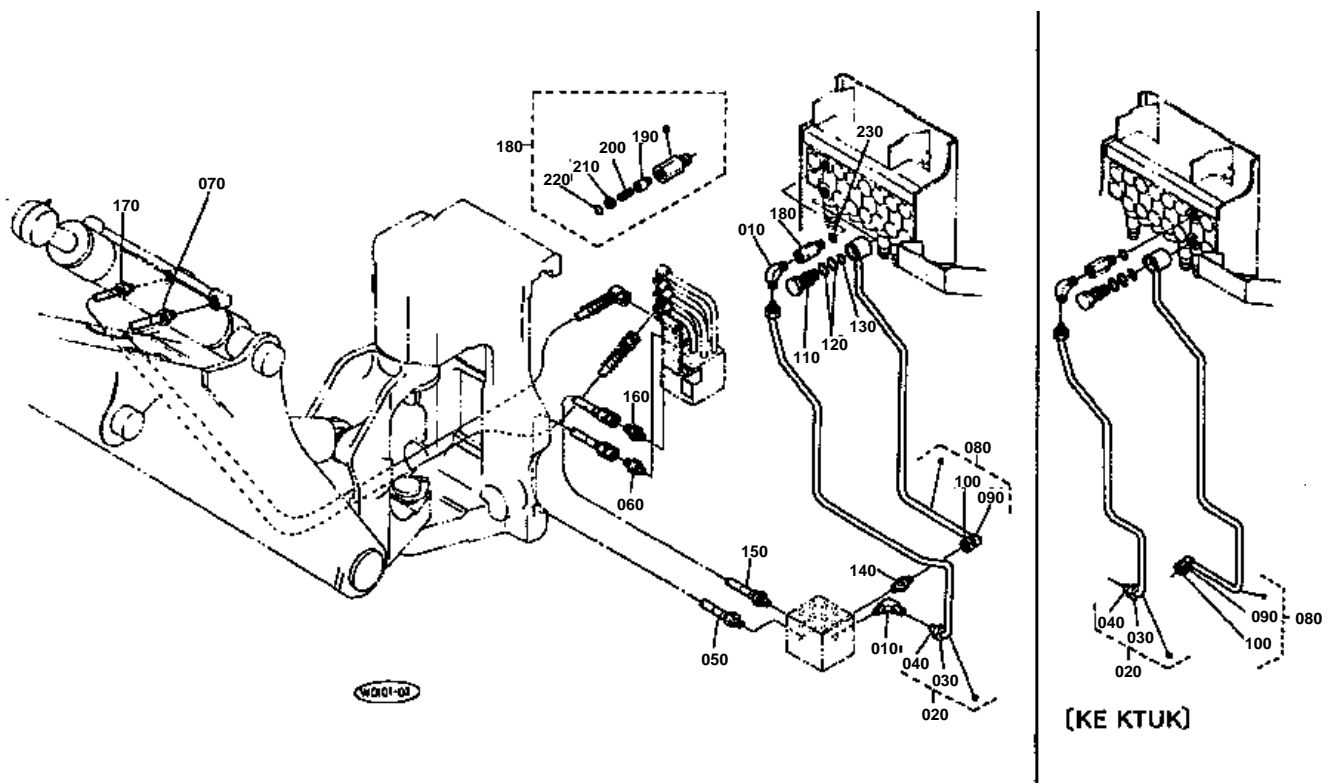
REF.No	Part No.	Description	Q'ty	S.No.	I/C	REMARKS	Weight (kgf)	Weight (lb)
010	68817-68420	PIPE,HYDRAULIC	1				0.22	0.484
020	68741-68460	NUT	1				0.024	0.0528
030	68741-68480	SLEEVE	1				0.003	0.0066
040	68051-63660	BOLT	1				0.145	0.319
050	04810-00220	RING	2				0.001	0.0022
060	04810-00180	RING	1				0.001	0.0022
070	68741-68410	BODY	1				0	0
080	68811-68410	VALVE,OPERATE CHECK	1				1.26	2.772
090	68811-94190	VALVE	1				0.002	0.0044
100	68811-94210	SPRING	1				0.001	0.0022
110	68811-94220	SEAT,SPRING	1				0.001	0.0022
120	68811-94230	STOP RING	1				0.001	0.0022
130	68811-94240	O RING	1				0.002	0.0044
140	68811-94250	CAP	1				0.07	0.154
150	01123-50850	BOLT	2				0.02	0.044
160	68131-63170	ELBOW,BODY	1				0	0
170	68817-68430	PIPE,HYDRAULIC	1				0.25	0.55
180	68741-68460	NUT	2				0.024	0.0528
190	68741-68480	SLEEVE	2				0.003	0.0066
200	68111-64940	ELBOW,CONNECTOR	1				0.09	0.198
210	68817-68440	BLOCK,PIPING	1				4.86	10.692
220	01153-50801	BOLT	2				0.047	0.1034
230	04512-50080	WASHER,SPRING	2				0	0
240	68817-68450	HOSE	1				0.23	0.506
250	68221-68770	ADAPTER	1				0	0
260	71585-11190	BAND,INLET PIPE	1	≤20357			0.002	0.0044
260	71585-11190	BAND,INLET PIPE	2	≥20358		CHANGE OF QUANTITY	0.002	0.0044
260	68811-68570	CLAMP,HOSE	2	≥20378	←	CHANGE	0.09	0.198
270	68817-68470	BLOCK,PIPING	1				6.33	13.926
280	68021-62440	ELBOW	1				0	0
290	06312-10020	PLUG	4	≤20324		DISCONTINUANCE	0.015	0.033
300	01133-51020	BOLT	3				0.02	0.044
310	68551-28820	BODY	1				0	0
320	68817-68910	PIPE,HYDRAULIC	1				0.29	0.638
330	68331-62710	NUT	1				0.015	0.033
340	68331-62690	SLEEVE	1				0.002	0.0044
350	68817-68930	BOLT,JOINT	2				0.04	0.088
360	04810-00110	RING	2				0.001	0.0022
370	04811-10160	RING	4				0.001	0.0022
380	68741-68390	BODY	1				0.085	0.187
390	04810-00180	RING	1				0.001	0.0022
400	68817-68460	PIPE,HYDRAULIC	1				0.19	0.418
410	68741-68460	NUT	2				0.024	0.0528
420	68741-68480	SLEEVE	2				0.003	0.0066
430	68131-63170	ELBOW,BODY	1				0	0



**OIL PIPING (BOOM)**

↔ Interchangeable; ≠ not interchangeable; ← new for old; → old for new

REF.No	Part No.	Description	Q'ty	S.No.	I/C	REMARKS	Weight (kgf)	Weight (lb)
010	68741-68390	BODY	1				0.085	0.187
020	04810-00180	RING	1				0.001	0.0022
030	68817-68940	PIPE,HYDRAULIC (JD-B	1				0.33	0.726
040	68741-68460	NUT N12	2				0.024	0.0528
050	68741-68480	SLEEVE N12	2				0.003	0.0066
060	68131-63170	ELBOW,BODY	1				0	0
070	68817-68540	HOSE	1				0.37	0.814
080	68131-61730	ADAPTER	1				0	0
090	68817-68550	HOSE	1				1.05	2.31
100	68817-68950	PIPE,HYDRAULIC (JD-B	1				0.45	0.99
110	68741-68460	NUT	1				0.024	0.0528
120	68741-68480	SLEEVE	1				0.003	0.0066
130	68051-63660	BOLT	1				0.145	0.319
140	04810-00220	RING	2				0.001	0.0022
150	04810-00180	RING	1				0.001	0.0022
160	68741-68410	BODY	1				0	0
170	68817-68540	HOSE	1				0.37	0.814
180	68131-61730	ADAPTER	1				0	0
190	68817-68560	HOSE	1				1	2.2

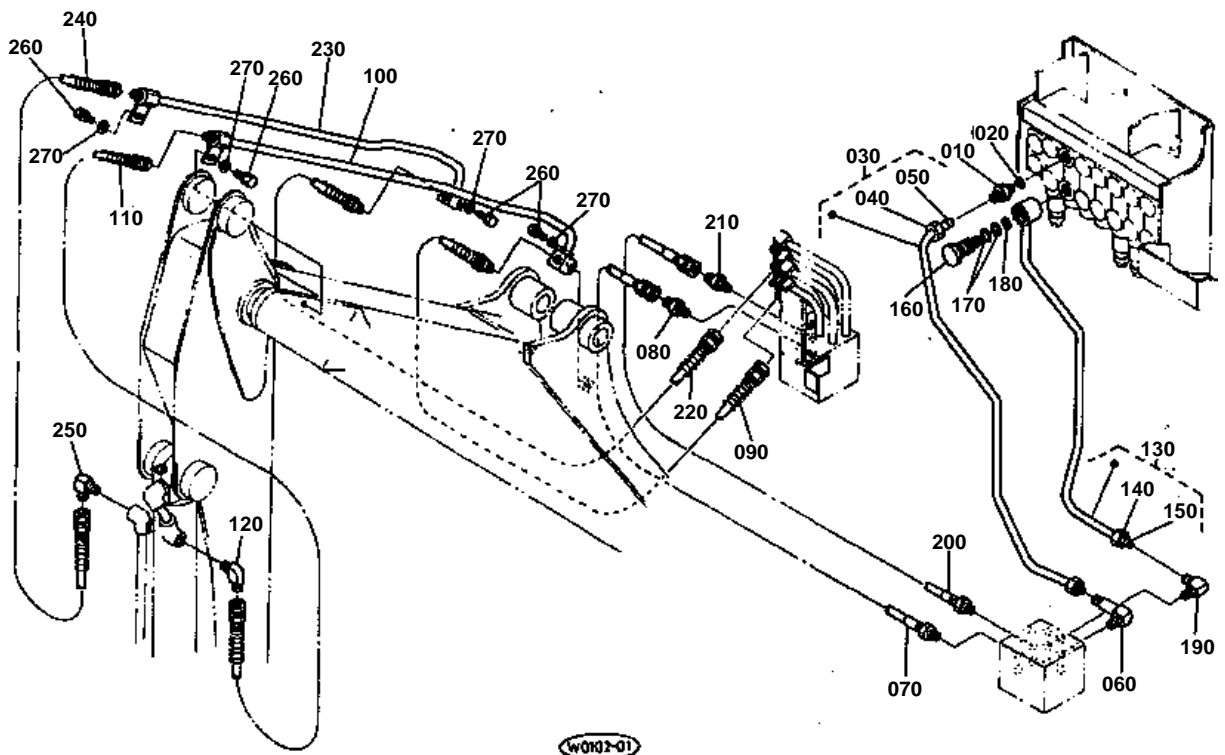


**OIL PIPING (ARM)**

↔ Interchangeable; ≠ not interchangeable; ← new for old; → old for new

REF.No	Part No.	Description	Q'ty	S.No.	I/C	REMARKS	Weight (kgf)	Weight (lb)
010	68131-63170	ELBOW,BODY	2				0	0
020	68817-68960	PIPE,HYDRAULIC (JD-A	1				0.46	1.012
030	68741-68460	NUT	2				0.024	0.0528
040	68741-68480	SLEEVE	2				0.003	0.0066
050	68817-68630	HOSE	1				0.35	0.77
060	68131-61730	ADAPTER	1				0	0
070	68817-68640	HOSE	1				1.62	3.564
080	68817-68970	PIPE,HYDRAULIC (JD-A	1				0.55	1.21
090	68741-68460	NUT N12	1				0.024	0.0528
100	68741-68480	SLEEVE N12	1				0.003	0.0066
110	68051-63660	BOLT	1				0.145	0.319
120	04810-00220	RING	2				0.001	0.0022
130	04810-00180	RING	1				0.001	0.0022
140	68741-68410	BODY	1				0	0
150	68817-68630	HOSE	1				0.35	0.77
160	68131-61730	ADAPTER	1				0	0
170	68817-68650	HOSE	1				1.57	3.454
180	68811-68652	ASSY VALVE,THROTTLE	1				0.25	0.55
190	68111-63310	POPPET	1				0.02	0.044
200	68011-62740	SPRING	1				0.001	0.0022
210	68011-62750	STOPPER,SPRING	1				0.003	0.0066
220	68011-62720	LINK,LOCK	1				0.001	0.0022
230	04810-00180	RING	1				0.001	0.0022

OIL PIPING (BUCKET)

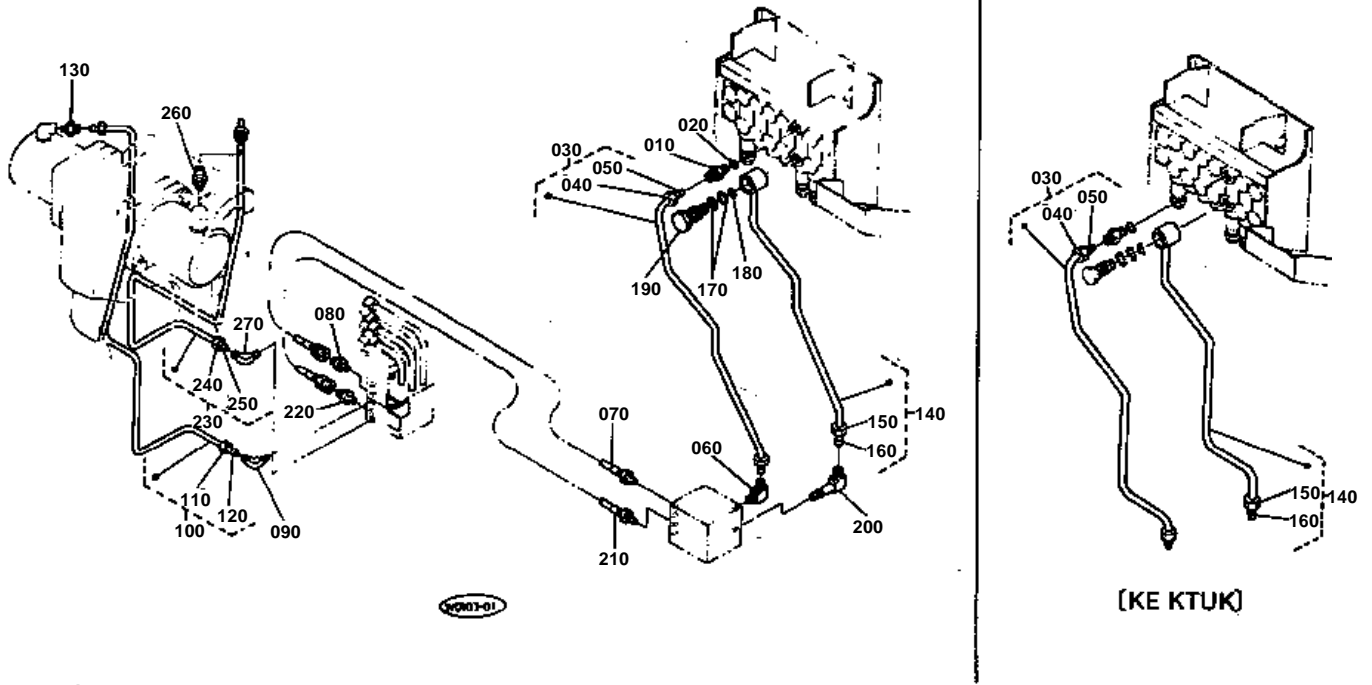




OIL PIPING (BUCKET)

↔ Interchangeable; ≠ not interchangeable; ← new for old; → old for new

REF.No	Part No.	Description	Q'ty	S.No.	I/C	REMARKS	Weight (kgf)	Weight (lb)
010	68741-68390	BODY	1				0.085	0.187
020	04810-00180	RING	1				0.001	0.0022
030	68817-68810	PIPE,HYDRAULIC	1				0.41	0.902
040	68741-68460	NUT N12	2				0.024	0.0528
050	68741-68480	SLEEVE N12	2				0.003	0.0066
060	68811-73210	BODY	1				0.125	0.275
070	68817-68830	HOSE	1				0.35	0.77
080	68131-61730	ADAPTER	1				0	0
090	68817-68840	HOSE	1				1.42	3.124
100	68817-68850	PIPE,HYDRAULIC	1				0.61	1.342
110	68817-68860	HOSE	1				0.65	1.43
120	68021-62440	ELBOW	1				0	0
130	68817-68820	PIPE,HYDRAULIC	1				0.46	1.012
140	68741-68460	NUT	1				0.024	0.0528
150	68741-68480	SLEEVE	1				0.003	0.0066
160	68051-63660	BOLT	1				0.145	0.319
170	04810-00220	RING	2				0.001	0.0022
180	04810-00180	RING	1				0.001	0.0022
190	68131-63170	ELBOW,BODY	1				0	0
200	68817-68830	HOSE	1				0.35	0.77
210	68131-61730	ADAPTER	1				0	0
220	68817-68880	HOSE	1				1.47	3.234
230	68817-68870	PIPE,HYDRAULIC	1				0.6	1.32
240	68817-68860	HOSE	1				0.65	1.43
250	68021-62440	ELBOW	1				0	0
260	01123-50816	BOLT	4				0.011	0.0242
270	04013-50080	WASHER,PLAIN	4				0	0

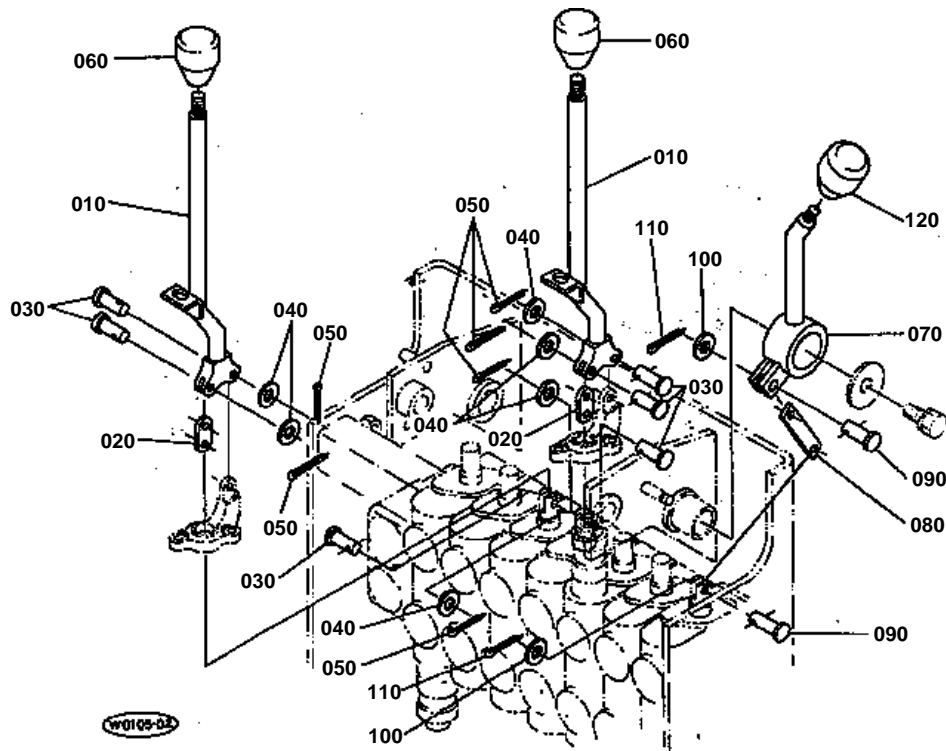


**OIL PIPING (SWING)**

↔ Interchangeable; ≠ not interchangeable; ← new for old; → old for new

REF.No	Part No.	Description	Q'ty	S.No.	I/C	REMARKS	Weight (kgf)	Weight (lb)
010	68741-68390	BODY	1				0.085	0.187
020	04810-00180	RING	1				0.001	0.0022
030	68817-68980	PIPE,HYDRAULIC (JD-S	1				0.41	0.902
040	68741-68460	NUT N12	2				0.024	0.0528
050	68741-68480	SLEEVE N12	2				0.003	0.0066
060	68111-64940	ELBOW,CONNECTOR	1				0.09	0.198
070	68817-68720	HOSE	1				0.23	0.506
080	68221-68770	ADAPTER	1				0	0
090	68331-62680	BODY	1				0.05	0.11
100	68817-68730	PIPE,HYDRAULIC	1				0.21	0.462
110	68331-62710	NUT	2				0.015	0.033
120	68331-62690	SLEEVE	2				0.002	0.0044
130	68551-28820	BODY	1				0	0
140	68817-68990	PIPE,HYDRAULIC (JD-S	1				0.35	0.77
150	68741-68460	NUT N12	1				0.024	0.0528
160	68741-68480	SLEEVE N12	1				0.003	0.0066
170	04810-00220	RING	2				0.001	0.0022
180	04810-00180	RING	1				0.001	0.0022
190	68051-63660	BOLT	1				0.145	0.319
200	68811-68490	ELBOW,LONG	1				0.13	0.286
210	68817-68750	HOSE	1				0.25	0.55
220	68221-68770	ADAPTER	1				0	0
230	68817-68760	PIPE,HYDRAULIC	1				0.2	0.44
240	68331-62710	NUT	2				0.015	0.033
250	68331-62690	SLEEVE	2				0.002	0.0044
260	68551-28820	BODY	1				0	0
270	68331-62680	BODY	1				0.05	0.11

CONTROL LEVER (OUT LIGGER & SLIDE LOCK)



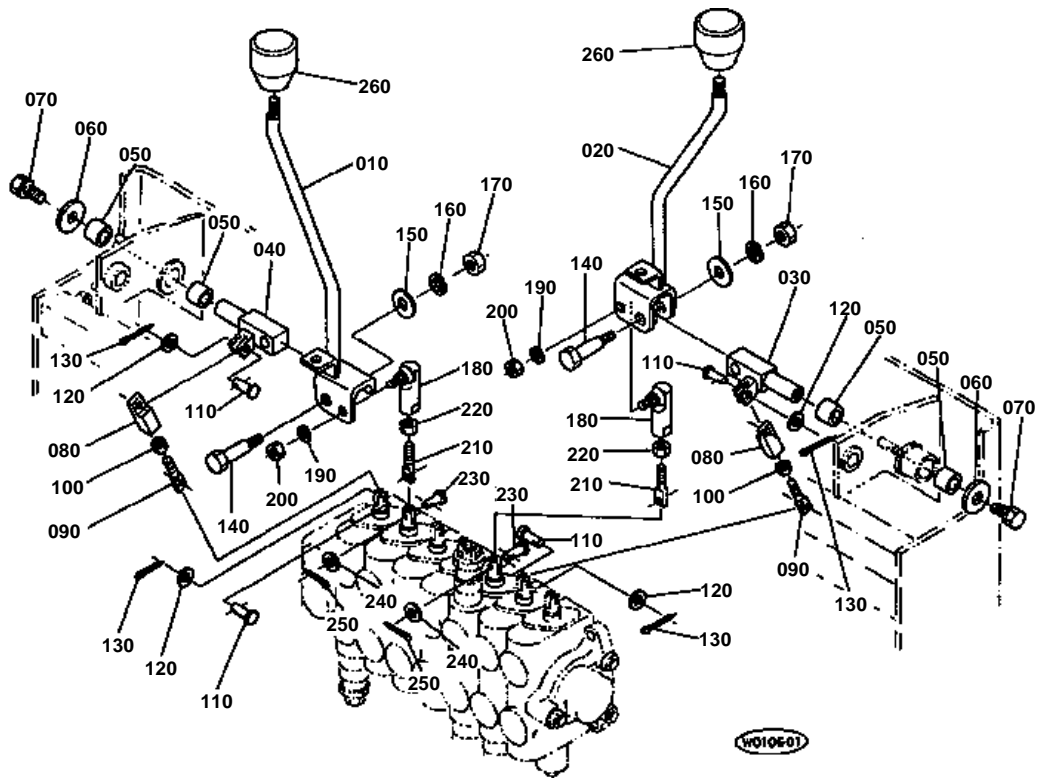


CONTROL LEVER (OUT LIGGER & SLIDE LOCK)

↔ Interchangeable; ≠ not interchangeable; ← new for old; → old for new

REF.No	Part No.	Description	Q'ty	S.No.	I/C	REMARKS	Weight (kgf)	Weight (lb)
010	68811-69210	LEVER,OUT RIGGER	2				0.3	0.66
020	68021-32780	PLATE,LINK	2				0.01	0.022
030	68021-32790	PIN	6				0.004	0.0088
040	04013-50050	WASHER,PLAIN	6				0	0
050	05511-51212	PIN,SPLIT	6				0.001	0.0022
060	63763-42260	GRIP B	2				0.021	0.0462
070	68817-69280	LEVER,SLIDE LOCK	1				0.17	0.374
080	68811-69230	LINK	1				0.02	0.044
090	68021-32790	PIN	2				0.004	0.0088
100	04013-50050	WASHER,PLAIN	2				0	0
110	05511-51212	PIN,SPLIT	2				0.001	0.0022
120	63763-42260	GRIP B	1				0.021	0.0462

CONTROL LEVER (OPERATING)

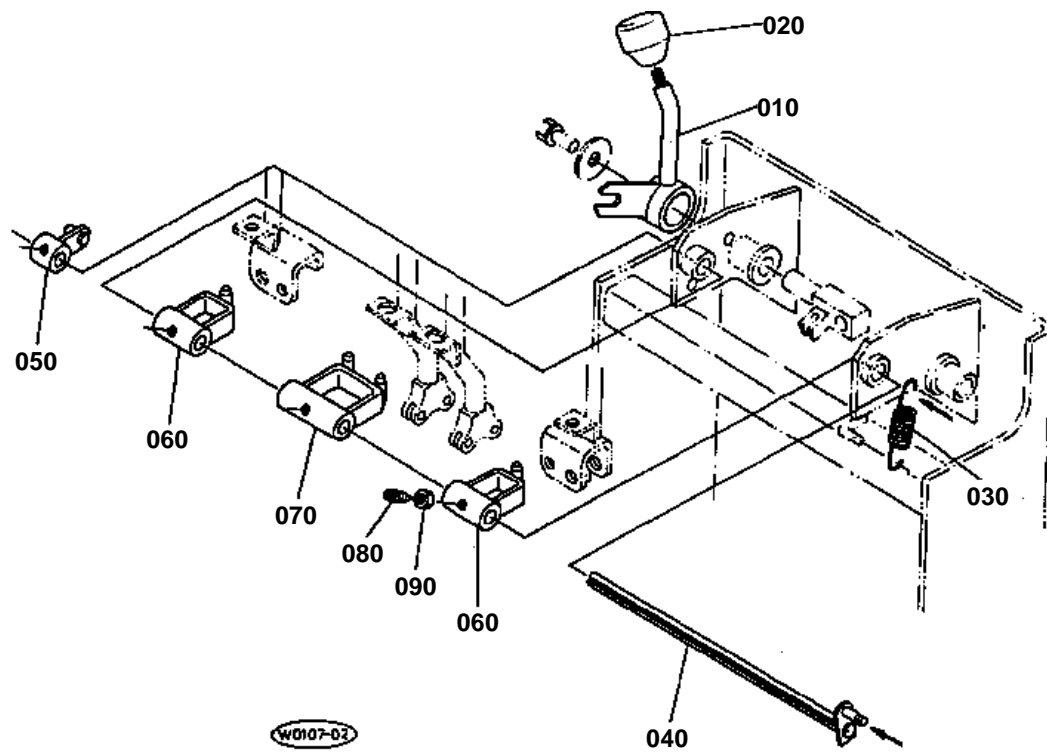


**CONTROL LEVER (OPERATING)**

↔ Interchangeable; ≠ not interchangeable; ← new for old; → old for new

REF.No	Part No.	Description	Q'ty	S.No.	I/C	REMARKS	Weight (kgf)	Weight (lb)
010	68811-69240	LEVER,RH	1				0.38	0.836
020	68811-69250	LEVER,LH	1				0.375	0.825
030	68811-69310	SHAFT,LH	1				0.17	0.374
040	68811-69440	SHAFT,RH	1				0.17	0.374
050	53931-32520	BUSH,TENSION	4				0.005	0.011
060	68811-69260	WASHER	2				0.02	0.044
070	01123-50816	BOLT	2				0.011	0.0242
080	68811-69320	LINK	2				0.015	0.033
090	68811-69330	ROD	2				0.015	0.033
100	02112-50080	NUT	2				0.003	0.0066
110	68021-32790	PIN	4				0.004	0.0088
120	04013-50050	WASHER,PLAIN	4				0	0
130	05511-51212	PIN,SPLIT	4				0.001	0.0022
140	68811-69340	BOLT,REAMER	2				0.05	0.11
150	04013-50080	WASHER,PLAIN	2				0	0
160	04512-50080	WASHER,SPRING	2				0	0
170	02156-50080	NUT	2				0.004	0.0088
180	35820-29500	END,ROD	2				0.07	0.154
190	04512-50080	WASHER,SPRING	2				0	0
200	02156-50080	NUT	2				0.004	0.0088
210	68811-69330	ROD	2				0.015	0.033
220	02112-50080	NUT	2				0.003	0.0066
230	68021-32790	PIN	2				0.004	0.0088
240	04013-50050	WASHER,PLAIN	2				0	0
250	05511-51212	PIN,SPLIT	2				0.001	0.0022
260	63763-42170	GRIP A	2				0.04	0.088

CONTROL LEVER (SAFETY LOCK LEVER)

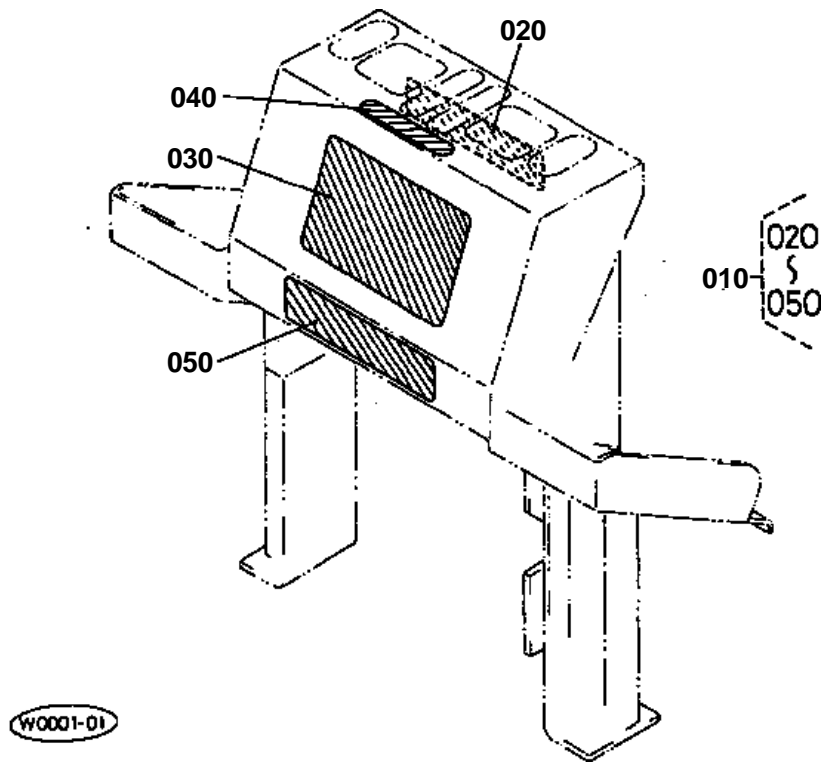




CONTROL LEVER (SAFETY LOCK LEVER)

↔ Interchangeable; ≠ not interchangeable; ← new for old; → old for new

REF.No	Part No.	Description	Q'ty	S.No.	I/C	REMARKS	Weight (kgf)	Weight (lb)
010	68817-69360	LEVER,LOCK	1				0.19	0.418
020	63763-42260	GRIP B	1				0.021	0.0462
030	68811-69370	SPRING	1				0.02	0.044
040	68817-69380	SHAFT,LOCK	1				0.25	0.55
050	68811-69390	LOCKER	1				0.065	0.143
060	68811-69410	LOCKER	2				0.13	0.286
070	68811-69420	LOCKER	1				0.2	0.44
080	03653-50614	SCREW,SET	4				0.002	0.0044
090	02012-50060	NUT	4				0	0





LABEL

↔ Interchangeable; ≠ not interchangeable; ← new for old; → old for new

REF.No	Part No.	Description	Q'ty	S.No.	I/C	REMARKS	Weight (kgf)	Weight (lb)
010	68817-69060	ASSY LABEL	1				0.03	0.066
020	68817-57910	LABEL	1				0.001	0.0022
030	68817-57640	LABEL	1				0.002	0.0044
040	68817-57670	LABEL	1				0.001	0.0022
050	68811-57930	LABEL	1	≤20166			0.008	0.0176
050	68817-57930	LABEL	1	≥20167	≠	CHANGE	0.001	0.0022

IMAGE NOT AVAILABLE



ACCESSORY AND SERVICE PARTS

↔ Interchangeable; ≠ not interchangeable; ← new for old; → old for new

REF.No	Part No.	Description	Q'ty	S.No.	I/C	REMARKS	Weight (kgf)	Weight (lb)
010	68817-81102	ASSY TOOLS	1			REF.No.020 TO 190	0	0
020	17011-91110	BOX,TOOLS	1				1.29	2.838
030	07115-56143	DRIVER	1				0.04	0.088
040	07211-10150	PLIERS	1				0.16	0.352
050	68331-81260	HAMMER 1.5	1				0.78	1.716
060	07014-00006	SPANNER,BAR	1				0.03	0.066
070	07014-00008	SPANNER,BAR	1				0.052	0.1144
080	07014-00010	SPANNER,BAR	1				0.11	0.242
090	07012-11012	SPANNER 10-12	1				0.041	0.0902
100	07012-11214	SPANNER 12-14	1				0.05	0.11
110	07012-11719	SPANNER 17-19	1				0.124	0.2728
120	07012-12730	SPANNER 27-30	1				0.41	0.902
130	07011-10022	SPANNER 22	1				0.148	0.3256
140	68061-81110	GUN,JET	1				1.75	3.85
150	68331-81220	WRENCH 200	1				0.24	0.528
160	15521-86610	WRENCH,FILTER	1				0.135	0.297
170	15221-86610	WRENCH,FILTER	1				0	0
180	68817-81130	WRENCH	1				3.8	8.36
190	07013-01012	BOX,SPANNER	1				0.144	0.3168
200	54216-41330	RETAINER,BATTERY	1				0.056	0.1232
210	01153-50816	BOLT	4				0.01	0.022
220	68817-81110	STOPPER	1				2.35	5.17
230	69110-21190	PIN	1				0.08	0.176
240	05515-51200	PIN,SNAP	1				0	0
250	01811-50615	BOLT,WING	2				0.015	0.033
260	68817-81210	MANUAL,INSTRUCTION	1				0.25	0.55
270	68817-81220	LIST,PARTS	1				0.38	0.836
280	68817-81260	MANUAL,INSTRUCTION	1			KTCL	0.255	0.561