

Instructions for Parts Books

The heading at the top of the page will be the same for the picture of the parts at it is for the page with the part numbers.

Definition of column headings on part number pages:

REF.No → The number referring to the part on the picture page of the parts book.

Part No. → The number assigned to this part at the time of printing the parts book.

Description → Description of part.

Q'ty → Quantity of part used on that page.

S.No. → Serial number range of the equipment that this part will fit.

>= Your serial number should be greater than or equal to the number shown.

<= Your serial number should be lesser than or equal to the serial number shown.

I/C → Interchangeability of part shown.

↔ The part shown will work for the older and later serial number.

The part shown is not interchangeable with the other serial number.

← new for old

→ old for new

Remarks → Notes about this particular part. Sometimes this may say except [FR] or [CA]

Note about Country Codes:

The parts books we use in the United States of America may also contain information about a part that would be different in another country. It is important that you are aware of the country codes in some instances.

Symbol Country

A United States of America

CA Canada

FR France

GR Greece

PO Portugal

AU Australia

If the remark column says for example EXCEPT [FR] this part works in all countries except France.

That means it will work here in the USA.

Excavators & Wheel Loaders

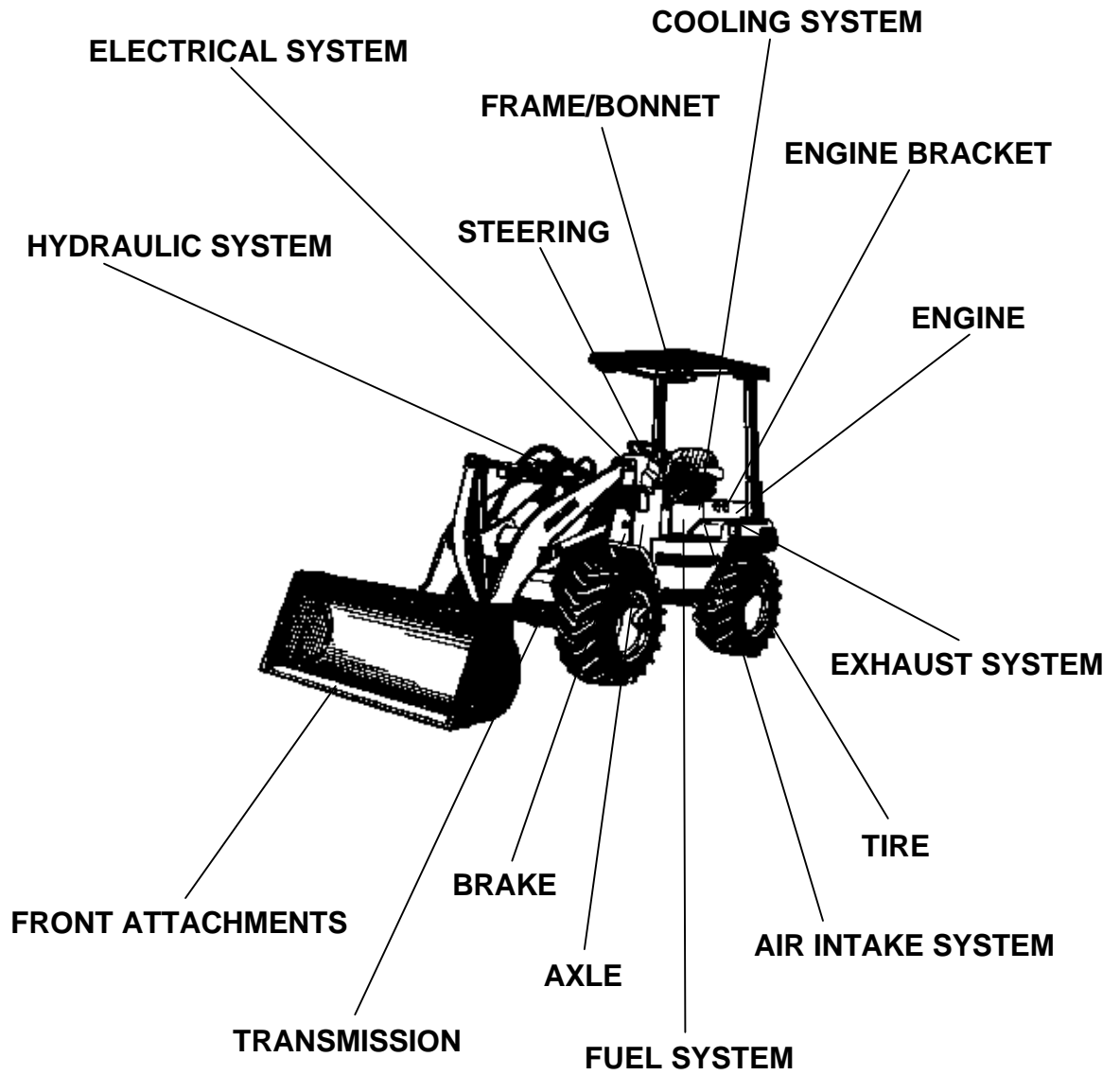
Country symbols sometimes used:

KCL - Kubota Canada Ltd

KTA - Kubota Tractor Australia

KTC - Kubota Tractor Corp. (USA)

ALL PRODUCT INDEX
R420



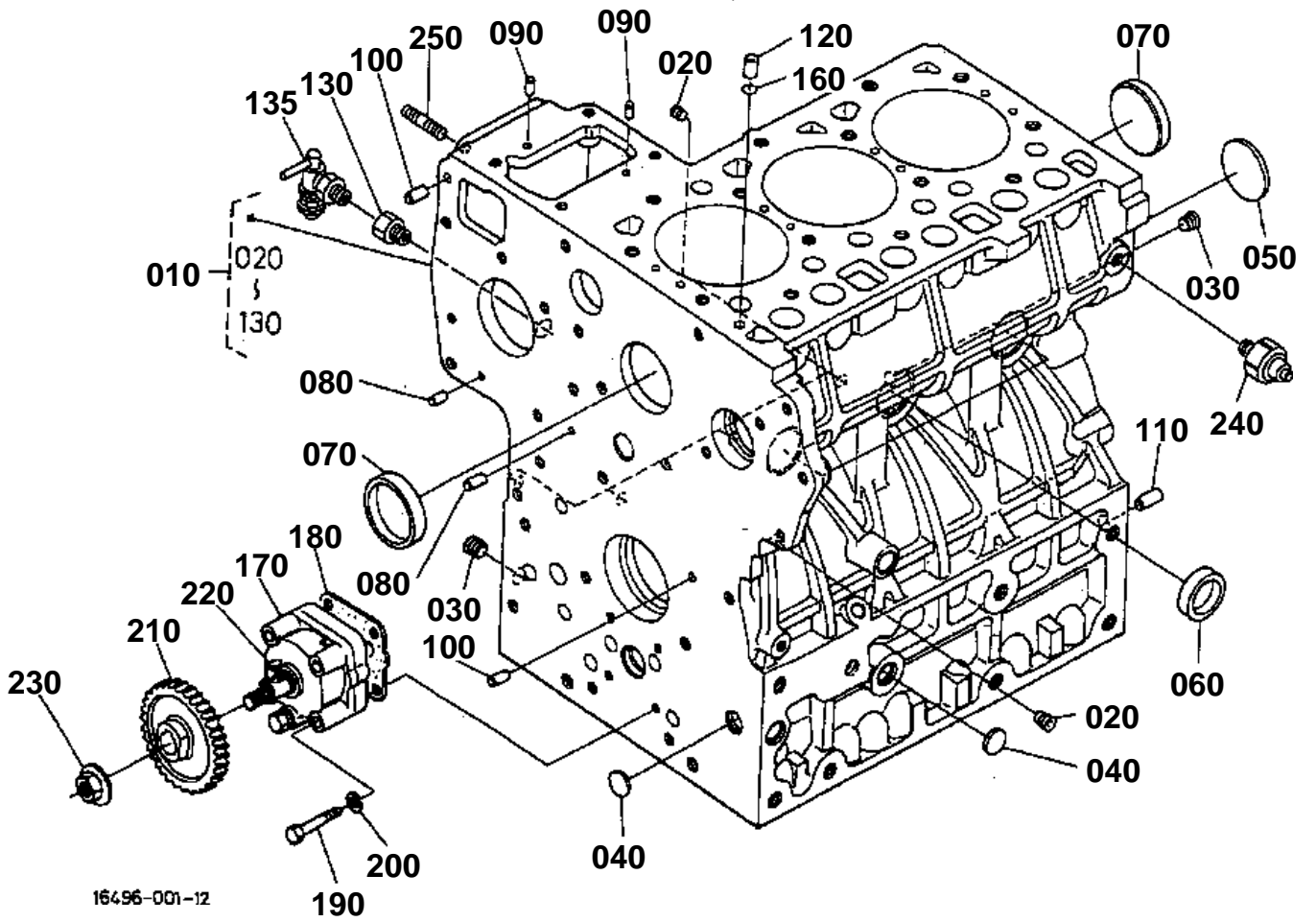
ACCESSORIES

Item	Part No.	Description	Book
ENGINE	01S001	CRANKCASE	100K0674
	01S002	OIL PAN	100K0674
	01S003	OIL PIPE (TURBO CHARGER)	100K0674
	01S004	PISTON/CARNKSHAFT	100K0674
	01S005	MAIN BEARING CASE	100K0674
	01S006	CAMSHAFT	100K0674
	01S007	CYLINDER HEAD	100K0674
	01S008	VALVE/ROCKER ARM	100K0674
	01S009	CYLINDER HEAD COVER	100K0674
	01S010	GEAR CASE	100K0674
	01S011	TURBO CHARGER	100K0674
	01S012	INLET MANIFOLD	100K0674
	01S013	EXHAUST MANIFOLD	100K0674
	01S014	NOZZLE HOLDER/GLOW PLUG	100K0674
	01S015	FUEL CAMSHAFT	100K0674
	01S016	INJECTION PUMP	100K0674
	01S018	ENGINE STOP LEVER	100K0674
	01S019	SPEED CONTROL PLATE	100K0674
	01S020	GOVERNOR	100K0674
	01S021	WATER PUMP	100K0674
	01S022	WATER FLANGE/THERMOSTAT	100K0674
	01S023	FAN/ALTERNATOR	100K0674
	01S024	ALTERNATOR [COMPONENT PARTS]	100K0674
	01S025	FLYWHEEL/STARTER	100K0674
	01S026-1	STARTER [COMPONENT PARTS] [OLD TYPE]	100K0674
01S026-2	STARTER [COMPONENT PARTS] [NEW TYPE]	100K0674	
ENGINE BRACKET	03S051	ENGINE BRACKET	100K0674
AIR INTAKE SYSTEM	03S052-1	AIR CLEANER [OLD TYPE]	100K0674
	03S052-3	AIR CLEANER [NEW TYPE]	100K0674
	03S052-4	AIR CLEANER [OPTION]	100K0674
EXHAUST SYSTEM	03S053-1	MUFFLER	100K0674
FUEL SYSTEM	03S054	SOLENOID	100K0674
	03S055	FUEL TANK	100K0674
	03S056	FUEL PIPE	100K0674
	03S057	SEDIMENTER	100K0674
	03S058	FUEL FILTER	100K0674
COOLING SYSTEM	03S059	RADIATOR	100K0674
	03S060	WATER PIPE	100K0674
ELECTRICAL SYSTEM	03S061	BATTERY	100K0674
	03S062	METER	100K0674
	03S063	SWITCH	100K0674
	03S064	LIGHT	100K0674
	03S065	LAMP	100K0674
	03S066	TURN SIGNAL	100K0674
	03S067	TAIL LAMP	100K0674
	03S068	ELECTRICAL WIRING	100K0674
	TRANSMISSION	03S069	MISSION CASE
AXLE	03S070	FRONT AXLE CASE	100K0674
	03S071	FRONT AXLE	100K0674
	03S072	FRONT DIFFERENTIAL CASE	100K0674
	03S073	PLANETARY GEAR (FRONT)	100K0674
	03S074	FRONT DIFFERENTIAL	100K0674
	03S075	REAR AXLE CASE	100K0674
	03S076	REAR AXLE	100K0674
	03S077	REAR DIFFERENTIAL CASE	100K0674
	03S078	PLANETARY GEAR (REAR)	100K0674
	03S079	REAR DIFFERENTIAL	100K0674
	03S080	PROPELLER SHAFT	100K0674
TIRE	03S081-1	WHEEL/TIRE	100K0674

Item	Part No.	Description	Book
STEERING	03S082	STEERING HANDLE	100K0674
	03S083	HYDRAULIC OIL LINE (STEERING)	100K0674
	03S084	ACCELERATOR SUPPORT	100K0674
	03S085	STEERING CONTROLLER	100K0674
	03S086-1	STEERING CONTROLLER [COMPONENT PARTS] [OLD TYPE]	100K0674
	03S086-2	STEERING CONTROLLER [COMPONENT PARTS] [NEW TYPE]	100K0674
	03S087	PRIORITY VALVE	100K0674
BRAKE	03S088	BRAKE PEDAL	100K0674
	03S089	BRAKE OPERATION	100K0674
	03S090	BRAKE PIPING	100K0674
HYDRAULIC SYSTEM	03S091	BRAKE	100K0674
	03S092	PUMP HOUSING	100K0674
	03S093	DRAIN PIPING	100K0674
	03S094	LST PUMP	100K0674
	03S095	LST PUMP [COMPONENT PARTS]	100K0674
	03S096	PISTON PUMP [COMPONENT PARTS]	100K0674
	03S097	ROTARY [COMPONENT PARTS]	100K0674
	03S098	CYLINDER [COMPONENT PARTS]	100K0674
	03S099	ROTARY COVER [COMPONENT PARTS]	100K0674
	03S100	HIGH PRESSURE VALVE [COMPONENT PARTS]	100K0674
	03S101	LOW PRESSURE VALVE [COMPONENT PARTS]	100K0674
	03S102	SECTION CONTROL [COMPONENT PARTS]	100K0674
	03S103	DA VALVE [COMPONENT PARTS]	100K0674
	03S104	GEAR PUMP	100K0674
	03S105	SEALKIT (LST PUMP) [COMPONENT PARTS]	100K0674
	03S106	LST PUMP	100K0674
	03S107	LST PUMP (RELIEF VALVE)	100K0674
	03S108	LST MOTOR	100K0674
	03S109	LST MOTOR [COMPONENT PARTS]	100K0674
	03S110	ROTARY [COMPONENT PARTS]	100K0674
	03S111	SECTION CONTROL [COMPONENT PARTS]	100K0674
	03S112	CONTROL [COMPONENT PARTS]	100K0674
	03S113	SEAL KIT (LST MOTOR)	100K0674
	03S114	CONTROL VALVE	100K0674
	03S115	CONTROL VALVE [COMPONENT PARTS]	100K0674
	03S116	SPOOL SECTION (1)	100K0674
	03S117-1	SPOOL SECTION (2)	100K0674
	03S117-2	SPOOL SECTION (3)	100K0674
	03S118	SOLENOID VALVE	100K0674
	03S119	OIL TANK	100K0674
	03S120	OIL FILTER	100K0674
	03S121	OIL COLLER	100K0674
	03S122	HYDRAULIC OIL LINE (SUCTION)	100K0674
03S123	HYDRAULIC OIL LINE (OIL COOLER)	100K0674	
03S124	HYDRAULIC OIL LINE (RETURN)	100K0674	
03S125	RETURN FILTER	100K0674	
03S126	HIGH PRESSURE OIL LINE	100K0674	
03S127	OIL PIPING RETURN	100K0674	
03S128	CONTROL LEVER (SHOVEL)	100K0674	
03S129	CONTROL LEVER (SHOVEL) [COMPONENT PARTS]	100K0674	
03S130	CONTROL LEVER (SP) [COMPONENT PARTS]	100K0674	
FRONT ATTACHMENTS	03S131	SHOVEL ARM	100K0674
	03S132	TILT ARM	100K0674
	03S133-1	BUCKET	100K0674
	03S133-2	BUCKET	100K0674
	03S134	LIFT CYLINDER	100K0674
	03S135-1	LIFT CYLINDER LEFT [COMPONENT PARTS]	100K0674
	03S136-1	LIFT CYLINDER RIGHT [COMPONENT PARTS]	100K0674
03S137	TILT CYLINDER	100K0674	

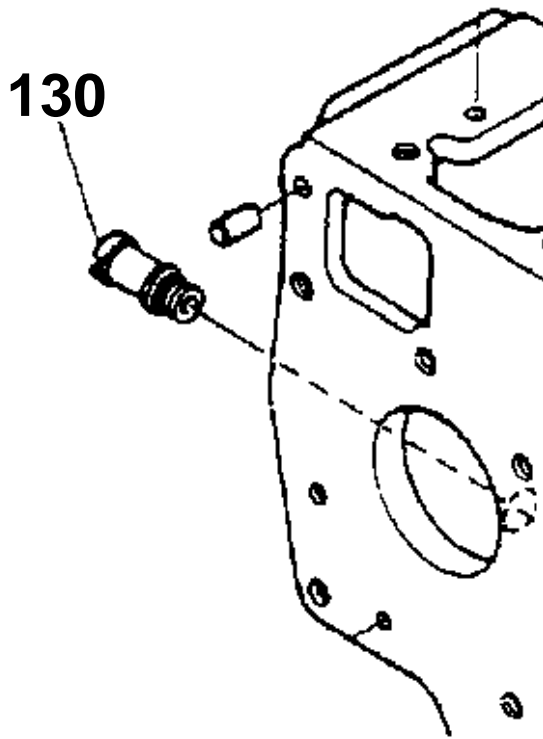
Item	Part No.	Description	Book
FRONT ATTACHMENTS	03S138-1	TILT CYLINDER [COMPONENT PARTS]	100K0674
	03S139	AUTO LEVELER [WITH KTA]	100K0674
	03S140	STEERING CYLINDER	100K0674
	03S141-1	STEERING CYLINDER [COMPONENT PARTS]	100K0674
	03S142	HYDRAULICOIL LINE (LIFT)	100K0674
	03S143	HYDRAULIC OIL LINE (TILT)	100K0674
	03S145-1	HYDRAULIC OIL LINE (SP)	100K0674
FRAME/BONNET	03S146	FRONT FRAME	100K0674
	03S147	FRAME CONNECTION	100K0674
	03S148	REAR FRAME	100K0674
	03S149	REAR FENDER	100K0674
	03S150	MUD GUAD	100K0674
	03S151	SEAT	100K0674
	03S152	HOOD	100K0674
	03S153	HOOD LOCK	100K0674
	03S154	SOUND ABSORBER	100K0674
	03S155	OPERATION STAND	100K0674
	03S156	FENDER	100K0674
	03S157	ROPS	100K0674
	03S158	WIGHT	100K0674
	03S159	LABEL	100K0674
ACCESSORIES	03S192	ACCESSORIES AND SERVICE PARTS	100K0674

CRANKCASE



16496-001-12

130 15321-7334-0



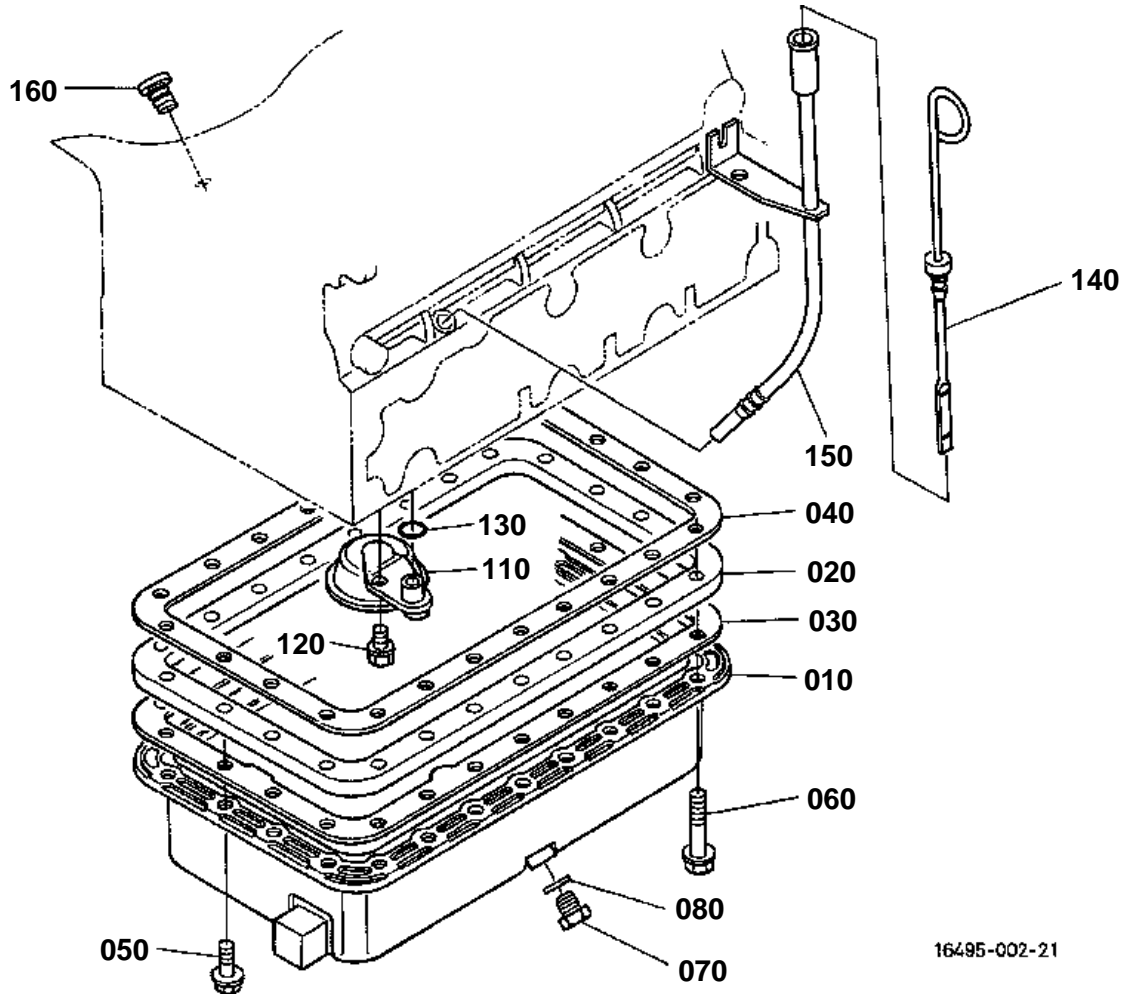
16491-801-10

**CRANKCASE**

↔ Interchangeable; ≠ not interchangeable; ← new for old; → old for new

REF.No	Part No.	Description	Q'ty	S.No.	I/C	REMARKS	Weight (kgf)	Weight (lb)
010	16419-01010	COMP.CRANKCASE	1	<=2331		NOT SALE	48.5	106.7
010	16496-01010	COMP.CRANKCASE	1	>=2332	←		48.5	106.7
010	16496-01015	COMP.CRANKCASE	1	>=YW0001	≠		48.5	106.7
010	16496-01016	COMP.CRANKCASE	1	>=2A0001	←		48.5	106.7
020	15521-96020	PLUG	5				0.003	0.0066
030	15521-96030	PLUG	2				0.007	0.0154
040	17391-96160	PLUG EXPANSION	3				0.003	0.0066
050	06311-75045	PLUG EXPANSION	1				0.026	0.0572
060	15221-03380	CAP SEALING	5				0.017	0.0374
070	15221-03390	CAP SEALING	2				0.03	0.066
080	05012-00408	PIN STRAIGHT	2				0.001	0.0022
090	05012-00609	PIN STRAIGHT	2				0.003	0.0066
100	05012-00612	PIN STRAIGHT	2				0.003	0.0066
110	05012-01018	PIN STRAIGHT	1				0.012	0.0264
120	15221-33650	PIN PIPE	1				0.004	0.0088
130	15321-73340	PIPE WATER RETURN	1	<=2331			0.016	0.0352
130	15291-73160	JOINT DRAIN COCK	1	>=2332	≠		0.04	0.088
135	R1401-42860	COCK DRAIN	1	>=2332			0.083	0.1826
140	99999-99999	BLANK	0				0	0
150	99999-99999	BLANK	0				0	0
160	15221-33700	O RING	1				0.001	0.0022
170	15471-35010	ASSY PUMP OIL	1				0	0
170	15471-35012	ASSY PUMP OIL	1		↔		0.55	1.21
180	1A021-35150	GASKET OIL PUMP	1				0.001	0.0022
180	1A021-35150	GASKET OIL PUMP	1		↔		0.001	0.0022
190	01053-50650	BOLT	4				0.011	0.0242
200	04512-60060	WASHER SPRING	4				0.001	0.0022
210	19202-35660	GEAR OIL PUMP DRIVE	1				0.23	0.506
220	05712-00410	KEY FEATHER	1				0.001	0.0022
230	15221-35682	NUT FLANGE	1				0.014	0.0308
240	15841-39010	SWITCH OIL	1				0.03	0.066
250	15221-88210	STUD	2				0.005	0.011

OIL PAN



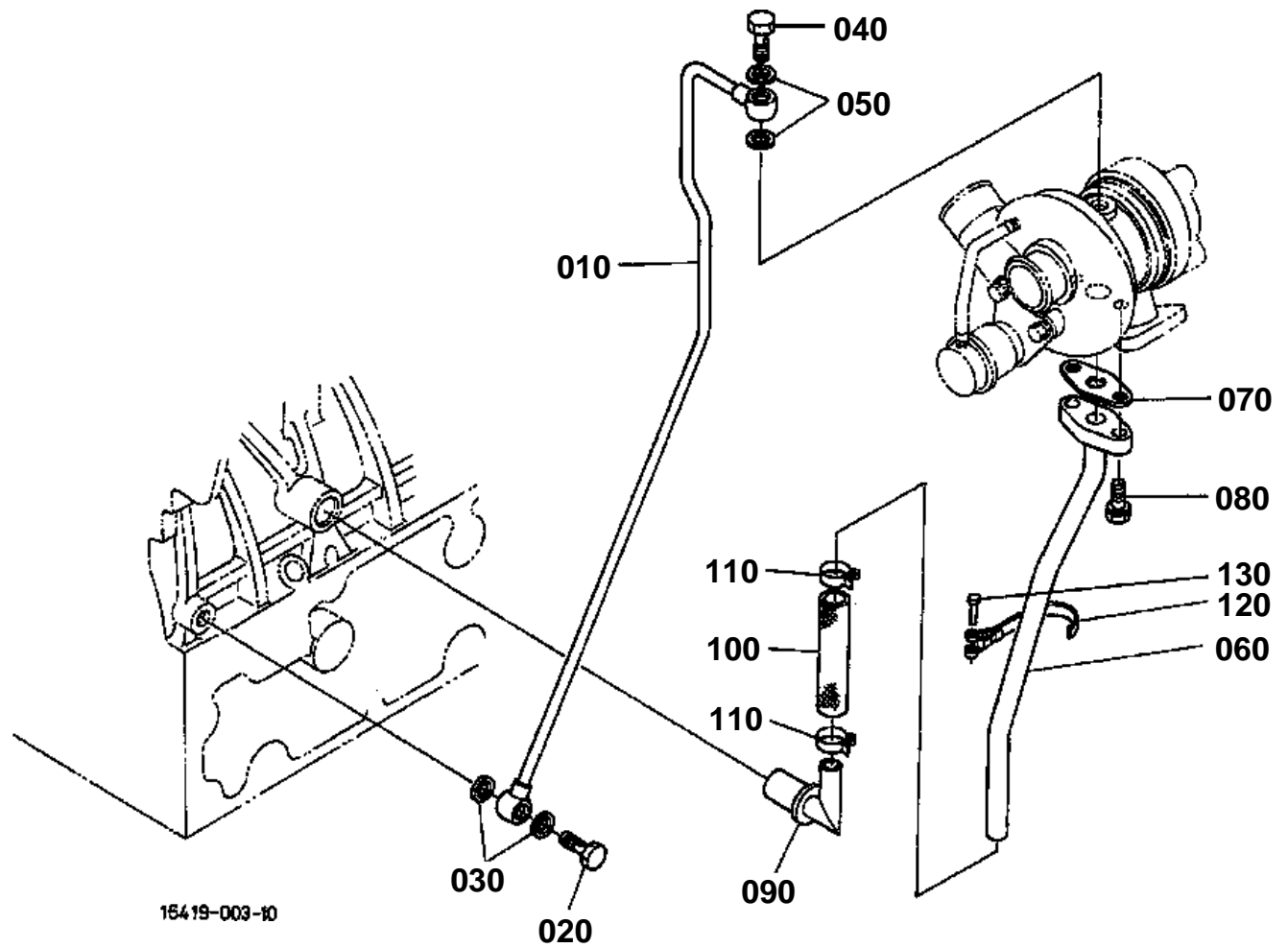
16495-002-21

**OIL PAN**

↔ Interchangeable; ≠ not interchangeable; ← new for old; → old for new

REF.No	Part No.	Description	Q'ty	S.No.	I/C	REMARKS	Weight (kgf)	Weight (lb)
010	17118-01610	OIL PAN	1				2.4	5.28
020	16495-01530	SPACER OIL PAN	1				3.5	7.7
030	19228-01620	GASKET OIL PAN	1				0.07	0.154
040	17326-01620	GASKET OIL PAN	1				0	0
040	1A021-01620	GASKET OIL PAN	1		↔		0.014	0.0308
050	17333-91010	BOLT FLANGE	8				0.03	0.066
060	01774-51030	BOLT FLANGE	20				0.02	0.044
070	15221-33750	PLUG	1				0.032	0.0704
080	15109-33660	GASKET	1				0.001	0.0022
080	6C090-58960	GASKET	1		↔		0.002	0.0044
090	99999-99999	BLANK	0				0	0
100	99999-99999	BLANK	0				0	0
110	17365-32110	FILTER OIL	1				0.245	0.539
120	01123-60814	BOLT	1				0.01	0.022
130	04814-00160	O RING	1				0.001	0.0022
140	16495-36410	GAUGE OIL	1				0.05	0.11
150	17082-36420	GUIDE OIL GAUGE	1	<=1N0016			0	0
150	17082-36423	GUIDE OIL GAUGE	1	>=1Q0001	←		0.21	0.462
160	16414-33640	PLUG OIL GAUGE	1	>=2A0001			0.003	0.0066

OIL PIPE (TURBO CHARGER)

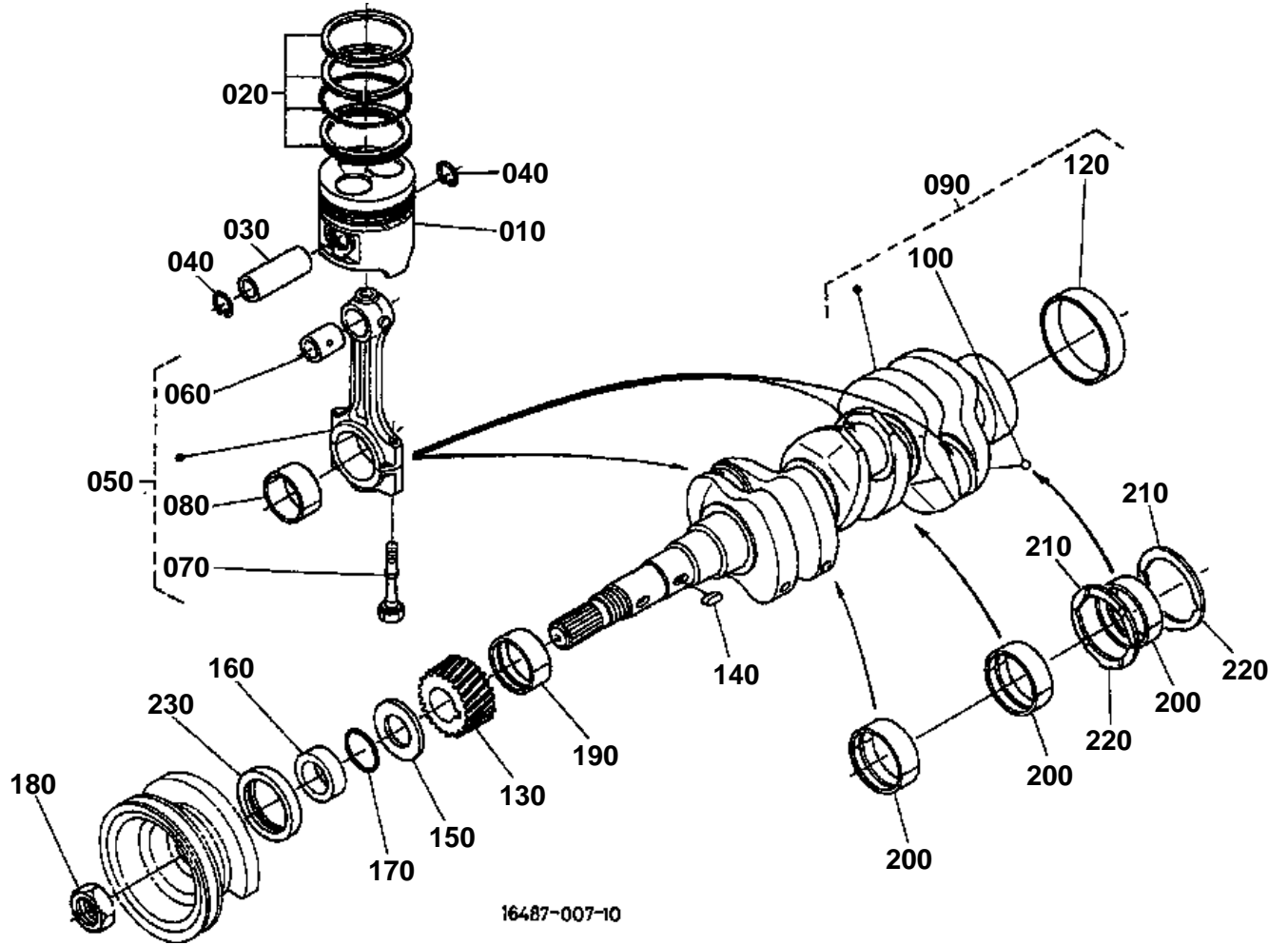




OIL PIPE (TURBO CHARGER)

↔ Interchangeable; ≠ not interchangeable; ← new for old; → old for new

REF.No	Part No.	Description	Q'ty	S.No.	I/C	REMARKS	Weight (kgf)	Weight (lb)
010	16419-33040	COMP.PIPE OIL	1				0.09	0.198
020	15471-95790	BOLT EYE JOINT	1				0.02	0.044
030	15021-33660	GASKET	2				0.001	0.0022
040	16241-95800	BOLT EYE JOINT	1				0.015	0.033
050	15471-96650	GASKET	2				0.002	0.0044
060	16419-33050	COMP.PIPE OIL	1				0.135	0.297
070	16299-33670	GASKET	1				0	0
080	01023-50620	BOLT	2				0.006	0.0132
090	16419-33060	COMP.PIPE OIL	1				0.06	0.132
090	1A024-33230	PIPE OIL	1	<=YW1128 >=YY0001	≠		0.04	0.088
100	16241-33240	PIPE OIL	1				0.022	0.0484
110	09318-88200	CLAMP HOSE	2				0.004	0.0088
120	15471-33520	CLAMP PIPE	1				0	0
130	33430-82760	PIN BAND	1				0.004	0.0088



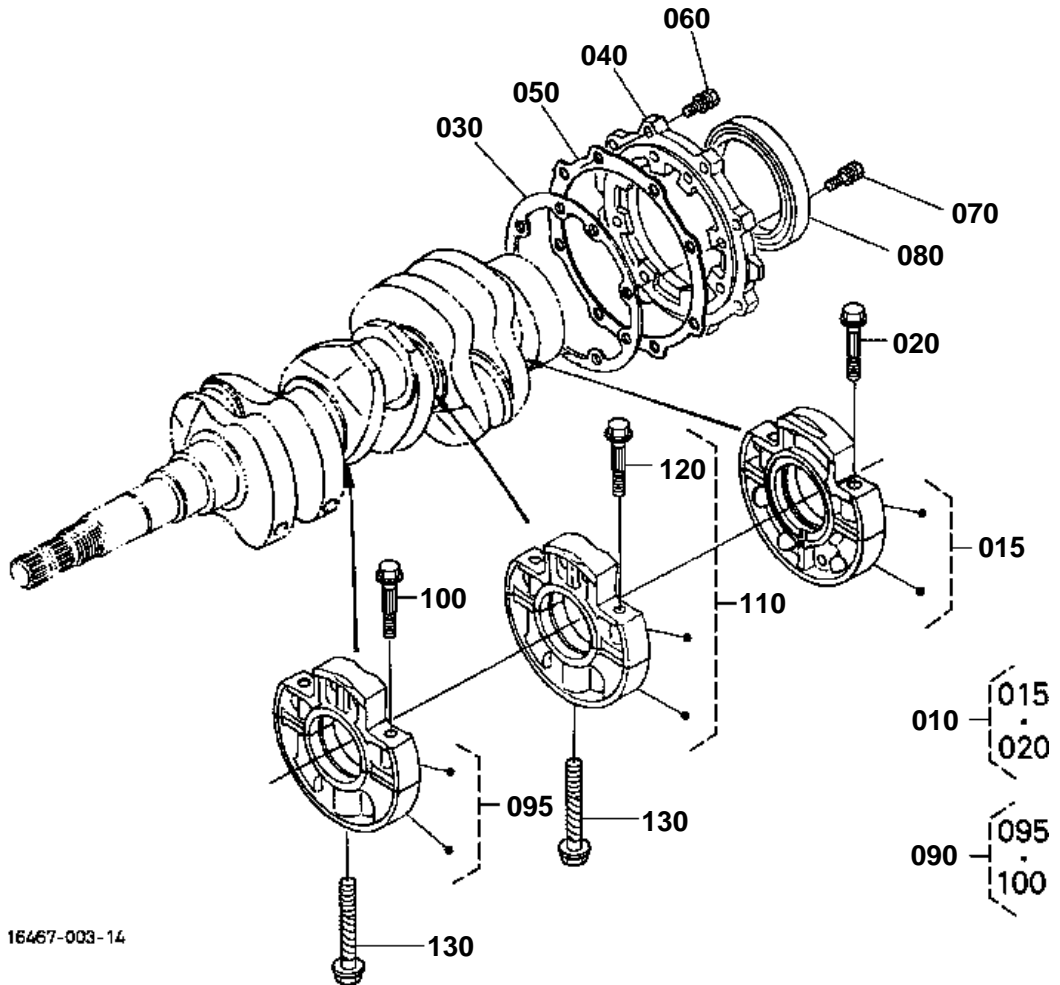


PISTON/CARNKSHAFT

↔ Interchangeable; ≠ not interchangeable; ← new for old; → old for new

REF.No	Part No.	Description	Q'ty	S.No.	I/C	REMARKS	Weight (kgf)	Weight (lb)
010	16419-21110	PISTON	3			STD	0.535	1.177
010	16419-21910	PISTON	3			+0.5mm	0.535	1.177
020	16419-21050	ASSY PISTON RING	3			STD	0.055	0.121
020	16419-21090	ASSY PISTON RING	3			+0.5mm	0.055	0.121
030	14901-21310	PIN PISTON	3				0.17	0.374
040	14109-21330	CLIP PISTON PIN	6				0.001	0.0022
050	17311-22010	ASSY CONNECTING ROD	3				0.885	1.947
060	17331-21980	BUSH PISTON PIN	3				0.025	0.055
070	15521-22142	BOLT CONNECTING ROD	6				0.026	0.0572
080	17311-22310	METAL CRANKPIN	3			STD SET	0.045	0.099
080	17331-22970	METAL CRANKPIN	3			-0.2mm	0.05	0.11
080	17331-22980	METAL CRANKPIN	3			-0.4mm	0.045	0.099
090	16414-23010	COMP.CRANKSHAFT	1				12.9	28.38
100	07715-00401	BALL	3				0.001	0.0022
110	99999-99999	BLANK	0				0	0
120	19202-23280	SLEEVE CRANKSHAFT	1				0.09	0.198
130	15471-24110	GEAR CRANK	1				0.375	0.825
140	05712-00720	KEY FEATHER	1				0.008	0.0176
150	15471-23312	SLINGER OIL	1				0.008	0.0176
160	19202-23250	COLLAR CRANKSHAFT	1				0.065	0.143
170	19202-96760	O RING	1				0.001	0.0022
180	15221-23360	NUT CRANKSHAFT	1				0.11	0.242
190	17311-23470	METAL CRANKSHAFT	1	<=YA0032		STD SET	0	0
190	17311-23472	METAL CRANKSHAFT	1	>=YA0033		STD SET	0.06	0.132
190	17311-23910	METAL CRANKSHAFT	1			-0.2mm SET	0.05	0.11
190	17311-23920	METAL CRANKSHAFT	1			-0.4mm SET	0.06	0.132
200	17311-23480	METAL CRANKSHAFT	3			STD SET	0.045	0.099
200	17311-23930	METAL CRANKSHAFT	3			-0.2mm SET	0.05	0.11
200	17311-23940	METAL CRANKSHAFT	3			-0.4mm SET	0.06	0.132
210	15521-23530	METAL SIDE	2			STD	0.01	0.022
210	15221-23950	METAL SIDE	2	<=YE0008		+0.2mm	0	0
210	15521-23950	METAL SIDE	2	>=YE0009	←	+0.2mm	0.01	0.022
210	15521-23960	METAL SIDE	2	<=YE0008		+0.4mm	0.01	0.022
210	15521-23960	METAL SIDE	2	>=YE0009	←	+0.4mm	0.01	0.022
220	19202-23540	METAL SIDE	2			STD	0.01	0.022
220	19202-23970	METAL SIDE	2			+0.2mm	0.01	0.022
220	19202-23980	METAL SIDE	2			+0.4mm	0.01	0.022
230	19202-04140	SEAL OIL	1				0.015	0.033

MAIN BEARING CASE



16467-003-14

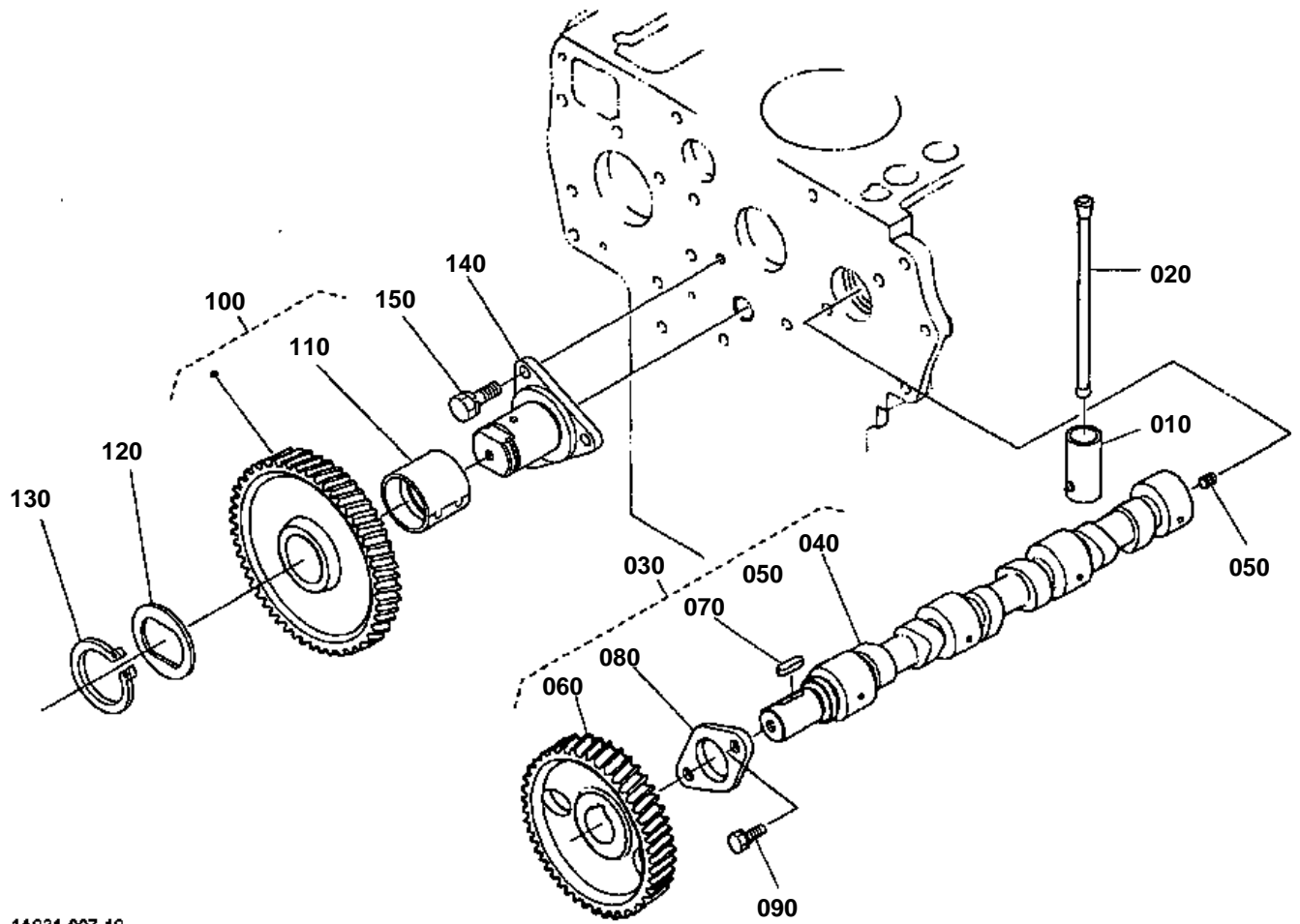


MAIN BEARING CASE

↔ Interchangeable; ≠ not interchangeable; ← new for old; → old for new

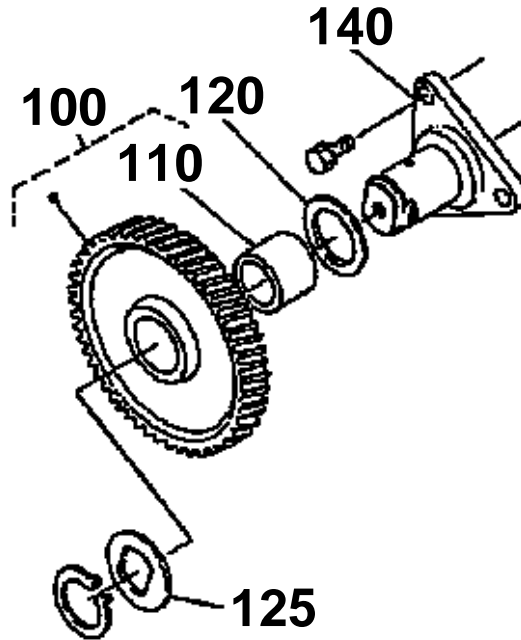
REF.No	Part No.	Description	Q'ty	S.No.	I/C	REMARKS	Weight (kgf)	Weight (lb)
010	16419-07090	ASSY BRG.CASE WHEEL	1				1.485	3.267
015	16419-04090	ASSY CASE BEARING	1				0.001	0.0022
020	19013-04540	BOLT BEARING CASE	2				0.038	0.0836
030	19077-04360	GASKET BEARING CASE	1				0.004	0.0088
040	19013-04813	COVER BEARING CASE	1				0.41	0.902
050	17118-04830	GASKET BRG.CASE COV.	1				0	0
050	1A091-04820	GASKET CASE COVER	1		↔		0.006	0.0132
060	01123-50825	BOLT	8				0.013	0.0286
070	01123-50828	BOLT	8				0.014	0.0308
080	19202-04460	SEAL OIL	1				0.055	0.121
090	16419-07040	ASSY BRG.CASE MAIN	1				1.485	3.267
095	16419-04042	ASSY CASE BEARING	1				1.495	3.289
100	19013-04540	BOLT BEARING CASE	2				0.038	0.0836
110	16419-07050	ASSY BRG.CASE MAIN	1				1.485	3.267
120	19013-04540	BOLT BEARING CASE	2				0.038	0.0836
130	15601-04560	BOLT BEARING CASE	2				0.06	0.132

CAMSHAFT



1A021-007-10

- 100 16427-2401-0
- 110 16427-2498-0
- 120 16427-2436-0
- 125 16427-2437-0
- 140 16427-2425-0



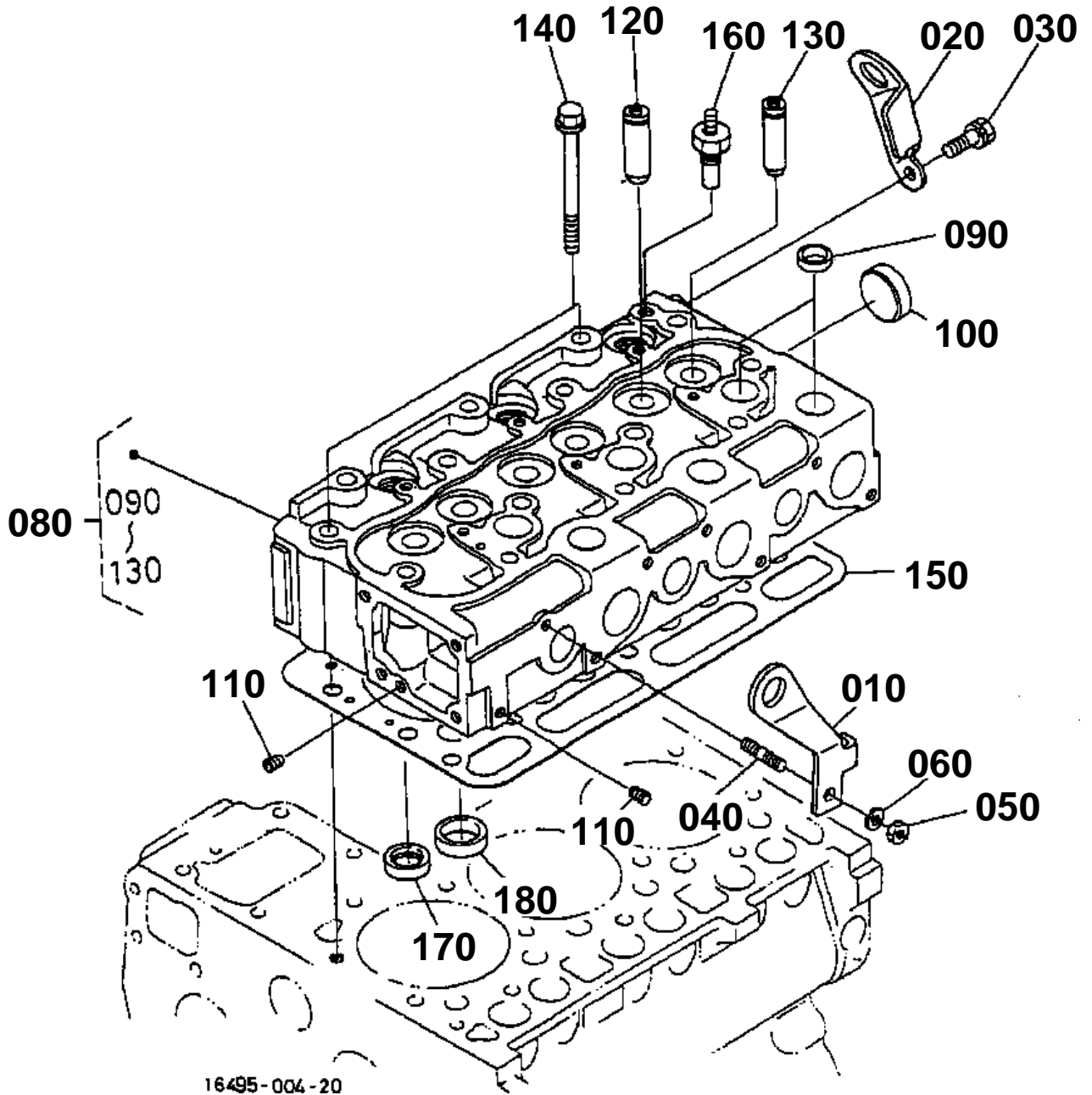
16495-807-10

**CAMSHAFT**

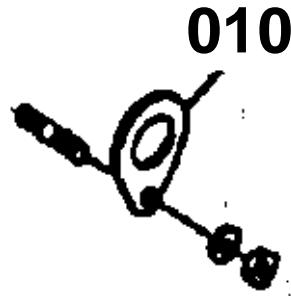
↔ Interchangeable; ≠ not interchangeable; ← new for old; → old for new

REF.No	Part No.	Description	Q'ty	S.No.	I/C	REMARKS	Weight (kgf)	Weight (lb)
010	15601-15550	TAPPET	6				0.08	0.176
020	19013-15110	PUSH ROD	6				0.05	0.11
030	16419-16010	ASSY CAMSHAFT	1				2.58	5.676
040	16419-16150	CAMSHAFT	1				1.8	3.96
050	15521-93610	SCREW SET	1				0.002	0.0044
060	15521-16510	GEAR CAMSHAFT	1	<=1W1403			0.85	1.87
060	15521-16514	GEAR CAM	1	>=1Y0001	←		0	0
070	05712-00720	KEY FEATHER	1				0.008	0.0176
080	15221-16270	STOPPER CAMSHAFT	1				0.073	0.1606
090	01123-50818	BOLT	2				0.012	0.0264
100	16427-24010	COMP.GEAR IDLE	1	<=1W1403			1.2	2.64
100	1G791-24010	COMP.GEAR IDLE	1	>=1Y0001	←		1.195	2.629
110	16427-24980	BUSH IDLE GEAR	1	<=1W1403			0.07	0.154
110	1A021-24980	BUSH IDLE GEAR	1	>=1Y0001	≠		0.072	0.1584
120	16427-24360	COLLAR	1	<=1W1403			0.02	0.044
120	1A021-24370	COLLAR	1	>=1Y0001	≠		0.022	0.0484
125	16427-24370	COLLAR	1	<=1W1403			0.02	0.044
130	15451-95400	CIR CLIP EXTERNAL	1				0.01	0.022
140	16427-24250	SHAFT IDLE GEAR	1	<=1W1403			0.65	1.43
140	1A021-24250	SHAFT IDLE GEAR	1	>=1Y0001	≠		0.685	1.507
150	01123-50818	BOLT	3				0.012	0.0264

CYLINDER HEAD



010 17331-0175-0



16496-803-10

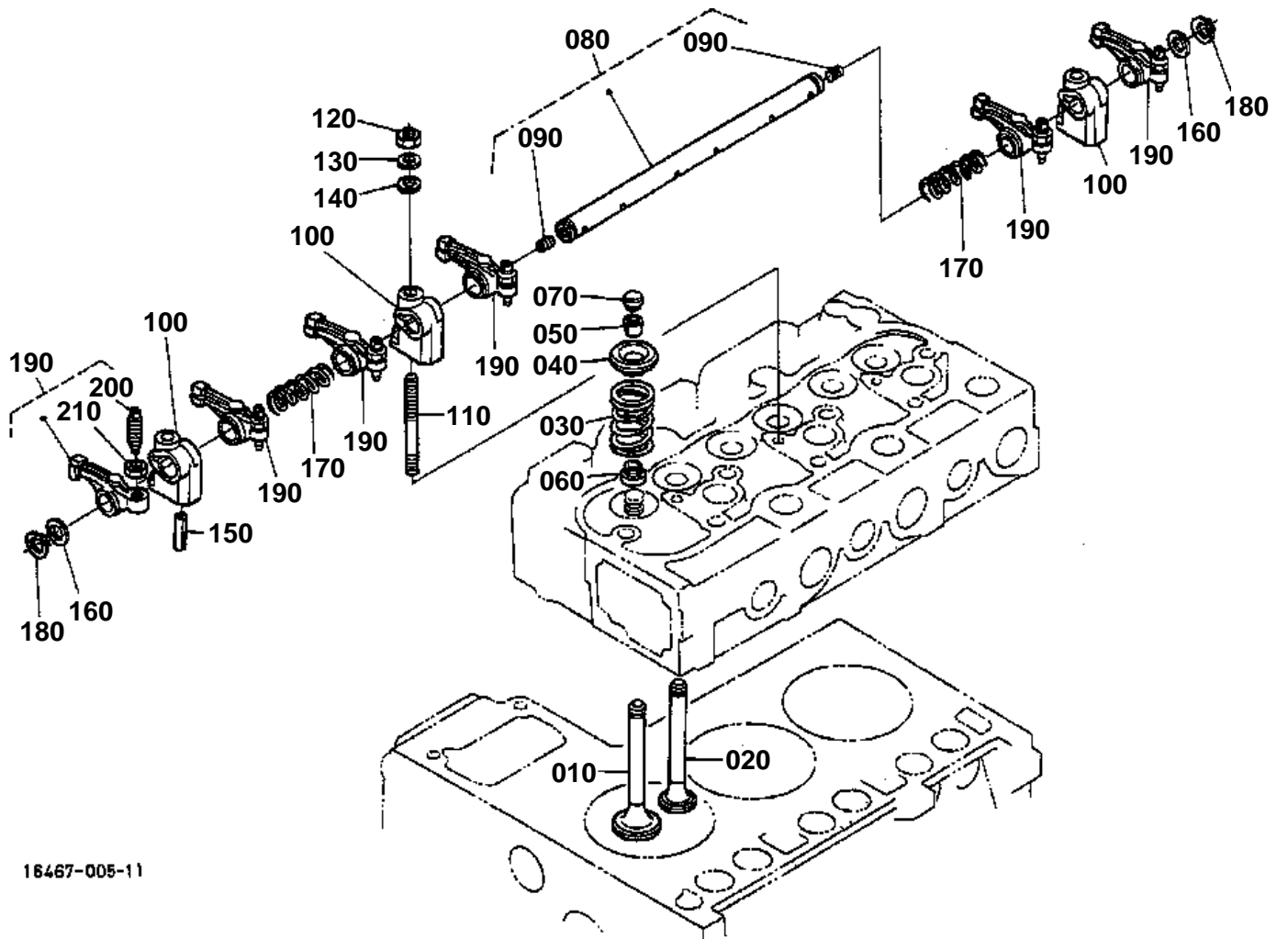


CYLINDER HEAD

↔ Interchangeable; ≠ not interchangeable; ← new for old; → old for new

REF.No	Part No.	Description	Q'ty	S.No.	I/C	REMARKS	Weight (kgf)	Weight (lb)
010	17331-01750	HOOK ENGINE	1	<=2331			0.09	0.198
010	R2401-42910	HOOK	1	>=2332	≠		0.11	0.242
020	16415-01752	HOOK ENGINE	1				0.115	0.253
030	01123-60816	BOLT	1				0.01	0.022
040	15471-91530	STUD	1				0.01	0.022
050	02156-50080	NUT	1				0.004	0.0088
060	04512-60080	WASHER SPRING	1				0.002	0.0044
070	99999-99999	BLANK	0				0	0
080	16419-03040	COMP.CYLINDER HEAD	1	<=XS0026			0	0
080	16419-03045	COMP.CYLINDER HEAD	1	>=XS0027	←		0	0
090	15221-03370	CAP SEALING	9				0.01	0.022
100	15221-03490	CAP SEALING	1				0.02	0.044
110	15261-96010	PLUG	2				0.002	0.0044
120	17321-13580	GUIDE INLET VALVE	3				0.015	0.033
130	17321-13560	GUIDE EXHAUST VALVE	3				0.02	0.044
140	19013-03450	BOLT CYLINDER HEAD	14				0.077	0.1694
150	16467-03310	GASKET CYL.HEAD	1				0.1	0.22
160	31351-32830	SENSOR THERMO	1				0.02	0.044
170	16415-13620	SEAT INLET VALVE	3			NOT SALE	0.01	0.022
180	16415-13612	SEAT EXHAUST VALVE	3			NOT SALE	0.01	0.022

VALVE/ROCKER ARM



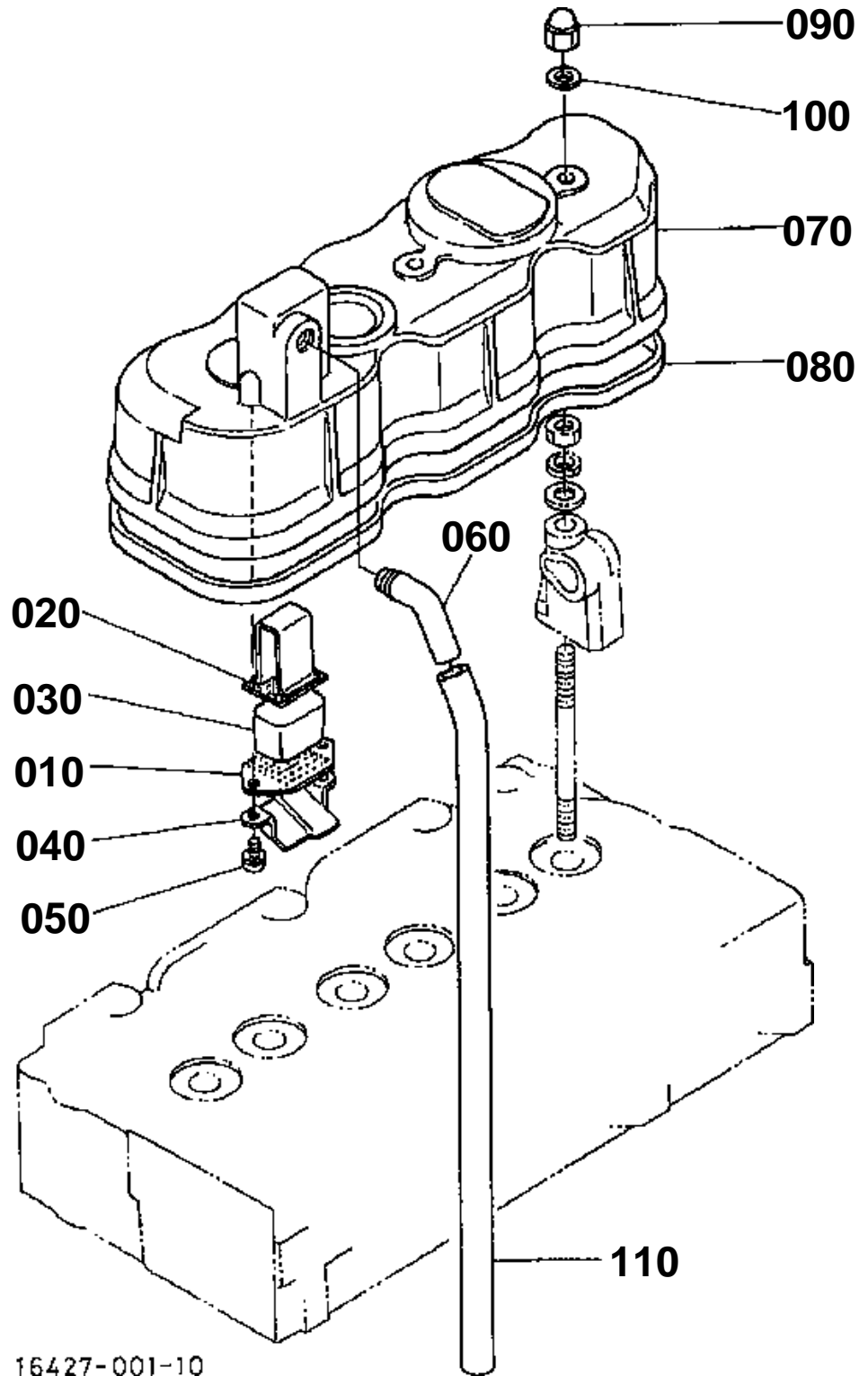
16467-005-11

**VALVE/ROCKER ARM**

↔ Interchangeable; ≠ not interchangeable; ← new for old; → old for new

REF.No	Part No.	Description	Q'ty	S.No.	I/C	REMARKS	Weight (kgf)	Weight (lb)
010	16484-13110	VALVE INLET	3				0.06	0.132
020	16419-13120	VALVE EXHAUST	3				0.06	0.132
030	15221-13240	SPRING VALVE	6				0.036	0.0792
040	15221-13330	RETAINER VALVE SP.	6				0.03	0.066
050	15221-13980	COLLET VALVE SPRING	6			SET	0.002	0.0044
060	15221-13150	SEAL VALVE STEM	6				0.001	0.0022
070	15221-13280	CAP VALVE	6				0.006	0.0132
080	15321-14052	ASSY SHAFT R-ARM	1				0.235	0.517
090	03410-50808	SCREW SET	2				0.002	0.0044
100	15221-14350	BRACKET ROCKER ARM	3				0.044	0.0968
110	15521-91500	STUD	3				0.035	0.077
120	02156-50080	NUT	3				0.004	0.0088
130	04512-60080	WASHER SPRING	3				0.002	0.0044
140	04012-50080	WASHER PLAIN	3				0.001	0.0022
150	05411-00528	PIN SPRING	1				0.003	0.0066
160	15221-14430	WASHER R-ARM.SHAFT	2				0.002	0.0044
170	15221-14310	SPRING ROCKER ARM	2				0.005	0.011
180	04612-00140	CIR CLIP EXTERNAL	2				0.001	0.0022
190	15621-14030	ASSY ROCKER ARM	6				0.1	0.22
200	15521-14230	SCREW ADJUSTING	6				0.009	0.0198
210	15021-14240	NUT	6				0.003	0.0066

CYLINDER HEAD COVER



16427-001-10

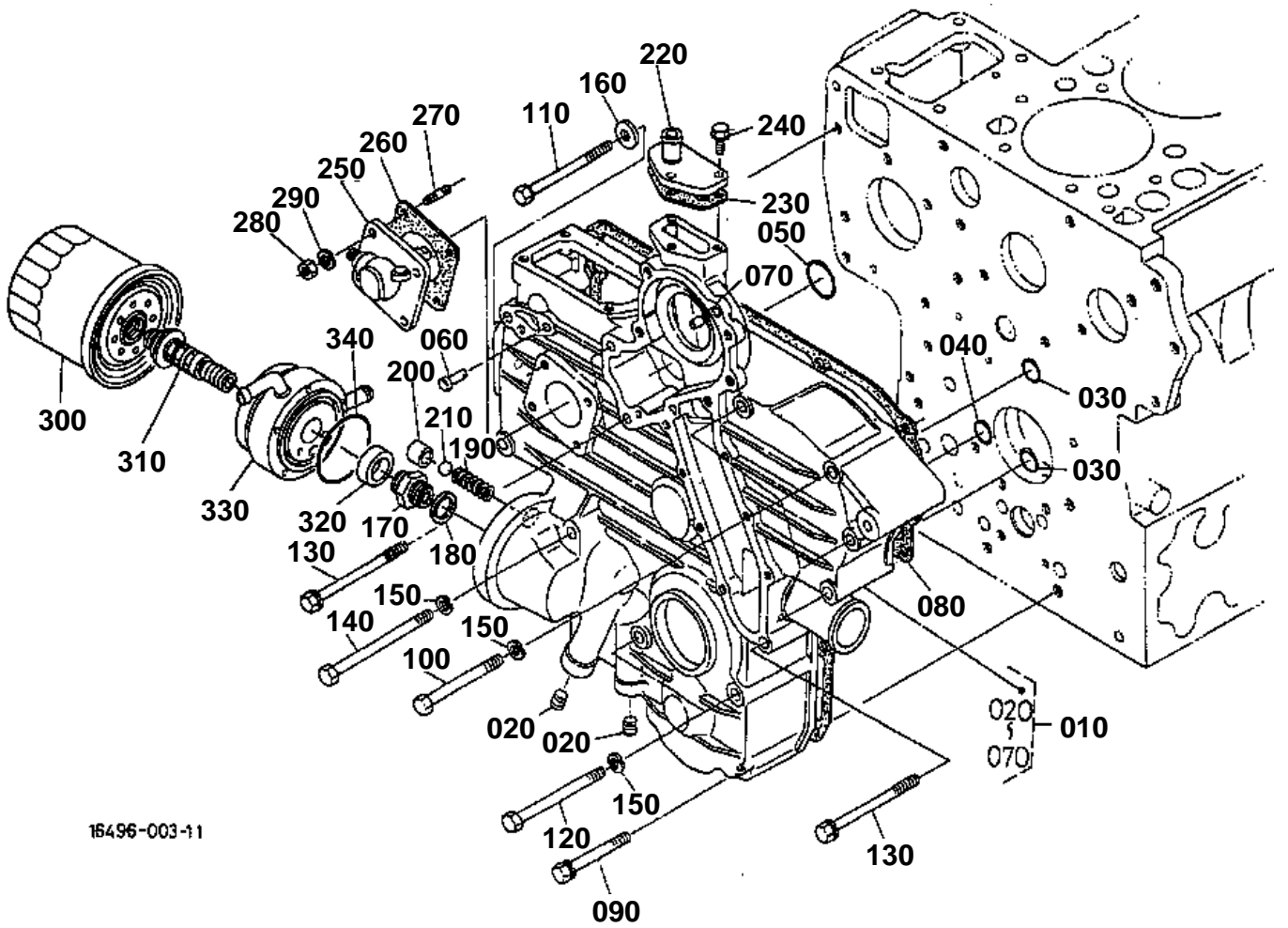


CYLINDER HEAD COVER

↔ Interchangeable; ≠ not interchangeable; ← new for old; → old for new

REF.No	Part No.	Description	Q'ty	S.No.	I/C	REMARKS	Weight (kgf)	Weight (lb)
010	15521-05140	PLATE B/THER ELEMENT	1				0.005	0.011
020	15521-05150	PLATE B/THER ELEMENT	1				0.01	0.022
030	15521-05670	ELEMENT BREATHER	1				0.01	0.022
040	15521-05370	OIL SHIELD BREATHER	1				0.005	0.011
050	03034-50510	SCREW WITH WASHER	2				0.003	0.0066
060	15521-05550	JOINT BREATHER PIPE	1				0.04	0.088
070	16427-14510	COVER CYL.HEAD	1				1.13	2.486
080	15521-14520	GASKET HEAD COVER	1				0.035	0.077
090	15451-92330	NUT	3				0.008	0.0176
100	15021-33660	GASKET	3				0.001	0.0022
110	15521-05510	PIPE BREATHER	1				0.075	0.165

GEAR CASE



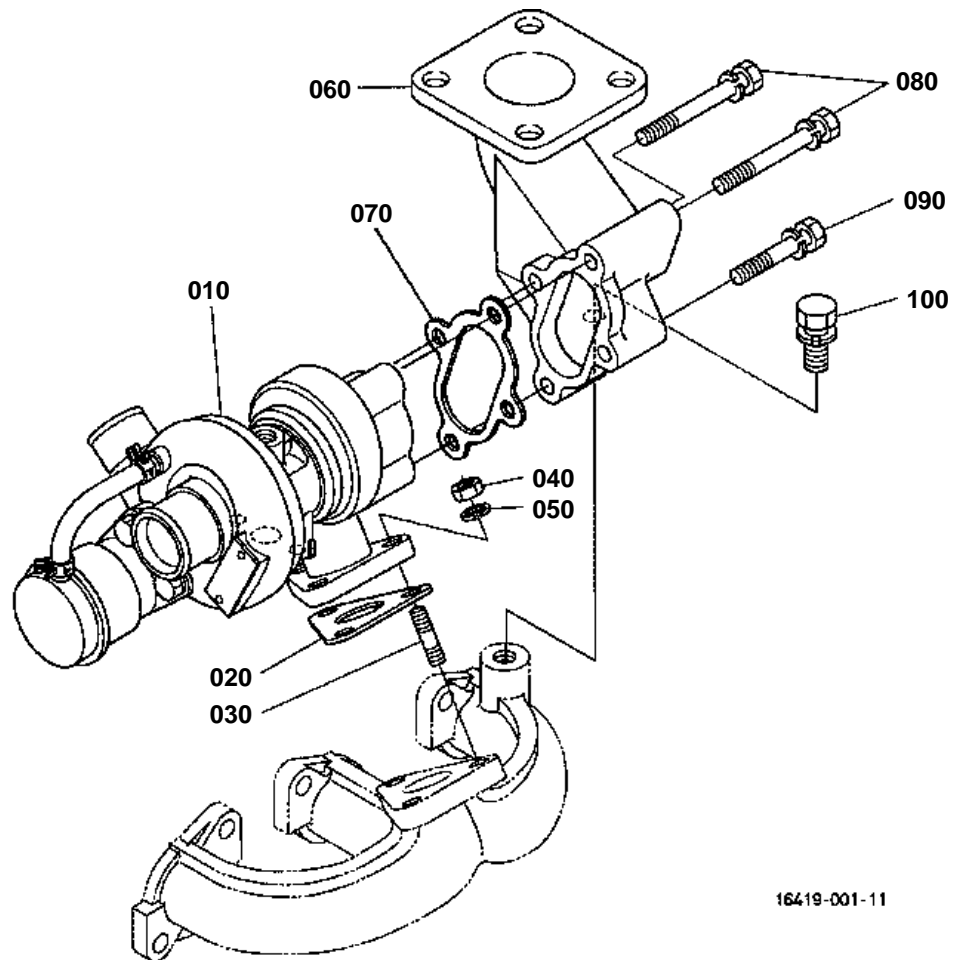
16496-003-11

**GEAR CASE**

↔ Interchangeable; ≠ not interchangeable; ← new for old; → old for new

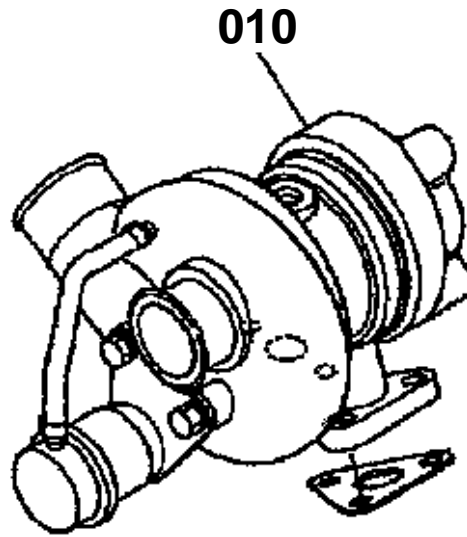
REF.No	Part No.	Description	Q'ty	S.No.	I/C	REMARKS	Weight (kgf)	Weight (lb)
010	16495-04010	ASSY CASE GEAR	1				4	8.8
020	16851-96010	PLUG	2				0.015	0.033
030	04814-00150	O RING	2				0.001	0.0022
040	04814-00200	O RING	1				0.01	0.022
050	04814-00360	O RING	1				0.001	0.0022
060	15221-56280	PIN START SPRING	1				0.006	0.0132
070	05012-00612	PIN STRAIGHT	2				0.003	0.0066
080	15766-04132	GASKET GEAR CASE NA	1				0.03	0.066
090	01123-50860	BOLT	2				0.002	0.0044
100	01153-50870	BOLT	5				0.026	0.0572
110	17367-91010	BOLT	1				0.005	0.011
120	01153-50880	BOLT	2				0.03	0.066
130	17367-91020	BOLT	3				0.035	0.077
140	01153-50895	BOLT	2				0.035	0.077
150	04512-60080	WASHER SPRING	10				0.002	0.0044
160	04012-50080	WASHER PLAIN	1				0.001	0.0022
170	15221-32290	JOINT PIPE	1	≤YW1128			0	0
170	15521-32293	JOINT PIPE	1	≥YY0001	←		0.05	0.11
180	04011-50180	WASHER PLAIN	1	≤YW1128			0.012	0.0264
180	1G790-32302	COLLAR VALVE SEAT	1	≥YY0001	≠		0.007	0.0154
190	15241-36950	SPRING	1				0.004	0.0088
200	15521-36930	SEAT VALVE	1				0.015	0.033
210	07715-03213	BALL	1				0.004	0.0088
220	15521-73320	FLANGE WATER RETURN	1				0.04	0.088
230	15766-73330	GASKET WATER FLANGE	1				0	0
230	1A021-73330	GASKET RETURN FLANGE	1		↔		0.001	0.0022
240	01023-50620	BOLT	3				0.006	0.0132
250	38240-34660	ASSY GEAR CASE H/M	1				0.335	0.737
260	15296-88130	GASKET H/METER UNIT	1				0.002	0.0044
270	15221-88210	STUD	4				0.005	0.011
280	02056-50060	NUT	4				0.002	0.0044
290	04512-60060	WASHER SPRING	4				0.001	0.0022
300	17321-32430	CARTRIDGE OIL FILTER	1				0	0
300	16414-32430	CARTRIDGE OIL FILTER	1		↔		0.54	1.188
310	16483-37080	CONNECTOR	1				0.005	0.011
320	RD201-42510	COLLAR	1				0.04	0.088
330	16419-37012	ASSY COOLER OIL	1				0.7	1.54
340	04814-50600	O RING	1				0.002	0.0044

TURBO CHARGER



16419-001-11

010 16419-1701-2



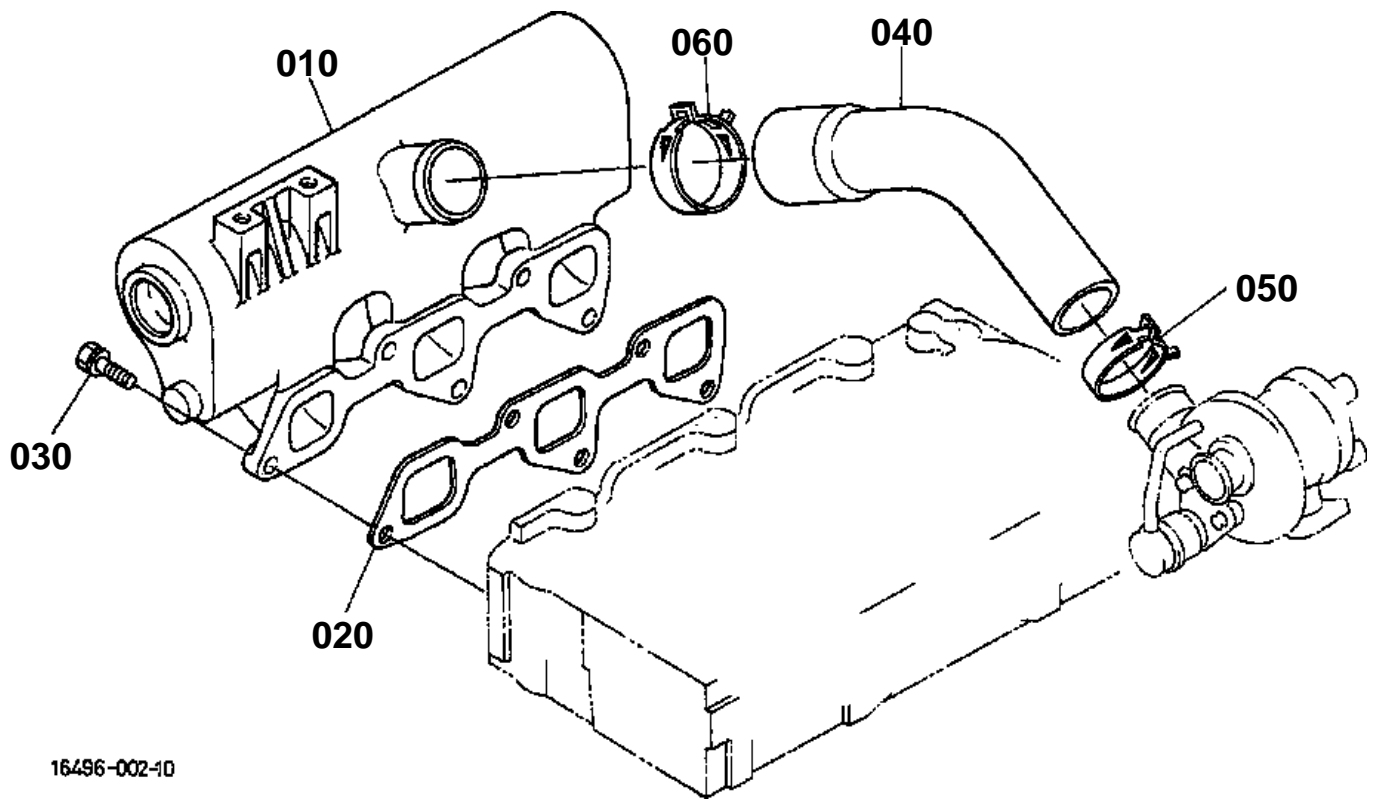
16419-808-10

**TURBO CHARGER**

↔ Interchangeable; ≠ not interchangeable; ← new for old; → old for new

REF.No	Part No.	Description	Q'ty	S.No.	I/C	REMARKS	Weight (kgf)	Weight (lb)
010	16419-17010	ASSY TURBO CHARGER	1	<=1Y1240			0	0
010	1A024-17010	ASSY TURBO CHARGER	1	>=2A0001	←		2.3	5.06
020	16299-17100	GASKET	1	<=1Y1240			0	0
020	16292-17100	GASKET	1	>=2A0001	←		0.021	0.0462
030	01513-60820	STUD	3				0.015	0.033
040	02156-50080	NUT	3				0.004	0.0088
050	04512-60080	WASHER SPRING	3				0.002	0.0044
060	16496-12320	FLANGE MUFFLER	1				1.555	3.421
070	16292-17110	GASKET	1	<=1Y1240			0.021	0.0462
070	16292-17110	GASKET	1	>=2A0001	←		0.021	0.0462
080	01123-50865	BOLT	3				0.028	0.0616
090	01123-50845	BOLT	1				0.02	0.044
100	01133-51025	BOLT	1				0.023	0.0506

INLET MANIFOLD



16496-002-10

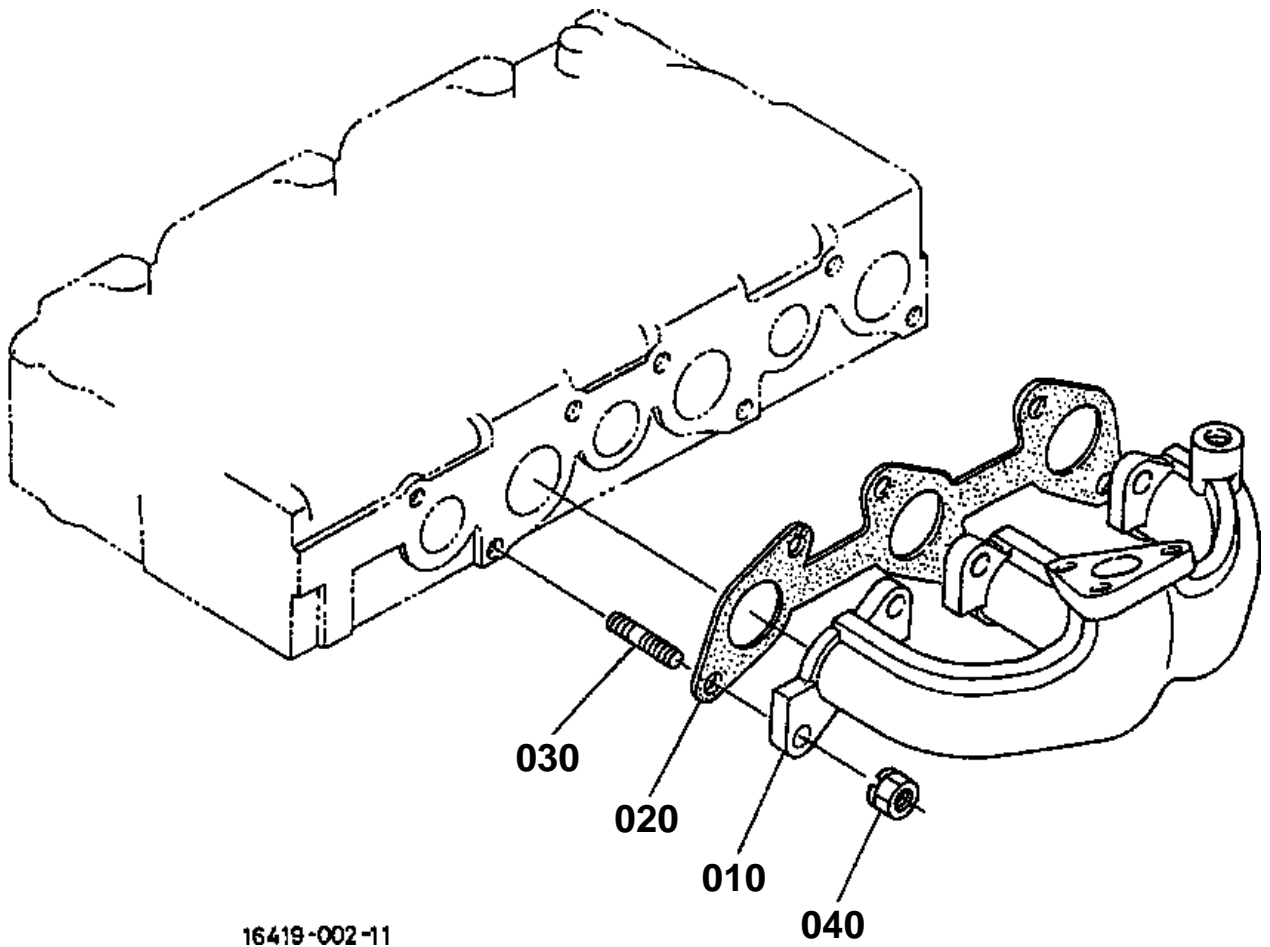


INLET MANIFOLD

↔ Interchangeable; ≠ not interchangeable; ← new for old; → old for new

REF.No	Part No.	Description	Q'ty	S.No.	I/C	REMARKS	Weight (kgf)	Weight (lb)
010	16419-11762	MANIFOLD INLET	1				1.24	2.728
020	17326-11820	GASKET IN-MANIFOLD	1				0	0
030	01123-50822	BOLT	5				0.012	0.0264
040	16419-11640	PIPE INLET	1				0.165	0.363
050	16241-72970	BAND PIPE	1				0.015	0.033
060	16241-11720	BAND PIPE	1				0.03	0.066

EXHAUST MANIFOLD



040 02156-50080

050 04512-60080



16495-801-10

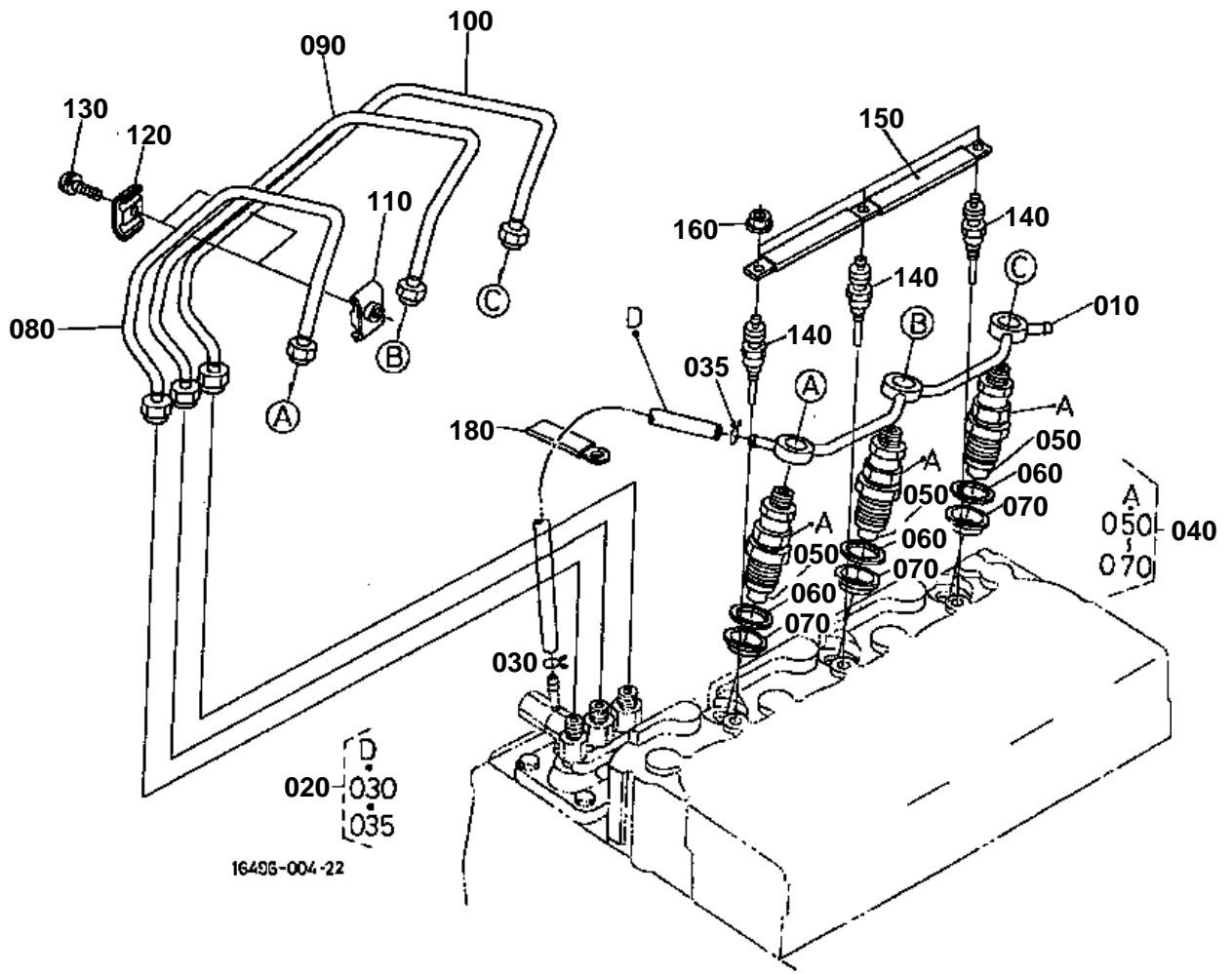


EXHAUST MANIFOLD

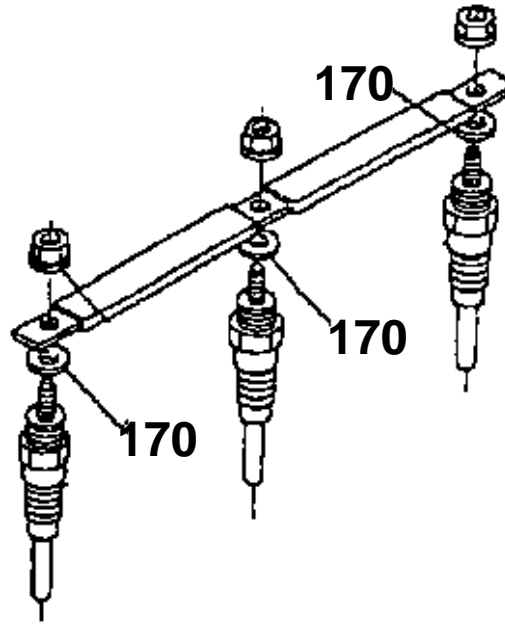
↔ Interchangeable; ≠ not interchangeable; ← new for old; → old for new

REF.No	Part No.	Description	Q'ty	S.No.	I/C	REMARKS	Weight (kgf)	Weight (lb)
010	16419-12312	MANIFOLD EXHAUST	1				2.2	4.84
020	15313-12350	GASKET EX-MANIFOLD	1				0.04	0.088
030	15221-91530	STUD	6				0.011	0.0242
040	02156-50080	NUT	6	<=2500			0.004	0.0088
040	16429-92010	NUT	6	>=2501	↔		0.007	0.0154
050	04512-60080	WASHER SPRING	6	<=2500			0.002	0.0044

NOZZLE HOLDER/GLOW PLUG



170 04013-60040



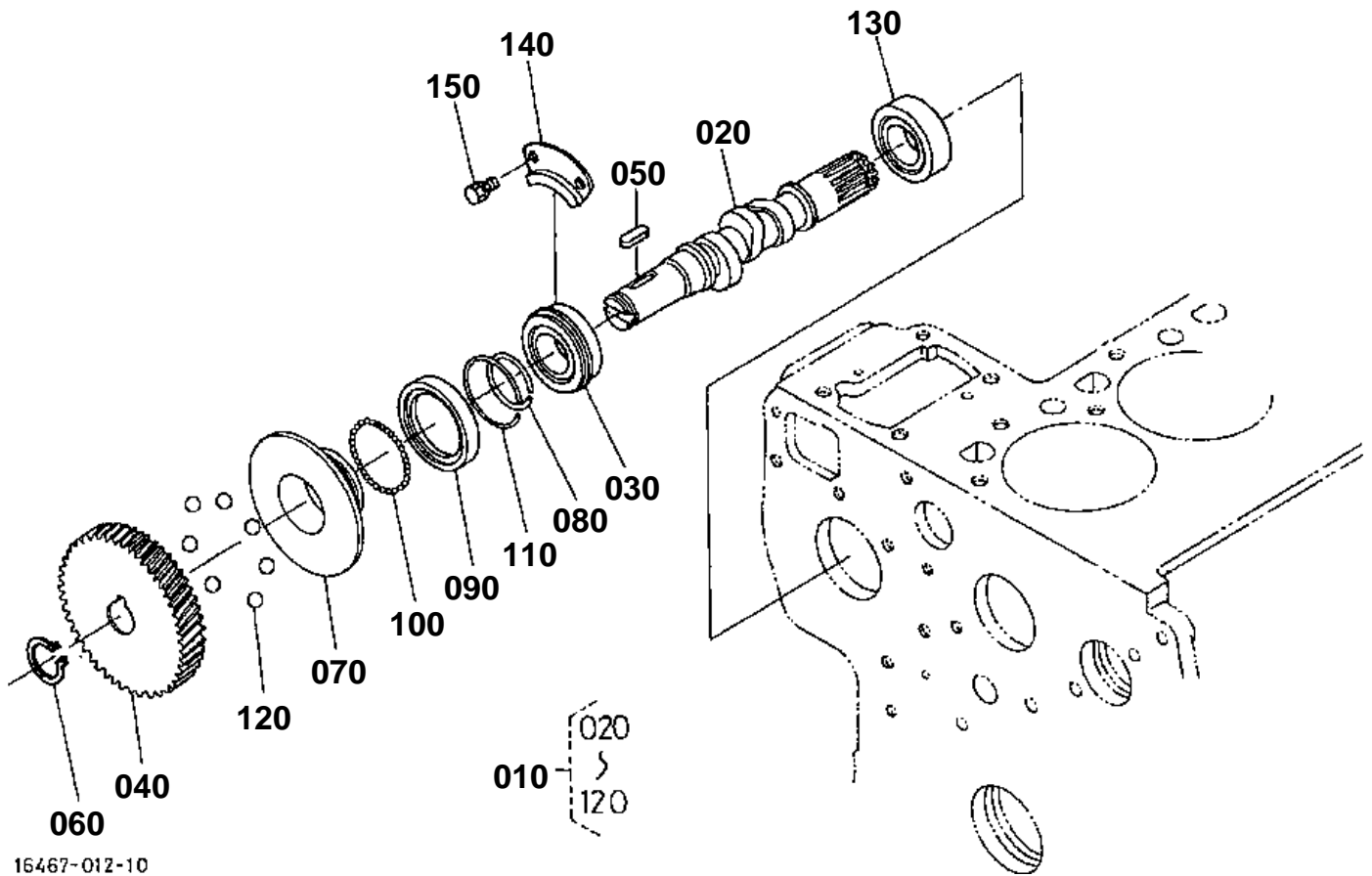
1G299-806-10

**NOZZLE HOLDER/GLOW PLUG**

↔ Interchangeable; ≠ not interchangeable; ← new for old; → old for new

REF.No	Part No.	Description	Q'ty	S.No.	I/C	REMARKS	Weight (kgf)	Weight (lb)
010	16467-42502	ASSY PIPE OVER FLOW	1				0.045	0.099
020	15542-42870	ASSY PIPE JET START	1	≤3128			0.025	0.055
020	17331-42500	ASSY PIPE OVER FLOW	1	≥3129	≠		0.02	0.044
030	10244-42320	CLIP PIPE	2	≤3128			0.001	0.0022
030	14971-42750	CLIP PIPE	1	≥3129			0.001	0.0022
035	10244-42320	CLIP PIPE	1	≥3129			0.001	0.0022
040	16419-53900	KIT HOLDER NOZZLE	1				0.16	0.352
050	16082-53610	PIECE NOZZLE	3				0.023	0.0506
060	15841-53622	GASKET	3				0.002	0.0044
070	19077-53650	SEAL HEAT	3				0.005	0.011
080	16419-53710	PIPE INJECTION	1				0.135	0.297
090	16419-53720	PIPE INJECTION	1				0.13	0.286
100	16419-53730	PIPE INJECTION	1				0.132	0.2904
110	15841-53850	CLAMP PIPE	2				0.01	0.022
120	15841-53860	CLAMP PIPE	2				0.009	0.0198
130	03024-50520	SCREW WITH WASHER	2				0.004	0.0088
140	19077-65510	GLOW PLUG	3				0.03	0.066
150	16415-65560	CORD GLOW PLUG	1				0.015	0.033
160	02761-50040	NUT FLANGE	3				0.002	0.0044
170	04013-60040	WASHER PLAIN	3	≤3359			0.002	0.0044
180	15241-67580	CLAMP CORD	1				0.004	0.0088

FUEL CAMSHAFT



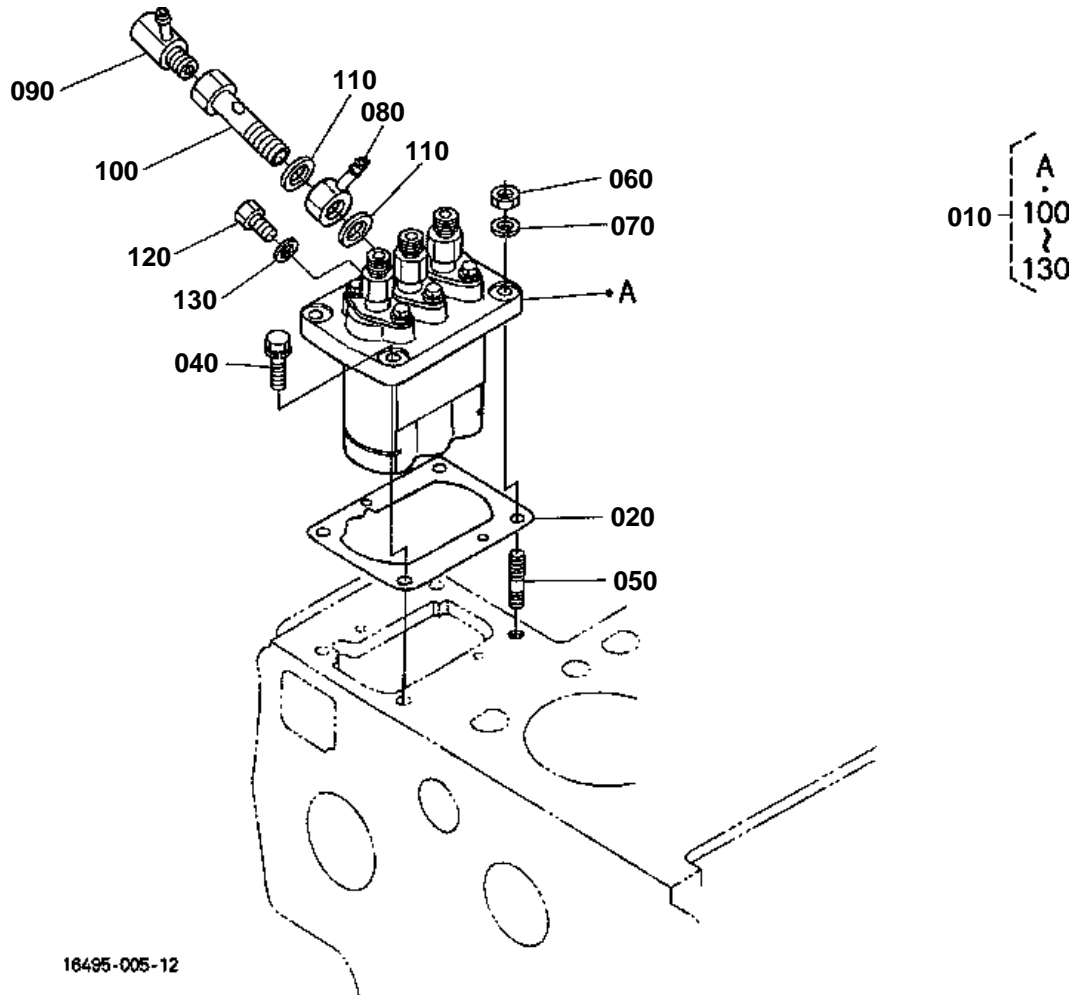
16467-012-10

**FUEL CAMSHAFT**

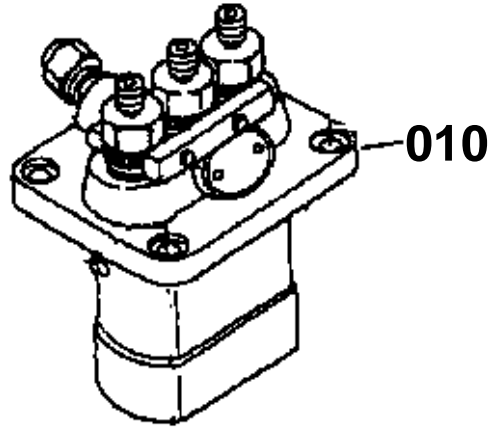
↔ Interchangeable; ≠ not interchangeable; ← new for old; → old for new

REF.No	Part No.	Description	Q'ty	S.No.	I/C	REMARKS	Weight (kgf)	Weight (lb)
010	16427-16020	ASSY CAMSHAFT FUEL	1				2.5	5.5
020	16427-16170	CAMSHAFT FUEL	1	<=2671			0	0
020	16427-16173	CAMSHAFT FUEL	1	>=2672	←		0.99	2.178
030	08153-06205	BEARING BALL	1				0.13	0.286
040	16415-51150	GEAR INJECTION PUMP	1				1.075	2.365
050	05712-00525	KEY FEATHER	1				0.005	0.011
060	04612-00240	CIR CLIP EXTERNAL	1				0.002	0.0044
070	15611-55450	SLEEVE GOVERNOR	1				0.117	0.2574
080	15221-55470	CIR-CLIP GOV. SLEEVE	1				0.003	0.0066
090	15611-55690	CASE GOVERNOR BALL	1				0.03	0.066
100	07715-03205	BALL	39				0.001	0.0022
110	15221-55740	CIR-CLIP	1				0.002	0.0044
120	07715-00403	BALL	7				0.03	0.066
130	08103-06205	BEARING BALL	1				0.12	0.264
140	15221-16320	STOPPER FUEL.C/SHAFT	1				0.02	0.044
150	01123-60814	BOLT	2				0.01	0.022

INJECTION PUMP



010 16419-5101-0



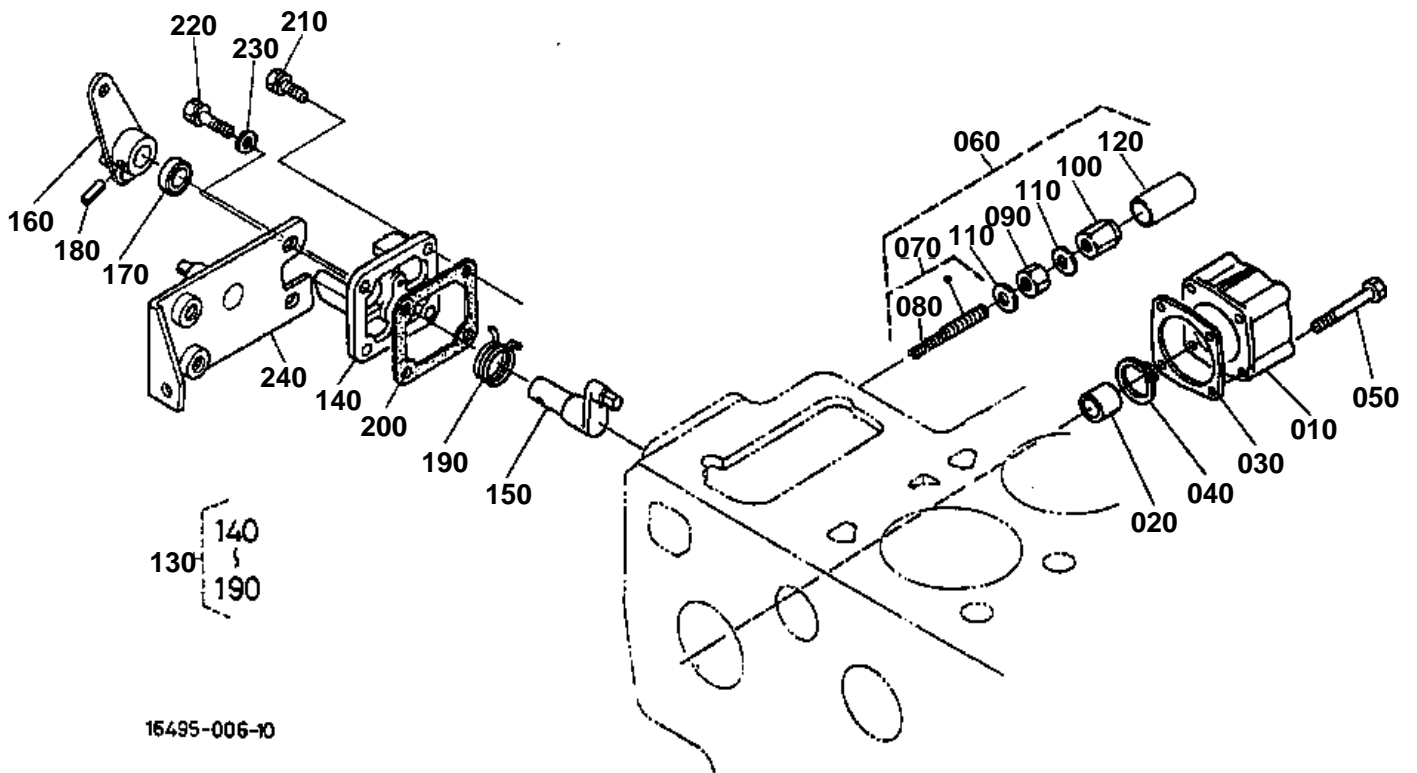
16496-804-10

**INJECTION PUMP**

↔ Interchangeable; ≠ not interchangeable; ← new for old; → old for new

REF.No	Part No.	Description	Q'ty	S.No.	I/C	REMARKS	Weight (kgf)	Weight (lb)
010	16419-51010	ASSY PUMP INJECTION	1	<=2814			2.3	5.06
010	16496-51010	ASSY PUMP INJECTION	1	>=2815	≠		1.405	3.091
020	16414-52090	SHIM INJECTION PUMP	1			0.20mm	0.001	0.0022
020	16414-52110	SHIM INJECTION PUMP	1			0.25mm	0.001	0.0022
020	16414-52120	SHIM INJECTION PUMP	1			0.30mm	0.005	0.011
030	99999-99999	BLANK	0				0	0
040	01123-50822	BOLT	2				0.012	0.0264
050	15221-91530	STUD	2				0.011	0.0242
060	02156-50080	NUT	2				0.004	0.0088
070	04512-60080	WASHER SPRING	2				0.002	0.0044
080	14111-42410	JOINT EYE	1				0.025	0.055
090	15748-60570	ASSY ORIFICE	1				0.02	0.044
100	16496-51320	BOLT JOINT	1	>=2815			0.031	0.0682
110	16496-96650	GASKET	2	>=2815			0.003	0.0066
120	14107-51352	SCREW AIR BREEDER-8	1	>=2815			0.01	0.022
130	15331-96660	GASKET	1	>=2815			0.001	0.0022

ENGINE STOP LEVER

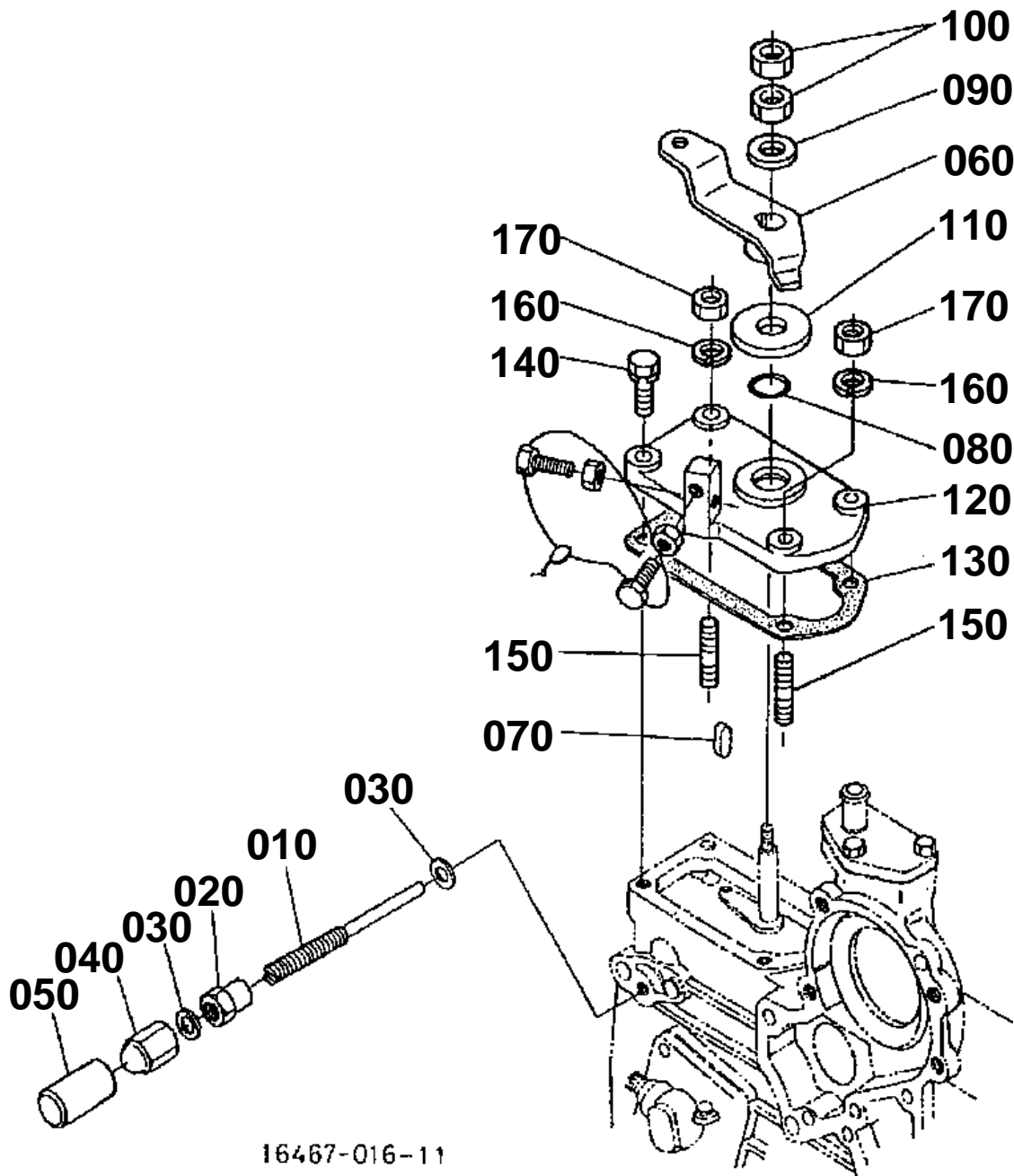


**ENGINE STOP LEVER**

↔ Interchangeable; ≠ not interchangeable; ← new for old; → old for new

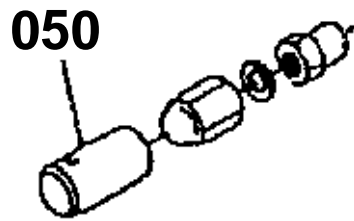
REF.No	Part No.	Description	Q'ty	S.No.	I/C	REMARKS	Weight (kgf)	Weight (lb)
010	17183-16210	COVER FUEL CAMSHAFT	1				0.31	0.682
020	15225-16190	COLLAR	1				0.102	0.2244
030	35394-37860	GASKET	1				0.005	0.011
040	04612-00250	CIR CLIP EXTERNAL	1				0.002	0.0044
050	01123-50865	BOLT	4				0.028	0.0616
060	15521-54090	APPARATUS IDLING	1	<=2814			0.045	0.099
060	16496-54090	APPARATUS IDLING	1	>=2815	≠	NOT SALE	0	0
070	15521-54100	ASSY BOLT ADJUSTMENT	1	<=2814			0.015	0.033
070	16496-54100	ASSY BOLT ADJUSTMENT	1	>=2815	≠		0.011	0.0242
075	99999-99999	BLANK	0				0	0
080	15521-54260	SPRING	1	<=2814			0.001	0.0022
080	15841-54260	SPRING	1	>=2815	≠		0.001	0.0022
090	15401-92010	NUT	1				0.01	0.022
100	15521-92330	NUT	1				0.02	0.044
110	15021-33660	GASKET	2				0.001	0.0022
115	99999-99999	BLANK	0				0	0
120	15521-54270	CAP	1				0.003	0.0066
130	17331-57702	ASSY LEVER ENG.STOP	1				0.19	0.418
140	15471-51652	COVER INJECTION PUMP	1				0.02	0.044
150	17331-57740	SHAFT LEVER	1				0.04	0.088
160	17331-57720	LEVER ENGINE STOP	1				0.05	0.11
170	15471-57980	SEAL OIL	1				0.001	0.0022
180	05411-00420	PIN SPRING	1				0.001	0.0022
185	99999-99999	BLANK	0				0	0
190	15471-57920	SPRING RETURN	1				0.005	0.011
200	15296-51660	GASKET PUMP COVER	1				0	0
200	1A021-51660	GASKET PUMP COVER	1			↔	0.003	0.0066
210	01023-50618	BOLT	2				0.006	0.0132
220	01023-50622	BOLT	2				0.005	0.011
230	04012-50060	WASHER PLAIN	2				0.001	0.0022
240	16427-60110	SUPPORT SOLENOID	1				0.285	0.627

SPEED CONTROL PLATE

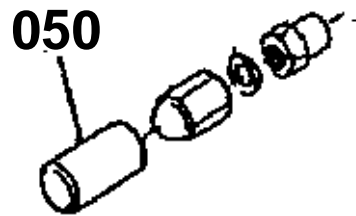


16467-016-11

050 16241-5442-0



050 16221-5442-0



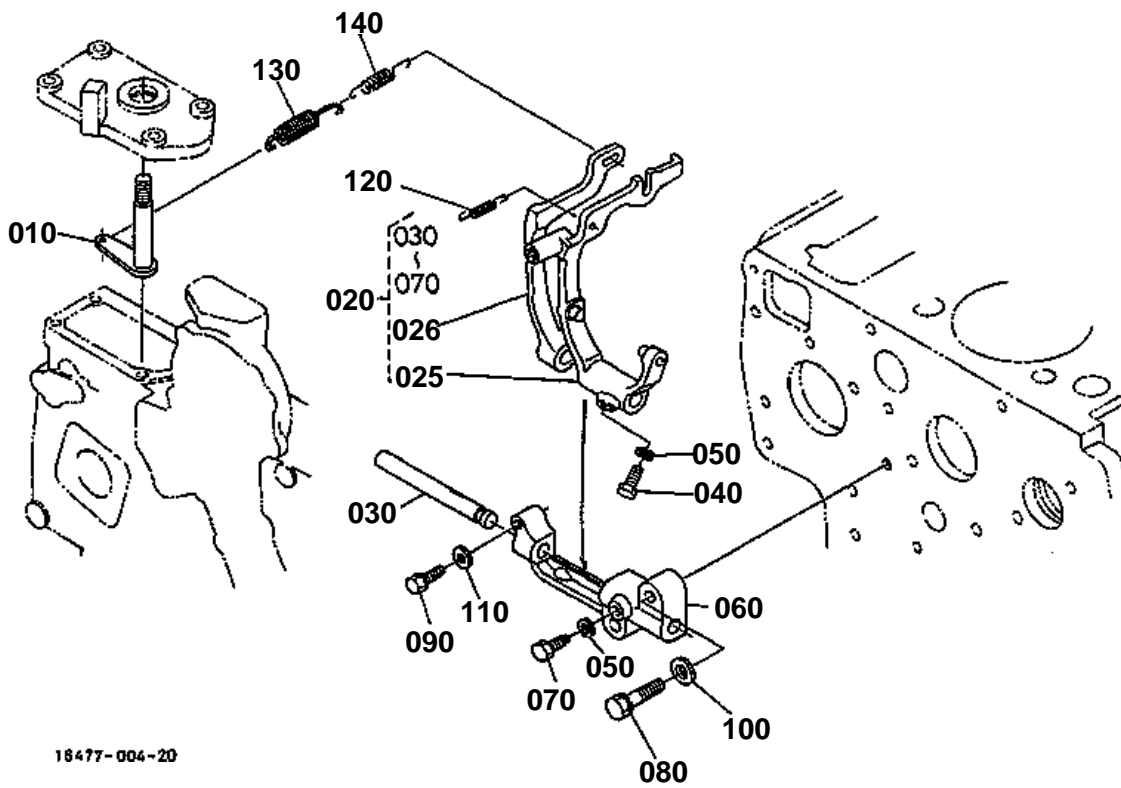
T0070-891-10



SPEED CONTROL PLATE

↔ Interchangeable; ≠ not interchangeable; ← new for old; → old for new

REF.No	Part No.	Description	Q'ty	S.No.	I/C	REMARKS	Weight (kgf)	Weight (lb)
010	15601-54120	BOLT ADJUSTING	1				0.011	0.0242
020	15601-92010	NUT	1	≤=3051			0	0
020	15601-92012	NUT	1	≥=3052	←		0.006	0.0132
030	15601-96650	GASKET	2				0.001	0.0022
040	15841-14620	NUT	1				0.01	0.022
050	16241-54420	CAP	1				0	0
050	16221-54420	CAP	1		↔		0.001	0.0022
050	99999-99999	CAP	1			TE-RP-1 NOT SALE	0	0
060	15471-57150	LEVER SPEED CONTROL	1				0.05	0.11
070	05712-00408	KEY FEATHER	1				0.001	0.0022
080	04814-00120	O RING	1				0.001	0.0022
090	04013-60080	WASHER PLAIN	1				0.002	0.0044
100	02112-50080	NUT	2				0.003	0.0066
110	15521-57240	COLLAR	1				0.002	0.0044
120	15521-57115	PLATE SPEED CONTROL	1				0.1	0.22
130	15439-57210	GASKET	1				0.005	0.011
140	01023-50620	BOLT	2				0.006	0.0132
150	15221-88210	STUD	2				0.005	0.011
160	04512-60060	WASHER SPRING	2				0.001	0.0022
170	02056-50060	NUT	2				0.002	0.0044



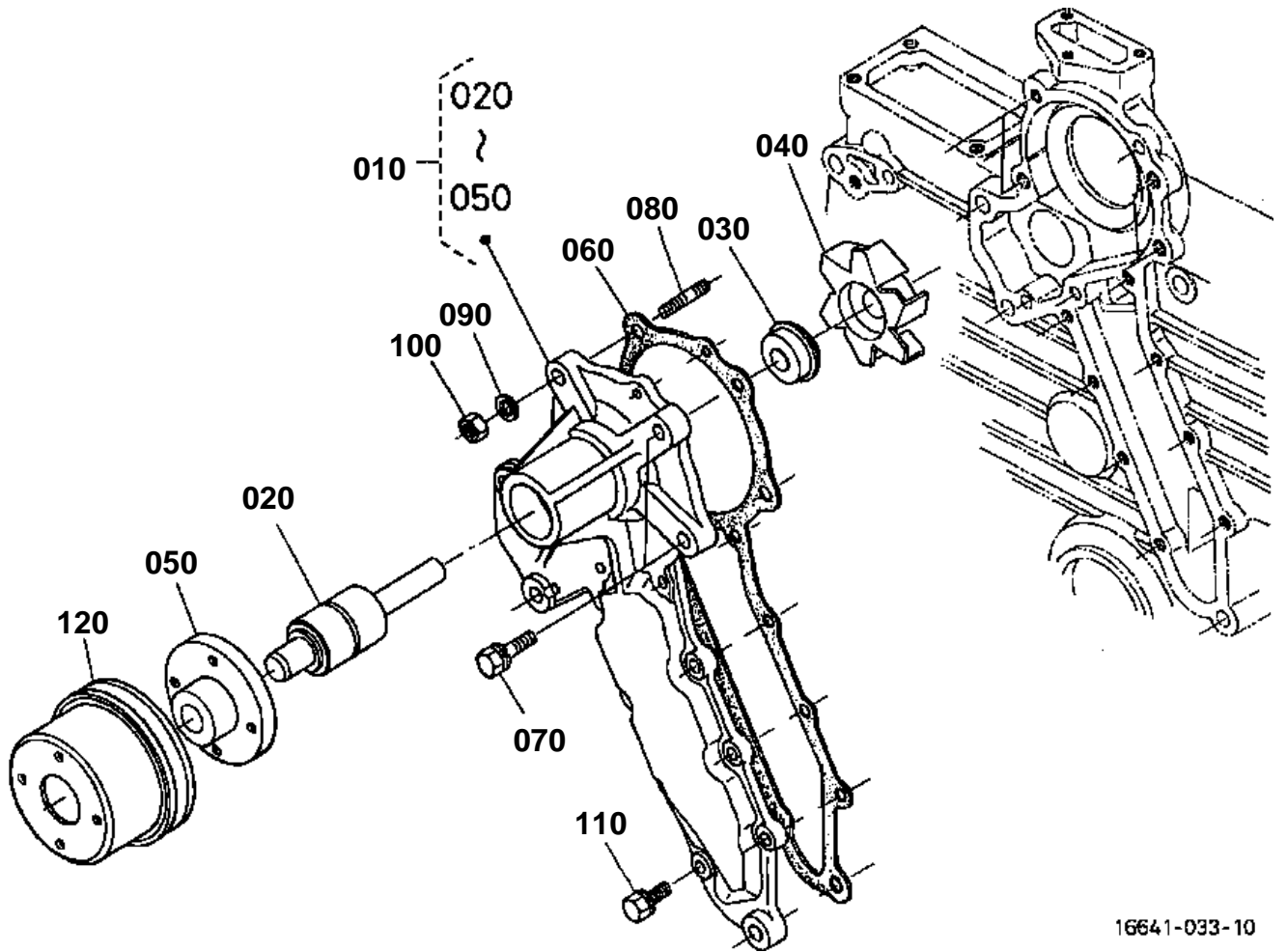
18477-004-20

**GOVERNOR**

↔ Interchangeable; ≠ not interchangeable; ← new for old; → old for new

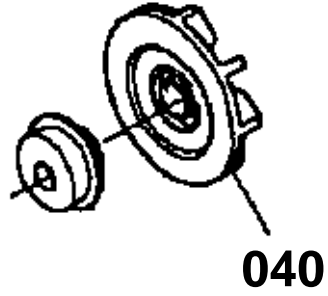
REF.No	Part No.	Description	Q'ty	S.No.	I/C	REMARKS	Weight (kgf)	Weight (lb)
010	15601-56020	COMP.LEVER GOVERNOR	1				0.055	0.121
020	16491-56050	ASSY LEVER FORK	1	<=2815			0.4	0.88
020	16491-56052	ASSY LEVER FORK	1	>=2816	≠		0.4	0.88
025	16491-56040	COMP.LEVER FORK	1				0.19	0.418
026	17331-56130	LEVER FORK	1				0.065	0.143
030	15221-56150	SHAFT FORK LEVER	1				0.1	0.22
040	15021-56240	BOLT LEVER SHAFT	1				0.005	0.011
050	04512-60060	WASHER SPRING	2				0.001	0.0022
060	15221-56230	HOLDER FORK LEVER	1				0.1	0.22
070	15221-66410	BOLT	1				0.005	0.011
080	01123-50832	BOLT	2				0.016	0.0352
090	01023-50628	BOLT	1				0.015	0.033
100	04012-50080	WASHER PLAIN	2				0.001	0.0022
110	04012-50060	WASHER PLAIN	1				0.001	0.0022
120	15611-56480	SPRING START	1				0.001	0.0022
130	17371-56410	SPRING GOVERNOR	1	<=2889			0	0
130	16419-56410	SPRING GOVERNOR	1	>=2890	←		0.005	0.011
140	16415-56420	SPRING GOVERNOR	1				0.002	0.0044

WATER PUMP



16641-033-10

040 16661-7351-0



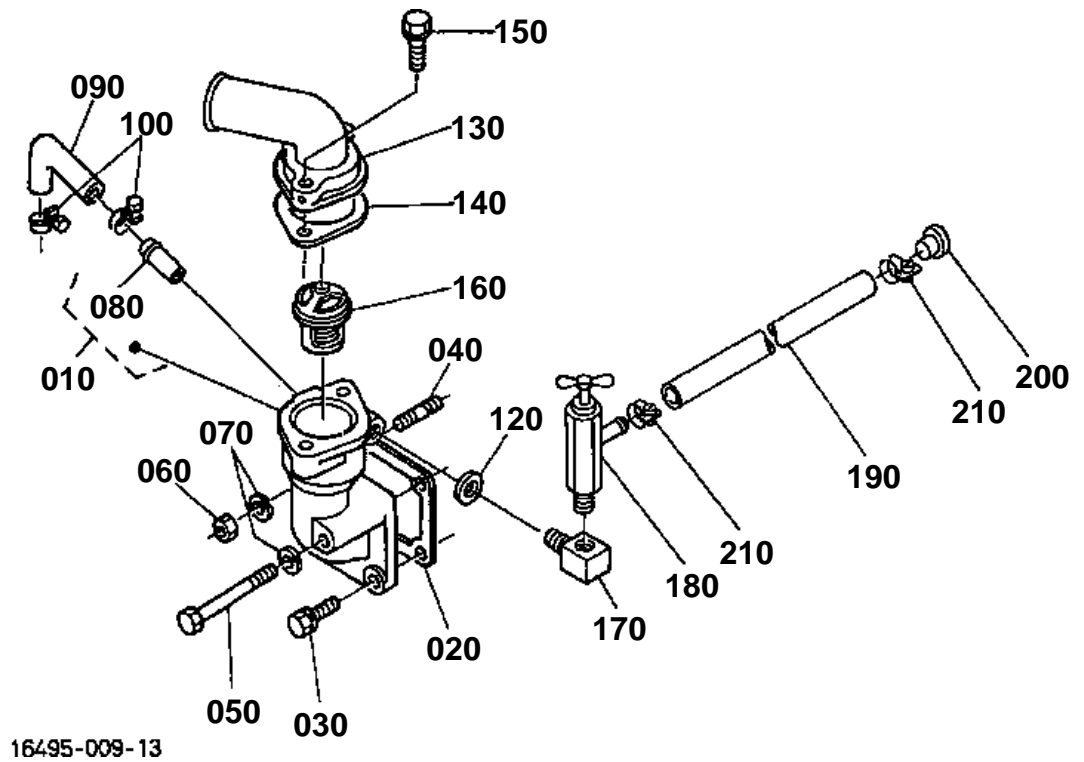
1A012-801-10



WATER PUMP

↔ Interchangeable; ≠ not interchangeable; ← new for old; → old for new

REF.No	Part No.	Description	Q'ty	S.No.	I/C	REMARKS	Weight (kgf)	Weight (lb)
010	15521-73033	ASSY PUMP WATER	1	<=1W1403			0	0
010	15521-73035	ASSY PUMP WATER	1	>=1Y0001	←		1	2.2
020	15521-73550	BEARING	1				0.235	0.517
030	16661-73050	ASSY SEAL MECHANICAL	1				0.025	0.055
040	16661-73510	IMPELLER WATER PUMP	1	<=1W1403			0.195	0.429
040	1A021-73510	IMPELLER WATER PUMP	1	>=1Y0001	≠		0.065	0.143
050	15521-73520	FLANGE WATER PUMP	1				0.25	0.55
060	15766-73430	GASKET WATER PUMP	1				0.01	0.022
070	01123-50828	BOLT	2				0.014	0.0308
080	15521-91510	STUD	2				0.012	0.0264
090	04512-60080	WASHER SPRING	2				0.002	0.0044
100	02156-50080	NUT	2				0.004	0.0088
110	01023-50618	BOLT	8				0.006	0.0132
120	15471-74250	PULLEY FAN	1				0.3	0.66



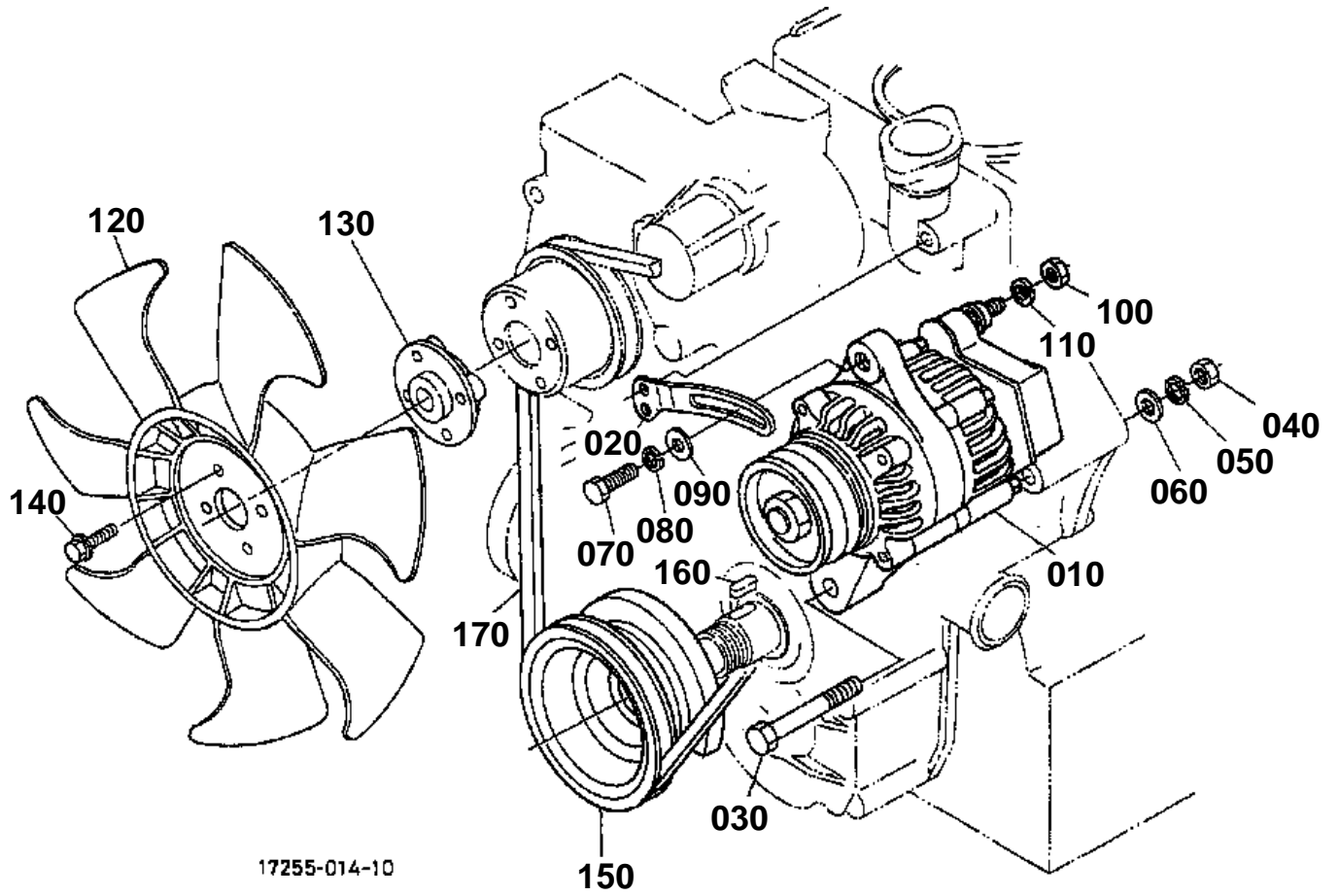


WATER FLANGE/THERMOSTAT

↔ Interchangeable; ≠ not interchangeable; ← new for old; → old for new

REF.No	Part No.	Description	Q'ty	S.No.	I/C	REMARKS	Weight (kgf)	Weight (lb)
010	15512-72702	COMP.FLANGE WATER	1				0.37	0.814
020	15766-72920	GASKET WATER FLANGE	1				0	0
020	1A021-72920	GASKET WATER FLANGE	1		↔		0.002	0.0044
030	01123-50822	BOLT	2				0.012	0.0264
030	01123-50820	BOLT	2		↔		0.011	0.0242
040	01513-50822	STUD	1	≤3076			0.01	0.022
040	15221-91530	STUD	1	≥3077	≠		0.011	0.0242
050	01153-50870	BOLT	1				0.026	0.0572
060	02156-50080	NUT	1				0.004	0.0088
070	04512-60080	WASHER SPRING	2				0.002	0.0044
080	17331-73342	PIPE WATER RETURN	1				0.01	0.022
090	15521-73340	PIPE WATER RETURN	1				0.025	0.055
100	15109-73360	BAND PIPE	2				0.01	0.022
110	99999-99999	BLANK	0				0	0
120	04717-02150	WASHER WITH RUBBER	1				0.004	0.0088
130	15196-73260	COVER THERMOSTAT	1	≤YC0034			0	0
130	16691-73260	COVER THERMOSTAT	1	≥YC0035	≠		0.155	0.341
140	15313-73270	GASKET THERMOSTAT	1				0	0
140	1A021-73270	GASKET THERMO.COVER	1		↔		0	0
150	01123-50835	BOLT	2				0.02	0.044
160	19434-73010	ASSY THERMOSTAT	1				0	0
160	19434-73014	ASSY THERMOSTAT	1		↔		0.07	0.154
170	90217-71170	ADAPTER	1				0.2	0.44
180	90038-11120	VALVE	1				0.2	0.44
190	68728-46820	HOSE	1				0.03	0.066
200	68728-46830	PLUG	1				0.03	0.066
210	90038-11150	BAND	2				0.02	0.044

FAN/ALTERNATOR



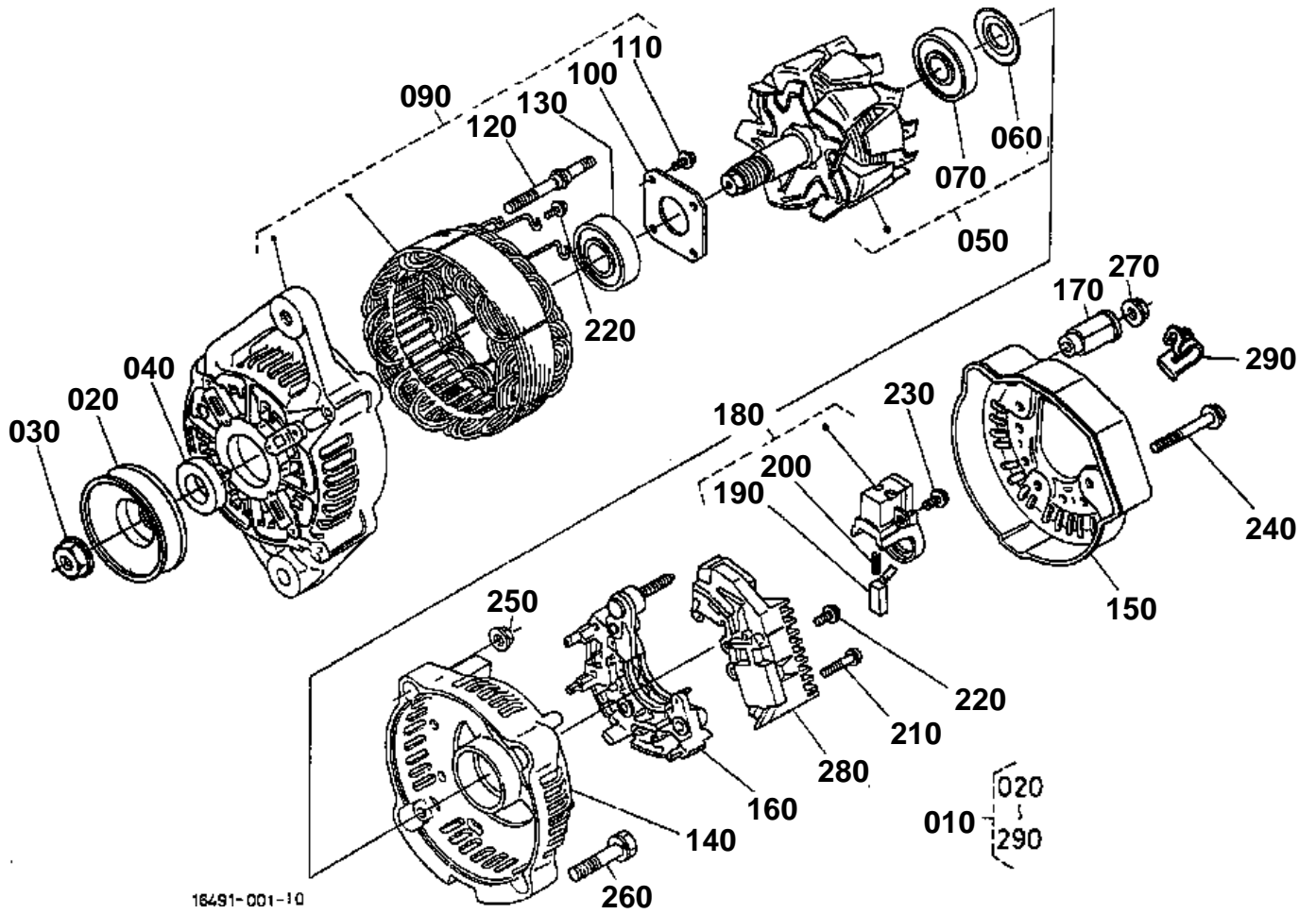


FAN/ALTERNATOR

↔ Interchangeable; ≠ not interchangeable; ← new for old; → old for new

REF.No	Part No.	Description	Q'ty	S.No.	I/C	REMARKS	Weight (kgf)	Weight (lb)
010	16495-64010	ASSY ALTERNATOR	1	<=YL0020			0	0
010	16495-64012	ASSY ALTERNATOR	1	>=YN0001	←		0	0
010	16495-64013	ASSY ALTERNATOR	1	>=1Q0001	←		2.85	6.27
020	TA040-74020	STAY ALTERNATOR	1				0.09	0.198
030	01173-50100	BOLT	1				0	0
040	02176-50100	NUT	1				0.005	0.011
050	04512-60100	WASHER SPRING	1				0.002	0.0044
060	04012-50080	WASHER PLAIN	1				0.001	0.0022
070	01153-60830	BOLT	1				0.01	0.022
080	04512-60060	WASHER SPRING	1				0.001	0.0022
090	04015-60080	WASHER PLAIN	1				0.01	0.022
100	02056-50060	NUT	1				0.002	0.0044
110	04512-60060	WASHER SPRING	1				0.001	0.0022
120	15809-74110	FAN	1				1.1	2.42
130	15521-74150	COLLAR FAN	1				0.1	0.22
140	01754-50635	BOLT FLANGE	4				0.01	0.022
150	16427-74280	PULLEY FAN DRIVE	1	<=2470			0	0
150	16427-74282	PULLEY FAN DRIVE	1	>=2471	←		1.39	3.058
160	05712-00720	KEY FEATHER	1				0.008	0.0176
170	16414-97010	V BELT	1				0.19	0.418

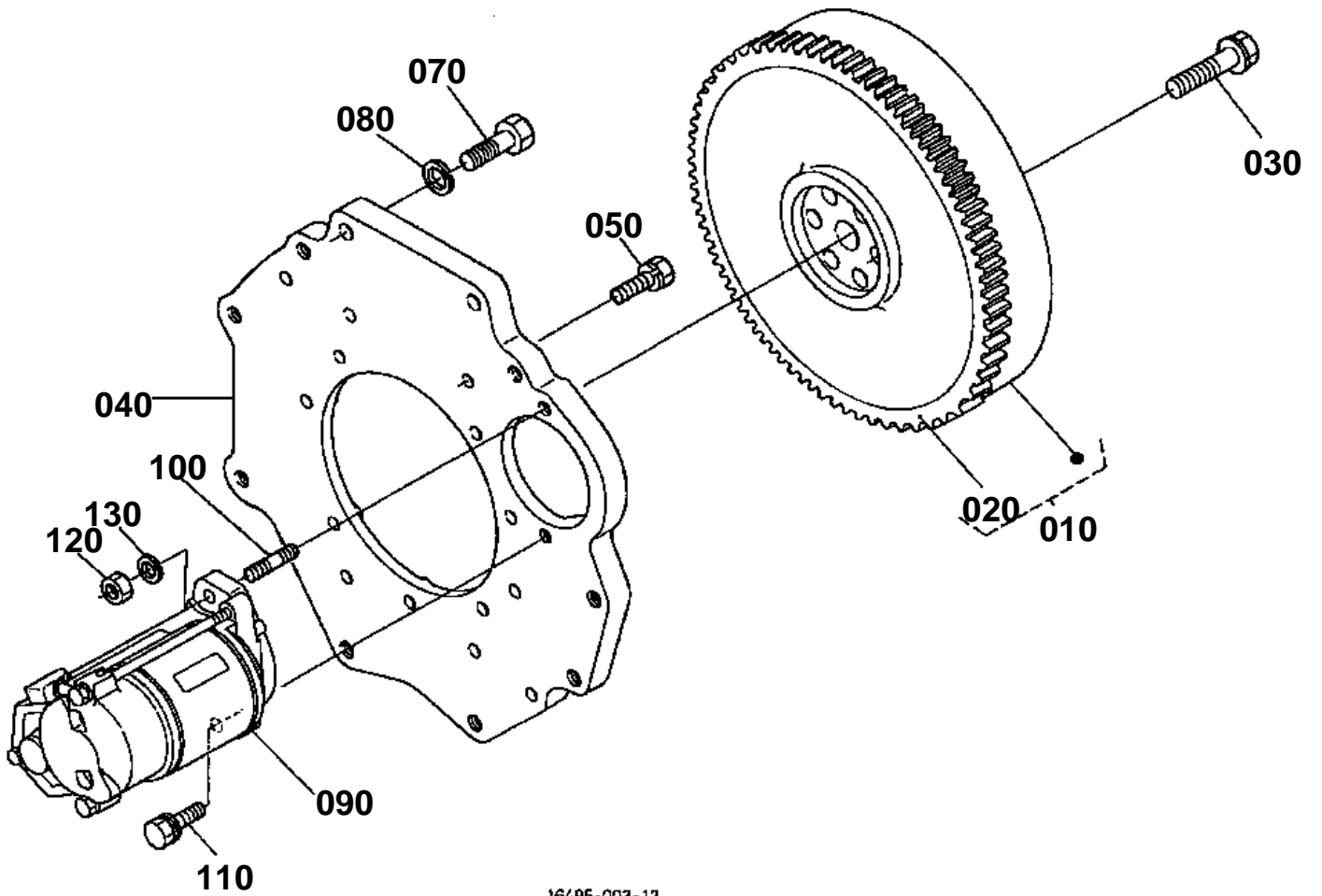
ALTERNATOR [COMPONENT PARTS]



**ALTERNATOR [COMPONENT PARTS]**

↔ Interchangeable; ≠ not interchangeable; ← new for old; → old for new

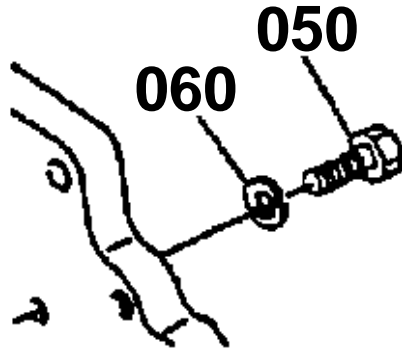
REF.No	Part No.	Description	Q'ty	S.No.	I/C	REMARKS	Weight (kgf)	Weight (lb)
010	16495-64010	ASSY ALTERNATOR	1	<=YL0020			0	0
010	16495-64012	ASSY ALTERNATOR	1	>=YN0001	←		0	0
010	16495-64013	ASSY ALTERNATOR	1	>=1Q0001	←		2.85	6.27
020	16427-64110	PULLEY ALTERNATOR	1				0.2	0.44
030	15881-92010	NUT	1				0.02	0.044
040	15881-64150	COLLAR	1				0.004	0.0088
050	15881-64040	ROTOR	1	<=YL0020			0	0
050	66436-64040	ROTOR	1	>=YN0001	←		1.2	2.64
060	15881-64800	COVER BEARING	1				0.001	0.0022
070	15881-64770	BEARING BALL	1				0.04	0.088
080	99999-99999	BLANK	0				0	0
090	16705-64020	FRAME DRIVE END	1	<=YL0020			1.175	2.585
090	16678-64020	ASSY FRAME DRIVE END	1	>=YN0001	←		0	0
100	15881-64710	PLATE RETAINER	1				0.01	0.022
110	15881-93010	SCREW ROUND HEAD	4				0.003	0.0066
120	15881-64260	BOLT THROUGH	2				0.01	0.022
130	15881-64780	BEARING BALL	1				0.05	0.11
140	16241-64060	FRAME END	1				0.2	0.44
150	16231-64230	COVER END	1	<=1N0016		NOT SALE	0.035	0.077
150	16231-64230	COVER END	1	>=1Q0001	←		0.035	0.077
160	16241-64850	ASSY RECTIFIER	1				0	0
170	16241-64900	BUSH INSULATION	1				0.007	0.0154
180	15881-64310	HOLDER BRUSH	1	<=YL0020			0.025	0.055
180	16652-64310	HOLDER BRUSH	1	>=YN0001	←		0.025	0.055
190	15881-64090	BRUSH	2				0.002	0.0044
200	15881-64330	SPRING BRUSH	2				0.002	0.0044
210	15881-93020	SCREW ROUND HEAD	2				0.005	0.011
220	15881-93030	SCREW ROUND HEAD	6				0.003	0.0066
230	15881-93040	SCREW ROUND HEAD	1				0.003	0.0066
240	15881-91040	BOLT	3				0.005	0.011
250	15881-92020	NUT	2				0.02	0.044
260	15881-91050	BOLT	2				0.01	0.022
270	14182-92030	NUT	1				0.003	0.0066
280	15881-64600	ASSY REGULATOR	1	<=YL0020		NOT SALE	0	0
280	16483-64600	ASSY REGULATOR	1	>=YN0001	←		0.08	0.176
290	17369-67570	CLAMP CORD	1				0.001	0.0022



16495-003-13

050 01073-51032

060 04512-60100



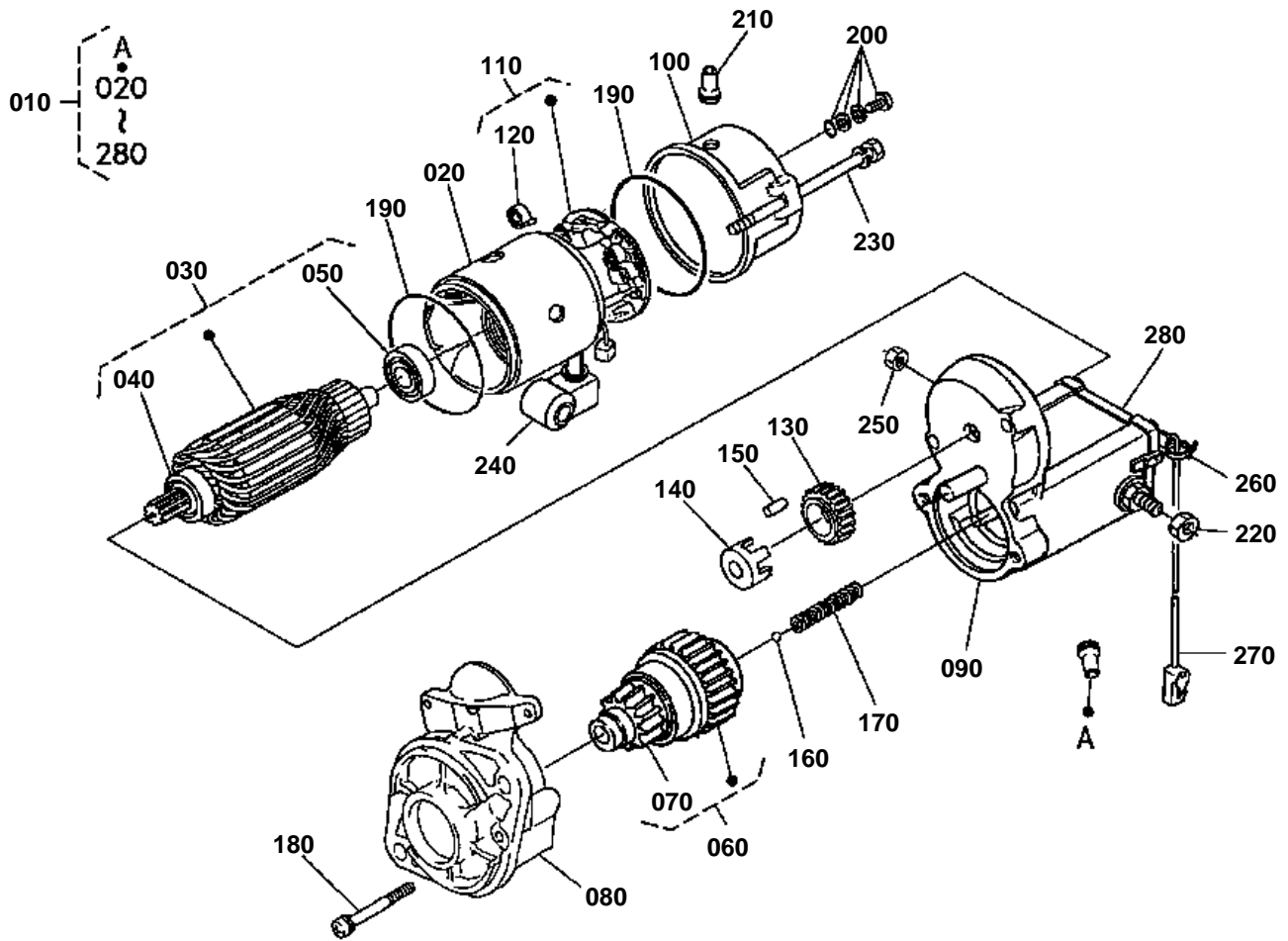
16497-800-10

**FLYWHEEL/STARTER**

↔ Interchangeable; ≠ not interchangeable; ← new for old; → old for new

REF.No	Part No.	Description	Q'ty	S.No.	I/C	REMARKS	Weight (kgf)	Weight (lb)
010	16495-25010	COMP.FLYWHEEL	1				31.4	69.08
020	15221-63820	GEAR RING	1				1.2	2.64
030	15521-25162	BOLT FLYWHEEL	6				0.05	0.11
040	17111-04620	PLATE REAR END	1				8.4	18.48
050	01073-51032	BOLT	11	≤2109			0.03	0.066
050	16427-91010	BOLT	11	≥2110	↔		0.004	0.0088
060	04512-60100	WASHER SPRING	11	≤2109			0.002	0.0044
070	01073-51240	BOLT	2				0.049	0.1078
080	04512-60120	WASHER SPRING	2				0.005	0.011
090	17298-63010	ASSY STARTER	1	≤2964			3.8	8.36
090	15461-63010	ASSY STARTER	1	≥2965	≠		3.8	8.36
100	01517-51028	STUD	1				0.022	0.0484
110	01133-51030	BOLT	1				0.025	0.055
120	02176-50100	NUT	1				0.005	0.011
130	04512-60100	WASHER SPRING	1				0.002	0.0044

STARTER [COMPONENT PARTS] [OLD TYPE]



16495-010-12

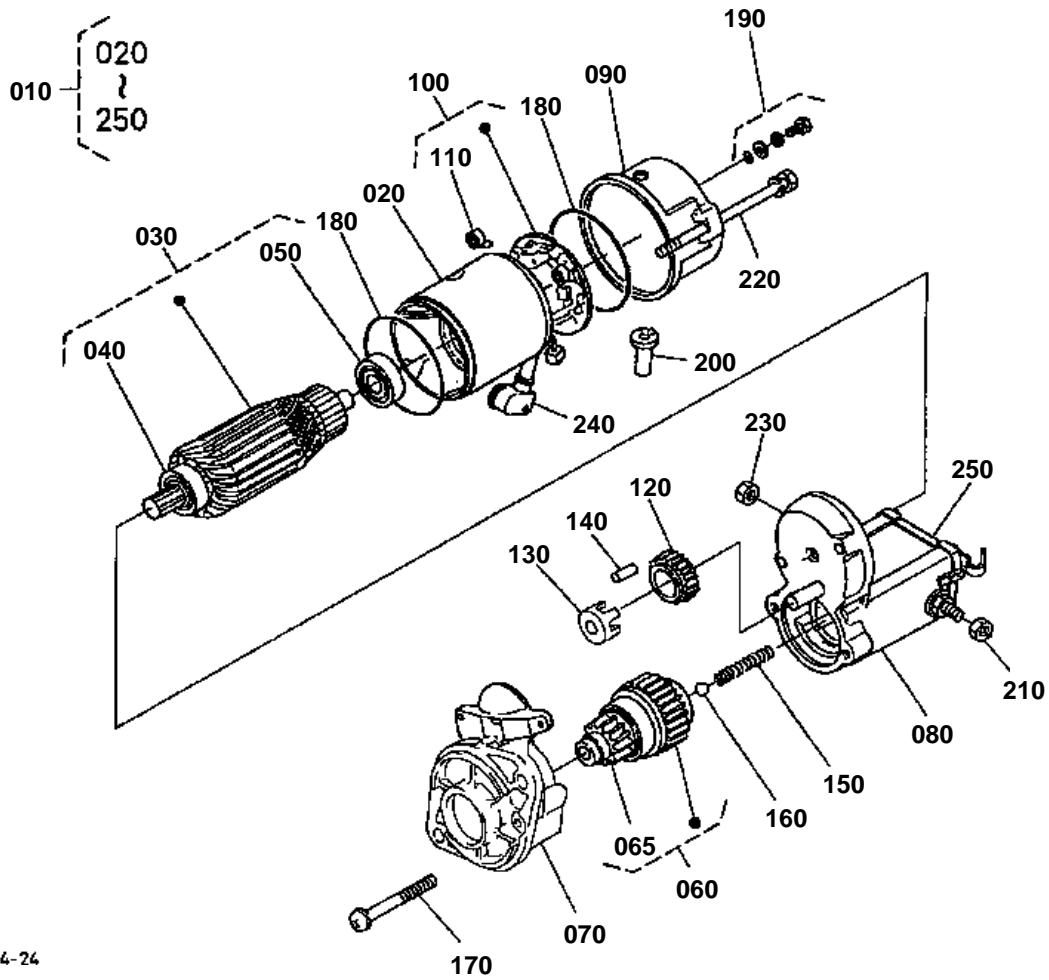


STARTER [COMPONENT PARTS] [OLD TYPE]
A:D1503-T-RP-1<=2964

↔ Interchangeable; ≠ not interchangeable; ← new for old; → old for new

REF.No	Part No.	Description	Q'ty	S.No.	I/C	REMARKS	Weight (kgf)	Weight (lb)
010	17298-63010	ASSY STARTER	1				3.8	8.36
020	16661-63080	ASSY YOKE	1				0.96	2.112
030	11197-63070	ASSY ARMATURE	1				0.8	1.76
040	11460-63500	BEARING	1				0.03	0.066
050	11460-63530	BEARING	1				0.02	0.044
060	17341-63040	CLUTCH OVER RUNNING	1				0.2	0.44
070	17381-63280	PINION BEVEL	1				0.07	0.154
080	17341-63030	FRAME DRIVE END	1				0.44	0.968
090	17298-63022	ASSY SWITCH MAGNETIC	1				0	0
100	17341-63200	FRAME END	1				0.13	0.286
110	11197-63380	ASSY HOLDER BRUSH	1				0.05	0.11
120	15401-63390	SPRING BRUSH	4				0.003	0.0066
130	11460-63270	GEAR	1				0.04	0.088
140	11460-63110	RETAINER	1				0.01	0.022
150	19212-63100	ROLLER	5				0.002	0.0044
160	19212-97130	BALL	1				0.003	0.0066
170	11460-63120	SPRING	1				0.01	0.022
180	11460-93310	BOLT	2				0.01	0.022
190	15511-96660	O RING	2				0.005	0.011
200	15511-63760	ASSY BOLT	2				0.005	0.011
210	16285-63570	PIPE DRAIN	1				0.005	0.011
220	16611-92020	NUT HEXAGON	1				0.005	0.011
230	11197-63320	BOLT	2				0.02	0.044
240	16611-63450	COVER TERMINAL	1				0.03	0.066
250	16285-92010	NUT HEXAGON	1				0.005	0.011
260	16612-63100	BAND COVER	1				0.01	0.022
270	16611-63660	CORD STOP SOLENOID	1				0.005	0.011
280	16285-98050	ASSY COVER	1				0.048	0.1056

STARTER [COMPONENT PARTS] [NEW TYPE]



15849-024-24

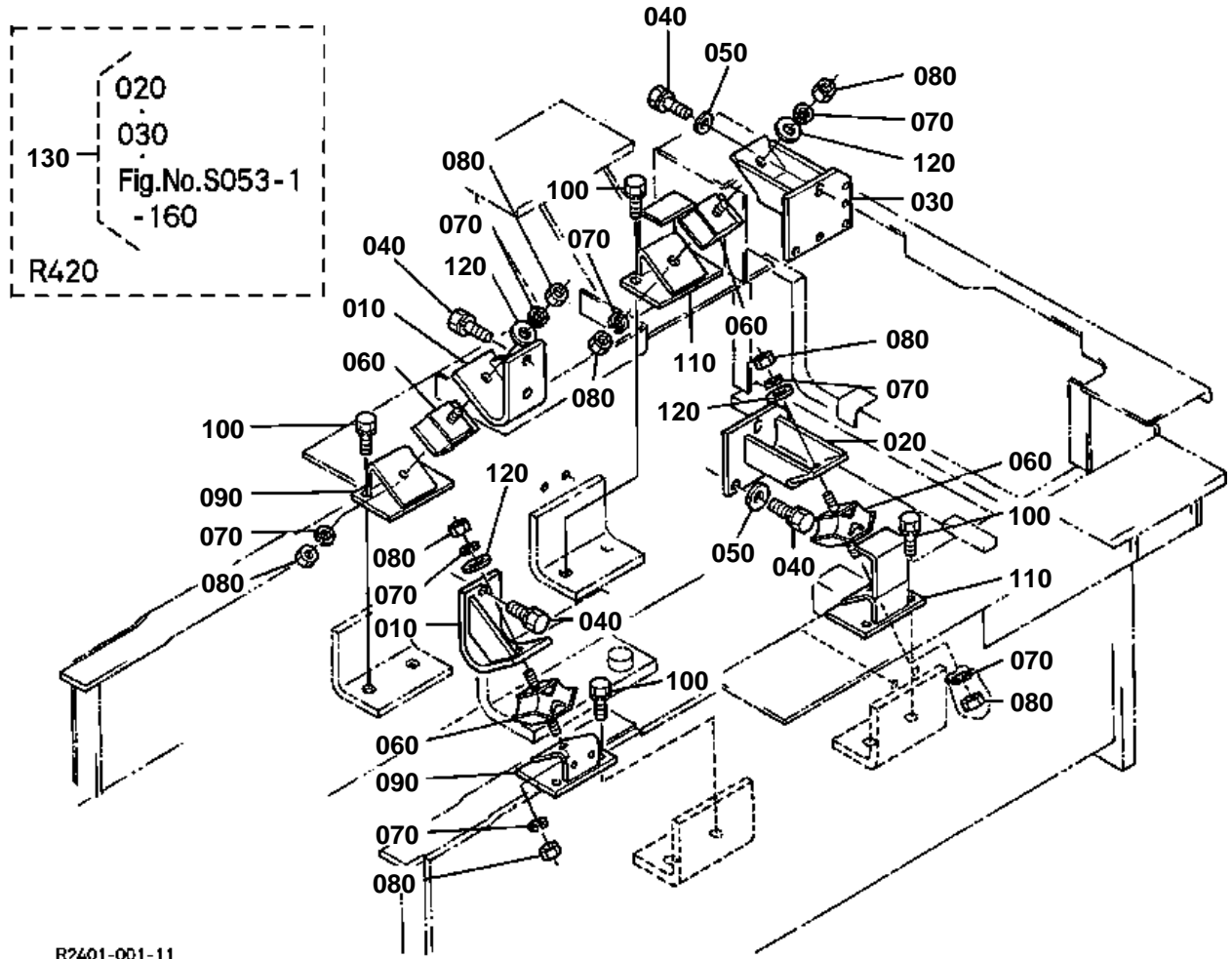


STARTER [COMPONENT PARTS] [NEW TYPE]
A:D1503-T-RP-1>=2965

↔ Interchangeable; ≠ not interchangeable; ← new for old; → old for new

REF.No	Part No.	Description	Q'ty	S.No.	I/C	REMARKS	Weight (kgf)	Weight (lb)
010	15461-63010	ASSY STARTER	1				3.8	8.36
020	11197-63080	ASSY YOKE	1				0.92	2.024
030	11197-63070	ASSY ARMATURE	1				0.8	1.76
040	11460-63500	BEARING	1				0.03	0.066
050	11460-63530	BEARING	1				0.02	0.044
060	17341-63040	CLUTCH OVER RUNNING	1				0.2	0.44
070	17381-63280	PINION BEVEL	1				0.07	0.154
080	17341-63030	FRAME DRIVE END	1				0.44	0.968
090	15621-63020	ASSY SWITCH MAGNETIC	1				1.17	2.574
100	17341-63200	FRAME END	1				0.13	0.286
110	11197-63380	ASSY HOLDER BRUSH	1				0.05	0.11
120	15401-63390	SPRING BRUSH	4				0.003	0.0066
130	11460-63270	GEAR	1				0.04	0.088
140	11460-63110	RETAINER	1				0.01	0.022
150	19212-63100	ROLLER	5				0.002	0.0044
160	11460-63120	SPRING	1				0.01	0.022
170	19212-97130	BALL	1				0.003	0.0066
180	11460-93310	BOLT	2				0.01	0.022
190	15511-96660	O RING	2				0.005	0.011
200	15511-63760	ASSY BOLT	2				0.005	0.011
210	16285-63570	PIPE DRAIN	1				0.005	0.011
220	13963-92010	NUT HEXAGON	1				0.005	0.011
230	11197-63320	BOLT	2				0.02	0.044
240	16285-92010	NUT HEXAGON	1				0.005	0.011
250	11173-63130	COVER TERMINAL	1				0.007	0.0154
260	16285-98050	ASSY COVER	1				0.048	0.1056

ENGINE BRACKET



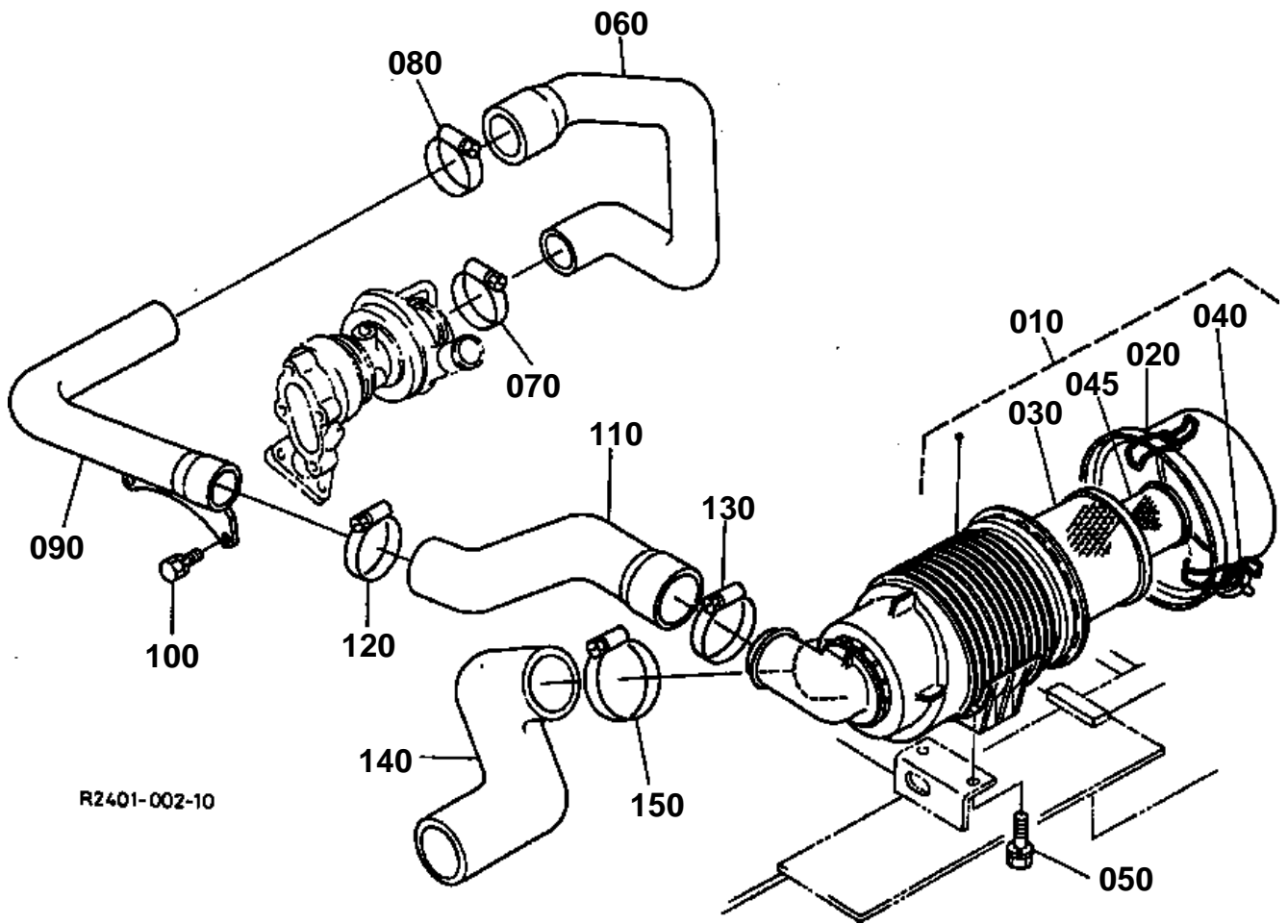


ENGINE BRACKET

↔ Interchangeable; ≠ not interchangeable; ← new for old; → old for new

REF.No	Part No.	Description	Q'ty	S.No.	I/C	REMARKS	Weight (kgf)	Weight (lb)
010	R1401-42110	BRACKET FRONT ENGINE	2	<=10079			0	0
010	R1401-42112	BRACKET FRONT ENGINE	2	>=10080	←		1.42	3.124
020	R1401-42130	BRACKET REAR ENGINE	1	<=11344			2.3	5.06
020	R1501-42130	BRACKET REAR ENGINE	1	>=11345	≠		2.23	4.906
020	R2401-42130	BRACKET REAR ENGINE	1			OPTION	2.45	5.39
030	R1401-42140	BRACKET REAR ENGINE	1	<=11344			2.3	5.06
030	R1501-42140	BRACKET REAR ENGINE	1	>=11345	≠		2.23	4.906
030	R2401-42140	BRACKET REAR ENGINE	1			OPTION	2.45	5.39
040	01133-61230	BOLT	10				0.04	0.088
050	68731-63280	WASHER	2				0.015	0.033
060	R1401-42150	CUSHION RUBBER	4				0.39	0.858
070	04512-60100	WASHER SPRING	8				0.002	0.0044
080	02118-60100	NUT	8				0.006	0.0132
090	R1401-42180	SUPPORT ENGINE	2				0.71	1.562
100	01133-61025	BOLT	8				0.02	0.044
110	R1401-42170	SUPPORT REAR ENGINE	2				0.8	1.76
120	04013-60100	WASHER PLAIN	4				0.003	0.0066
130	R2401-92900	KIT BRACKET ENGINE	1			OPTION	9	19.8

AIR CLEANER [OLD TYPE]



R2401-002-10

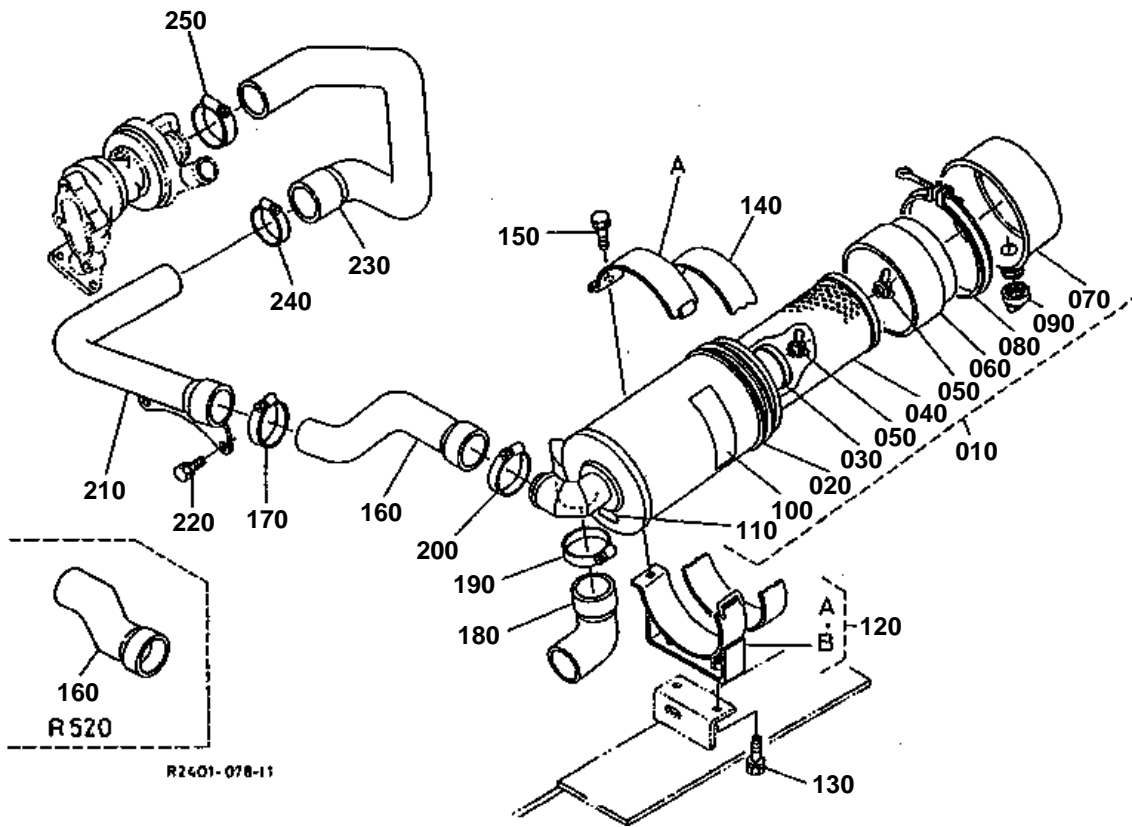


AIR CLEANER [OLD TYPE]
KTLKCL;S.No.;<=10303

↔ Interchangeable; ≠ not interchangeable; ← new for old; → old for new

REF.No	Part No.	Description	Q'ty	S.No.	I/C	REMARKS	Weight (kgf)	Weight (lb)
010	R2401-42200	ASSY CLEANER AIR	1				1.8	3.96
020	R1401-42260	CUP DUST	1				0.3	0.66
030	R1401-42270	ELEMENT OUTER	1				0.5	1.1
040	R1401-42290	VALVE EVACUATOR	1				0.01	0.022
045	R2401-42280	ELEMENT INNER	1				0.3	0.66
050	01123-60820	BOLT	2				0.015	0.033
060	R1501-42230	PIPE INLET	1				0.394	0.8668
070	68311-72830	CLAMP HOSE	1				0.03	0.066
080	15221-11720	BAND PIPE	1				0.03	0.066
090	R1501-42220	PIPE INLET	1				0.94	2.068
100	01123-60816	BOLT	2				0.01	0.022
110	R1501-42210	PIPE INLET	1				0.406	0.8932
120	15221-11720	BAND PIPE	1				0.03	0.066
130	68811-42270	BAND PIPE	1				0.04	0.088
140	R1401-42240	TUBE INLET	1				0.452	0.9944
150	68811-42270	BAND PIPE	1				0.04	0.088

AIR CLEANER [NEW TYPE]



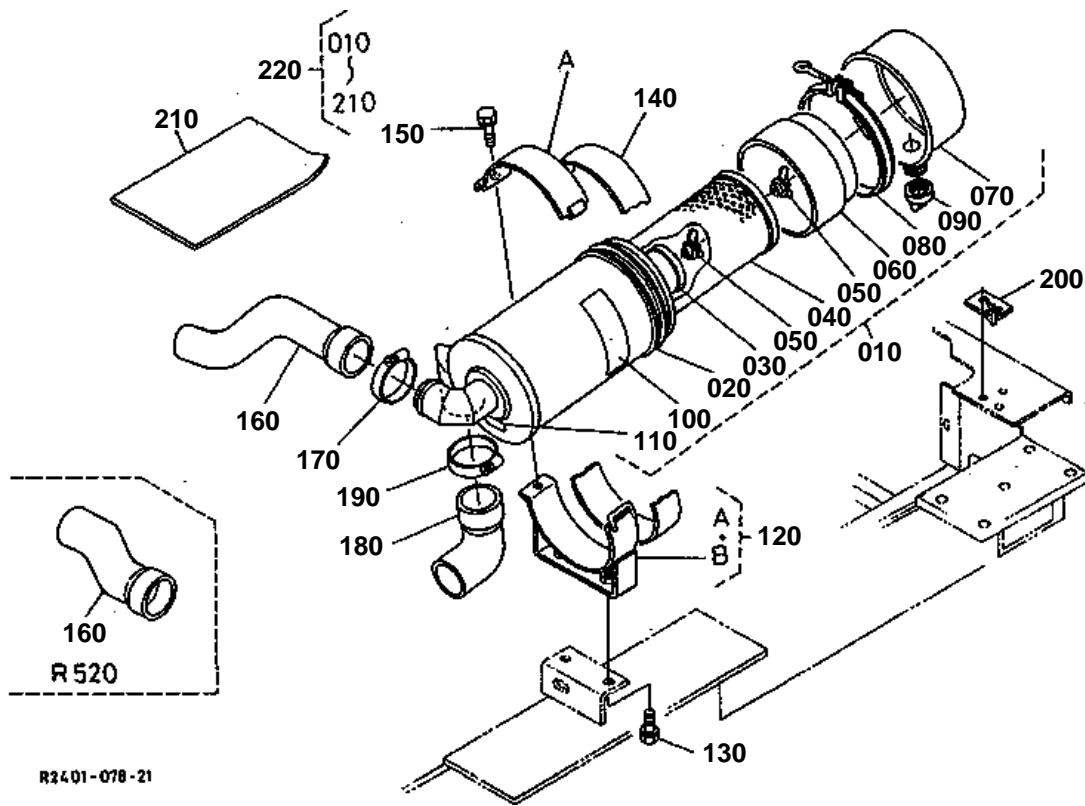


AIR CLEANER [NEW TYPE]
[KTLKCL;S.No.;>=10304] [KTA]

↔ Interchangeable; ≠ not interchangeable; ← new for old; → old for new

REF.No	Part No.	Description	Q'ty	S.No.	I/C	REMARKS	Weight (kgf)	Weight (lb)
010	R2401-42600	ASSY CLEANER AIR	1				3.92	8.624
020	R2401-42610	ASSY CLEANER AIR	1				2.31	5.082
030	17381-11180	ASSY ELEMENT INNER	1				0.325	0.715
040	15606-11080	ASSY ELEMENT A/C	1				1.15	2.53
050	15401-92620	ASSY NUT WING	2				0.01	0.022
060	15606-11410	COVER BAFFLE	1				0.115	0.253
070	68871-42270	ASSY CUP AIR CLEANER	1				0.445	0.979
080	15606-11070	ASSY BAND AIRCLEANER	1				0.125	0.275
090	68871-42280	VALVE	1				0.001	0.0022
100	15401-87450	LABEL AIR CLEANER	1				0.002	0.0044
110	15612-87330	MARK	1				0.001	0.0022
120	R2401-42530	BRACKET A/C	1	<=10459			0	0
120	R2401-42533	BRACKET A/C	1	>=10460	←		1.02	2.244
130	01123-60820	BOLT	2				0.015	0.033
140	15193-11870	CUSHION A/C BAND	1				0.03	0.066
150	01123-60850	BOLT	1				0.03	0.066
160	R2401-42520	PIPE INLET	1				0.39	0.858
170	15221-11720	BAND PIPE	1				0.03	0.066
170	15401-11720	BAND PIPE	1		↔		0.03	0.066
180	R2401-42680	TUBE INLET	1				0.21	0.462
190	09318-89073	CLAMP HOSE	1				0.02	0.044
200	09318-89069	CLAMP HOSE	1				0.04	0.088
210	R1501-42220	PIPE INLET	1				0.94	2.068
220	01123-60816	BOLT	2				0.01	0.022
230	R1501-42210	PIPE INLET	1				0.406	0.8932
240	15221-11720	BAND PIPE	1				0.03	0.066
250	68311-72830	CLAMP HOSE	1				0.03	0.066

AIR CLEANER [OPTION]



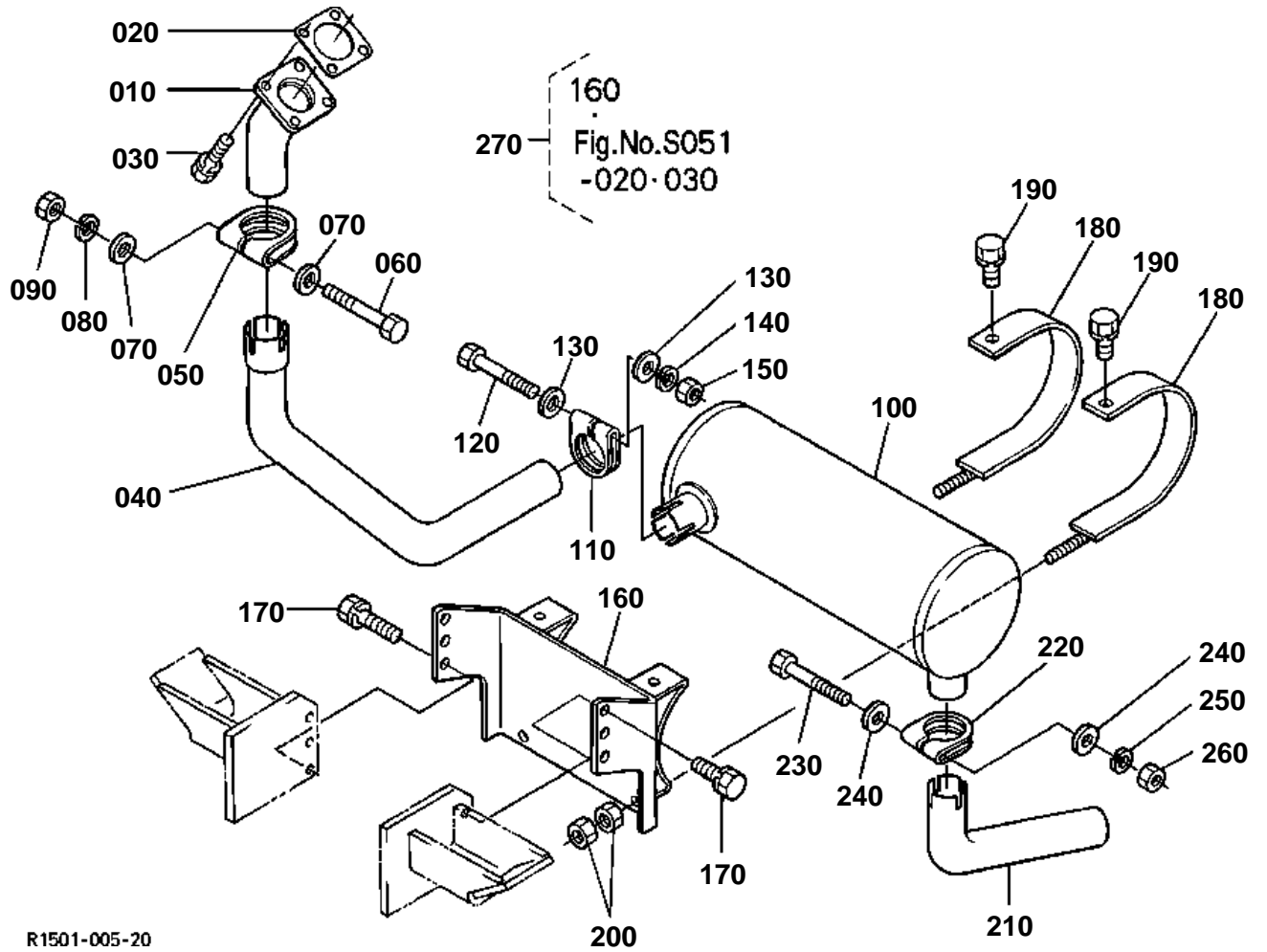
R2401-078-21

**AIR CLEANER [OPTION]**

↔ Interchangeable; ≠ not interchangeable; ← new for old; → old for new

REF.No	Part No.	Description	Q'ty	S.No.	I/C	REMARKS	Weight (kgf)	Weight (lb)
010	R2401-42600	ASSY CLEANER AIR	1				3.92	8.624
020	R2401-42610	ASSY CLEANER AIR	1				2.31	5.082
030	17381-11180	ASSY ELEMENT INNER	1				0.325	0.715
040	15606-11080	ASSY ELEMENT CLEANER	1				1.15	2.53
050	15401-92620	NUT WING	2				0.01	0.022
060	15606-11410	COVER BAFFLE	1				0.115	0.253
070	68871-42270	ASSY CUP AIR CLEANER	1				0.445	0.979
080	15606-11070	ASSY BAND AIRCLEANER	1				0.125	0.275
090	68871-42280	VALVE	1				0.001	0.0022
100	15401-87450	LABEL AIR CLEANER	1				0.002	0.0044
110	15612-87330	MARK	1				0.001	0.0022
120	R2401-42530	BRACKET A/C	1	≤10459			0	0
120	R2401-42533	BRACKET A/C	1	≥10460	←		1.02	2.244
130	01123-60825	BOLT	2				0.012	0.0264
140	15193-11870	CUSHION A/C BAND	1				0.03	0.066
150	01123-60845	BOLT	1				0.02	0.044
160	R2401-42520	PIPE INLET	1				0.39	0.858
170	09318-89069	CLAMP HOSE	1				0.04	0.088
180	R2401-42680	TUBE INLET	1				0.21	0.462
190	09318-89073	CLAMP HOSE	1				0.02	0.044
200	R2401-42670	BRACKET	1				0.07	0.154
210	R2401-92410	MANUAL ASSEMBLY	1				0.001	0.0022
220	R2401-92400	KIT CLEANER AIR	1	≤10459			0	0
220	R2401-92402	KIT CLEANER AIR	1	≥10460	←		0	0

MUFFLER

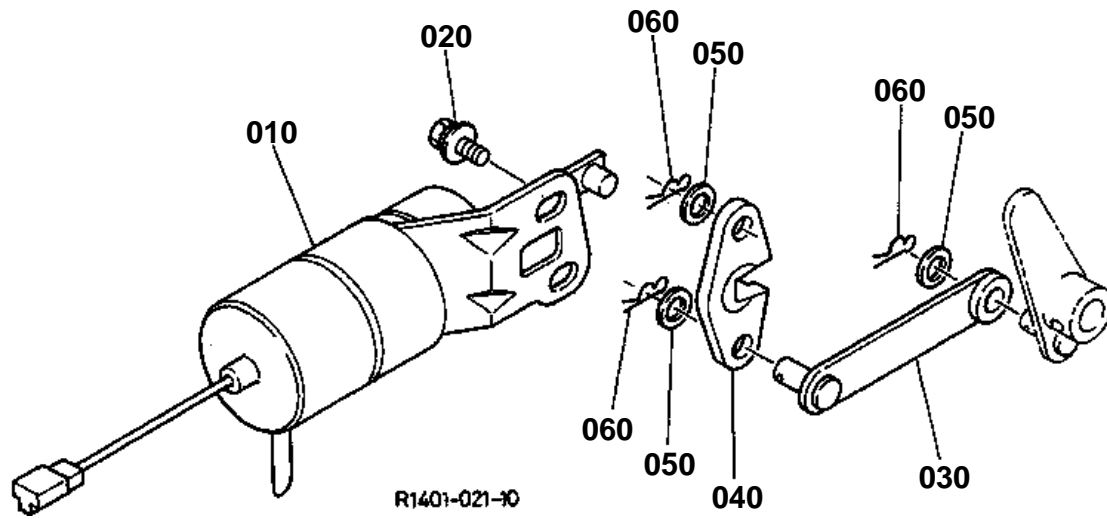


**MUFFLER**

↔ Interchangeable; ≠ not interchangeable; ← new for old; → old for new

REF.No	Part No.	Description	Q'ty	S.No.	I/C	REMARKS	Weight (kgf)	Weight (lb)
010	R1501-42470	PIPE MUFFLER	1				0.56	1.232
020	T0070-16420	GASKET MUFFLER	1				0.016	0.0352
030	01123-60825	BOLT	4				0.012	0.0264
040	R1501-42480	PIPE MUFFLER	1				1.12	2.464
050	68493-42490	BAND PIPE	1				0.07	0.154
060	01153-50875	BOLT	1				0.028	0.0616
070	04013-60080	WASHER PLAIN	2				0.002	0.0044
080	04512-60080	WASHER SPRING	1				0.002	0.0044
090	02114-60080	NUT	1				0.002	0.0044
100	R1401-42410	MUFFLER	1	≤10565			0	0
100	R1401-42412	MUFFLER	1	≥10566	←		4.53	9.966
110	68493-42490	BAND PIPE	1				0.07	0.154
120	01153-60880	BOLT	1				0.03	0.066
130	04013-60080	WASHER PLAIN	2				0.002	0.0044
140	04512-60080	WASHER SPRING	1				0.002	0.0044
150	02114-60080	NUT	1				0.002	0.0044
160	R1401-42420	BRACKET MUFFLER	1				4	8.8
160	R2401-42420	BRACKET MUFFLER	1			OPTION	3.7	8.14
170	01133-61020	BOLT	6				0.02	0.044
180	69284-42420	BAND MUFFLER	2				0.3	0.66
190	01133-61016	BOLT	2				0.018	0.0396
200	02118-60100	NUT	4				0.006	0.0132
210	R1401-42490	PIPE MUFFLER	1				0.51	1.122
220	68271-42540	BAND PIPE	1				0.06	0.132
230	01153-60880	BOLT	1				0.03	0.066
240	04013-60080	WASHER PLAIN	2				0.002	0.0044
250	04512-60080	WASHER SPRING	1				0.002	0.0044
260	02114-60080	NUT	1				0.002	0.0044
270	R2401-92900	KIT BRACKET ENGINE	1			OPTION	9	19.8

SOLENOID



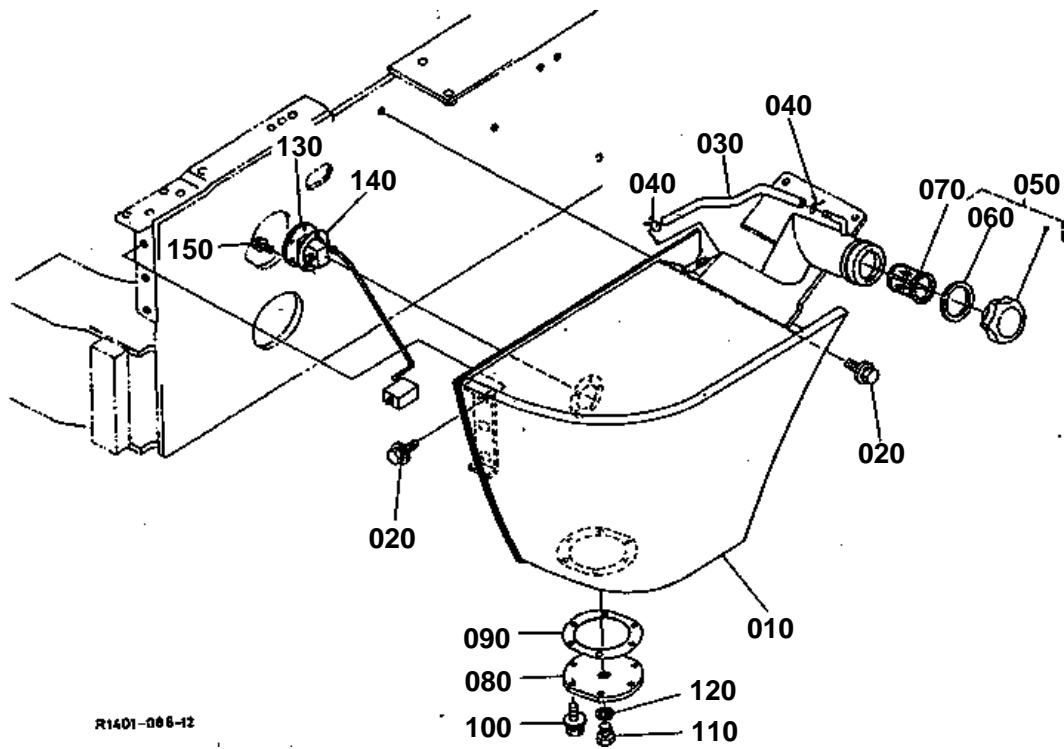


SOLENOID

↔ Interchangeable; ≠ not interchangeable; ← new for old; → old for new

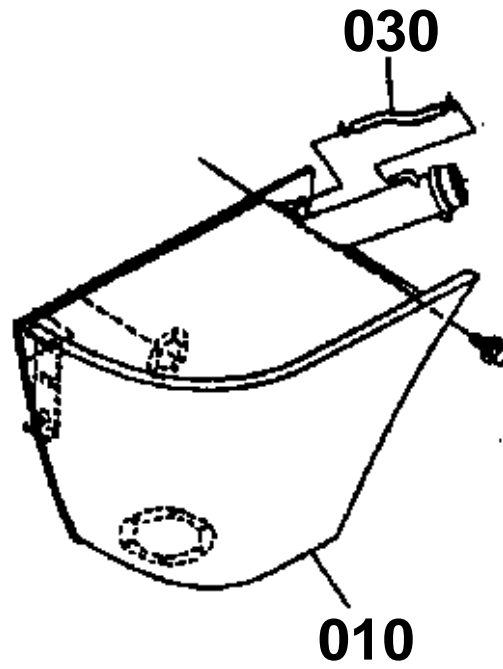
REF.No	Part No.	Description	Q'ty	S.No.	I/C	REMARKS	Weight (kgf)	Weight (lb)
010	15471-60010	SOLENOID STOP	1				0.35	0.77
020	01125-60816	BOLT	2				0.01	0.022
030	17331-60150	LEVER STOP	1				0.025	0.055
040	15471-60162	LEVER STOP	1				0.007	0.0154
050	04012-60060	WASHER PLAIN	3				0.004	0.0088
060	05525-60600	PIN SNAP	3				0.001	0.0022

FUEL TANK



010 R2406-5111-0

030 09661-80260



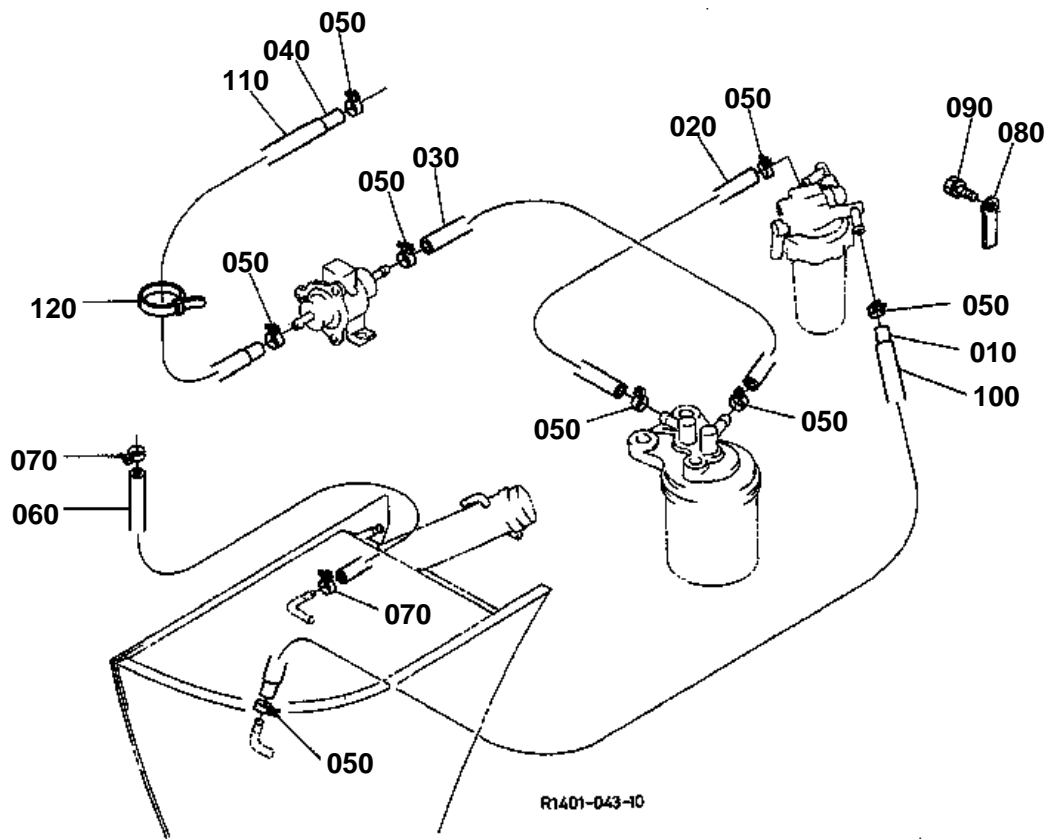
R2406-800-10

**FUEL TANK**

↔ Interchangeable; ≠ not interchangeable; ← new for old; → old for new

REF.No	Part No.	Description	Q'ty	S.No.	I/C	REMARKS	Weight (kgf)	Weight (lb)
010	R2401-51112	TANK FUEL	1	≤10263			0	0
010	R2401-51115	TANK FUEL	1	≥10264	←		0	0
010	R2401-51116	TANK FUEL	1	≥10371	←		0	0
020	01135-61020	BOLT	5				0.015	0.033
030	09661-80260	TUBE FUEL	1	≤10263			0.03	0.066
030	09661-80300	PIPE FUEL	1	≥10264	≠		0.04	0.088
040	14301-42750	CLIP PIPE	2				0.005	0.011
040	14911-42750	CLIP PIPE	2		↔		0.002	0.0044
050	61191-54720	ASSY CAP FUEL TANK	1				0.09	0.198
060	61191-54740	GASKET TANK CAP	1				0.01	0.022
070	34070-42030	FILTER FUEL	1				0.035	0.077
080	R1401-51120	COVER	1				0.73	1.606
090	R1401-51130	GASKET	1				0.011	0.0242
100	01135-61020	BOLT	6				0.015	0.033
110	06331-35016	PLUG	1				0.04	0.088
120	04717-01600	WASHER WITH RUBBER	1				0.003	0.0066
130	R1401-53610	SENSOR FUEL GAUGE	1				0.15	0.33
140	68841-53620	GASKET	1				0.008	0.0176
150	03024-60512	SCREW WITH WASHER	5				0.002	0.0044

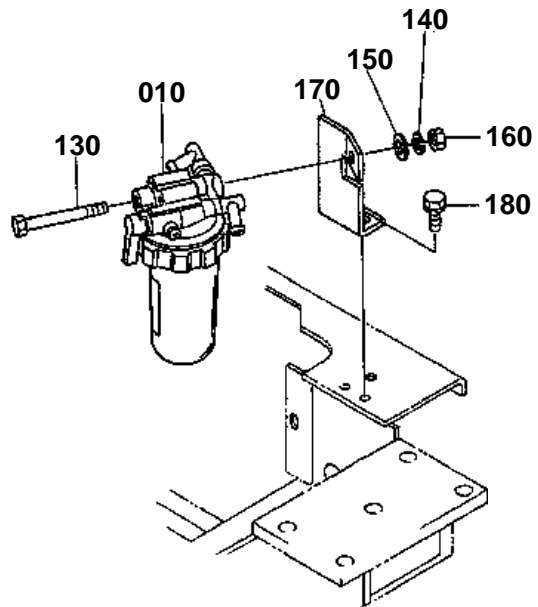
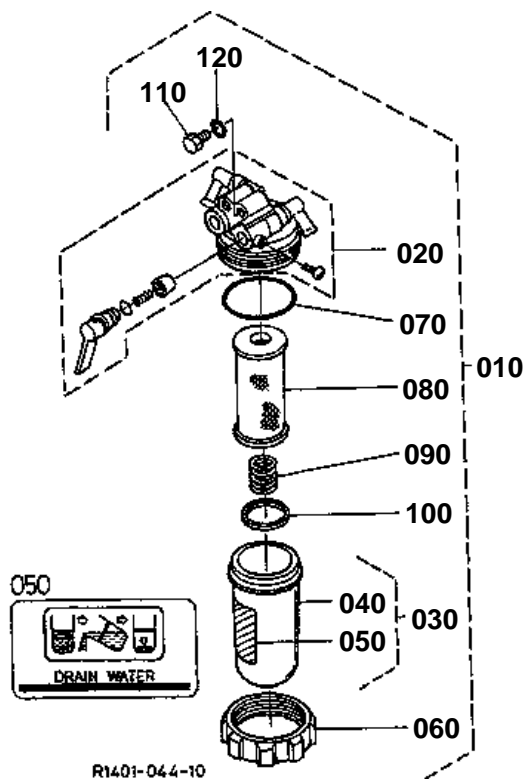
FUEL PIPE



**FUEL PIPE**

↔ Interchangeable; ≠ not interchangeable; ← new for old; → old for new

REF.No	Part No.	Description	Q'ty	S.No.	I/C	REMARKS	Weight (kgf)	Weight (lb)
010	09661-81300	TUBE FUEL	1				0.155	0.341
010	09664-81300	TUBE FUEL	1		↔		0.14	0.308
020	09661-80240	TUBE FUEL	1				0.029	0.0638
020	09664-80240	TUBE FUEL	1		↔		0.02	0.044
030	09661-80240	TUBE FUEL	1				0.029	0.0638
030	09664-80240	TUBE FUEL	1		↔		0.02	0.044
040	09661-80750	TUBE FUEL	1				0.085	0.187
040	09664-80750	TUBE FUEL	1		↔		0.09	0.198
050	14301-42750	CLIP PIPE	8				0.005	0.011
050	14911-42750	CLIP PIPE	8		↔		0.002	0.0044
060	09661-40650	TUBE FUEL	1				0.04	0.088
060	09664-40650	TUBE FUEL	1		↔		0.035	0.077
070	14971-42750	CLIP PIPE	2				0.001	0.0022
080	35340-29380	CLAMP CORD	2				0.01	0.022
090	01133-61016	BOLT	1				0.018	0.0396
100	69241-51150	TUBE	1				0.155	0.341
110	68721-51342	TUBE PROTECTOR	1				0.08	0.176
120	55311-41260	BAND CORD	1				0.007	0.0154

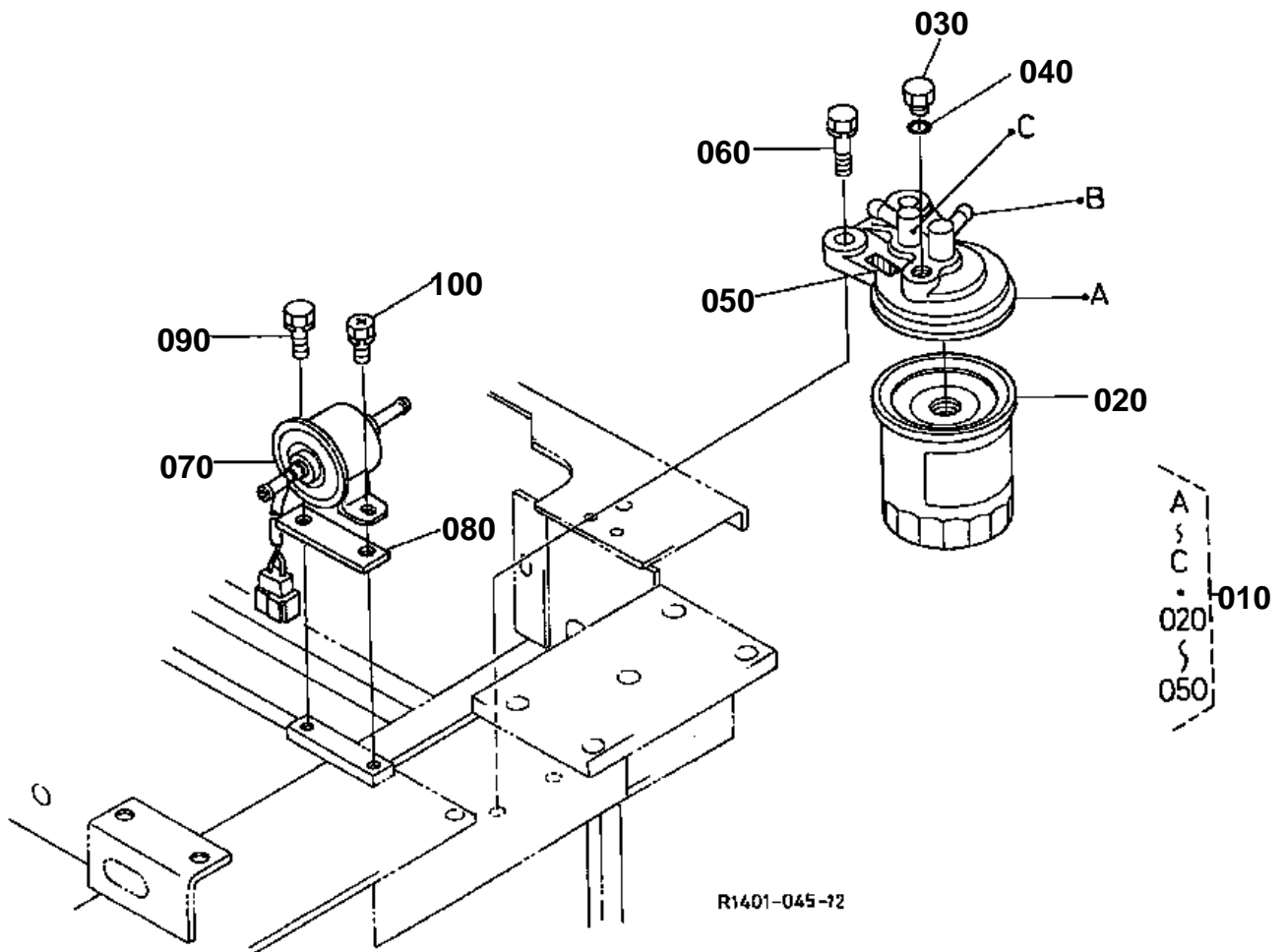


**SEDIMENTER**

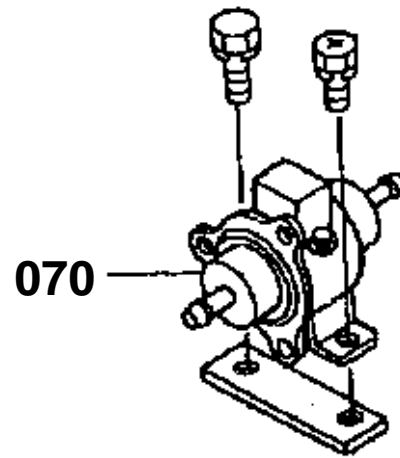
↔ Interchangeable; ≠ not interchangeable; ← new for old; → old for new

REF.No	Part No.	Description	Q'ty	S.No.	I/C	REMARKS	Weight (kgf)	Weight (lb)
010	15831-43353	ASSY SEDIMENTER	1				0.325	0.715
020	15831-43110	COMP.BODY	1				0.14	0.308
030	15831-43100	ASSY CUP FILTER	1				0.028	0.0616
040	16271-43580	CUP FILTER	1				0.045	0.099
050	15831-87460	LABEL SET	1				0	0
050	15831-87462	LABEL	1		↔		0.001	0.0022
060	16271-43590	RING RETAINING	1				0.075	0.165
070	16271-43570	O RING FILTER CUP	1				0.001	0.0022
080	15831-43380	ELEMENT	1				0.04	0.088
090	15831-43930	SPRING	1				0.005	0.011
100	15831-43250	FLOAT	1				0.001	0.0022
110	15231-43283	SCREW AIR BREATHER	1				0.003	0.0066
120	15831-43340	GASKET	1				0.001	0.0022
130	01153-60870	BOLT	1				0.03	0.066
140	04512-60080	WASHER SPRING	1				0.002	0.0044
150	04013-60080	WASHER PLAIN	1				0.002	0.0044
160	02114-60080	NUT	1				0.002	0.0044
170	R1401-51210	BRACKET WATER	1			W/O KTA	0.157	0.3454
170	R2401-42670	BRACKET WATER	1		←	W/O KTA	0.07	0.154
170	R2401-42670	BRACKET WATER	1			WITH KTA	0.07	0.154
180	01123-60820	BOLT	2				0.015	0.033

FUEL FILTER



070 16851-5203-0



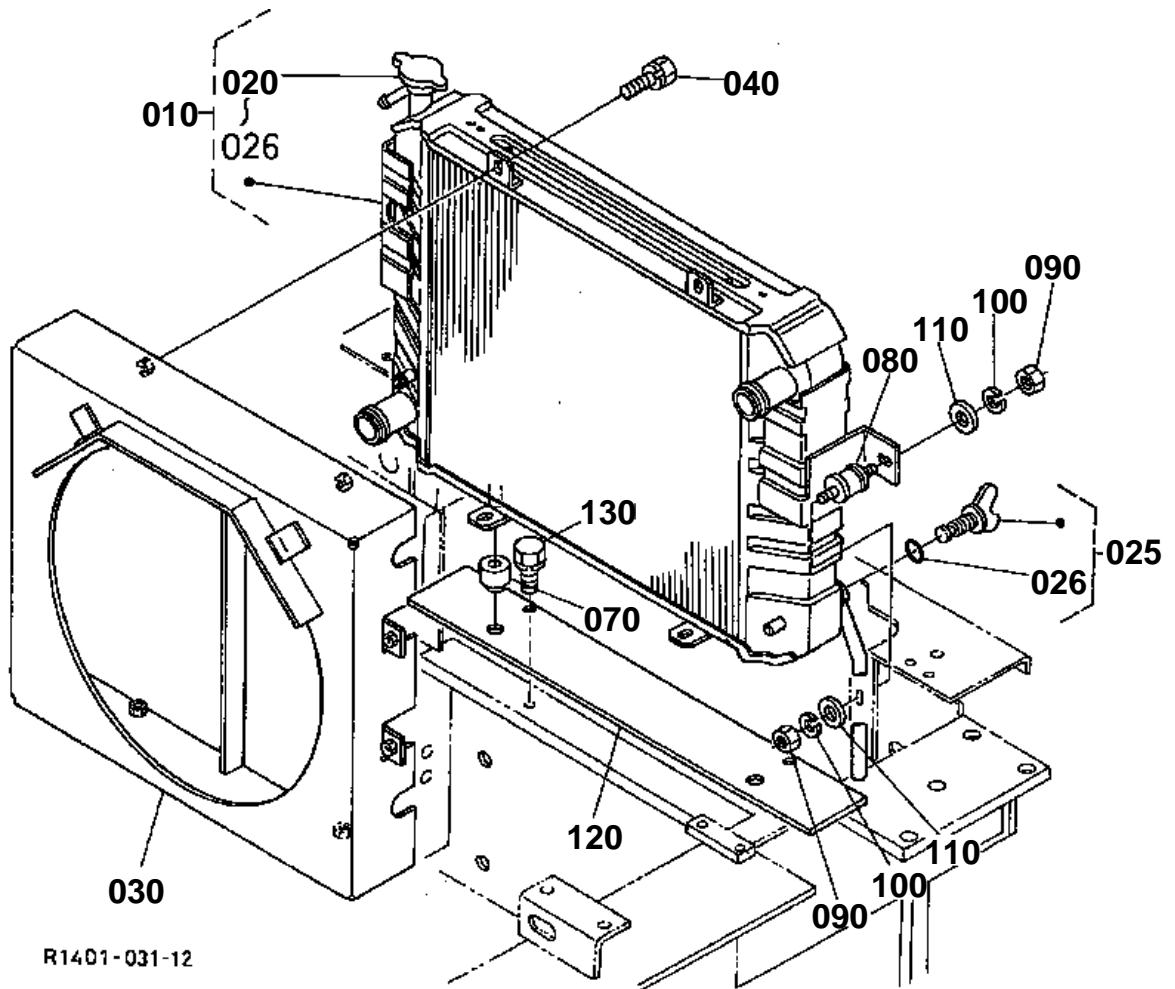
R2401-831-10

**FUEL FILTER**

↔ Interchangeable; ≠ not interchangeable; ← new for old; → old for new

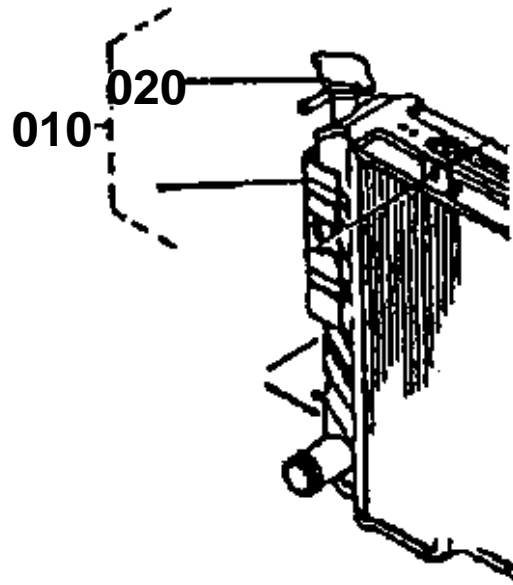
REF.No	Part No.	Description	Q'ty	S.No.	I/C	REMARKS	Weight (kgf)	Weight (lb)
010	15291-43010	ASSY FILTER FUEL	1				0.519	1.1418
020	15221-43170	ELEMENT FILTER	1				0.31	0.682
030	19222-43280	PLUG FILTER BREATHER	1				0.01	0.022
040	15108-43290	O RING	1				0.001	0.0022
050	15291-87760	MARK FORM	1				0.005	0.011
060	01123-60825	BOLT	2				0.012	0.0264
070	16851-52030	ASSY PUMP FUEL	1				0.2	0.44
070	RC601-51350	ASSY PUMP FUEL	1		↔		0.31	0.682
080	66591-54560	CUSHION RUBBER	1				0.014	0.0308
090	01123-60816	BOLT	1				0.01	0.022
100	01025-60616	BOLT	1				0.01	0.022

RADIATOR



R1401-031-12

010 R1501-4230-0



R2401-802-11

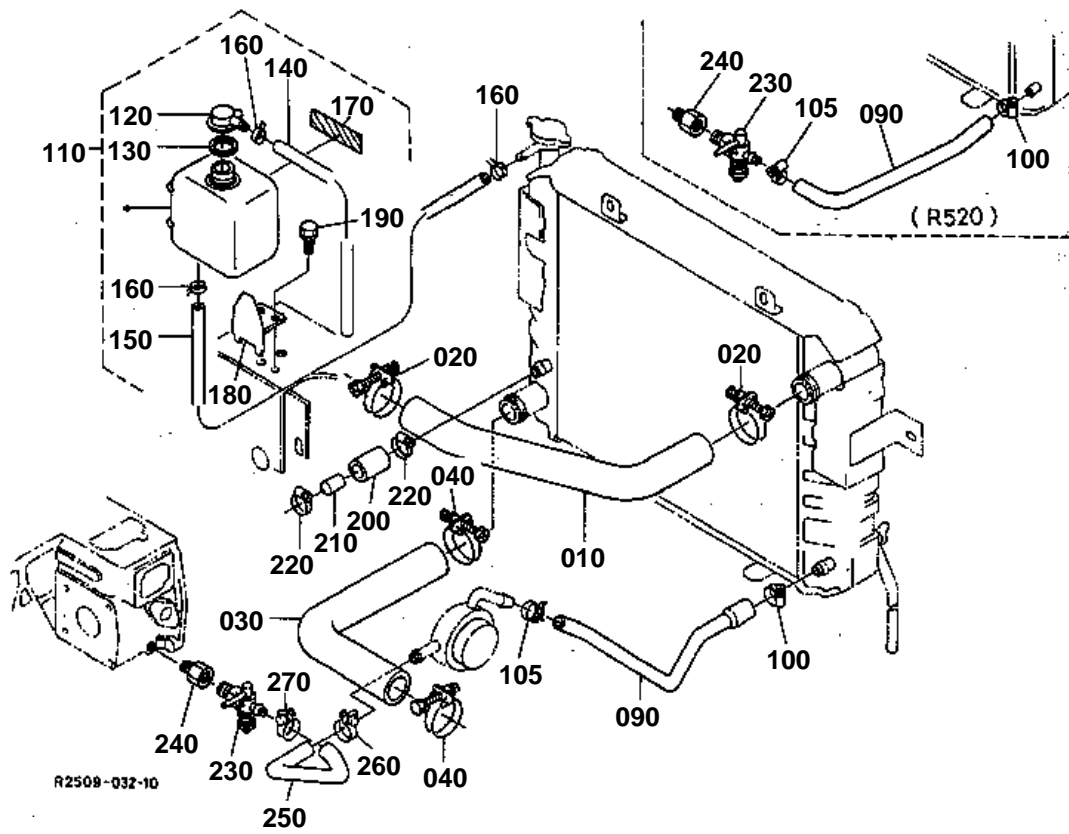


RADIATOR

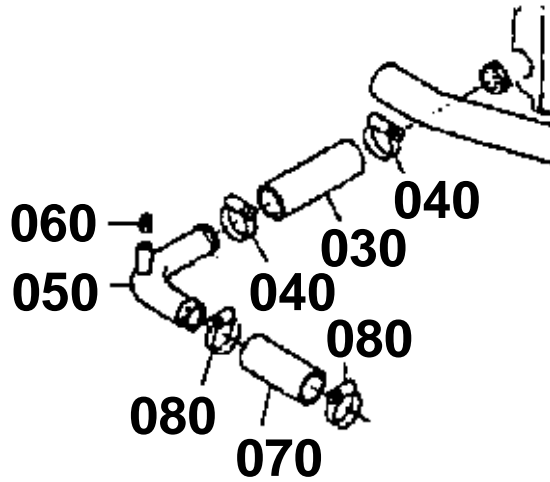
↔ Interchangeable; ≠ not interchangeable; ← new for old; → old for new

REF.No	Part No.	Description	Q'ty	S.No.	I/C	REMARKS	Weight (kgf)	Weight (lb)
010	R1501-42300	ASSY RADIATOR	1	<=10032			10	22
010	R1501-42302	ASSY RADIATOR	1	>=10033	≠		11	24.2
020	17214-72020	ASSY CAP	1				0.05	0.11
025	68861-42510	ASSY COCK DRAIN	1				0.006	0.0132
026	68861-42530	O RING	1				0.001	0.0022
030	R1401-42312	SHROUD FAN	1				4.9	10.78
030	R2401-91320	KIT SHROUD A	1			KTC	0	0
030	R2401-91420	KIT SHROUD B	1			KCL	0	0
040	01123-60816	BOLT	4				0.01	0.022
050	99999-99999	BLANK	0				0	0
060	99999-99999	BLANK	0				0	0
070	R1401-42330	CUSHION	2				0.015	0.033
080	14911-41410	CUSHION RUBBER	2				0.039	0.0858
090	02114-60080	NUT	4				0.002	0.0044
100	04512-60080	WASHER SPRING	4				0.002	0.0044
110	04013-60080	WASHER PLAIN	4				0.002	0.0044
120	R1401-42320	SUPPORT RADIATOR	1				1.81	3.982
130	01133-61020	BOLT	2				0.02	0.044

WATER PIPE



- 030 R1401-4236-0
- 040 68311-7283-0
- 050 R1401-4237-0
- 060 15841-9602-0
- 070 R1401-4238-0
- 080 68311-7283-0



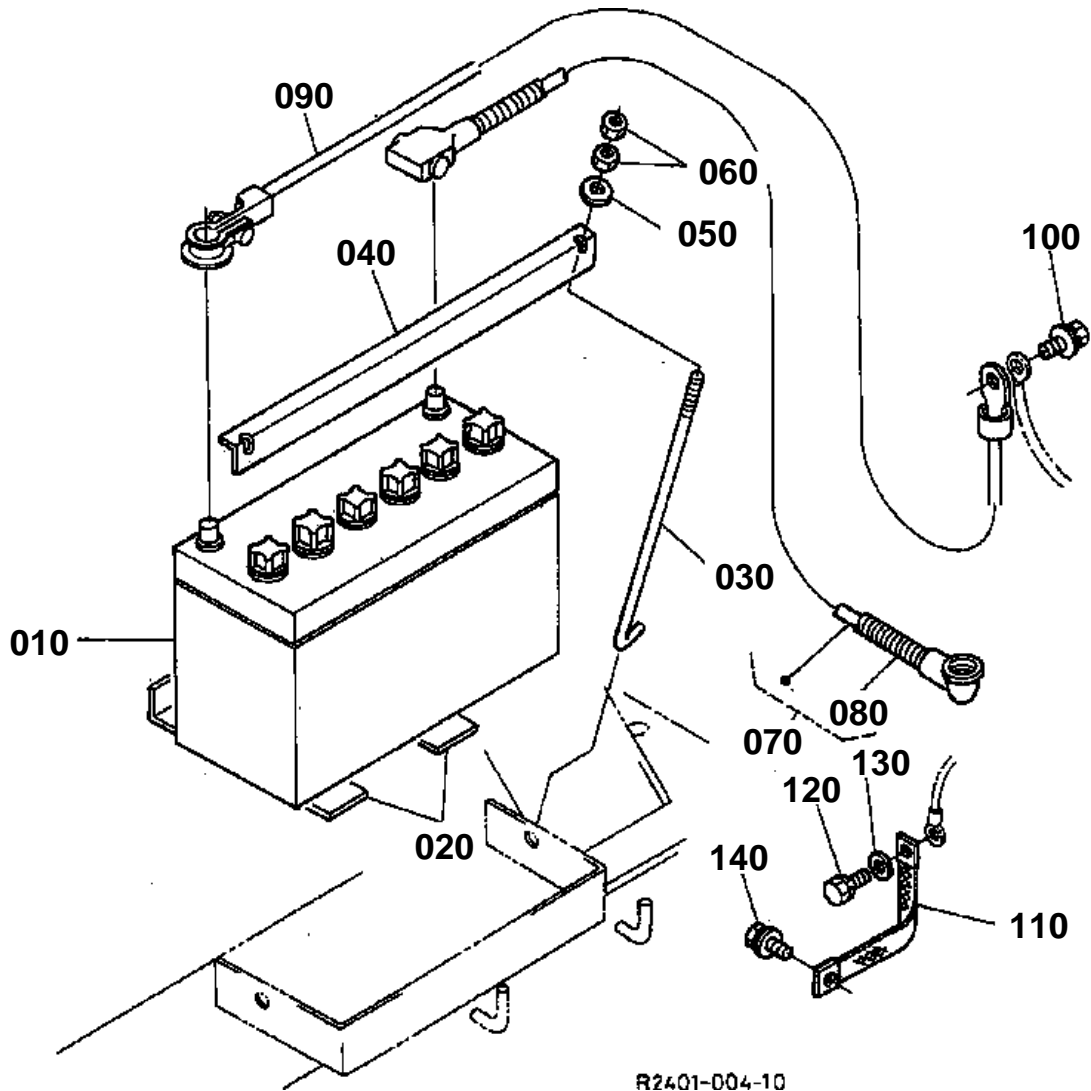
R1501-800-10

**WATER PIPE**

↔ Interchangeable; ≠ not interchangeable; ← new for old; → old for new

REF.No	Part No.	Description	Q'ty	S.No.	I/C	REMARKS	Weight (kgf)	Weight (lb)
010	R1401-42350	HOSE WATER	1				0.275	0.605
020	68311-72830	CLAMP HOSE	2	≤10217			0.03	0.066
020	15108-72870	BAND	2	≥10218	←		0.027	0.0594
030	R1401-42360	HOSE WATER	1	≤10032			0.1	0.22
030	R1401-42363	HOSE WATER	1	≥10033	≠		0.276	0.6072
040	68311-72830	CLAMP HOSE	2	≤10032			0.03	0.066
040	15108-72870	BAND	2	≥10033	←		0.027	0.0594
050	R1401-42370	PIPE WATER	1	≤10032			0.281	0.6182
060	15841-96020	PLUG	1	≤10032			0.028	0.0616
070	R1401-42380	HOSE WATER	1	≤10032			0.071	0.1562
080	68311-72830	CLAMP HOSE	2	≤10032			0.03	0.066
090	R1501-42390	HOSE WATER	1				0.06	0.132
100	68311-72810	CLAMP HOSE	1	≤10859			0.02	0.044
100	RC101-64580	CLAMP HOSE	1	≥10860	←		0.018	0.0396
105	09318-88150	CLAMP HOSE	1				0.004	0.0088
110	58511-25600	ASSY TANK RESERVE	1				0.456	1.0032
120	15272-72420	CAP	1				0.03	0.066
130	15531-72432	GASKET	1				0.002	0.0044
140	58511-25610	PIPE WATER OVER FLOW	1				0.048	0.1056
150	15589-72440	PIPE WATER OVER FLOW	1				0.05	0.11
160	15501-72470	CLIP PIPE	3				0.005	0.011
170	15501-88210	LABEL CAUTION	1				0.005	0.011
180	R1401-42720	BRACKET RESERVE TANK	1				0.13	0.286
190	01123-60820	BOLT	2				0.015	0.033
200	68728-46820	HOSE	1	≥10033			0.03	0.066
210	68728-46830	PLUG	1	≥10033			0.03	0.066
220	90038-11150	BAND	2	≥10033			0.02	0.044
230	15575-73100	COCK DRAIN	1	≥10033			0.065	0.143
240	15291-73160	JOINT DRAIN COCK	1	≥10033			0.04	0.088
250	R2401-42380	HOSE WATER	1				0.035	0.077
260	15531-73360	BAND PIPE	1				0.007	0.0154
270	15109-73360	BAND PIPE	1	≤10032			0.01	0.022
270	RB101-63630	CLAMP HOSE	1	≥10033	≠		0.015	0.033

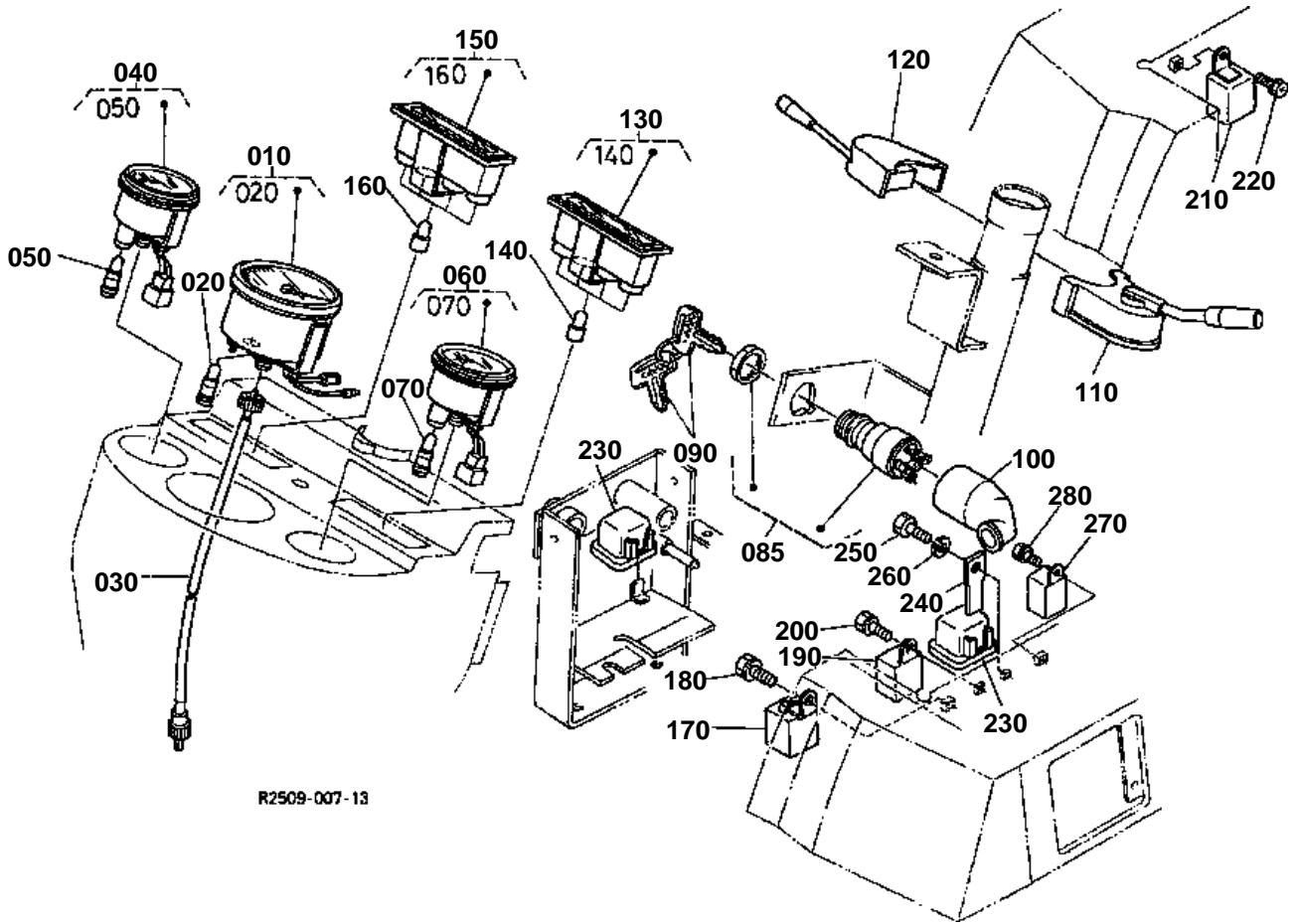
BATTERY



**BATTERY**

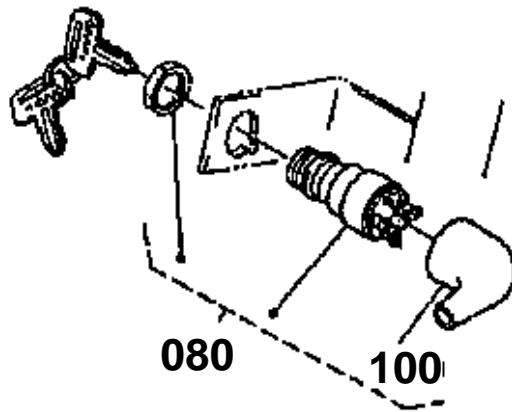
↔ Interchangeable; ≠ not interchangeable; ← new for old; → old for new

REF.No	Part No.	Description	Q'ty	S.No.	I/C	REMARKS	Weight (kgf)	Weight (lb)
010	1K591-33100	BATTERY	1			80D26R-MF	13.8	30.36
020	34150-33220	CUSHION	2				0.015	0.033
030	68131-41173	BOLT BATTERY	2				0.04	0.088
040	RC101-53260	RETAINER BATTERY	1				0.151	0.3322
050	04013-60060	WASHER PLAIN	2				0.001	0.0022
060	02014-60060	NUT	4				0.002	0.0044
070	R1401-53710	CORD BATTERY	1				0.445	0.979
080	68871-53360	TUBE CORRUGATE	1				0.003	0.0066
090	R1401-53720	CORD BATTERY(-)	1				0.285	0.627
100	01125-60816	BOLT	1				0.01	0.022
110	R1401-53730	CORD BODY EARTH	1				0.07	0.154
120	01133-61220	BOLT	1				0.033	0.0726
130	04013-60120	WASHER PLAIN	1				0.01	0.022
140	01135-61020	BOLT	1				0.015	0.033



R2509-007-13

080 R1401-5360-2

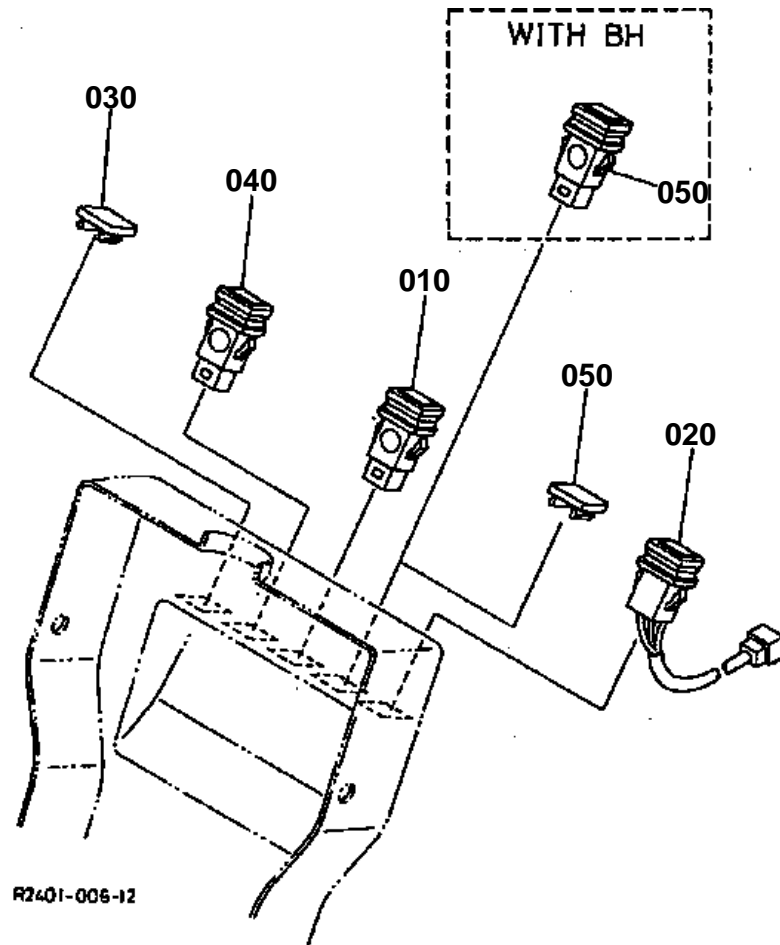


R1401-819-10

**METER**

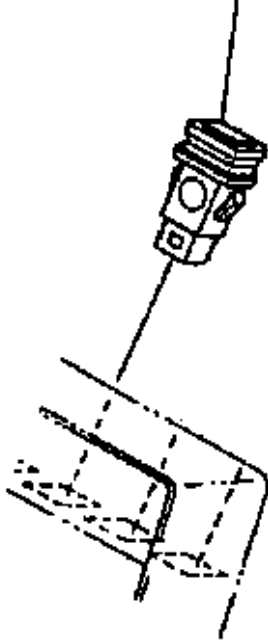
↔ Interchangeable; ≠ not interchangeable; ← new for old; → old for new

REF.No	Part No.	Description	Q'ty	S.No.	I/C	REMARKS	Weight (kgf)	Weight (lb)
010	R1401-53120	METER HOUR	1				0.37	0.814
020	66101-55770	LIGHT	1				0.001	0.0022
030	68841-53510	CABLE HOUR METER	1				0.41	0.902
040	R1401-53170	METER	1				0.19	0.418
050	66101-55770	LIGHT	1				0.001	0.0022
060	R1401-53180	METER	1				0.19	0.418
070	66101-55770	LIGHT	1				0.001	0.0022
080	R1401-53600	ASSY SWITCH STARTER	1	≤10032			0	0
080	R1401-53602	ASSY SWITCH STARTER	1	≥10033	←		0.33	0.726
080	R1401-53602	ASSY SWITCH STARTER	1	≤10235			0.33	0.726
085	RA111-53690	SWITCH STARTER	1	≥10236			0.27	0.594
090	RC101-53630	ASSY KEY STARTER	1				0.032	0.0704
100	68551-53210	COVER WATERPROOF	1	≤10235		NOT SALE	0	0
100	RA111-53340	COVER WATERPROOF	1	≥10236	←		0.03	0.066
110	R1401-53310	SWITCH DIRECTION	1				1.2	2.64
120	68841-53210	WINKER SWITCH	1				0.322	0.7084
130	R1401-53150	INDICATOR	1				0.127	0.2794
140	R1401-53190	BULB	4				0.011	0.0242
150	R1401-53160	INDICATOR	1				0.13	0.286
160	R1401-53190	BULB	4				0.011	0.0242
170	T0070-31410	TIMER KEY STOP	1				0.065	0.143
180	01202-60814	BOLT	1				0.01	0.022
190	15694-65990	TIMER GLOW LAMP	1				0.03	0.066
200	01202-60612	BOLT	1				0.006	0.0132
210	33740-75430	UNIT FLASHER	1				0.05	0.11
220	01202-60612	BOLT	1				0.006	0.0132
230	36919-75030	RELAY	2	≤10525			0.038	0.0836
230	RP402-53750	RELAY	2	≥10526	≠		0.04	0.088
240	36919-55830	BRACKET RELAY	1				0.005	0.011
250	01053-60512	BOLT	1				0.003	0.0066
260	04512-60050	WASHER SPRING	1				0.002	0.0044
270	66446-55260	BOX RELAY	1				0.03	0.066
280	01202-60612	BOLT	1				0.006	0.0132



010 37500-5521-2

010

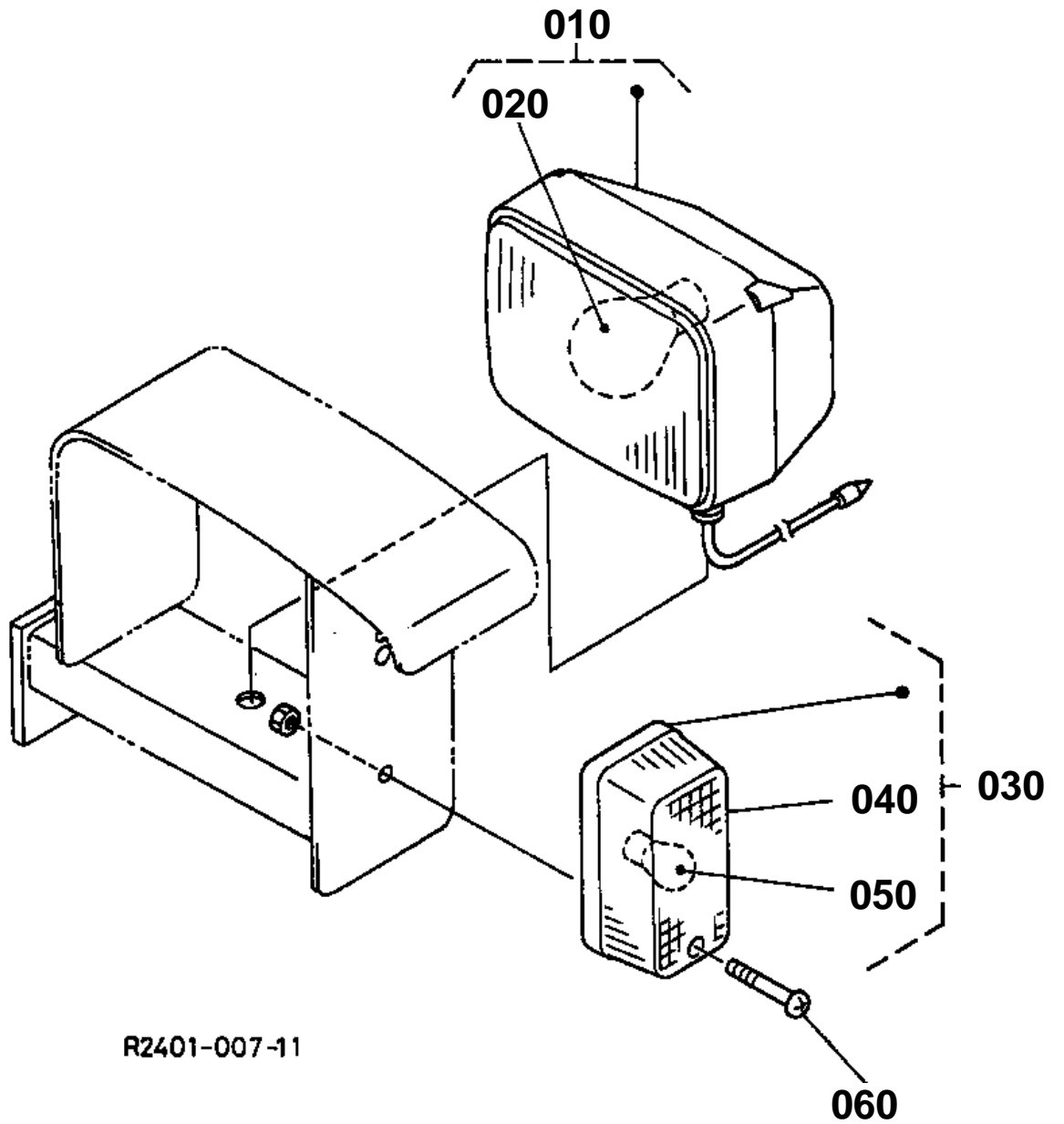


R2401-803-10

**SWITCH**

↔ Interchangeable; ≠ not interchangeable; ← new for old; → old for new

REF.No	Part No.	Description	Q'ty	S.No.	I/C	REMARKS	Weight (kgf)	Weight (lb)
010	37500-55212	SWITCH HAZARD	1	≤10177			0.02	0.044
010	R1401-53260	SWITCH HAZARD	1	≥10178	≠		0.021	0.0462
010	R1401-53262	SWITCH HAZARD	1	≥10252	←		0.02	0.044
020	R1401-53230	SWITCH PACKING	1				0.05	0.11
030	R1401-53250	GROMMET SWITCH	1				0.002	0.0044
040	R1401-53210	SWITCH LIGHT	1	≤10217			0	0
040	R2401-53210	SWITCH LIGHT	1	≥10218	≠	NOT SALE	0	0
040	R2401-53212	SWITCH LIGHT	1	≥10252	←		0.02	0.044
050	R1401-53250	GROMMET SWITCH	1			W/O BH	0.002	0.0044
050	R2401-53240	SWITCH WORK LIGHT	1	≤10251		WITH BH	0	0
050	R2401-53242	SWITCH WORK LIGHT	1	≥10252	←	WITH BH	0.02	0.044

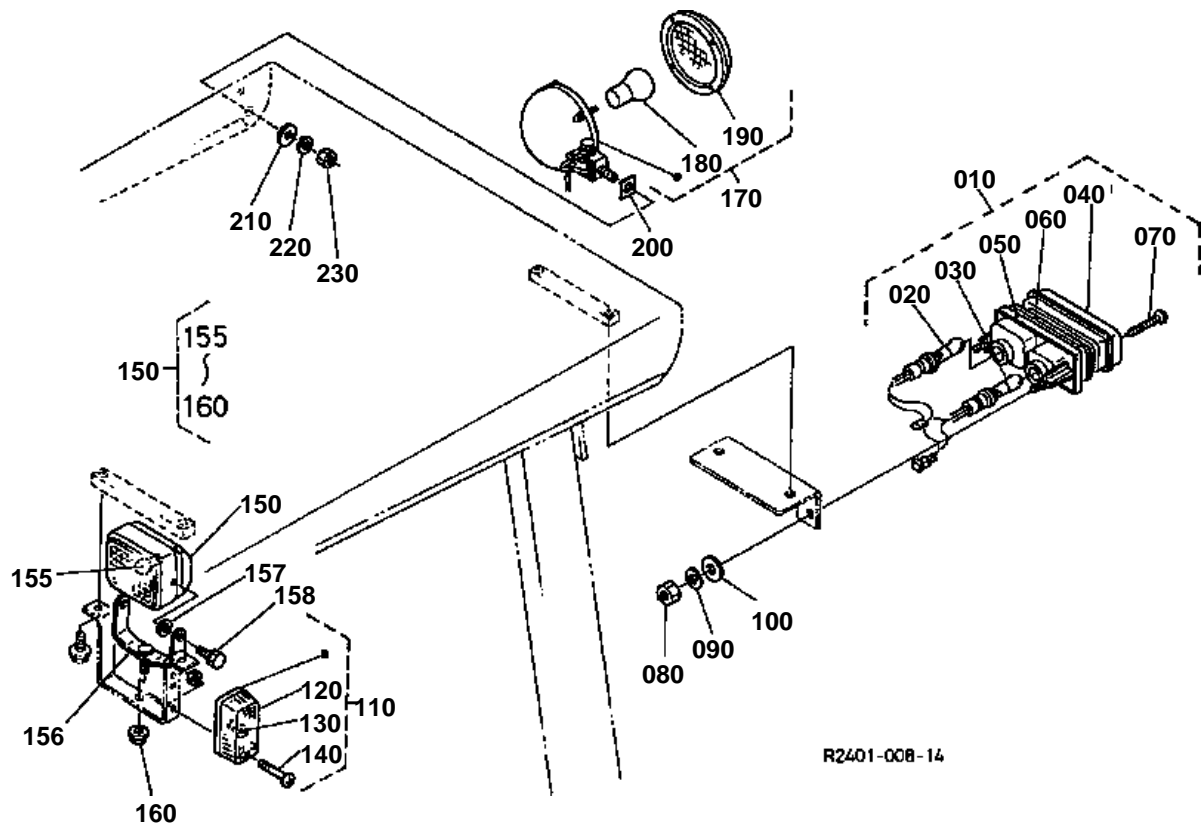


R2401-007-11

**LIGHT**

↔ Interchangeable; ≠ not interchangeable; ← new for old; → old for new

REF.No	Part No.	Description	Q'ty	S.No.	I/C	REMARKS	Weight (kgf)	Weight (lb)
010	R1401-53350	ASSY LAMP ELECTRIC	2				0.565	1.243
020	R1401-53360	BULB	2				0.018	0.0396
030	38450-34200	ASSY LIGHT WINKER	2			WITH KTA	0.1	0.22
040	38450-34220	LENS	2			WITH KTA	0.05	0.11
050	38450-34210	BULB	2			WITH KTA	0.02	0.044
060	38450-34240	SCREW	4			WITH KTA	0.005	0.011



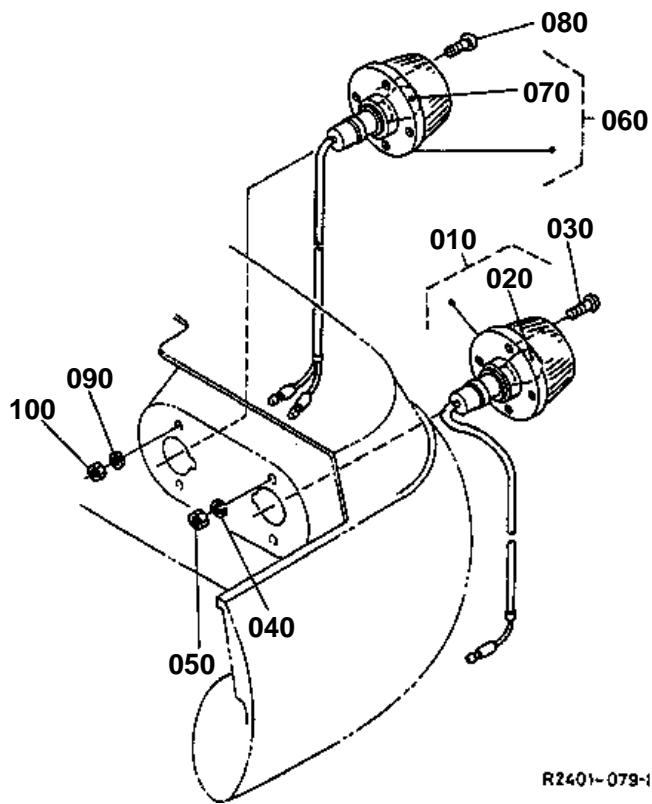
R2401-008-14

**LAMP**

↔ Interchangeable; ≠ not interchangeable; ← new for old; → old for new

REF.No	Part No.	Description	Q'ty	S.No.	I/C	REMARKS	Weight (kgf)	Weight (lb)
010	68811-53120	LAMP REAR COMBINAT.	2				0.35	0.77
020	68811-53730	BULB	2				0.015	0.033
030	68811-53740	BULB	2				0.02	0.044
040	68811-53750	LENS	2				0.08	0.176
050	68811-53760	ASSY HOUSING	2				0.112	0.2464
060	68811-53770	GASKET LENS	2				0.008	0.0176
070	68811-53780	SCREW TAPPING	4				0.002	0.0044
080	02012-60060	NUT	4				0.005	0.011
090	04512-60060	WASHER SPRING	4				0.001	0.0022
100	04013-60060	WASHER PLAIN	4				0.001	0.0022
110	38450-34200	ASSY LIGHT WINKER	2				0.1	0.22
120	38450-34220	LENS	2				0.05	0.11
130	38450-34210	BULB	2				0.02	0.044
140	38450-34240	SCREW	4				0.005	0.011
150	R2401-53380	LIGHT WORK	2				0.605	1.331
155	99061-91060	BULB	2				0.01	0.022
156	99061-91090	COMP STAY	2				0.14	0.308
157	99061-91100	WASHER	4				0.002	0.0044
158	01202-50616	BOLT	4				0.006	0.0132
160	99061-91110	NUT FLANGE	2				0.02	0.044
170	R2401-53750	ASSY LAMP ELECTRIC	1			WITH BH	0.43	0.946
180	68311-53440	BULB	1			WITH BH	0.03	0.066
190	68311-53450	LENS	1			WITH BH	0.11	0.242
200	68311-53460	CUSHION	1			WITH BH	0.01	0.022
210	04013-60100	WASHER PLAIN	1			WITH BH	0.003	0.0066
220	04512-60100	WASHER SPRING	1			WITH BH	0.002	0.0044
230	02118-60100	NUT	1			WITH BH	0.006	0.0132

TURN SIGNAL



R2401-079-10

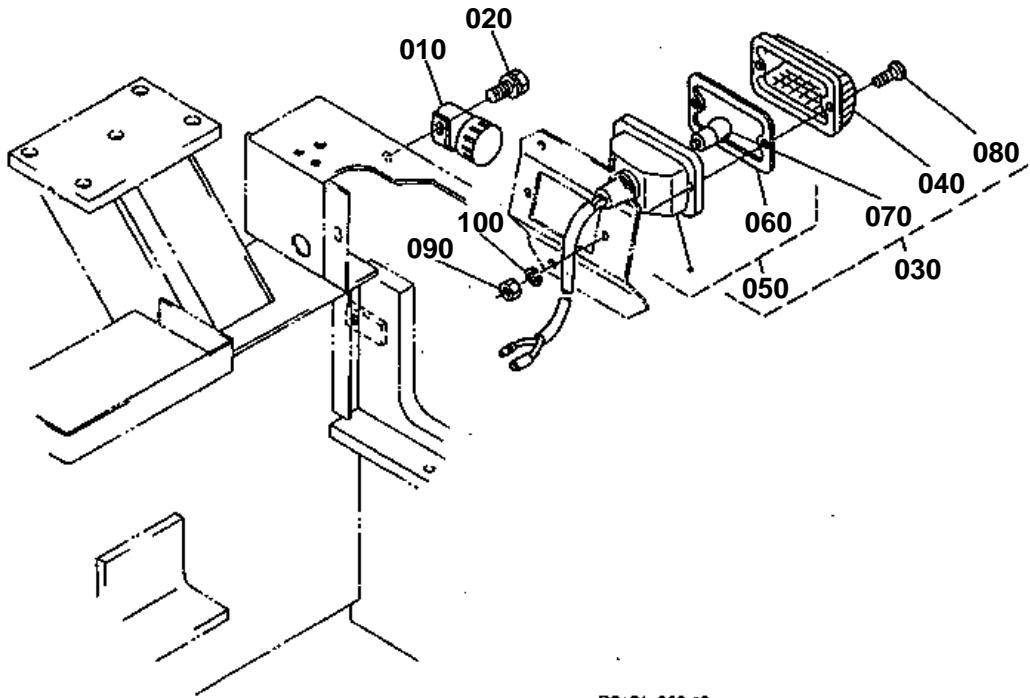


TURN SIGNAL

↔ Interchangeable; ≠ not interchangeable; ← new for old; → old for new

REF.No	Part No.	Description	Q'ty	S.No.	I/C	REMARKS	Weight (kgf)	Weight (lb)
010	R1401-53130	LIGHT WINKER	2				0.135	0.297
020	36330-76270	BULB FLASHER	2				0.01	0.022
030	03054-50520	SCREW PAN-HEAD	4				0.005	0.011
040	04512-60050	WASHER SPRING	4				0.002	0.0044
050	02054-60050	NUT	4				0.003	0.0066
060	R1401-53140	LIGHT TAIL	2				0.14	0.308
070	34350-34140	BULB TAIL LIGHT	2				0.008	0.0176
080	03054-50520	SCREW PAN-HEAD	4				0.005	0.011
090	04512-60050	WASHER SPRING	4				0.002	0.0044
100	02054-60050	NUT	4				0.003	0.0066

TAIL LAMP

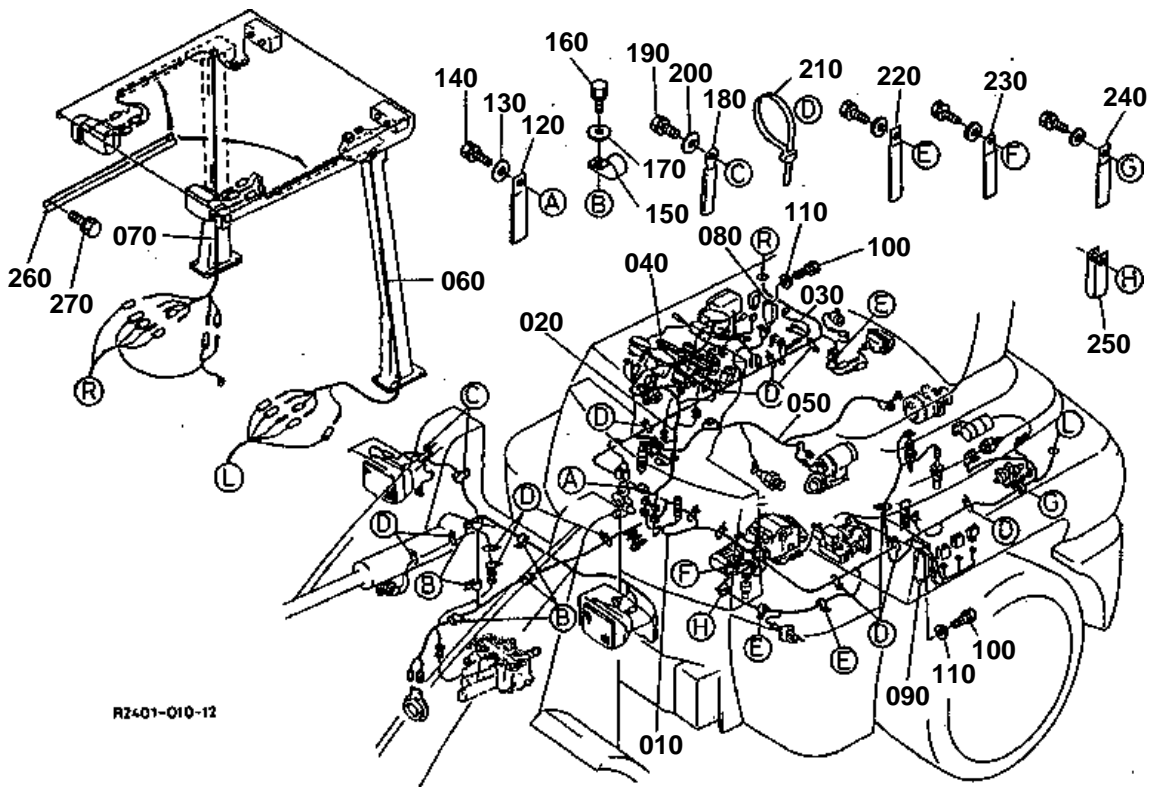


R2401-009-10

**TAIL LAMP**

↔ Interchangeable; ≠ not interchangeable; ← new for old; → old for new

REF.No	Part No.	Description	Q'ty	S.No.	I/C	REMARKS	Weight (kgf)	Weight (lb)
010	55611-42100	ASSY BUZZER BACK	1				0.19	0.418
020	01123-60816	BOLT	1				0.01	0.022
030	36919-75870	LAMP REVERSE	1				0.1	0.22
040	36530-75970	LENS	1				0.02	0.044
050	36919-75990	ASSY BODY	1				0.07	0.154
060	36919-76420	GASKET	1				0.01	0.022
070	36530-75980	BULB	1				0.014	0.0308
080	03054-50416	SCREW PAN-HEAD	2				0.002	0.0044
090	02054-60040	NUT	2				0.001	0.0022
100	04512-60040	WASHER SPRING	2				0.002	0.0044

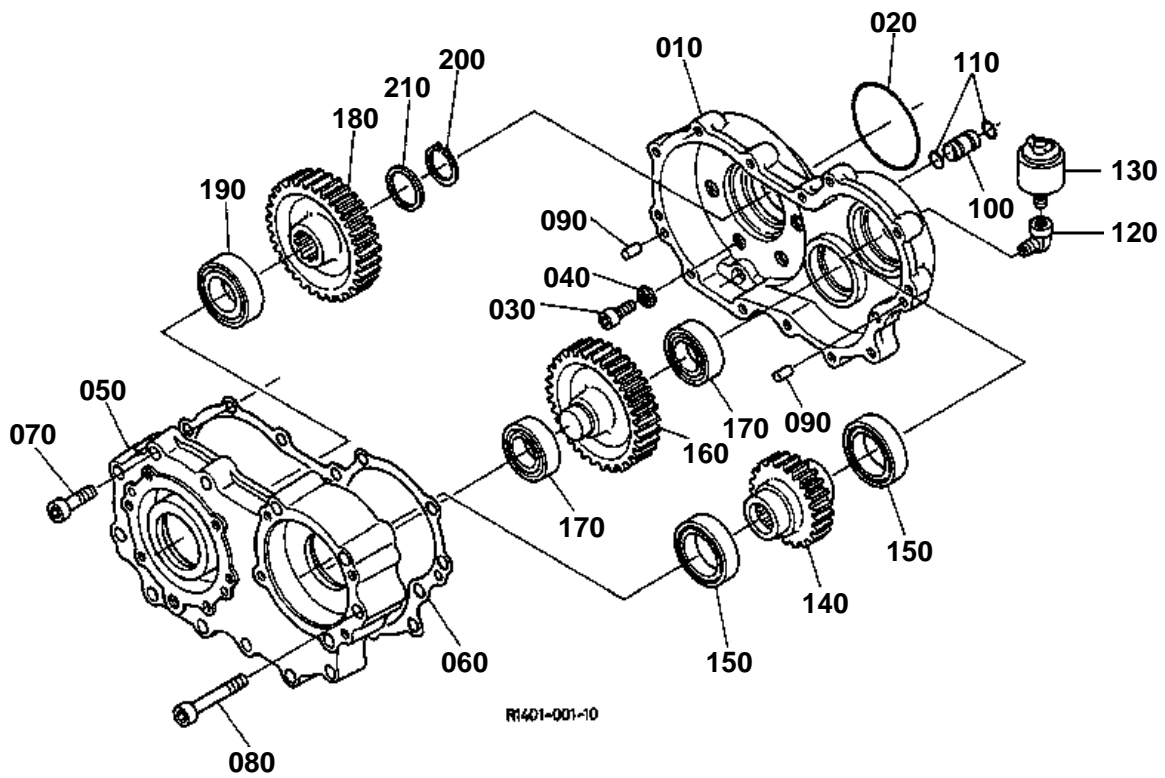


RZ401-010-12

**ELECTRICAL WIRING**

↔ Interchangeable; ≠ not interchangeable; ← new for old; → old for new

REF.No	Part No.	Description	Q'ty	S.No.	I/C	REMARKS	Weight (kgf)	Weight (lb)
010	R2401-53410	WIRE HARNESS	1	≤10177			0	0
010	R2401-53413	WIRE HARNESS	1	≥10178	≠		2.14	4.708
010	R2401-53414	WIRE HARNESS	1	≥10371	≠		2.16	4.752
020	R2401-53420	WIRE HARNESS	1	≤10177			0.446	0.9812
020	R2401-53423	WIRE HARNESS	1	≥10178	≠		0.44	0.968
030	R1401-53430	WIRE HARNESS	1	≥10333		KTA	0.01	0.022
040	R1401-53442	WIRE HARNESS	1				0.006	0.0132
040	R2401-53440	WIRE HARNESS	1	≥10333		KTA	0.008	0.0176
050	R1501-53452	WIRE HARNESS	1				0.18	0.396
060	R2401-53460	WIRE HARNESS	1	≤10177			0.154	0.3388
060	R2401-53462	WIRE HARNESS	1	≥10178	≠		0.162	0.3564
070	R2401-53470	WIRE HARNESS	1	≤10177			0.183	0.4026
070	R2401-53472	WIRE HARNESS	1	≥10178	≠		0.188	0.4136
080	R2401-53550	UNIT RELAY	1				0.111	0.2442
090	R2401-53590	UNIT WINKER	1	≤10392			0	0
090	R2401-53592	UNIT WINKER	1	≥10393	←		0.11	0.242
100	01023-60620	BOLT	4				0.006	0.0132
110	04013-60060	WASHER PLAIN	4				0.001	0.0022
120	52200-41160	CLAMP CORD	1				0.01	0.022
130	04013-60080	WASHER PLAIN	1				0.002	0.0044
140	01123-60814	BOLT	1				0.01	0.022
150	68841-53160	CLAMP	5				0.01	0.022
160	01123-60814	BOLT	5				0.01	0.022
170	04013-60080	WASHER PLAIN	5				0.002	0.0044
180	13824-67580	CLAMP CORD	2				0.006	0.0132
190	01123-60814	BOLT	2				0.01	0.022
200	04013-60080	WASHER PLAIN	2				0.002	0.0044
210	55311-41260	BAND CORD	16				0.007	0.0154
220	37150-34460	CLAMP CORD	3				0.004	0.0088
230	35340-29380	CLAMP CORD	1				0.01	0.022
240	15241-67580	CLAMP CORD	1	≤10984			0.004	0.0088
240	15272-67590	CLAMP CORD	1	≥10985	≠		0.004	0.0088
250	13824-67580	CLAMP CORD	1	≤10403			0.006	0.0132
250	12234-67580	CLAMP CORD	1	≥10404	≠		0.012	0.0264
260	R2401-45170	COVER CABLE	2				0.3	0.66
270	01125-60816	BOLT	4				0.01	0.022

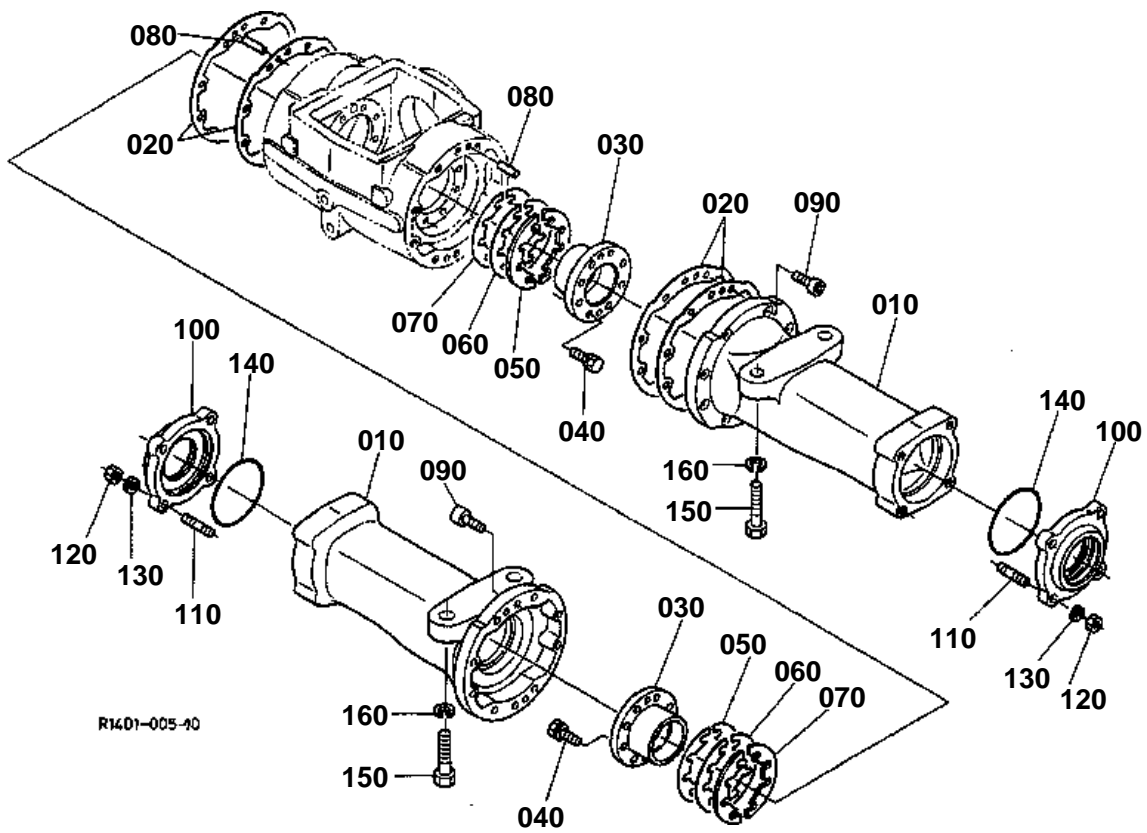


**MISSION CASE**

↔ Interchangeable; ≠ not interchangeable; ← new for old; → old for new

REF.No	Part No.	Description	Q'ty	S.No.	I/C	REMARKS	Weight (kgf)	Weight (lb)
010	R1401-11110	CASE REDUCTION	1				0	0
020	04811-51050	O RING	1				0.003	0.0066
030	01370-11230	BOLT HEX-SOC-HD	6				0.04	0.088
040	04717-01200	WASHER WITH RUBBER	6				0.002	0.0044
050	R1401-11210	CASE REDUCTION	1				0	0
060	R1401-11230	GASKET	1				0.015	0.033
070	01315-11035	BOLT HEX-SOC-HD	10				0.03	0.066
080	01315-11065	BOLT HEX-SOC-HD	4				0.04	0.088
090	05012-01025	PIN STRAIGHT	2				0.016	0.0352
100	R1401-11140	SLEEVE KNOC	1				0.045	0.099
110	04811-10200	O RING	2				0.001	0.0022
120	R1401-76470	JOINT	1				0.115	0.253
130	69331-16270	BREATHER	1				0.09	0.198
140	R1401-13210	GEAR	1	≤10217		25T	0	0
140	R1401-13212	GEAR	1	≥10218	←	25T	1.47	3.234
150	R1401-11260	BEARING BALL	2				0.27	0.594
160	R1401-13310	GEAR	1	≤10217		38T	0	0
160	R1401-13312	GEAR	1	≥10218	←	38T	2.18	4.796
170	35822-31360	BEARING BALL	2				0.28	0.616
180	R1401-13410	GEAR	1	≤10217		42T	0	0
180	R1401-13412	GEAR	1	≥10218	←	42T	2.19	4.818
190	08101-06307	BEARING BALL	1				0.455	1.001
200	04612-00360	CIR CLIP EXTERNAL	1				0.004	0.0088
210	R1401-13420	SPACER	1				0.013	0.0286

FRONT AXLE CASE



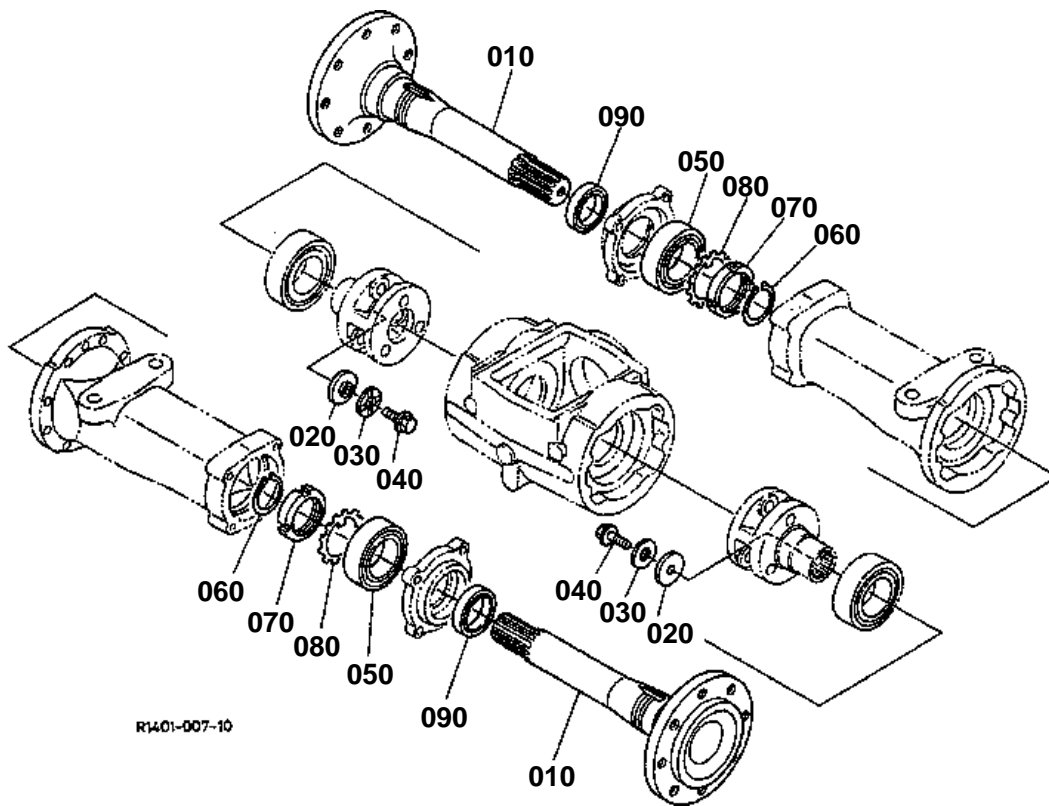


FRONT AXLE CASE

↔ Interchangeable; ≠ not interchangeable; ← new for old; → old for new

REF.No	Part No.	Description	Q'ty	S.No.	I/C	REMARKS	Weight (kgf)	Weight (lb)
010	R1401-23310	CASE AXLE	2				16.6	36.52
020	R1401-23330	GASKET	4				0.02	0.044
030	R1401-23210	HOLDER BEARING	2				1.2	2.64
040	01123-60825	BOLT	16				0.012	0.0264
050	R1401-23230	SHIM	6			0.1mm	0.002	0.0044
060	R1401-23240	SHIM	4			0.2mm	0.003	0.0066
070	R1401-23250	SHIM	2			0.5mm	0.008	0.0176
080	68881-23380	PIN	4				0.06	0.132
090	01370-11270	BOLT HEX-SOC-HD	20				0.07	0.154
100	R1401-23360	COVER AXLE	2				1.5	3.3
110	01517-51035	STUD	8				0.028	0.0616
120	02118-60100	NUT	8				0.006	0.0132
130	04512-60100	WASHER SPRING	8				0.002	0.0044
140	04811-51300	O RING	2				0.004	0.0088
150	01173-52060	BOLT	4				0.195	0.429
160	04512-60200	WASHER SPRING	4				0.02	0.044

FRONT AXLE



R1401-007-10

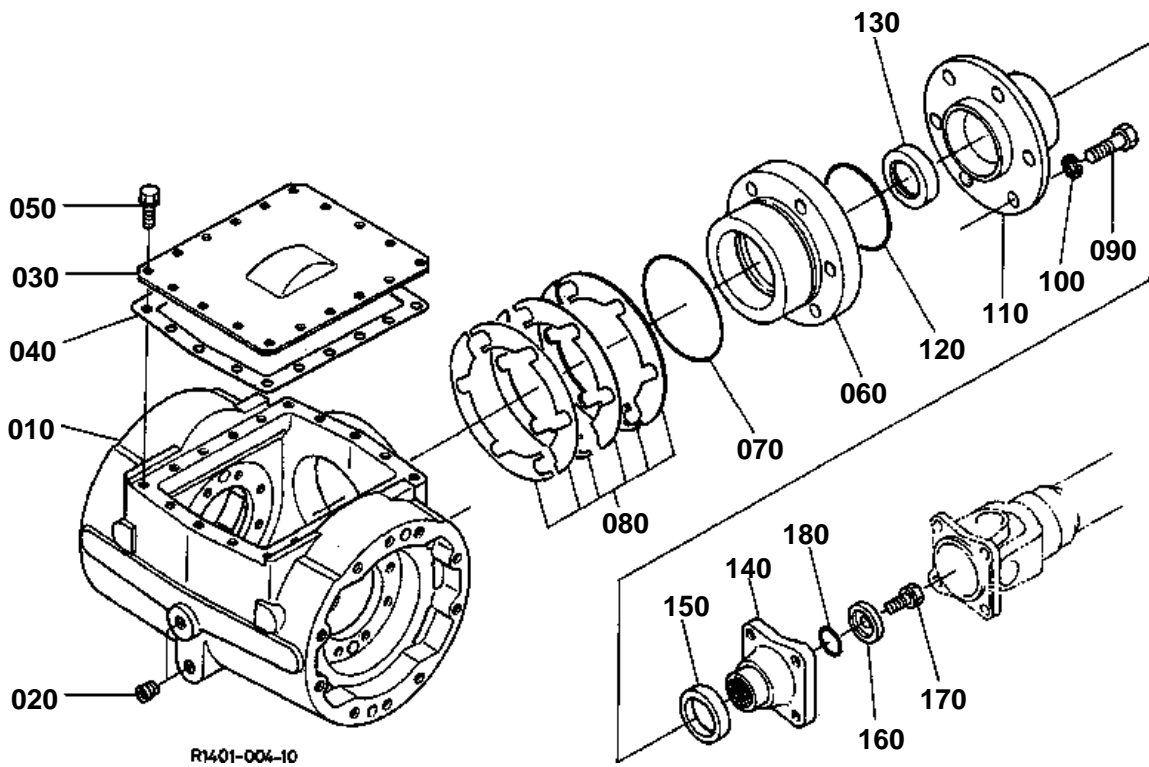


FRONT AXLE

↔ Interchangeable; ≠ not interchangeable; ← new for old; → old for new

REF.No	Part No.	Description	Q'ty	S.No.	I/C	REMARKS	Weight (kgf)	Weight (lb)
010	R1401-24310	AXLE	2				16	35.2
020	R1401-24320	SPACER	2				0.113	0.2486
030	R1401-24330	COLLAR THRUST	2				0.034	0.0748
040	37800-43870	BOLT	2				0.026	0.0572
050	08101-06312	BEARING BALL	2				1.68	3.696
060	04612-00500	CIR CLIP EXTERNAL	2				0.009	0.0198
070	02410-00120	NUT BEARING	2				0.178	0.3916
080	04312-00120	WASHER BEARING	2				0.03	0.066
090	36830-48250	SEAL WITH SHAFT	2				0.14	0.308

FRONT DIFFERENTIAL CASE



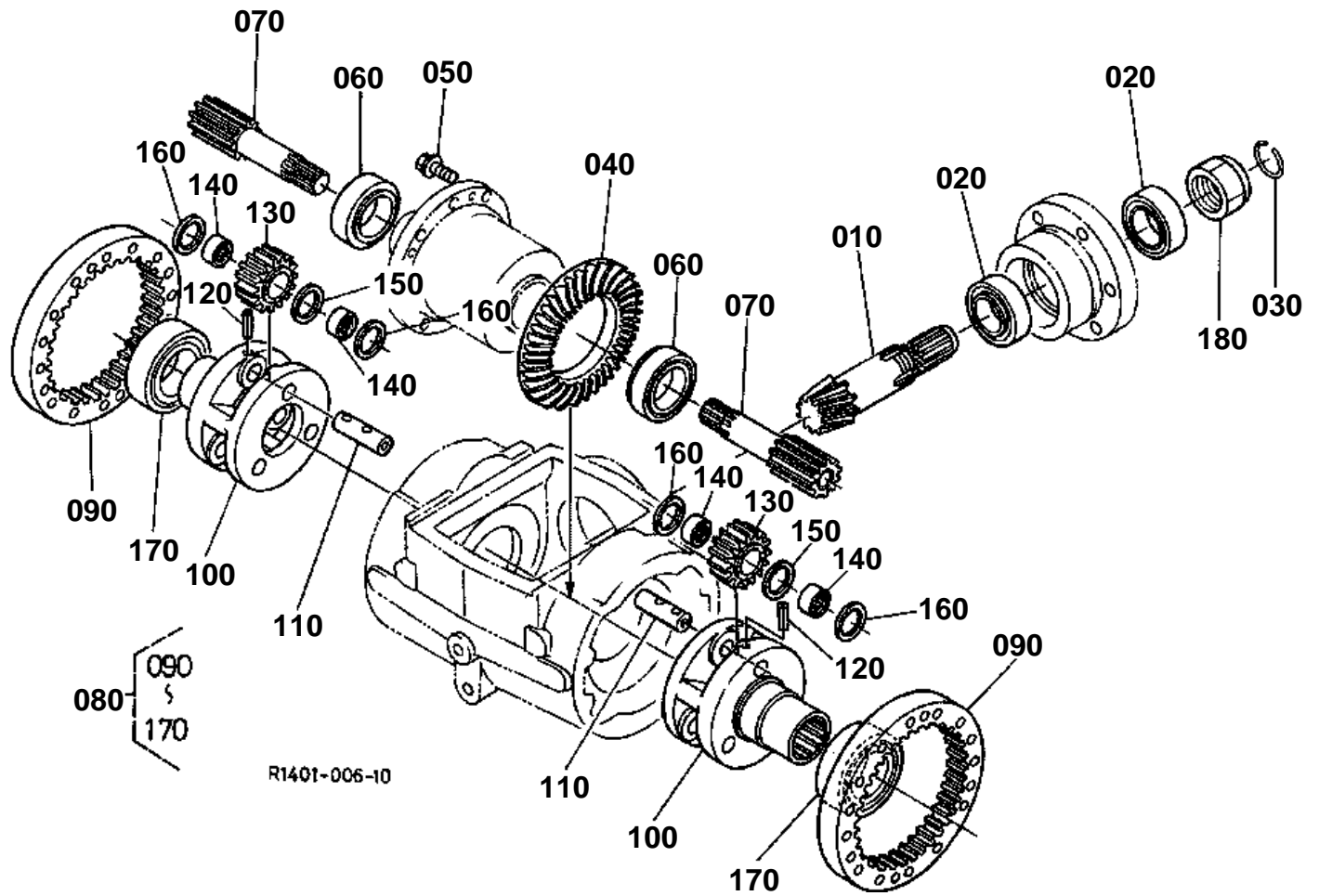


FRONT DIFFERENTIAL CASE

↔ Interchangeable; ≠ not interchangeable; ← new for old; → old for new

REF.No	Part No.	Description	Q'ty	S.No.	I/C	REMARKS	Weight (kgf)	Weight (lb)
010	R1401-23110	CASE FRONT DIFF.	1	<=11128			0	0
010	R1401-23112	CASE FRONT DIFF.	1	>=11129	←		30.5	67.1
020	68551-11150	PLUG	2				0.025	0.055
030	R1401-23130	COVER	1				1.07	2.354
040	R1401-23140	GASKET	1				0.01	0.022
050	01023-60616	BOLT	18				0.005	0.011
060	R1401-23150	HOLDER BEARING	1				3.2	7.04
070	04811-51050	O RING	1				0.003	0.0066
080	R1401-23160	SHIM	2			0.1mm	0.003	0.0066
080	R1401-23170	SHIM	2			0.2mm	0.006	0.0132
090	01173-61250	BOLT	6				0.052	0.1144
100	04512-60120	WASHER SPRING	6				0.005	0.011
110	R1401-23190	COVER	1				1.74	3.828
120	04811-50800	O RING	1				0.003	0.0066
130	09505-07212	SEAL OIL	1				0.04	0.088
140	R1401-27120	FLANGE	1				1.28	2.816
150	R1401-13920	SEAL	1				0.01	0.022
160	R1401-24180	CAP	1				0.095	0.209
170	01133-61225	BOLT	1				0.037	0.0814
180	04810-00280	O RING	1				0	0

PLANETARY GEAR (FRONT)



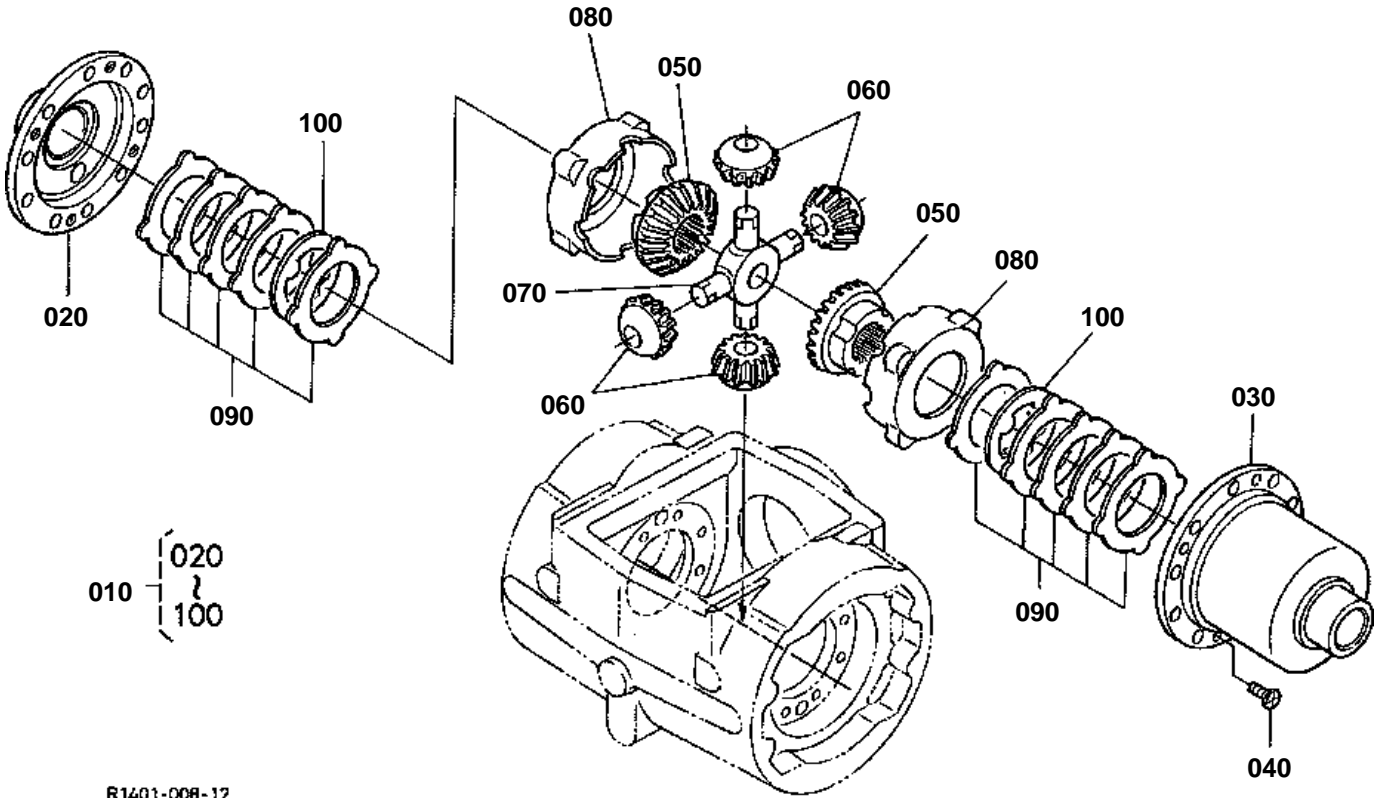


PLANETARY GEAR (FRONT)

↔ Interchangeable; ≠ not interchangeable; ← new for old; → old for new

REF.No	Part No.	Description	Q'ty	S.No.	I/C	REMARKS	Weight (kgf)	Weight (lb)
010	R1401-24150	GEAR BEVEL F	1			8T	1.346	2.9612
020	08731-32208	BEARING TAPER-ROLLER	2				0.54	1.188
030	R1401-28170	STOPPER	1			37T	0.003	0.0066
040	R1401-24210	GEAR BEVEL	1				2.814	6.1908
050	37800-43870	BOLT	10				0.026	0.0572
060	08711-32009	BEARING TAPER-ROLLER	2				0.345	0.759
070	R1401-24230	GEAR-SHAFT	2			12T	1.053	2.3166
080	R1401-24200	ASSY GEAR PLANETARY	2				3.1	6.82
090	R1401-24250	GEAR INTERNAL	2			51T	3.5	7.7
100	R1401-24280	ARM PLANETARY	2				3.158	6.9476
110	R1401-24260	PIN PLANETARY GEAR	6				0.165	0.363
120	05411-00620	PIN SPRING	6				0.002	0.0044
130	R1401-24240	GEAR	6			19T	0.429	0.9438
140	36606-28230	BEARING NEEDLE	12				0.03	0.066
150	R1401-24270	SPACER	6				0.008	0.0176
160	R1401-24290	COLLAR THRUST	12				0.009	0.0198
170	08101-06013	BEARING BALL	2				0.42	0.924
180	R1401-24160	NUT BEARING	1				0.091	0.2002

FRONT DIFFERENTIAL



R1401-008-12



FRONT DIFFERENTIAL

↔ Interchangeable; ≠ not interchangeable; ← new for old; → old for new

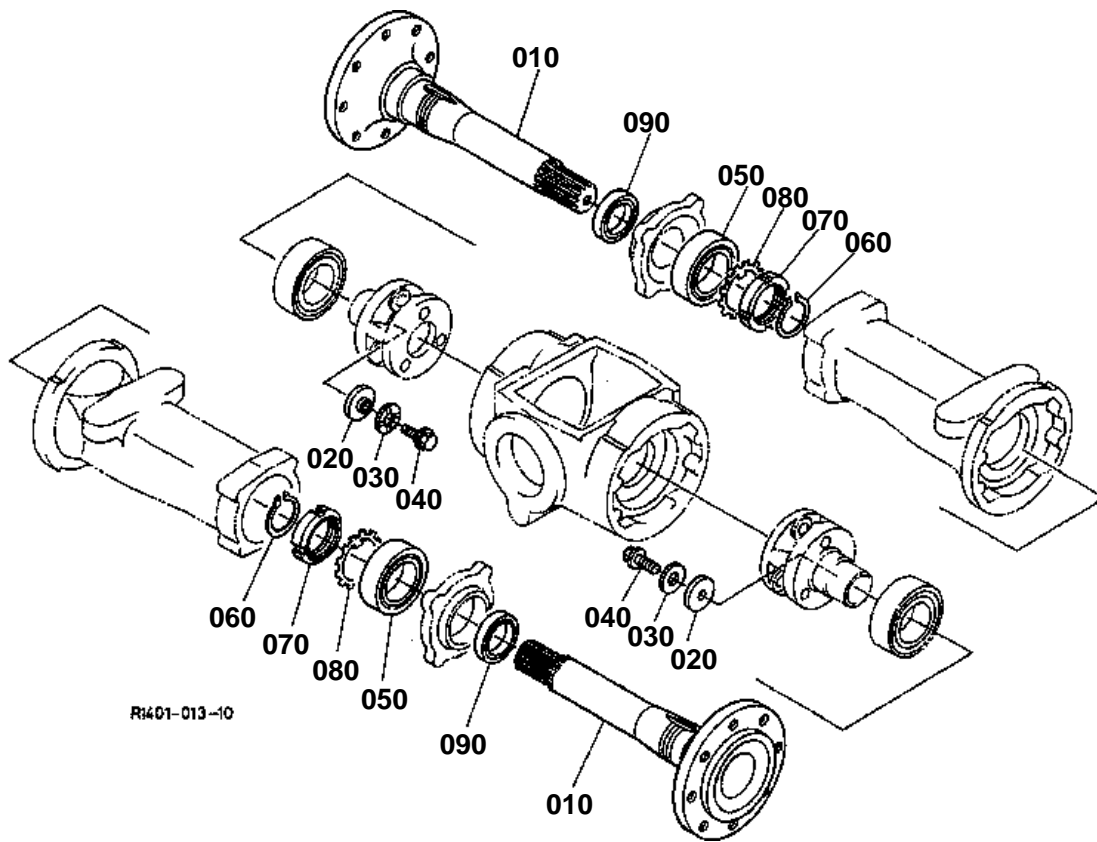
REF.No	Part No.	Description	Q'ty	S.No.	I/C	REMARKS	Weight (kgf)	Weight (lb)
010	R1401-24300	ASSY DIFF. LSD	1				6.264	13.7808
020	R1401-24370	CASE DIFFERENTIAL	1				1.2	2.64
030	R1401-24380	CASE DIFFERENTIAL	1				1.25	2.75
040	R1401-24390	SCREW CSK-HD	4				0.002	0.0044
050	R1401-24410	GEAR DIFF.SIDE	2				0.366	0.8052
060	R1401-24420	GEAR PINION	4				0.106	0.2332
070	R1401-24430	SHAFT PINION	1				0.252	0.5544
080	R1401-24440	RING	2				0.454	0.9988
090	R1401-24450	PLATE	10			1.7mm	0.043	0.0946
090	R1401-24460	PLATE	10			STD 1.8mm	0.044	0.0968
100	R1401-24470	DISK	2			1.7mm	0.041	0.0902
100	R1401-24480	DISK	2			STD 1.8mm	0.041	0.0902

**REAR AXLE CASE**

↔ Interchangeable; ≠ not interchangeable; ← new for old; → old for new

REF.No	Part No.	Description	Q'ty	S.No.	I/C	REMARKS	Weight (kgf)	Weight (lb)
010	R1401-23310	CASE AXLE	2				16.6	36.52
020	R1401-23330	GASKET	4				0.02	0.044
030	R1401-23210	HOLDER BEARING	2				1.2	2.64
040	01123-60825	BOLT	16				0.012	0.0264
050	R1401-23230	SHIM	6			0.1mm	0.002	0.0044
060	R1401-23240	SHIM	4			0.2mm	0.003	0.0066
070	R1401-23250	SHIM	2			0.5mm	0.008	0.0176
080	68881-23380	PIN	4				0.06	0.132
090	01370-11270	BOLT HEX-SOC-HD	20				0.07	0.154
100	R1401-23360	COVER AXLE	2				1.5	3.3
110	01517-51035	STUD	8				0.028	0.0616
120	02118-60100	NUT	8				0.006	0.0132
130	04512-60100	WASHER SPRING	8				0.002	0.0044
140	04811-51300	O RING	2				0.004	0.0088
150	01173-52060	BOLT	4				0.195	0.429
160	04512-60200	WASHER SPRING	4				0.02	0.044

REAR AXLE



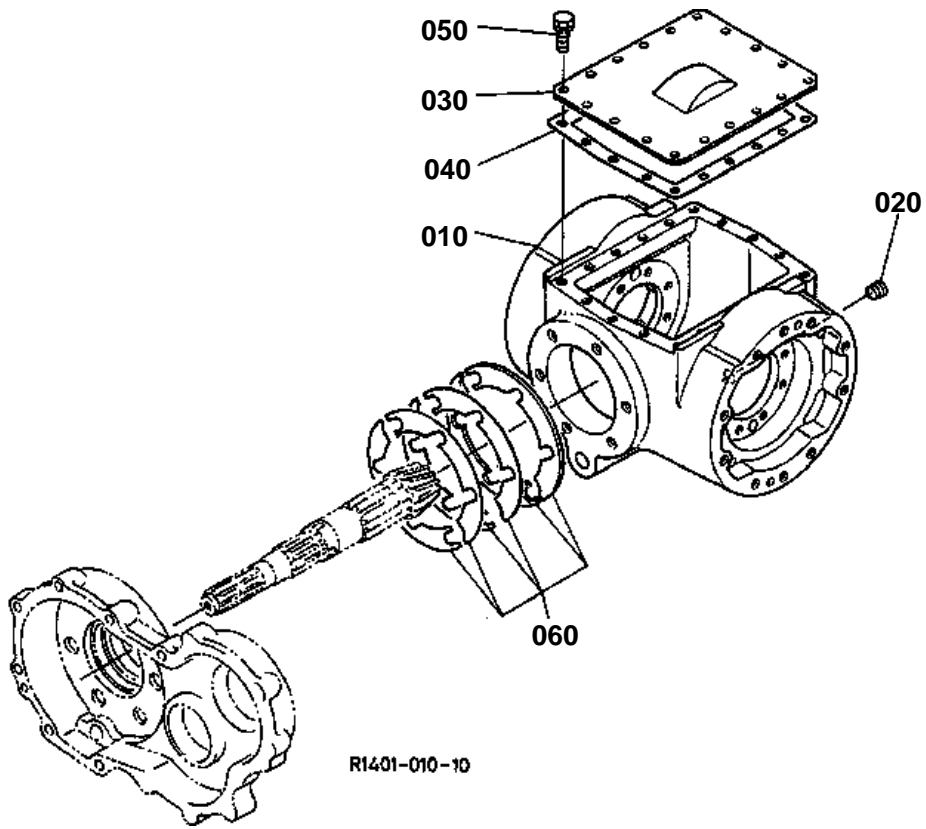
R1401-013-10

**REAR AXLE**

↔ Interchangeable; ≠ not interchangeable; ← new for old; → old for new

REF.No	Part No.	Description	Q'ty	S.No.	I/C	REMARKS	Weight (kgf)	Weight (lb)
010	R1401-24310	AXLE	2				16	35.2
020	R1401-24320	SPACER	2				0.113	0.2486
030	R1401-24330	COLLAR THRUST	2				0.034	0.0748
040	37800-43870	BOLT	2				0.026	0.0572
050	08101-06312	BEARING BALL	2				1.68	3.696
060	04612-00500	CIR CLIP EXTERNAL	2				0.009	0.0198
070	02410-00120	NUT BEARING	2				0.178	0.3916
080	04312-00120	WASHER BEARING	2				0.03	0.066
090	36830-48250	SEAL WITH SHAFT	2				0.14	0.308

REAR DIFFERENTIAL CASE



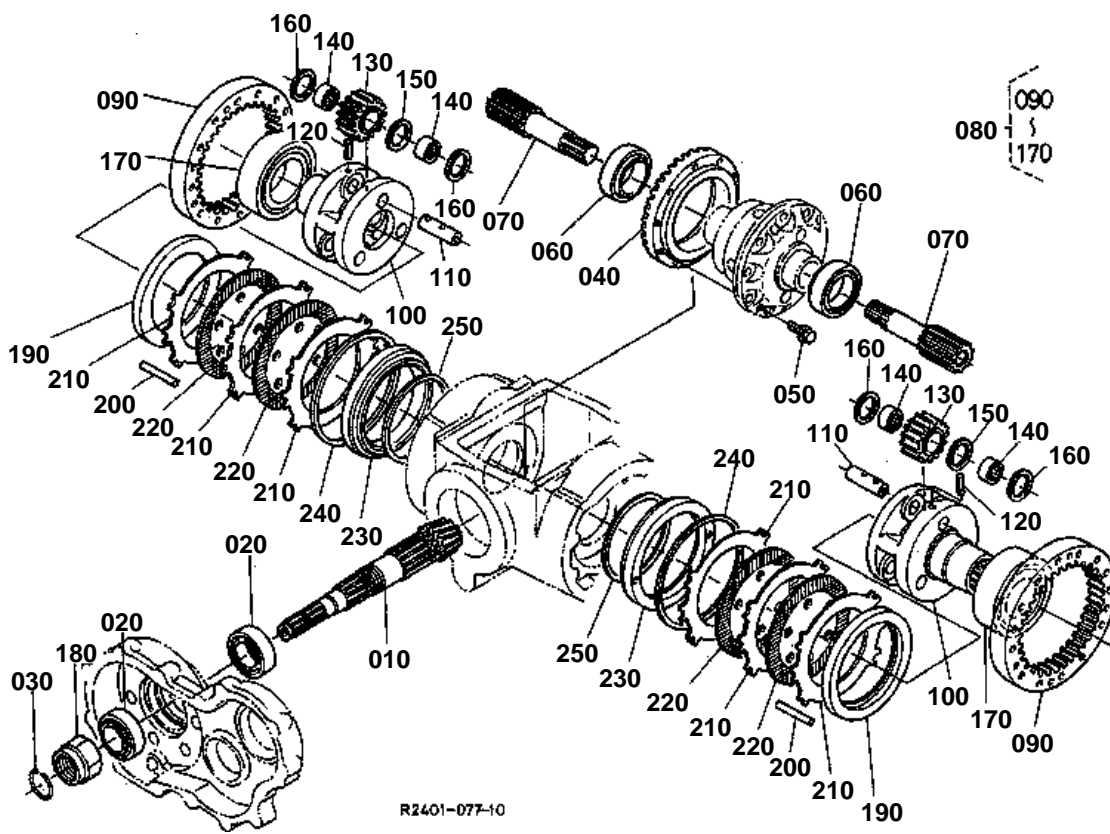


REAR DIFFERENTIAL CASE

↔ Interchangeable; ≠ not interchangeable; ← new for old; → old for new

REF.No	Part No.	Description	Q'ty	S.No.	I/C	REMARKS	Weight (kgf)	Weight (lb)
010	R2401-27110	CASE REAR DIFF.	1	<=11128			0	0
010	R2401-27113	CASE REAR DIFF.	1	>=11129	←		28	61.6
020	68551-11150	PLUG	2				0.025	0.055
030	R1401-23130	COVER	1				1.07	2.354
040	R1401-23140	GASKET	1				0.01	0.022
050	01023-60616	BOLT	18				0.005	0.011
060	R1401-23160	SHIM	2			0.1mm	0.003	0.0066
060	R1401-23170	SHIM	2			0.2mm	0.006	0.0132

PLANETARY GEAR (REAR)

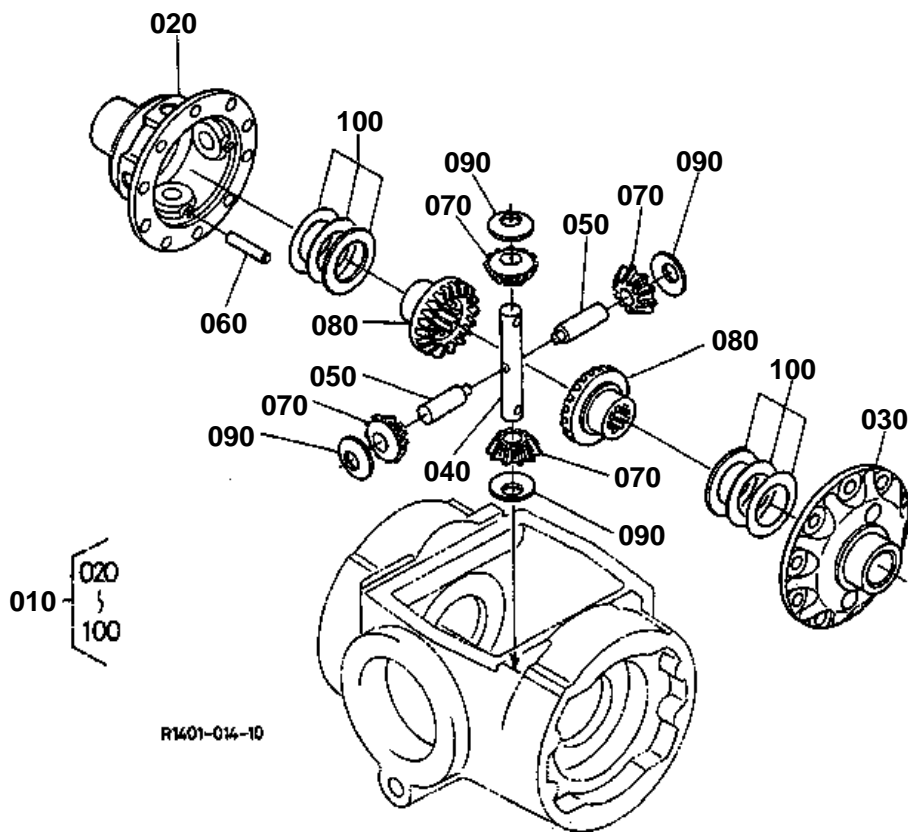


**PLANETARY GEAR (REAR)**

↔ Interchangeable; ≠ not interchangeable; ← new for old; → old for new

REF.No	Part No.	Description	Q'ty	S.No.	I/C	REMARKS	Weight (kgf)	Weight (lb)
010	R1401-28150	GEAR BEVEL R	1			8T	1.732	3.8104
020	08731-32208	BEARING TAPER-ROLLER	2				0.54	1.188
030	R1401-28170	STOPPER	1				0.003	0.0066
040	R1401-24210	GEAR BEVEL	1			37T	2.814	6.1908
050	37800-43870	BOLT	10				0.026	0.0572
060	08711-32009	BEARING TAPER-ROLLER	2				0.345	0.759
070	R1401-24230	GEAR-SHAFT	2			12T	1.053	2.3166
080	R1401-24200	ASSY GEAR PLANETARY	2				3.1	6.82
090	R1401-24250	GEAR INTERNAL	2			51T	3.5	7.7
100	R1401-24280	ARM PLANETARY	2				3.158	6.9476
110	R1401-24260	PIN PLANETARY GEAR	6				0.165	0.363
120	05411-00620	PIN SPRING	6				0.002	0.0044
130	R1401-24240	GEAR	6			19T	0.429	0.9438
140	36606-28230	BEARING NEEDLE	12				0.03	0.066
150	R1401-24270	SPACER	6				0.008	0.0176
160	R1401-24290	COLLAR THRUST	12				0.009	0.0198
170	08101-06013	BEARING BALL	2				0.42	0.924
180	R1401-24160	NUT BEARING	1				0.091	0.2002
190	R2401-29140	SPACER BRAKE	2				0.713	1.5686
200	R2401-29150	PIN BRAKE	12				0.043	0.0946
210	R2401-29210	PLATE DISK	6				0.23	0.506
220	R2401-29220	PLATE FRICTION	4				0.374	0.8228
230	R2401-29110	PISTON	2				0.922	2.0284
240	R2401-29120	SEAL BRAKE	2				0.008	0.0176
250	R2401-29130	SEAL BRAKE	2				0.006	0.0132

REAR DIFFERENTIAL



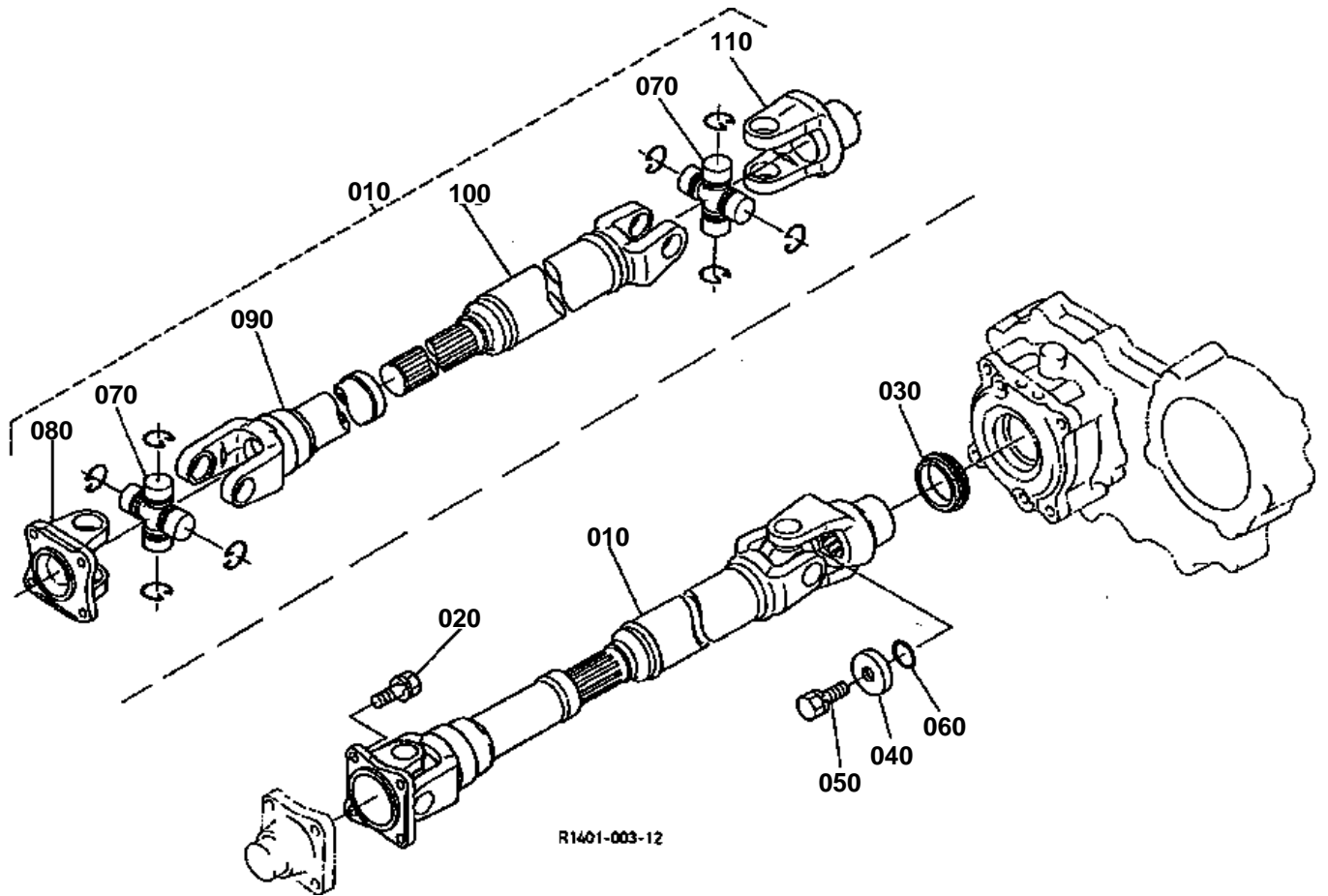


REAR DIFFERENTIAL

↔ Interchangeable; ≠ not interchangeable; ← new for old; → old for new

REF.No	Part No.	Description	Q'ty	S.No.	I/C	REMARKS	Weight (kgf)	Weight (lb)
010	R1401-23400	ASSY DIFF. STD	1				5.844	12.8568
020	R1401-23410	CASE DIFF. STD	1				2.496	5.4912
030	R1401-23430	COVER DIFF. STD	1				1.704	3.7488
040	R1401-23440	SHAFT PINION	1				0.168	0.3696
050	R1401-23450	SHAFT PINION	2				0.072	0.1584
060	R1401-23460	PIN SHAFT	3				0.01	0.022
070	R1401-23470	GEAR PINION	4				0.146	0.3212
080	R1401-23480	GEAR DIFF.SIDE	2				0.278	0.6116
090	67111-16670	COLLAR PINION THRUST	4				0.008	0.0176
100	67111-16760	SHIM	2			0.8mm	0.01	0.022
100	67111-16750	SHIM	2			1.0mm	0.011	0.0242
100	67111-16740	SHIM	2			1.2mm	0.014	0.0308

PROPELLER SHAFT

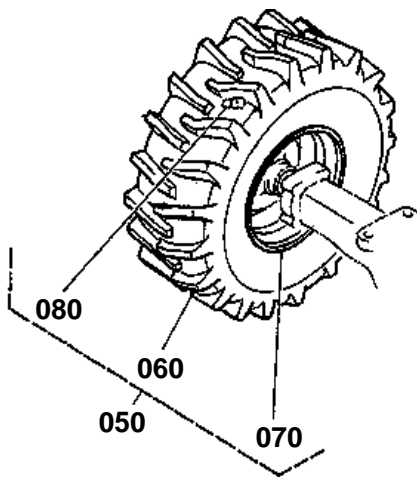




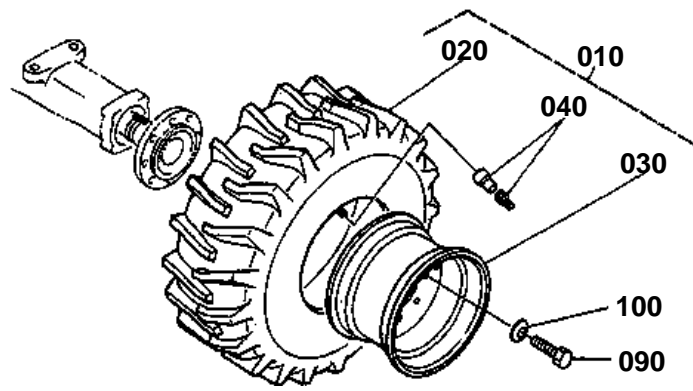
PROPELLER SHAFT

↔ Interchangeable; ≠ not interchangeable; ← new for old; → old for new

REF.No	Part No.	Description	Q'ty	S.No.	I/C	REMARKS	Weight (kgf)	Weight (lb)
010	R1401-13910	SHAFT PROPELLER	1				12	26.4
020	01133-61225	BOLT	4				0.037	0.0814
030	R1401-13920	SEAL	1				0.01	0.022
040	R1401-24180	CAP	1				0.095	0.209
050	01133-61225	BOLT	1				0.037	0.0814
060	04810-00280	O RING	1				0	0
070	68881-13920	KIT JOINT	2				0.49	1.078
080	68881-13930	YOKE FLANGE	1				1.18	2.596
090	68881-13940	YOKE SLEEVE	1				1.75	3.85
100	R1401-13950	YOKE	1				7.5	16.5
110	R1401-13960	YOKE CLAMP	1				0.97	2.134



R1401-009-10

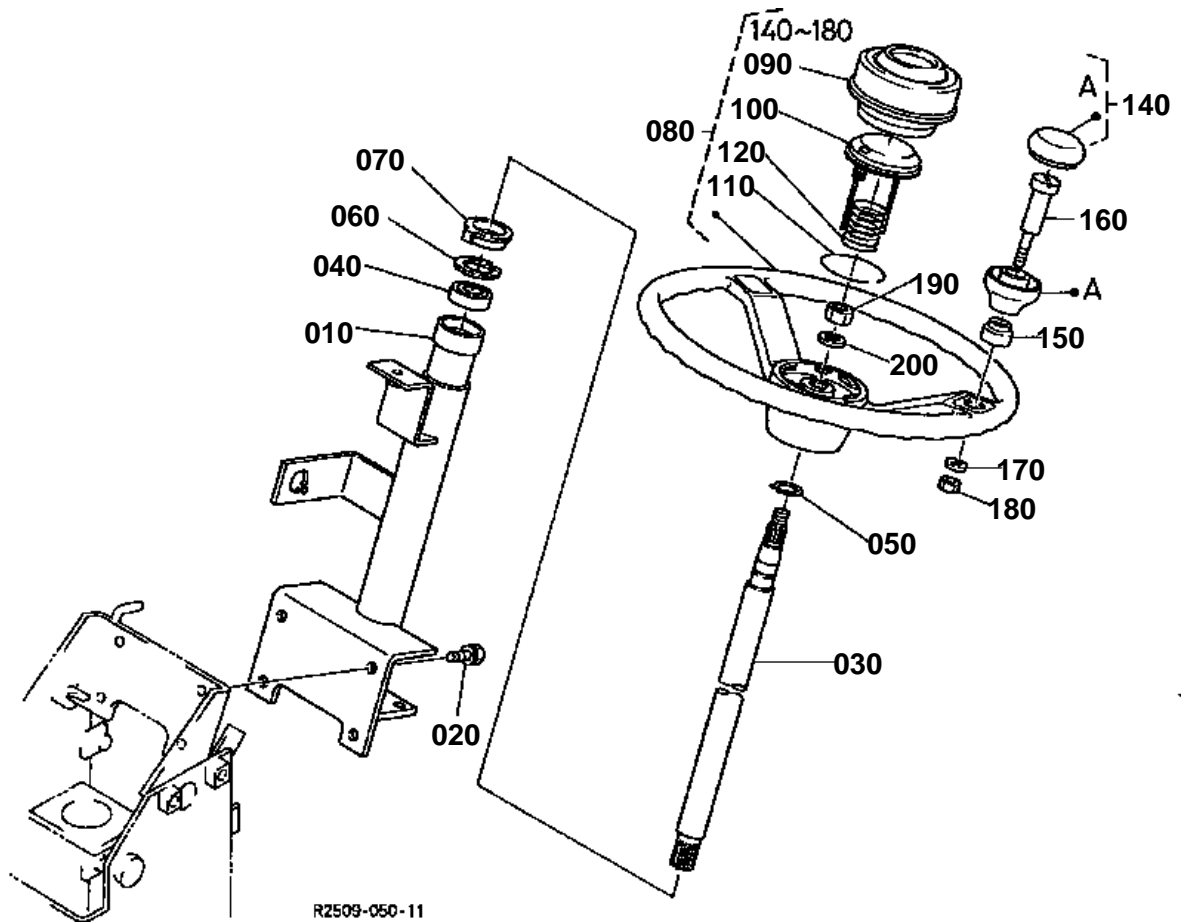


**WHEEL/TIRE**

↔ Interchangeable; ≠ not interchangeable; ← new for old; → old for new

REF.No	Part No.	Description	Q'ty	S.No.	I/C	REMARKS	Weight (kgf)	Weight (lb)
010	R2401-24600	ASSY TIRE LH	2				46	101.2
020	R2401-24810	TIRE P	2				28.1	61.82
030	R1401-24850	WHEEL	2				16.7	36.74
040	68841-24870	VALVE	2				0.02	0.044
050	R2401-24700	ASSY TIRE RH	2				46	101.2
060	R2401-24810	TIRE P	2				28.1	61.82
070	R1401-24850	WHEEL	2				16.7	36.74
080	68841-24870	VALVE	2				0.02	0.044
090	01173-61840	BOLT	32				0.11	0.242
100	36200-49130	SPRING PLATE	32				0.026	0.0572

STEERING HANDLE



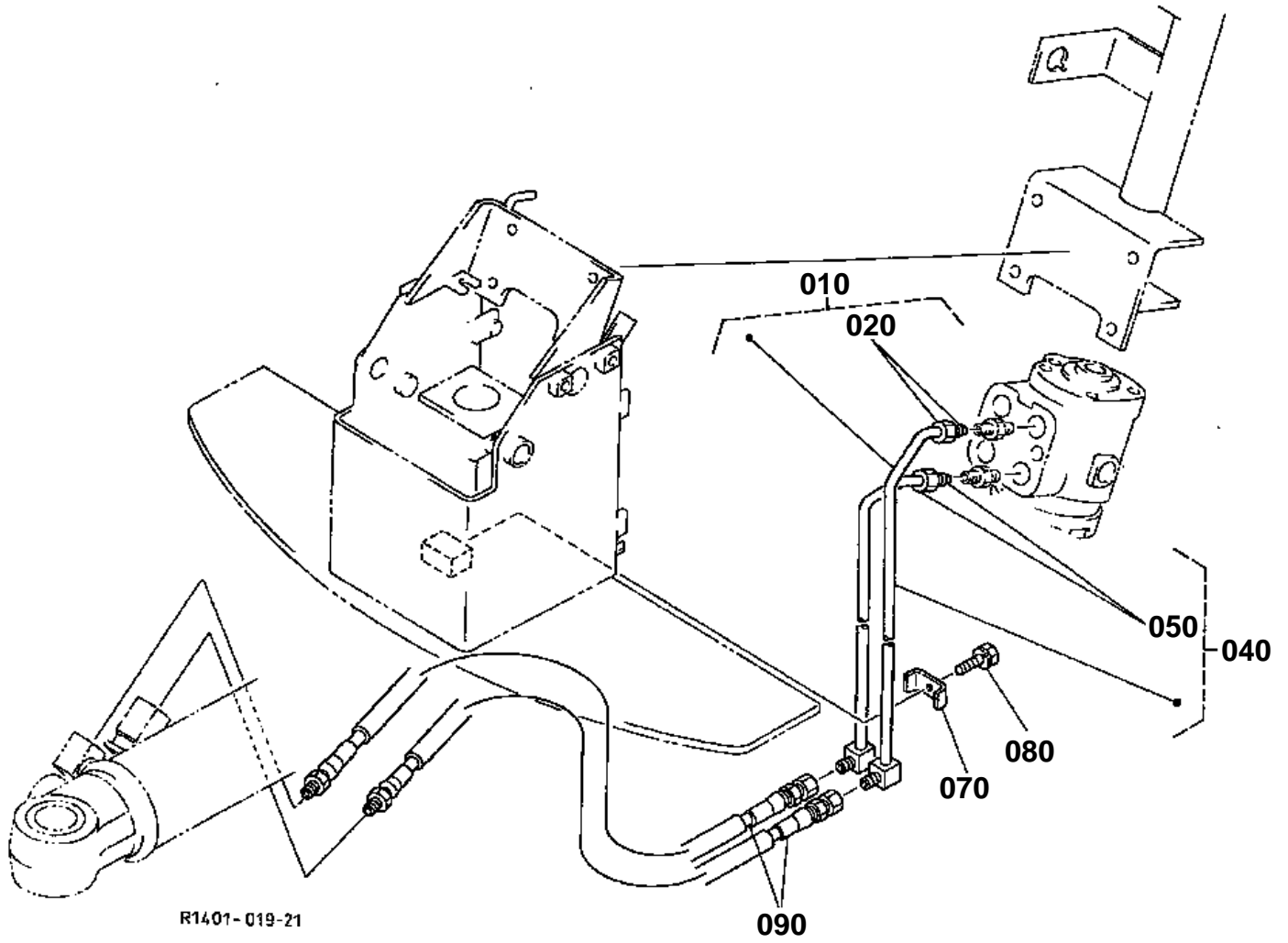


STEERING HANDLE

↔ Interchangeable; ≠ not interchangeable; ← new for old; → old for new

REF.No	Part No.	Description	Q'ty	S.No.	I/C	REMARKS	Weight (kgf)	Weight (lb)
010	R1401-31410	POST STEERING	1	<=11144			0	0
010	R1401-34115	POST STEERING	1	>=11145	←		3.32	7.304
020	01133-61025	BOLT	4				0.02	0.044
030	R1401-34130	SHAFT HANDLE	1				1.2	2.64
040	08101-06904	BEARING BALL	1				0.02	0.044
050	04612-00200	CIR CLIP EXTERNAL	1				0.001	0.0022
060	04611-00370	CIR CLIP INTERNAL	1				0.004	0.0088
070	R1401-34150	SEAL DUST	1				0.017	0.0374
080	R1401-34600	ASSY HANDLE STEERING	1				2.3	5.06
090	R1401-34620	ASSY CAP	1				0.06	0.132
100	R1401-34630	NEEDLE CONTACT	1				0.04	0.088
110	R1401-34660	SPRING LOCK	1				0.008	0.0176
120	R1401-34670	SPRING	1				0.007	0.0154
130	99999-99999	BLANK	0				0	0
140	R1401-34640	KNOB AB	1				0.1	0.22
150	R1401-34710	BUSHING	1				0.005	0.011
160	R1401-34690	SHAFT	1				0.055	0.121
170	04512-60080	WASHER SPRING	1				0.002	0.0044
180	02114-60080	NUT	1				0.002	0.0044
190	02176-60140	NUT	1				0.014	0.0308
200	04512-60140	WASHER SPRING	1				0.008	0.0176

HYDRAULIC OIL LINE (STEERING)



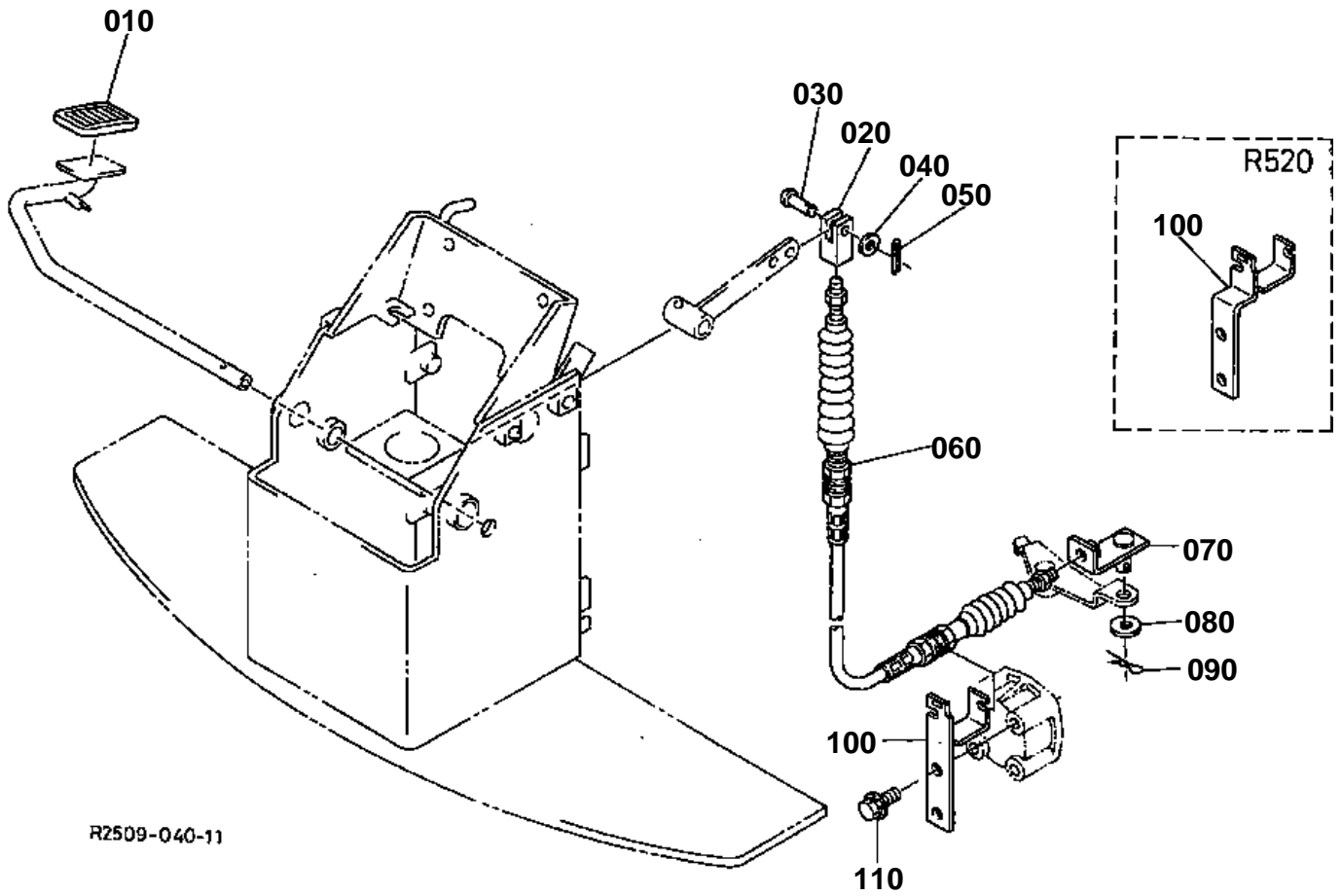


HYDRAULIC OIL LINE (STEERING)

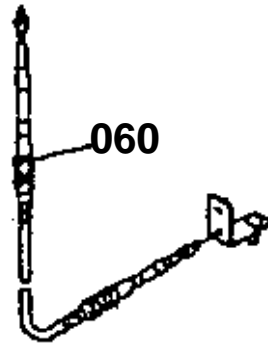
↔ Interchangeable; ≠ not interchangeable; ← new for old; → old for new

REF.No	Part No.	Description	Q'ty	S.No.	I/C	REMARKS	Weight (kgf)	Weight (lb)
010	R1401-34910	PIPE STEERING	1	≤11120			0.2	0.44
010	R1401-34914	PIPE STEERING	1	≥11121	≠		0.2	0.44
020	06020-31202	JOINT PIPE	1	≤11120			0.025	0.055
020	06020-31203	JOINT PIPE	1	≥11121	≠	NOT SALE	0.025	0.055
030	99999-99999	BLANK	0				0	0
040	R1401-34920	PIPE STEERING	1	≤11120			0.2	0.44
040	R1401-34924	PIPE STEERING	1	≥11121	≠		0.2	0.44
050	06020-31202	JOINT PIPE	1	≤11120			0.025	0.055
050	06020-31203	JOINT PIPE	1	≥11121	≠	NOT SALE	0.025	0.055
060	99999-99999	BLANK	0				0	0
070	68351-63740	CLAMP PIPE	1				0.092	0.2024
080	01133-61030	BOLT	1				0.023	0.0506
090	R1401-34930	HOSE HYDRAULIC	2				0.4	0.88

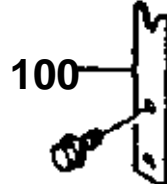
ACCELERATOR SUPPORT



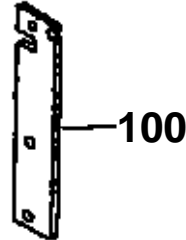
060 R1401-3525-0



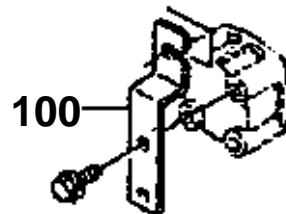
100 R1401-3526-0



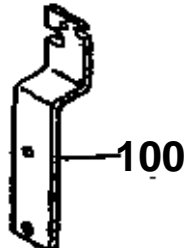
100 R2401-3531-0



100 R2501-3526-0



100 R2501-3531-0

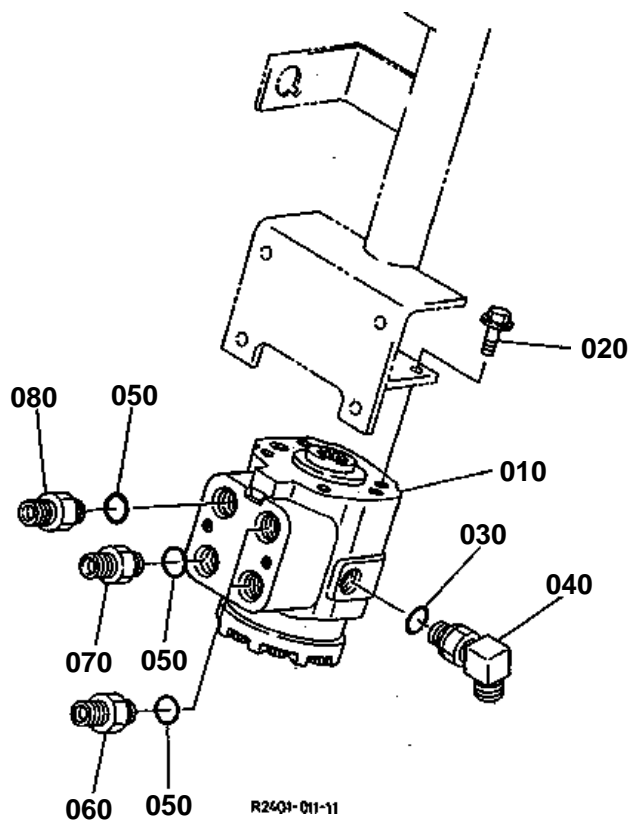


R2401-832-11

**ACCELERATOR SUPPORT**

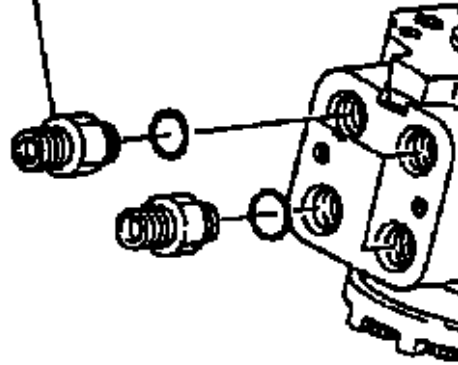
↔ Interchangeable; ≠ not interchangeable; ← new for old; → old for new

REF.No	Part No.	Description	Q'ty	S.No.	I/C	REMARKS	Weight (kgf)	Weight (lb)
010	R1401-35220	PAD ACCEL	1				0.015	0.033
020	R1401-32210	END FORK	1				0.012	0.0264
030	05122-60618	PIN JOINT	1				0.01	0.022
040	04013-60060	WASHER PLAIN	1				0.001	0.0022
050	05511-51612	PIN SPLIT	1				0.001	0.0022
060	51840-31130	WIRE HST	1	≤10194			0.405	0.891
060	R1401-35250	CABLE ACCEL	1	≥10195	↔		0	0
060	R1401-35252	CABLE ACCEL	1	≥10218	←		0.4	0.88
070	68741-35170	LEVER	1	≤10217			0.06	0.132
070	R2401-35320	LINK ACCEL.	1	≥10218	←		0.075	0.165
080	04013-60080	WASHER PLAIN	1				0.002	0.0044
090	05525-50800	PIN SNAP	1				0.001	0.0022
100	R1401-35260	SUPPORT ACCEL	1	≤10194			0.274	0.6028
100	R2401-35310	SUPPORT ACCEL	1	≥10195	←		0.4	0.88
100	R2401-35350	SUPPORT ACCEL	1	≥10218	≠		0.54	1.188
110	01123-50870	BOLT	2				0.029	0.0638



060 68131-6322-0

060



R2401-808-10

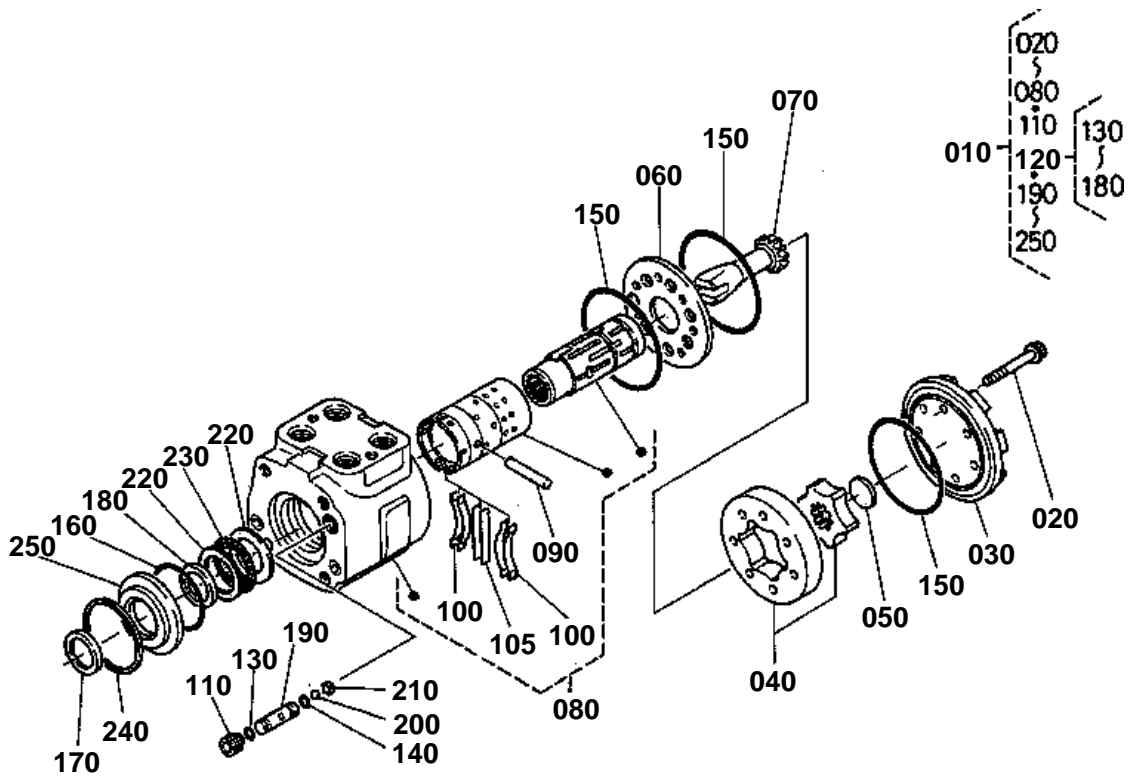


STEERING CONTROLLER

↔ Interchangeable; ≠ not interchangeable; ← new for old; → old for new

REF.No	Part No.	Description	Q'ty	S.No.	I/C	REMARKS	Weight (kgf)	Weight (lb)
010	R2401-34550	STEERING POWER	1	<=10322			5.7	12.54
010	R2401-34552	STEERING POWER	1	>=10323	←		0	0
020	01754-61025	BOLT FLANGE	4				0.02	0.044
030	04810-00090	O RING	1				0	0
040	68891-64630	JOINT	1	<=10194			0.045	0.099
040	R2401-63390	JOINT	1	>=10195	≠		0.061	0.1342
050	68011-62220	O RING	4				0.001	0.0022
060	68131-63220	BODY	3	<=10194			0.045	0.099
060	68131-63220	BODY	2	>=10195			0.045	0.099
060	R1401-68320	JOINT PIPE	2	<=11120	↔		0.04	0.088
060	R1401-68322	JOINT PIPE	2	>=11121	≠		0.05	0.11
070	R2401-63450	JOINT PIPE	1				0.055	0.121
080	R2401-63380	JOINT PIPE	1	>=10195			0	0
080	R2401-63382	JOINT PIPE	2	>=10963	←		0.1	0.22

STEERING CONTROLLER [COMPONENT PARTS] [OLD TYPE]



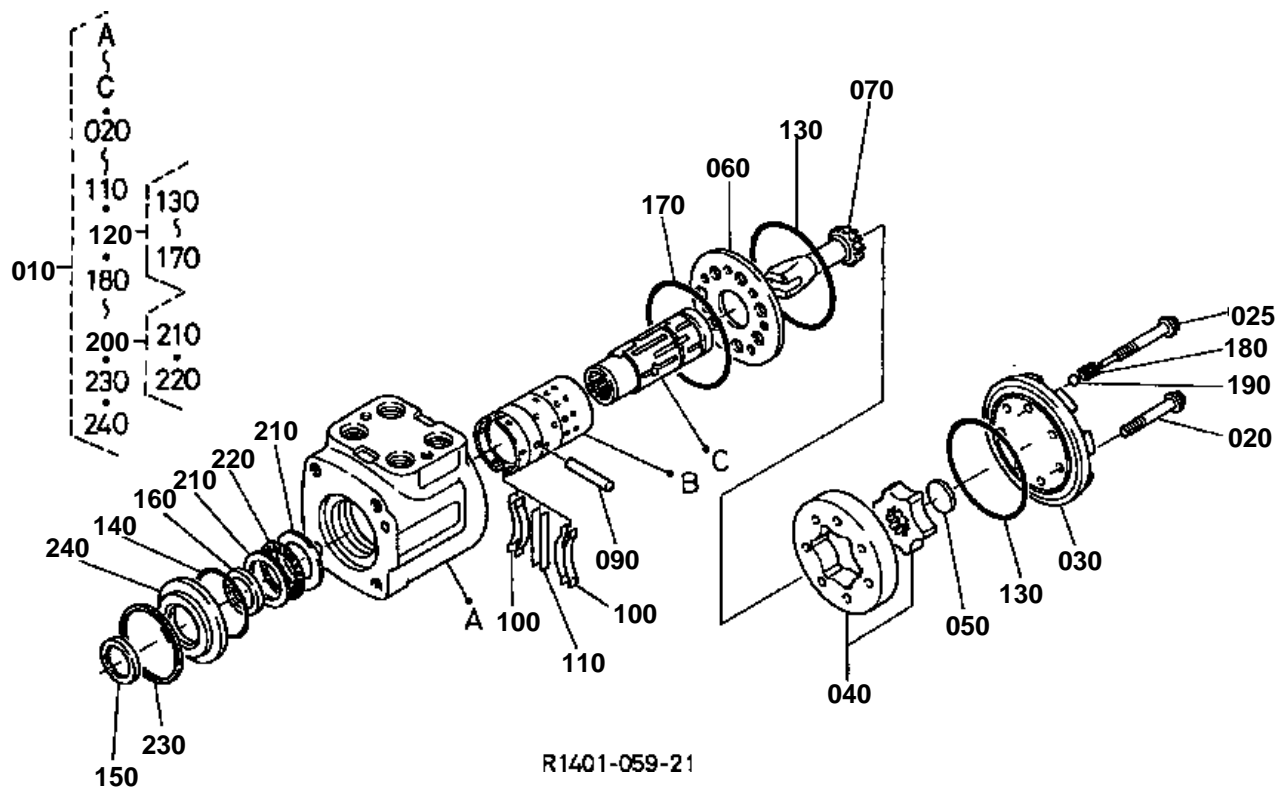
R2401-012-10



STEERING CONTROLLER [COMPONENT PARTS] [OLD TYPE]
S.No.;<=10322

↔ Interchangeable; ≠ not interchangeable; ← new for old; → old for new

REF.No	Part No.	Description	Q'ty	S.No.	I/C	REMARKS	Weight (kgf)	Weight (lb)
010	R2401-34550	STEERING POWER	1				5.7	12.54
020	68817-94510	SCREW	7				0.02	0.044
030	35999-22250	CAP END	1				0.4	0.88
040	R1401-94520	GEROTOR	1				0.665	1.463
050	68881-94530	SPACER	1				0.04	0.088
060	35999-22230	PLATE SPACER	1				0.1	0.22
070	35999-22220	DRIVE	1				0.1	0.22
080	R2401-94700	ASSY PARTS CONTROL	1				0	0
090	35999-22180	PIN	1				0.01	0.022
100	35999-22200	SPRING	4				0.002	0.0044
105	35999-22190	SPRING FLAT	2				0.001	0.0022
110	35999-22170	SCREW SET	1				0.01	0.022
120	R1401-94550	KIT SEAL	1				0.007	0.0154
130	35999-22160	O RING	1				0.001	0.0022
140	35999-22140	O RING	1				0.001	0.0022
150	35999-22080	O RING	3				0.001	0.0022
160	35999-22040	RING	1				0.005	0.011
170	35999-22110	SEAL DUST	1				0.002	0.0044
180	R1401-94570	SEAL OIL	1				0.001	0.0022
190	35999-22150	SEAT CHECK	1				0.01	0.022
200	35999-22130	BALL	1				0.002	0.0044
210	35999-22120	BALL RETAINER CHECK	1				0.001	0.0022
220	35999-22100	RACE BEARING	2				0.02	0.044
230	35999-22090	NEEDLE THRUST	1				0.01	0.022
240	35999-22070	RING RETAINING	1				0.005	0.011
250	33740-64380	BUSH	1				0.11	0.242



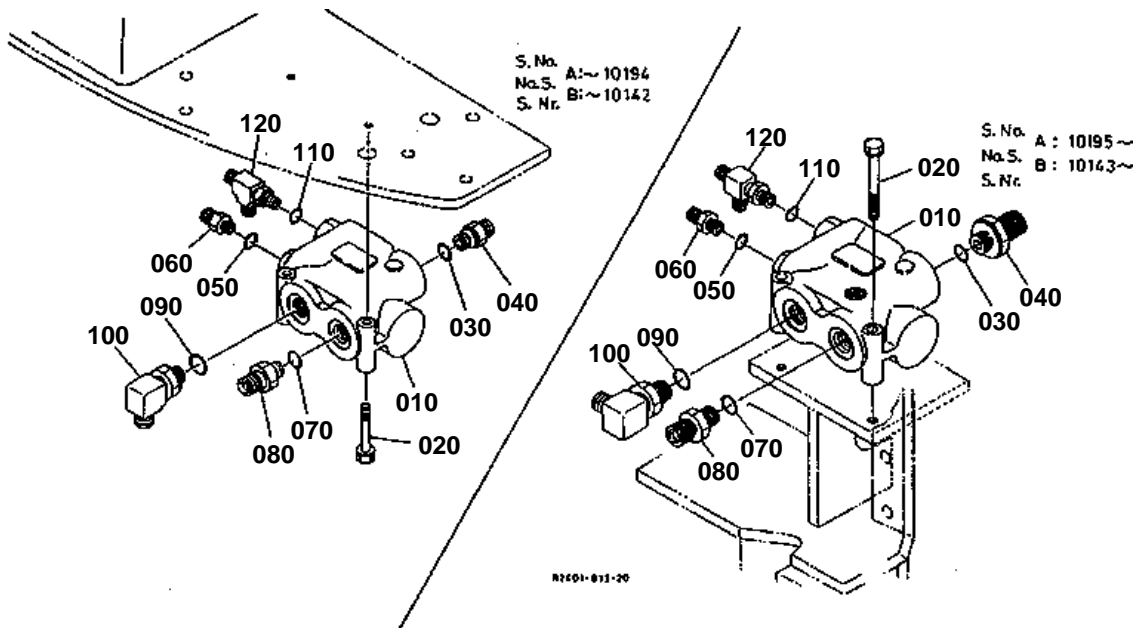


STEERING CONTROLLER [COMPONENT PARTS] [NEW TYPE]
S.No.;>=10323

↔ Interchangeable; ≠ not interchangeable; ← new for old; → old for new

REF.No	Part No.	Description	Q'ty	S.No.	I/C	REMARKS	Weight (kgf)	Weight (lb)
010	R2401-34550	STEERING POWER	1				5.7	12.54
020	68817-94510	SCREW	6				0.02	0.044
025	R1401-94540	ASSY SCREW	1				0.021	0.0462
030	35999-22250	CAP END	1				0.4	0.88
040	R1401-94520	GEROTOR	1				0.665	1.463
050	68881-94530	SPACER	1				0.04	0.088
060	35999-22230	PLATE SPACER	1				0.1	0.22
070	35999-22220	DRIVE	1				0.1	0.22
080	99999-99999	BLANK	0				0	0
090	35999-22180	PIN	1				0.01	0.022
100	35999-22200	SPRING	4				0.002	0.0044
110	35999-22190	SPRING FLAT	2				0.001	0.0022
120	R1401-94610	KIT SEAL	1				0.005	0.011
130	35999-22080	O RING	3				0.001	0.0022
140	35999-22040	RING	1				0.005	0.011
150	35999-22110	SEAL DUST	1				0.002	0.0044
160	R1401-94570	SEAL OIL	1				0.001	0.0022
170	R1401-94650	O RING	1				0.001	0.0022
180	R1401-94660	SCREW ADAPTER	1				0.002	0.0044
190	R1401-94670	BALL	1				0.001	0.0022
200	R1401-94620	KIT BEARING NEEDLE	1				0.04	0.088
210	35999-22100	RACE BEARING	2				0.02	0.044
220	35999-22090	NEEDLE THRUST	1				0.01	0.022
230	35999-22070	RING RETAINING	1				0.005	0.011
240	33740-64380	BUSH	1				0.11	0.242

PRIORITY VALVE



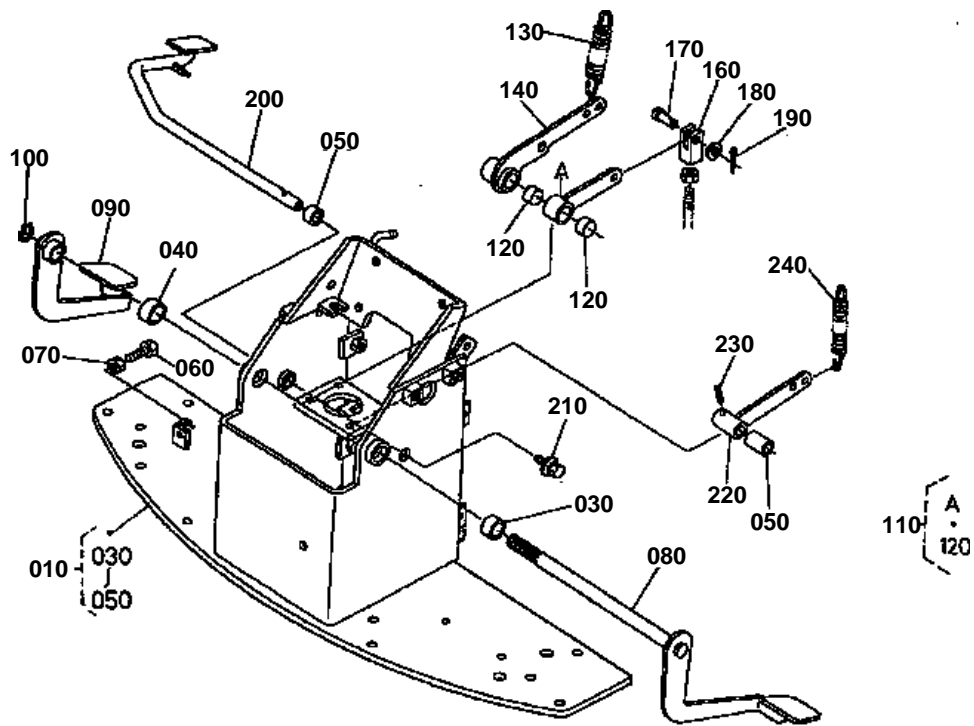


PRIORITY VALVE

↔ Interchangeable; ≠ not interchangeable; ← new for old; → old for new

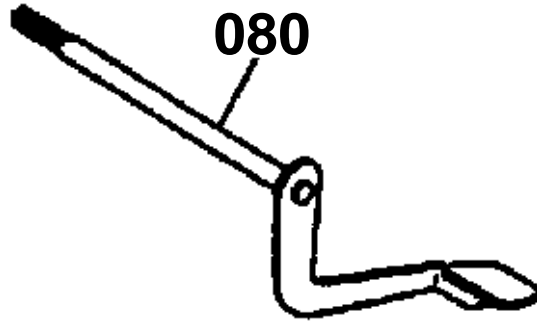
REF.No	Part No.	Description	Q'ty	S.No.	I/C	REMARKS	Weight (kgf)	Weight (lb)
010	R1401-34402	VALVE	1				2.736	6.0192
020	01123-60860	BOLT	2				0.03	0.066
030	68011-62140	O RING	1				0.001	0.0022
040	R1401-63490	JOINT PIPE	1				0.11	0.242
050	04810-00090	O RING	1				0	0
060	R2401-63450	JOINT PIPE	1	≤10194			0.055	0.121
060	R2401-63370	JOINT PIPE	1	≥10195	≠		0.027	0.0594
070	68011-62220	O RING	1				0.001	0.0022
080	R2401-63450	JOINT PIPE	1				0.055	0.121
090	68011-62140	O RING	1				0.001	0.0022
100	R1401-64230	JOINT	1	≤10194			0.28	0.616
100	69371-64310	ELBOW JOINT	1	≥10195	≠		0.165	0.363
110	04810-00090	O RING	1				0	0
120	R1401-63680	JOINT	1	≤10194			0.1	0.22
120	R2401-63680	JOINT	1	≥10195	≠		0.105	0.231

BRAKE PEDAL

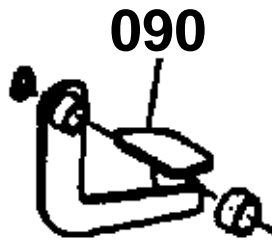


R2508-024-15

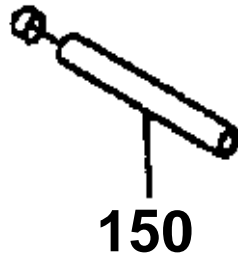
080 R1401-3212-3



090 R1401-3213-0



150 R1401-3218-0



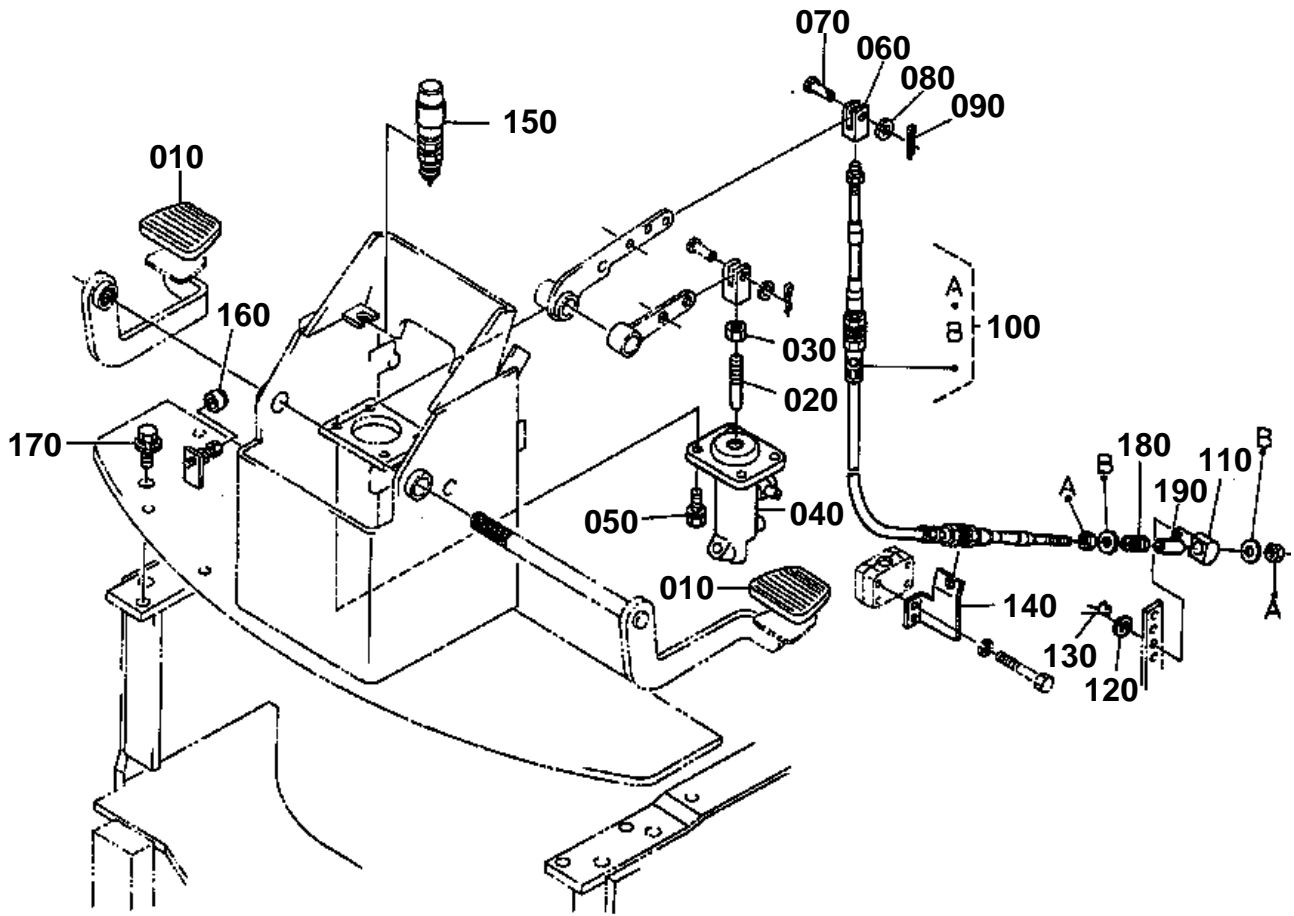
R2406-802-10

**BRAKE PEDAL**

↔ Interchangeable; ≠ not interchangeable; ← new for old; → old for new

REF.No	Part No.	Description	Q'ty	S.No.	I/C	REMARKS	Weight (kgf)	Weight (lb)
010	R1401-32204	ASSY BRACKET BRAKE	1	<=10032			0	0
010	R1401-32205	ASSY BRACKET BRAKE	1	>=10033	←		0	0
010	R1401-32206	ASSY BRACKET BRAKE	1	>=10393	←		18.3	40.26
020	99999-99999	BLANK	0				0	0
030	08511-02010	BUSH	1				0.01	0.022
040	08511-02510	BUSH	1				0.012	0.0264
050	08511-01410	BUSH	2				0.005	0.011
060	01155-60835	BOLT	1				0.015	0.033
070	02114-60080	NUT	1				0.002	0.0044
080	R1401-32120	PEDAL BRAKE LH	1	<=10217			1.2	2.64
080	R1401-32123	PEDAL BRAKE LH	1	>=10218	≠		0	0
090	R1401-32130	PEDAL BRAKE RH	1	<=10217			0	0
090	R1401-32132	PEDAL BRAKE RH	1	>=10218	≠		0.602	1.3244
100	04612-00190	CIR CLIP EXTERNAL	1				0.001	0.0022
110	R1401-32402	ASSY ARM BRAKE	1				0.223	0.4906
120	08511-02010	BUSH	2				0.01	0.022
130	R1401-32252	SPRING	1				0.027	0.0594
140	R1401-32172	LINK BRAKE	1	<=10426			0	0
140	R1401-32173	LINK BRAKE	1	>=10427	←		0.3	0.66
150	R1401-32180	COLLAR	1	<=10032			0.25	0.55
160	68841-32220	END FORK	1				0.13	0.286
170	05122-51030	PIN JOINT	1				0.02	0.044
180	04013-60100	WASHER PLAIN	1				0.003	0.0066
190	05511-50318	PIN SPLIT	1				0.001	0.0022
200	R1401-35215	PEDAL ACCEL.	1				0	0
210	01125-60816	BOLT	1				0.01	0.022
220	R1401-35230	LINK ACCEL.	1				0.095	0.209
230	05411-00325	PIN SPRING	1				0.001	0.0022
240	R1401-35240	SPRING	1	<=10032			0	0
240	R1401-35242	SPRING	1	>=10033	←		0.01	0.022

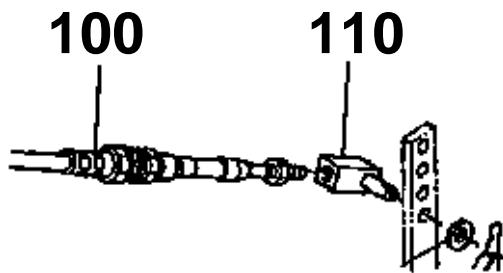
BRAKE OPERATION



R2509-025-10

100 R1401-3222-0

110 R1401-3223-0



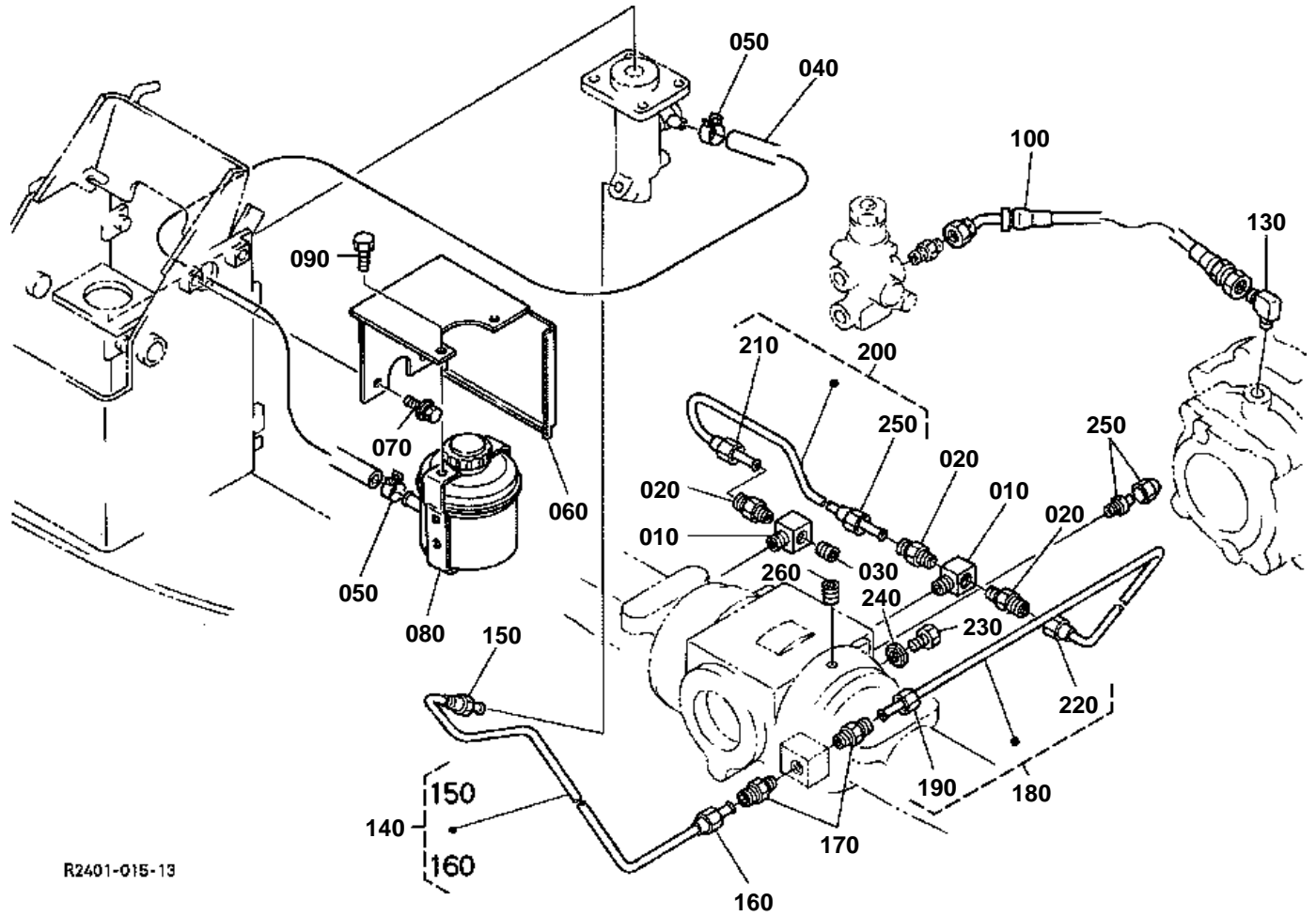
R1401-809-10

**BRAKE OPERATION**

↔ Interchangeable; ≠ not interchangeable; ← new for old; → old for new

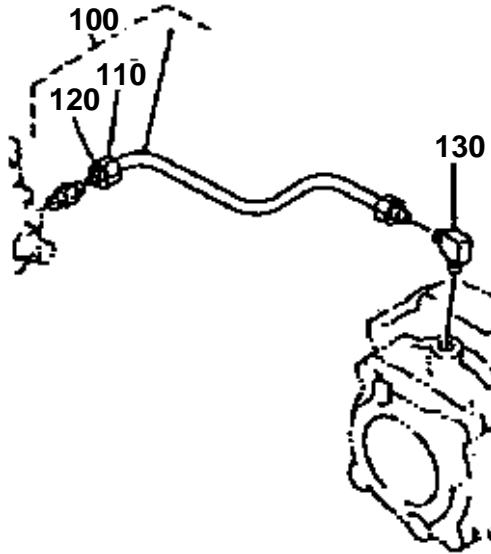
REF.No	Part No.	Description	Q'ty	S.No.	I/C	REMARKS	Weight (kgf)	Weight (lb)
010	66204-43410	COVER PEDAL REAR	2				0.06	0.132
020	68811-32152	PUSH ROD	1				0.05	0.11
030	02118-60100	NUT	1				0.006	0.0132
040	R1401-32500	ASSY CYLINDER MASTER	1				1.5	3.3
050	01123-60820	BOLT	4				0.015	0.033
060	R1401-32210	END FORK	1				0.012	0.0264
070	05122-60618	PIN JOINT	1				0.01	0.022
080	04013-60060	WASHER PLAIN	1				0.001	0.0022
090	05511-51612	PIN SPLIT	1				0.001	0.0022
100	R1401-32220	CABLE	1	≤10217			0.2	0.44
100	R1401-32222	CABLE	1	≥10218	≠		0.24	0.528
110	R1401-32230	END FORK	1	≤10217			0.033	0.0726
110	R1401-32233	END FORK	1	≥10218	≠		0.014	0.0308
120	04013-60080	WASHER PLAIN	1				0.002	0.0044
130	05525-50800	PIN SNAP	1				0.001	0.0022
140	R1401-32242	SUPPORT CABLE	1				0.27	0.594
150	54761-35950	SWITCH STOP	1				0.012	0.0264
160	35593-83980	CAP RUBBER	1				0.001	0.0022
170	01135-61025	BOLT	4				0.04	0.088
180	R1401-32260	SPRING	1	≥10218			0.001	0.0022
190	R1401-32270	COLLAR SPRING	1	≥10218			0.005	0.011

BRAKE PIPING



R2401-015-13

100 R1401-3271-4
110 68221-6834-0
120 68221-6835-0
130 68331-6323-0

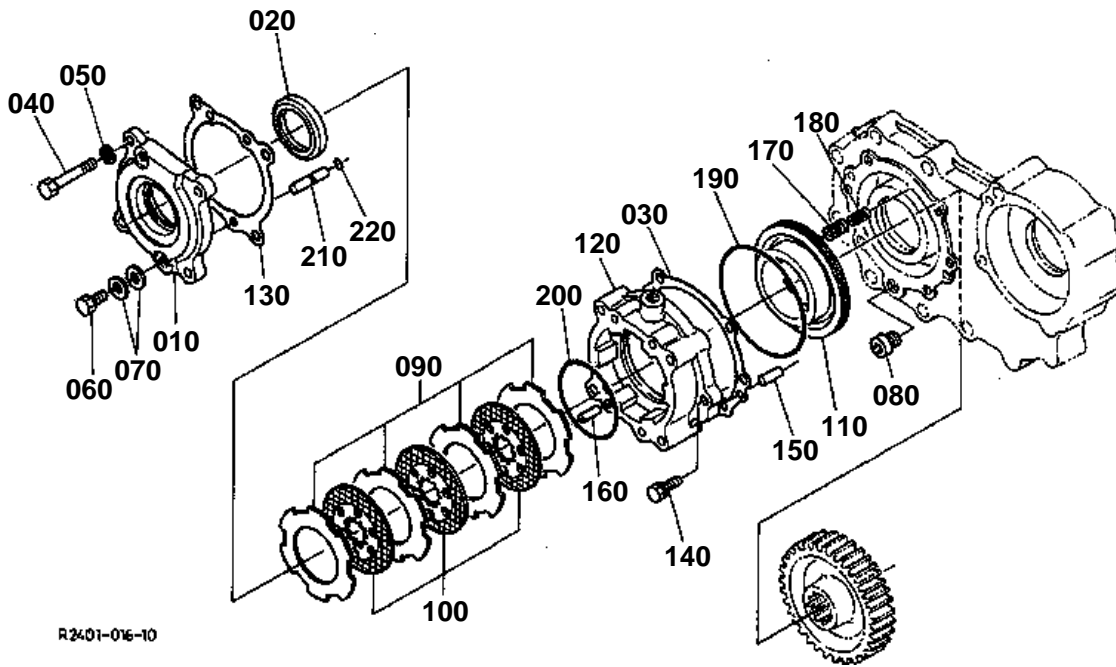


R2401-830-11

**BRAKE PIPING**

↔ Interchangeable; ≠ not interchangeable; ← new for old; → old for new

REF.No	Part No.	Description	Q'ty	S.No.	I/C	REMARKS	Weight (kgf)	Weight (lb)
010	68811-32830	ADAPTER	2				0.08	0.176
020	68551-32280	CONNECTOR	3				0.01	0.022
030	06312-10010	PLUG	1				0.007	0.0154
040	R1401-32810	HOSE BRAKE	1				0.08	0.176
050	68811-32880	CLAMP HOSE	2				0.005	0.011
060	R1401-32820	COVER TANK	1				0.436	0.9592
060	R2401-91380	KIT COVER A	1			KTC	0.02	0.044
060	R2401-91480	KIT COVER (B)	1			KCL	0.43	0.946
070	01125-60816	BOLT	2				0.01	0.022
080	68841-32820	ASSY TANK OIL	1				0.23	0.506
090	01053-60610	BOLT	2				0.005	0.011
100	R1401-32714	PIPE BRAKE	1	≤10316			0	0
100	R2401-64310	HOSE HYDRAULIC	2	≥10317	←		0.035	0.077
110	68221-68340	NUT	2	≤10316		NOT SALE	0	0
120	68221-68350	SLEEVE	2	≤10316		NOT SALE	0	0
130	68331-63230	JOINT	1				0	0
130	06114-52021	JOINT	1		↔		0.05	0.11
140	R2401-32720	PIPE BRAKE	1	≤10194			0	0
140	R2401-32723	PIPE BRAKE	1	≥10195	←		0.06	0.132
150	68551-32390	NUT	1			NOT SALE	0	0
160	68551-32380	NUT	1			NOT SALE	0	0
170	68551-32280	CONNECTOR	2				0.01	0.022
180	R2401-32730	PIPE BRAKE	1				1	2.2
190	68551-32380	NUT	2			NOT SALE	0	0
200	R2401-32740	PIPE BRAKE	1				0.042	0.0924
210	68551-32380	NUT	2			NOT SALE	0	0
220	68311-13380	PLUG	2				0.003	0.0066
230	06331-35016	PLUG	2				0.04	0.088
240	04717-01600	WASHER WITH RUBBER	2				0.003	0.0066
250	68551-24450	BLEEDER AIR	2				0.015	0.033



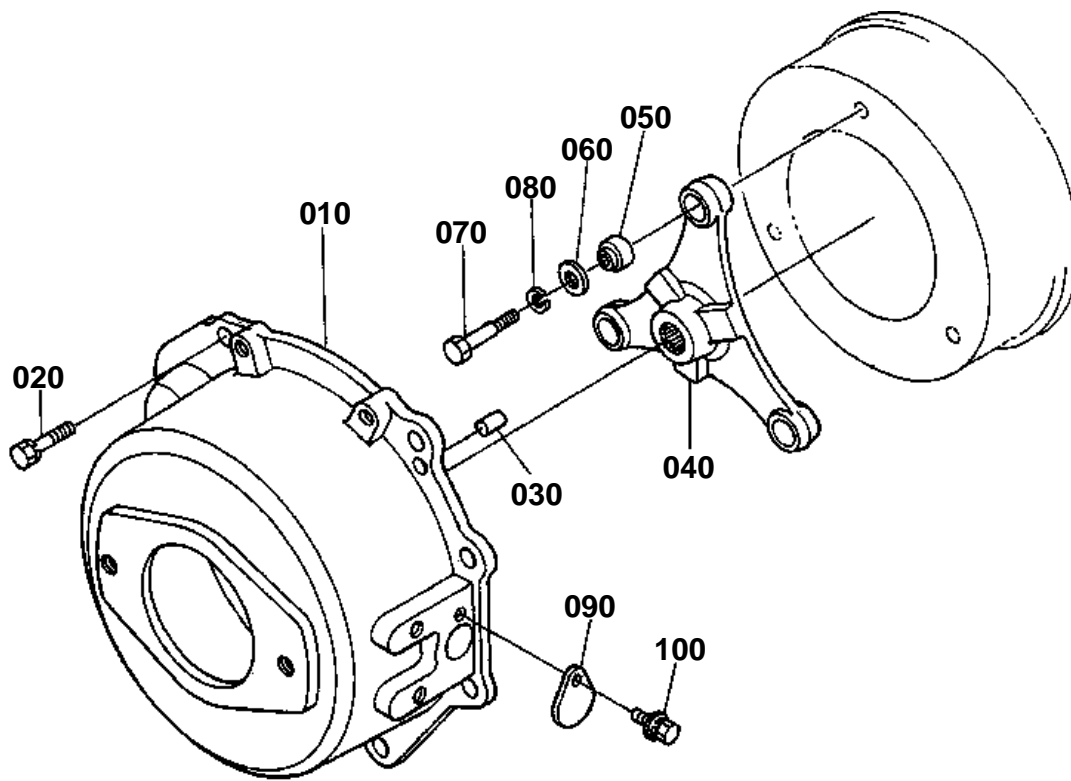
R2401-016-10

**BRAKE**

↔ Interchangeable; ≠ not interchangeable; ← new for old; → old for new

REF.No	Part No.	Description	Q'ty	S.No.	I/C	REMARKS	Weight (kgf)	Weight (lb)
010	R2401-15210	COVER BRAKE	1				2.42	5.324
020	09505-07212	SEAL OIL	1				0.04	0.088
030	68881-15222	GASKET BRAKE	1				0.005	0.011
040	01173-61285	BOLT	4				0.08	0.176
050	04512-60120	WASHER SPRING	4				0.005	0.011
060	01173-61220	BOLT	2				0.029	0.0638
070	04013-60120	WASHER PLAIN	4				0.01	0.022
080	68171-11170	PLUG	1				0.02	0.044
090	68881-15230	PLATE	4				0.15	0.33
100	R1401-15240	PLATE FRICTION	3				0.135	0.297
110	68881-15610	PISTON PACKING	1				0.92	2.024
120	68881-15622	RETAINER PISTON	1	≤10673		NOT SALE	0	0
120	68881-15623	RETAINER PISTON	1	≥10674	≠		2.88	6.336
130	68881-15653	GASKET NA	1				0.005	0.011
140	01133-61240	BOLT	2				0.05	0.11
150	05012-01025	PIN STRAIGHT	2				0.016	0.0352
160	05012-00820	PIN STRAIGHT	2				0.008	0.0176
170	68841-15630	SPRING BRAKE	22	≤10156			0	0
170	68841-15632	SPRING BRAKE	22	≥10157	≠		0.014	0.0308
180	68841-15640	SPRING BRAKE	22	≤10156			0.01	0.022
180	R1401-15640	SPRING BRAKE	22	≥10157	≠		0.006	0.0132
190	68881-15630	SEAL PISTON	1				0.007	0.0154
200	68881-15640	SEAL PISTON	1				0.006	0.0132
210	68881-15660	PIN	2				0.02	0.044
220	04811-10050	O RING	2				0.001	0.0022

PUMP HOUSING



R1401-034-10

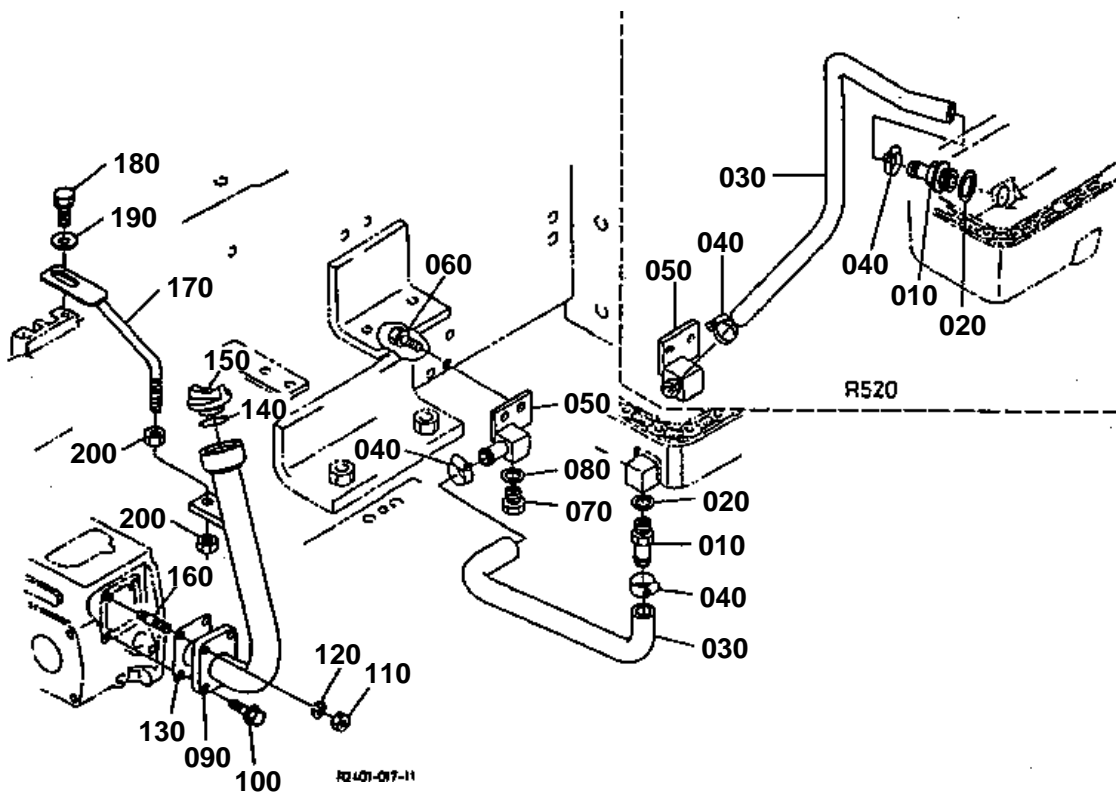


PUMP HOUSING

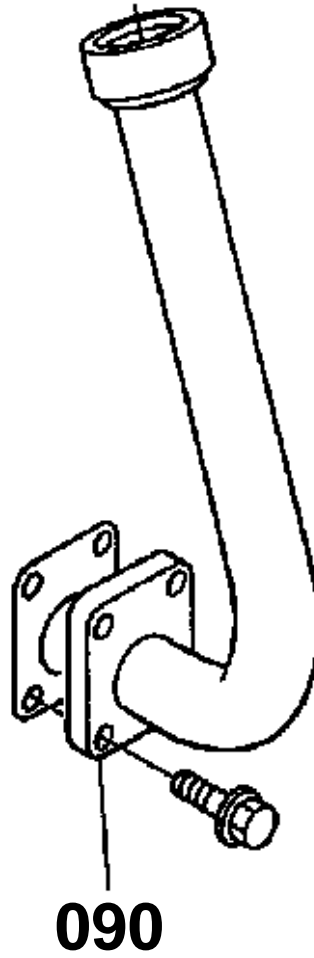
↔ Interchangeable; ≠ not interchangeable; ← new for old; → old for new

REF.No	Part No.	Description	Q'ty	S.No.	I/C	REMARKS	Weight (kgf)	Weight (lb)
010	R1401-42610	HOUSING PUMP	1	<=10793			0	0
010	R1401-42613	HOUSING PUMP	1	>=10794	≠		11.8	25.96
020	01133-61225	BOLT	8				0.037	0.0814
030	05012-01025	PIN STRAIGHT	2				0.016	0.0352
040	R1401-42643	FLANGE COUPLING	1				2.18	4.796
050	68881-42620	COUPLING RUBBER	3				0.04	0.088
060	68881-42670	WASHER	3				0.02	0.044
070	68881-42660	BOLT	3				0.05	0.11
080	04512-60120	WASHER SPRING	3				0.005	0.011
090	R1401-42630	COVER	1				0.013	0.0286
100	01125-60816	BOLT	1				0.01	0.022

DRAIN PIPING



090 R1401-4285-0



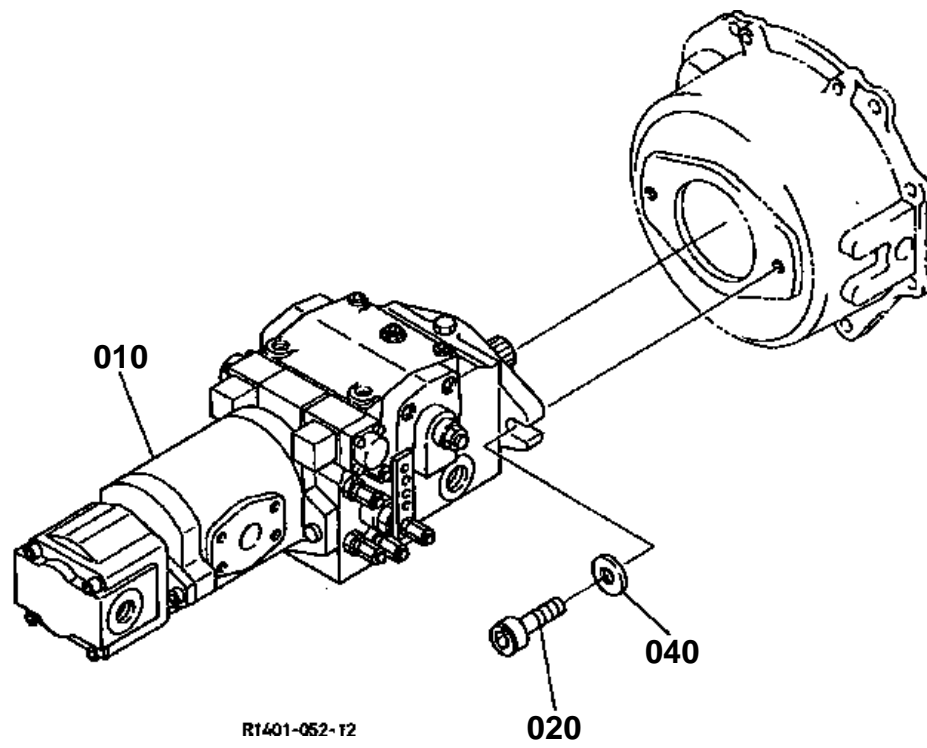
090

R1401-811-10

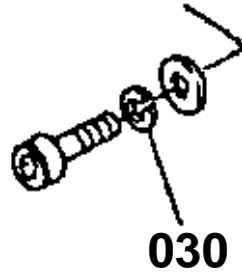
**DRAIN PIPING**

↔ Interchangeable; ≠ not interchangeable; ← new for old; → old for new

REF.No	Part No.	Description	Q'ty	S.No.	I/C	REMARKS	Weight (kgf)	Weight (lb)
010	15434-33260	JOINT PIPE	1				0.05	0.11
020	04724-00160	GASKET	1				0.003	0.0066
030	R1401-42822	TUBE DRAIN	1				0.144	0.3168
040	68311-72810	CLAMP HOSE	2	≤10859			0.02	0.044
040	RC101-64580	CLAMP HOSE	2	≥10860	←		0.018	0.0396
050	R1401-42834	JOINT PIPE	1				0.278	0.6116
060	01133-61030	BOLT	2				0.023	0.0506
070	06331-45016	PLUG	1	≤10322			0.05	0.11
070	R1401-42840	PLUG DRAIN	1	≥10323	←		0.053	0.1166
080	04724-00160	GASKET	1				0.003	0.0066
090	R1401-42850	FLANGE OIL FILLER	1	≤10217			0	0
090	R1401-42856	FLANGE OIL FILLER	1	≥10218	≠		0.7	1.54
100	01023-60616	BOLT	2				0.005	0.011
110	02056-60060	NUT	2				0.002	0.0044
120	04512-60060	WASHER SPRING	2				0.001	0.0022
130	15472-54550	GASKET NA	1				0.001	0.0022
140	04811-50300	O RING	1				0	0
150	15852-33140	PLUG OIL FILLER	1				0.038	0.0836
160	15221-88210	STUD	2				0.005	0.011
170	R1401-42870	STAY FLASHER	1	≥10218			0	0
170	R1401-42872	STAY FLASHER	1	≥10264	←		0.114	0.2508
180	01123-60825	BOLT	1	≥10218			0.012	0.0264
190	04015-60080	WASHER PLAIN	1	≥10218			0.01	0.022
200	02114-60080	NUT	2	≥10218			0.002	0.0044



030 04512-60140

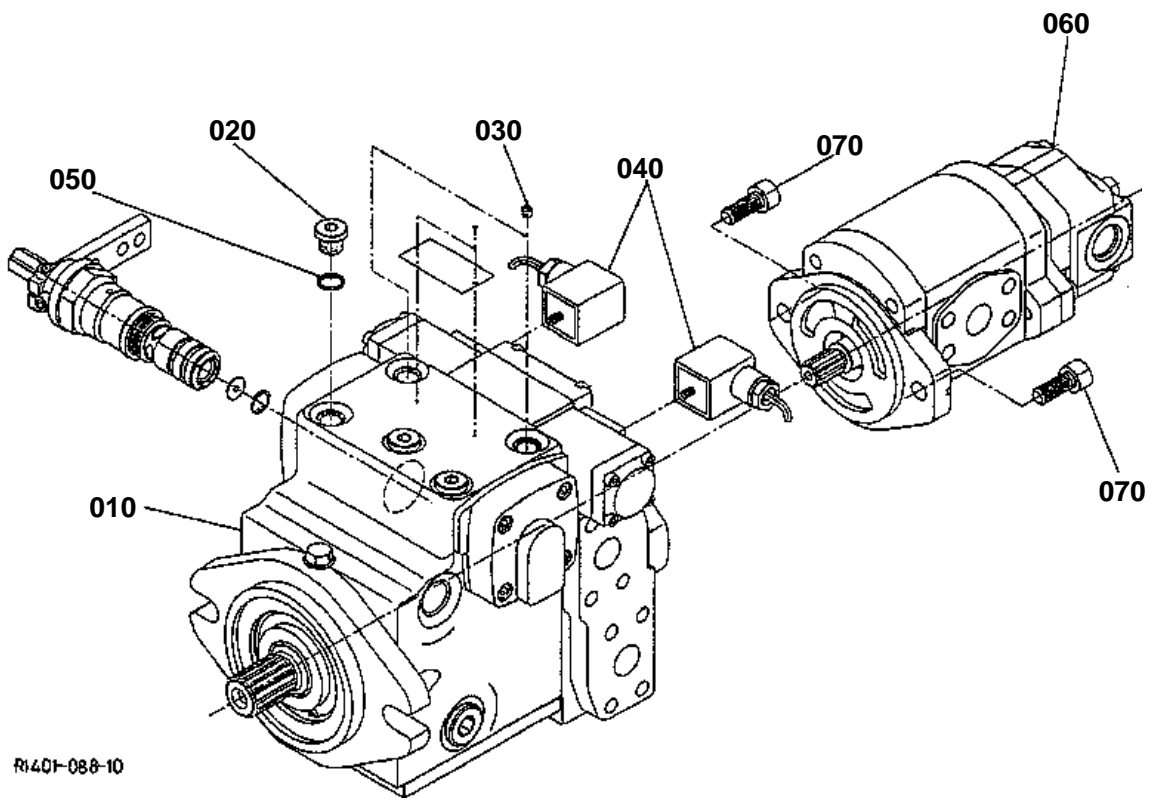


R1401-835-11

**LST PUMP**

↔ Interchangeable; ≠ not interchangeable; ← new for old; → old for new

REF.No	Part No.	Description	Q'ty	S.No.	I/C	REMARKS	Weight (kgf)	Weight (lb)
010	R1401-61110	PUMP LST	1	<=10392			0	0
010	R1401-61112	PUMP LST	1	>=10393	←		36	79.2
020	R1401-61120	BOLT HEX-SOC-HD	2				0.069	0.1518
030	04512-60140	WASHER SPRING	2	<=10684			0.008	0.0176
040	04013-60140	WASHER PLAIN	2	<=10684			0.01	0.022
040	R1401-61130	WASHER	2	>=10685	≠		0.013	0.0286



R140F-088-10

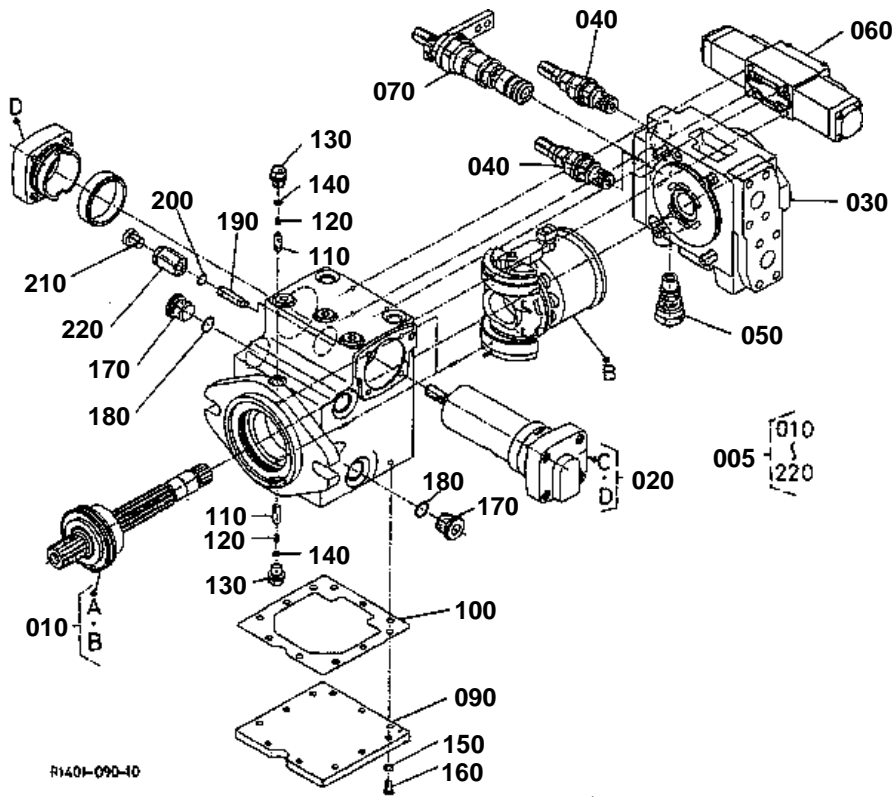


LST PUMP [COMPONENT PARTS]

↔ Interchangeable; ≠ not interchangeable; ← new for old; → old for new

REF.No	Part No.	Description	Q'ty	S.No.	I/C	REMARKS	Weight (kgf)	Weight (lb)
010	R1401-96100	PUMP PISTON	1	<=10392			0	0
010	R1401-96102	PUMP PISTON	1	>=10393	←		27.35	60.17
020	R1401-96110	PLUG	3				0.016	0.0352
030	R1401-96130	ORIFICE	2				0.001	0.0022
040	R1401-96140	WIRING	1				0.115	0.253
050	04810-00110	O RING	3				0	0
060	R1401-96900	PUMP GEAR	1				6.5	14.3
070	01315-11025	BOLT HEX-SOC-HD	2				0.024	0.0528

PISTON PUMP [COMPONENT PARTS]

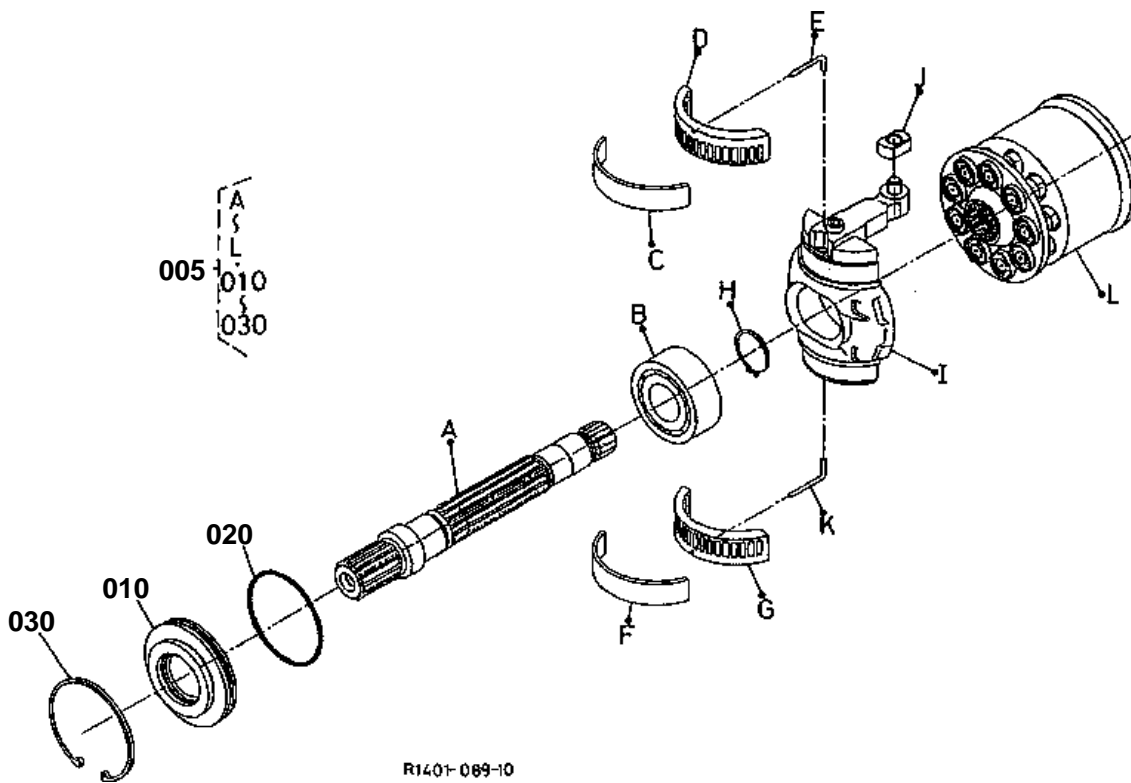




PISTON PUMP [COMPONENT PARTS]

↔ Interchangeable; ≠ not interchangeable; ← new for old; → old for new

REF.No	Part No.	Description	Q'ty	S.No.	I/C	REMARKS	Weight (kgf)	Weight (lb)
005	R1401-96100	PUMP PISTON	1	<=10392			0	0
005	R1401-96102	PUMP PISTON	1	>=10393	←		27.35	60.17
010	R1401-96200	ASSY ROTARY	1	<=10650			0	0
010	R1401-96202	ASSY ROTARY	1	>=10651	←		4.7	10.34
020	R1401-96300	ASSY CYLINDER	1				2.7	5.94
030	R1401-96400	ASSY COVER	1				0.8	1.76
040	R1401-96600	ASSY VALVE	2				0.2	0.44
050	R1401-96650	ASSY VALVE	1				0.1	0.22
060	R1401-96500	ASSY CONTROL SECTION	1				1.724	3.7928
070	R1401-96800	ASSY VALVE	1				0.7	1.54
080	99999-99999	BLANK	0				0	0
090	R1401-96240	COVER	1				1	2.2
100	R1401-96250	GASKET	1				0.005	0.011
110	R1401-96180	PIN	2				0.006	0.0132
120	R1401-96170	SPRING	2				0.001	0.0022
130	R1401-96150	PLUG	2				0.015	0.033
140	R1401-96160	O RING	2				0.001	0.0022
150	R1401-96260	SEAL FASNA	2				0.001	0.0022
160	01311-10612	BOLT HEX-SOC-HD	11				0.01	0.022
170	R1401-96190	PLUG	2				0.046	0.1012
180	04810-00180	O RING	2				0	0
190	R1401-96210	PIN	1				0.02	0.044
200	04811-06120	O RING	1				0	0
210	R1401-96230	PLUG	1				0.013	0.0286
220	R1401-96220	NUT	1				0.055	0.121



R1401-089-10

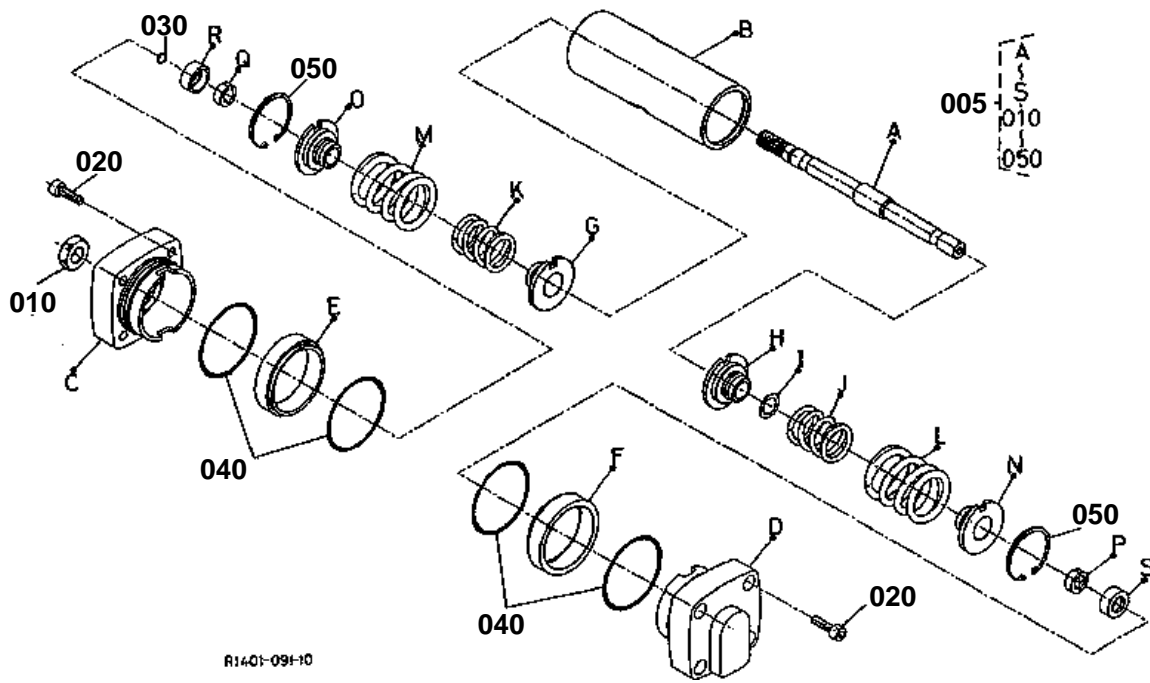


ROTARY [COMPONENT PARTS]

↔ Interchangeable; ≠ not interchangeable; ← new for old; → old for new

REF.No	Part No.	Description	Q'ty	S.No.	I/C	REMARKS	Weight (kgf)	Weight (lb)
005	R1401-96200	ASSY ROTARY	1	<=10650			0	0
005	R1401-96202	ASSY ROTARY	1	>=10651	←		4.7	10.34
010	R1401-96270	ASSY CASE SEAL	1				0.135	0.297
020	R1401-96280	O RING	1				0.001	0.0022
030	04611-00680	CIR CLIP INTERNAL	1				0.016	0.0352

CYLINDER [COMPONENT PARTS]



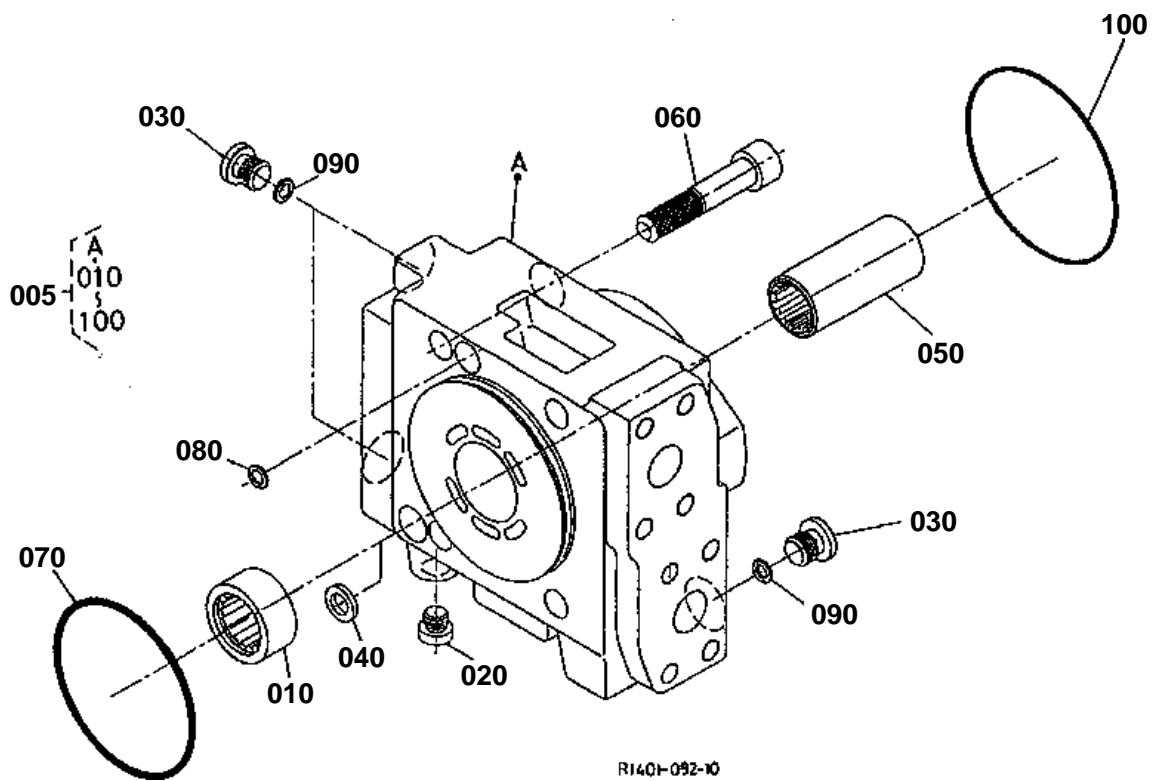


CYLINDER [COMPONENT PARTS]

↔ Interchangeable; ≠ not interchangeable; ← new for old; → old for new

REF.No	Part No.	Description	Q'ty	S.No.	I/C	REMARKS	Weight (kgf)	Weight (lb)
005	R1401-96300	ASSY CYLINDER	1				2.7	5.94
010	R1401-96310	NUT	1				0.015	0.033
020	01311-10620	BOLT HEX-SOC-HD	8				0.012	0.0264
030	R1401-96320	O RING	1				0.001	0.0022
040	R1401-96330	O RING	4				0.001	0.0022
050	04611-00400	CIR CLIP INTERNAL	1				0.005	0.011

ROTARY COVER [COMPONENT PARTS]



RI40-092-10

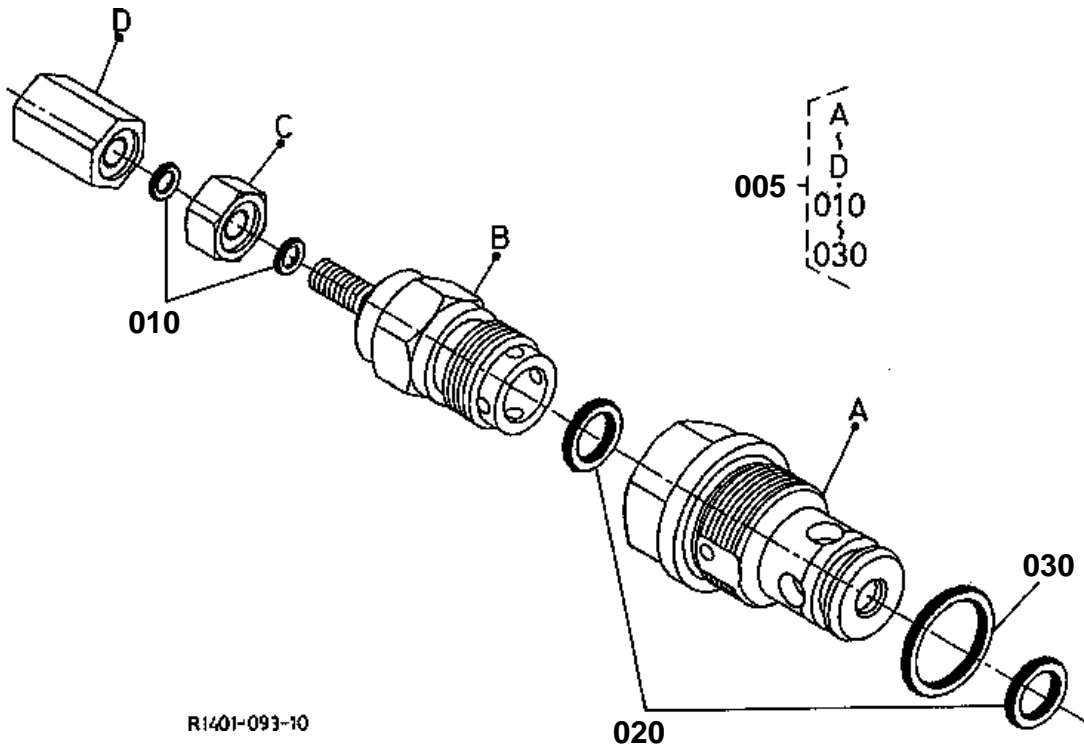


ROTARY COVER [COMPONENT PARTS]

↔ Interchangeable; ≠ not interchangeable; ← new for old; → old for new

REF.No	Part No.	Description	Q'ty	S.No.	I/C	REMARKS	Weight (kgf)	Weight (lb)
005	R1401-96400	ASSY COVER	1				0.8	1.76
010	R1401-96420	BEARING	1				0.062	0.1364
020	R1401-96440	PLUG	1				0.007	0.0154
030	R1401-96450	PLUG	3				0.016	0.0352
040	R1401-96460	SQUARE RING	1				0.001	0.0022
050	R1401-96480	COUPLING	1				0.185	0.407
060	01370-11260	BOLT HEX-SOC-HD	4				0.067	0.1474
070	R1401-96410	O RING	1				0.003	0.0066
080	R1401-96430	O RING	1				0.001	0.0022
090	04810-00110	O RING	3				0	0
100	R1401-96470	O RING	1				0.002	0.0044

HIGH PRESSURE VALVE [COMPONENT PARTS]

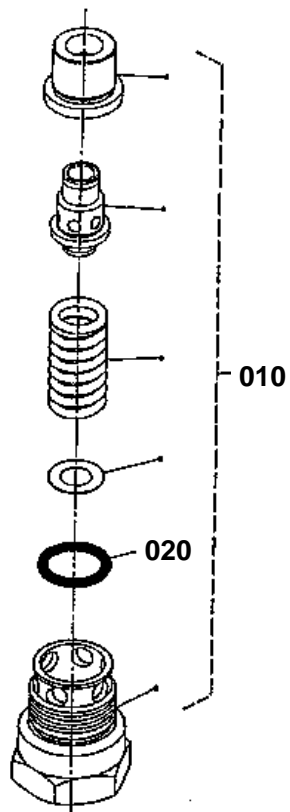




HIGH PRESSURE VALVE [COMPONENT PARTS]

↔ Interchangeable; ≠ not interchangeable; ← new for old; → old for new

REF.No	Part No.	Description	Q'ty	S.No.	I/C	REMARKS	Weight (kgf)	Weight (lb)
005	R1401-96600	ASSY VALVE	1				0.2	0.44
010	R1401-96610	O RING	2				0.001	0.0022
020	R1401-96620	O RING	2				0.001	0.0022
030	R1401-96630	O RING	1				0.001	0.0022



R1401-094-10

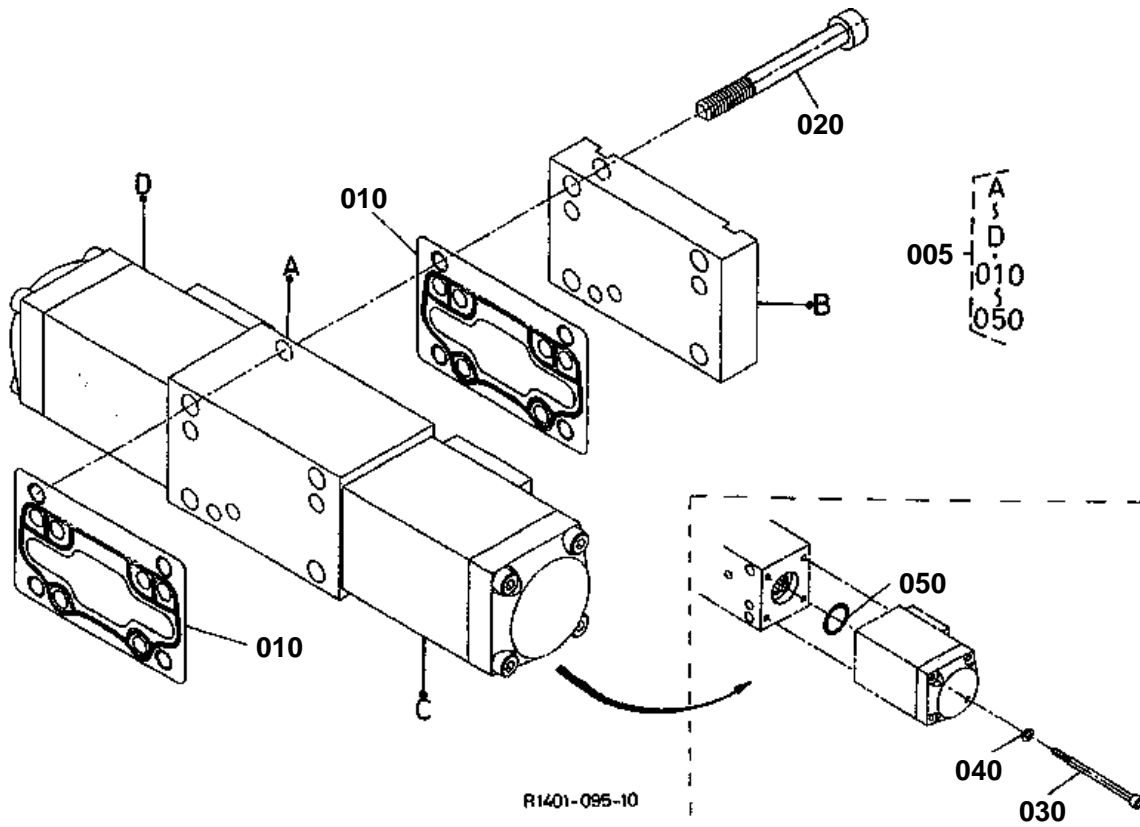


LOW PRESSURE VALVE [COMPONENT PARTS]

↔ Interchangeable; ≠ not interchangeable; ← new for old; → old for new

REF.No	Part No.	Description	Q'ty	S.No.	I/C	REMARKS	Weight (kgf)	Weight (lb)
010	R1401-96650	ASSY VALVE	1				0.1	0.22
020	R1401-96660	O RING	1				0.001	0.0022

SECTION CONTROL [COMPONENT PARTS]

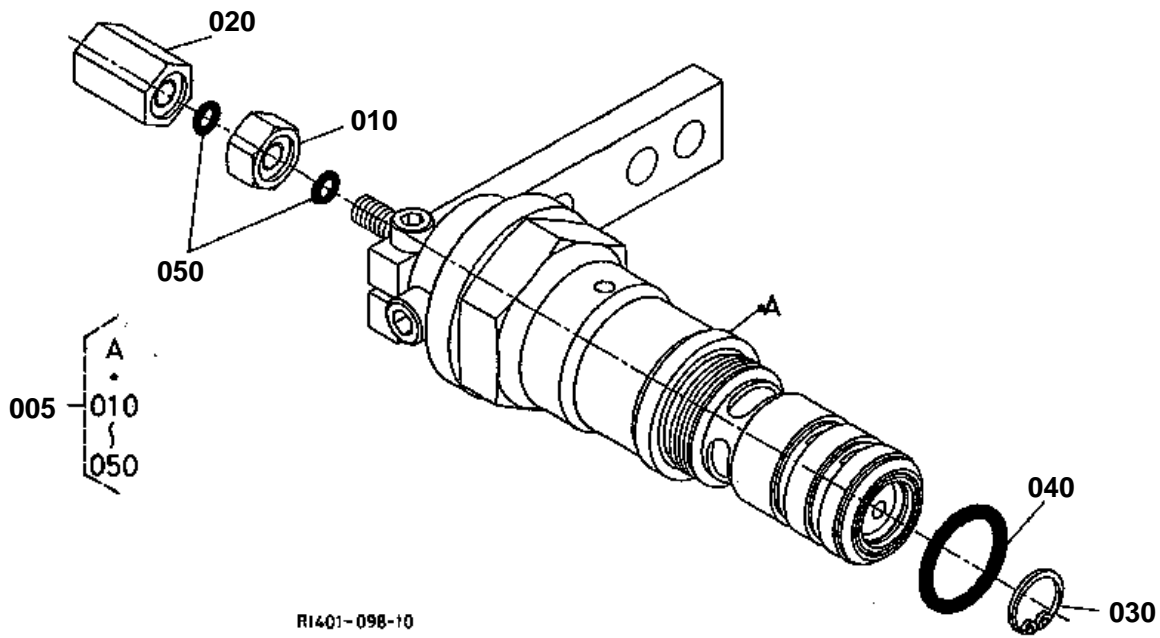




SECTION CONTROL [COMPONENT PARTS]

↔ Interchangeable; ≠ not interchangeable; ← new for old; → old for new

REF.No	Part No.	Description	Q'ty	S.No.	I/C	REMARKS	Weight (kgf)	Weight (lb)
005	R1401-96500	ASSY CONTROL SECTION	1				1.724	3.7928
010	R1401-96510	GASKET	2				0.004	0.0088
020	R1401-96540	BOLT HEX-SOC-HD	4				0.013	0.0286
030	R1401-96550	BOLT HEX-SOC-HD	8				0.007	0.0154
040	R1401-96530	WASHER SPRING	8				0.001	0.0022
050	R1401-96520	O RING	2				0.001	0.0022



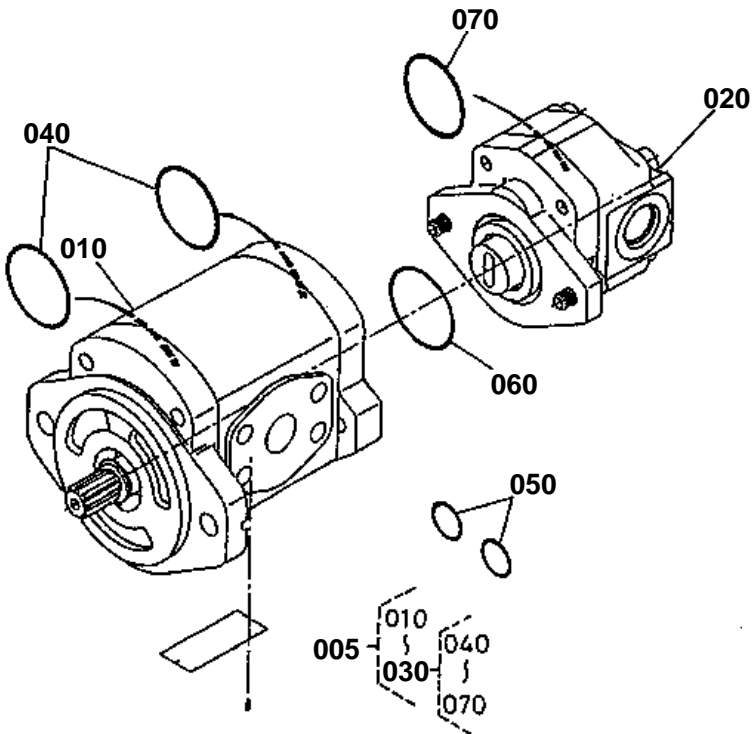


DA VALVE [COMPONENT PARTS]

↔ Interchangeable; ≠ not interchangeable; ← new for old; → old for new

REF.No	Part No.	Description	Q'ty	S.No.	I/C	REMARKS	Weight (kgf)	Weight (lb)
005	R1401-96800	ASSY VALVE	1				0.7	1.54
010	R1401-96830	NUT	1				0.006	0.0132
020	R1401-96840	NUT CAP	1				0.021	0.0462
030	04611-00140	CIR CLIP INTERNAL	1				0.001	0.0022
040	R1401-96810	O RING	1				0.001	0.0022
050	R1401-96820	O RING	2				0.001	0.0022

GEAR PUMP



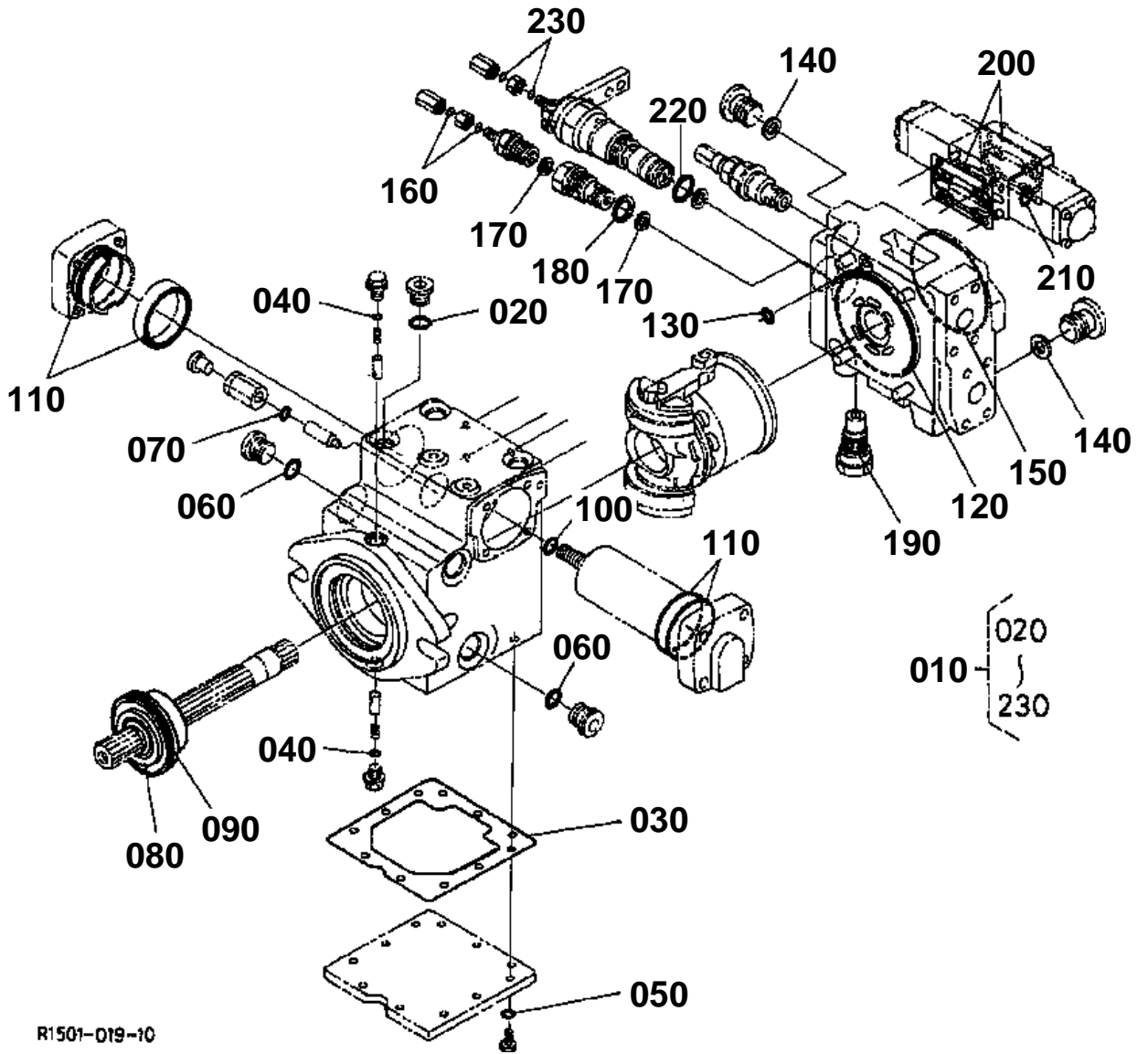
R1401-099-11



GEAR PUMP

↔ Interchangeable; ≠ not interchangeable; ← new for old; → old for new

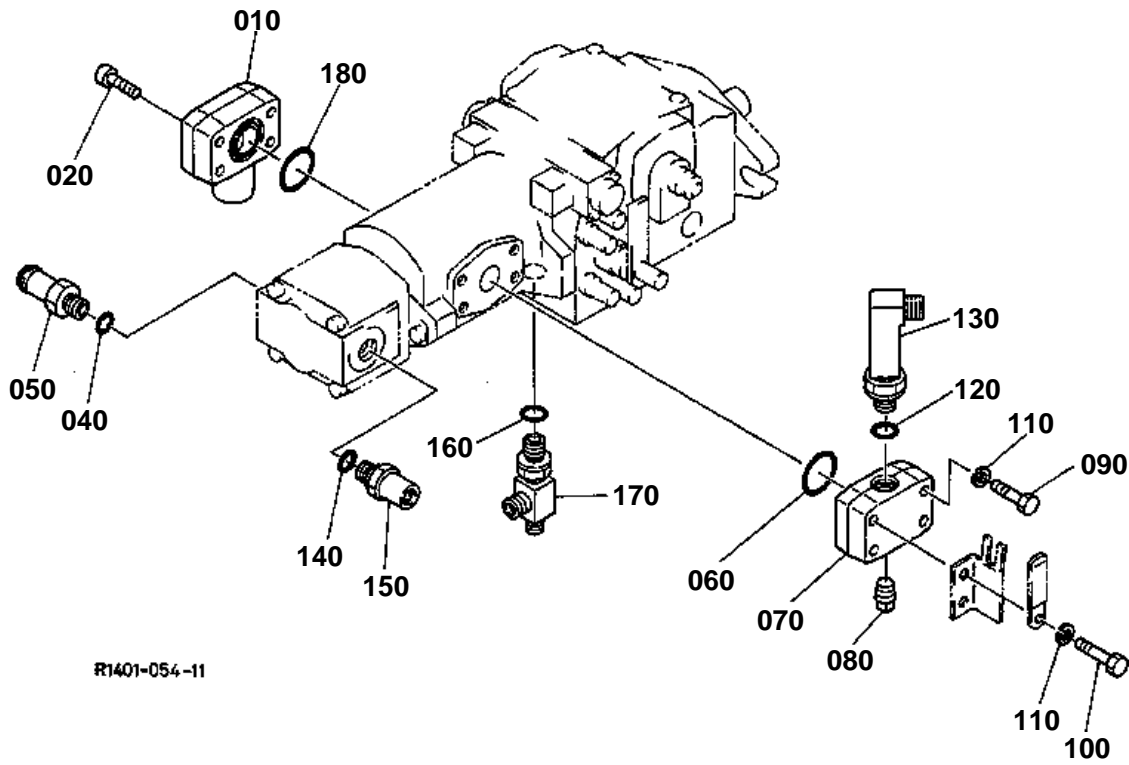
REF.No	Part No.	Description	Q'ty	S.No.	I/C	REMARKS	Weight (kgf)	Weight (lb)
005	R1401-96900	PUMP GEAR	1				6.5	14.3
010	R1401-96910	PUMP GEAR	1				5.8	12.76
020	R1401-96920	PUMP GEAR	1				1	2.2
030	R1401-96950	KIT SEAL GEAR PUMP	1				0.011	0.0242
040	R1401-96960	SEAL	2				0.002	0.0044
050	R1401-96970	O RING	2				0.001	0.0022
060	R1401-96980	O RING	1				0.001	0.0022
070	R1401-96990	O RING	1				0.001	0.0022



**SEALKIT (LST PUMP) [COMPONENT PARTS]**

↔ Interchangeable; ≠ not interchangeable; ← new for old; → old for new

REF.No	Part No.	Description	Q'ty	S.No.	I/C	REMARKS	Weight (kgf)	Weight (lb)
010	R1401-96700	KIT SEAL PISTON PUMP	1				0.17	0.374
020	04810-00110	O RING	3				0	0
030	R1401-96250	GASKET	1				0.005	0.011
040	R1401-96160	O RING	2				0.001	0.0022
050	R1401-96260	SEAL FASNA	2				0.001	0.0022
060	04810-00180	O RING	2				0	0
070	04811-06120	O RING	1				0	0
080	R1401-96270	ASSY CASE SEAL	1				0.135	0.297
090	R1401-96280	O RING	1				0.001	0.0022
100	R1401-96320	O RING	1				0.001	0.0022
110	R1401-96330	O RING	4				0.001	0.0022
120	R1401-96410	O RING	1				0.003	0.0066
130	R1401-96430	O RING	1				0.001	0.0022
140	04810-00110	O RING	3				0	0
150	R1401-96470	O RING	1				0.002	0.0044
160	R1401-96610	O RING	2				0.001	0.0022
170	R1401-96620	O RING	2				0.001	0.0022
180	R1401-96630	O RING	1				0.001	0.0022
190	R1401-96660	O RING	1				0.001	0.0022
200	R1401-96510	GASKET	2				0.004	0.0088
210	R1401-96520	O RING	2				0.001	0.0022
220	R1401-96810	O RING	1				0.001	0.0022
230	R1401-96820	O RING	2				0.001	0.0022



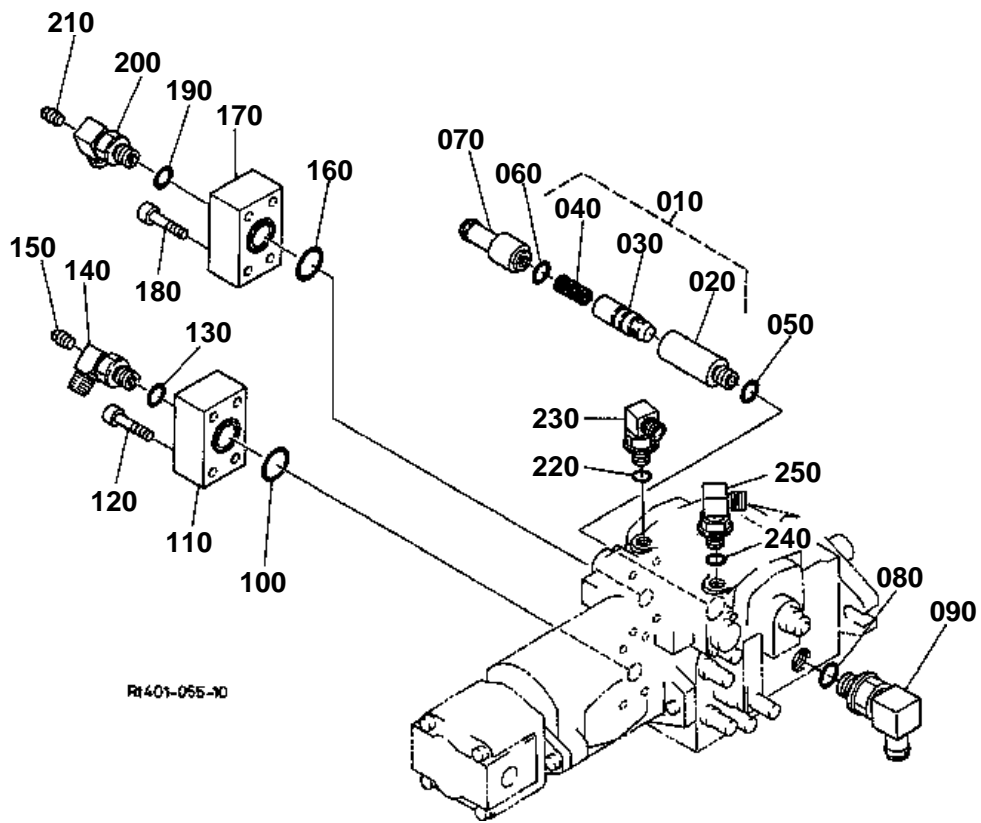
R1401-054-11

**LST PUMP**

↔ Interchangeable; ≠ not interchangeable; ← new for old; → old for new

REF.No	Part No.	Description	Q'ty	S.No.	I/C	REMARKS	Weight (kgf)	Weight (lb)
010	R1401-63120	FLANGE JOINT IN	1				0.82	1.804
020	01311-11055	BOLT HEX-SOC-HD	4				0.005	0.011
030	99999-99999	BLANK	0				0	0
040	04810-00180	O RING	1				0	0
050	R1401-63140	JOINT PIPE	1				0.07	0.154
060	04810-00280	O RING	1				0	0
070	R1401-63310	FLANGE JOINT OUT	1				0.79	1.738
080	06312-10010	PLUG	1				0.007	0.0154
090	01153-61055	BOLT	2				0.032	0.0704
100	01153-61060	BOLT	2				0.038	0.0836
110	04512-60100	WASHER SPRING	4				0.002	0.0044
120	04810-00180	O RING	1				0	0
130	R1501-64610	JOINT	1				0.409	0.8998
140	04810-00140	O RING	1				0	0
150	68881-63450	ADAPTER	1				0.08	0.176
160	04810-00180	O RING	1				0	0
170	R1401-62520	JOINT	1				0.2	0.44
180	04810-00300	O RING	1				0	0

LST PUMP (RELIEF VALVE)



**LST PUMP (RELIEF VALVE)**

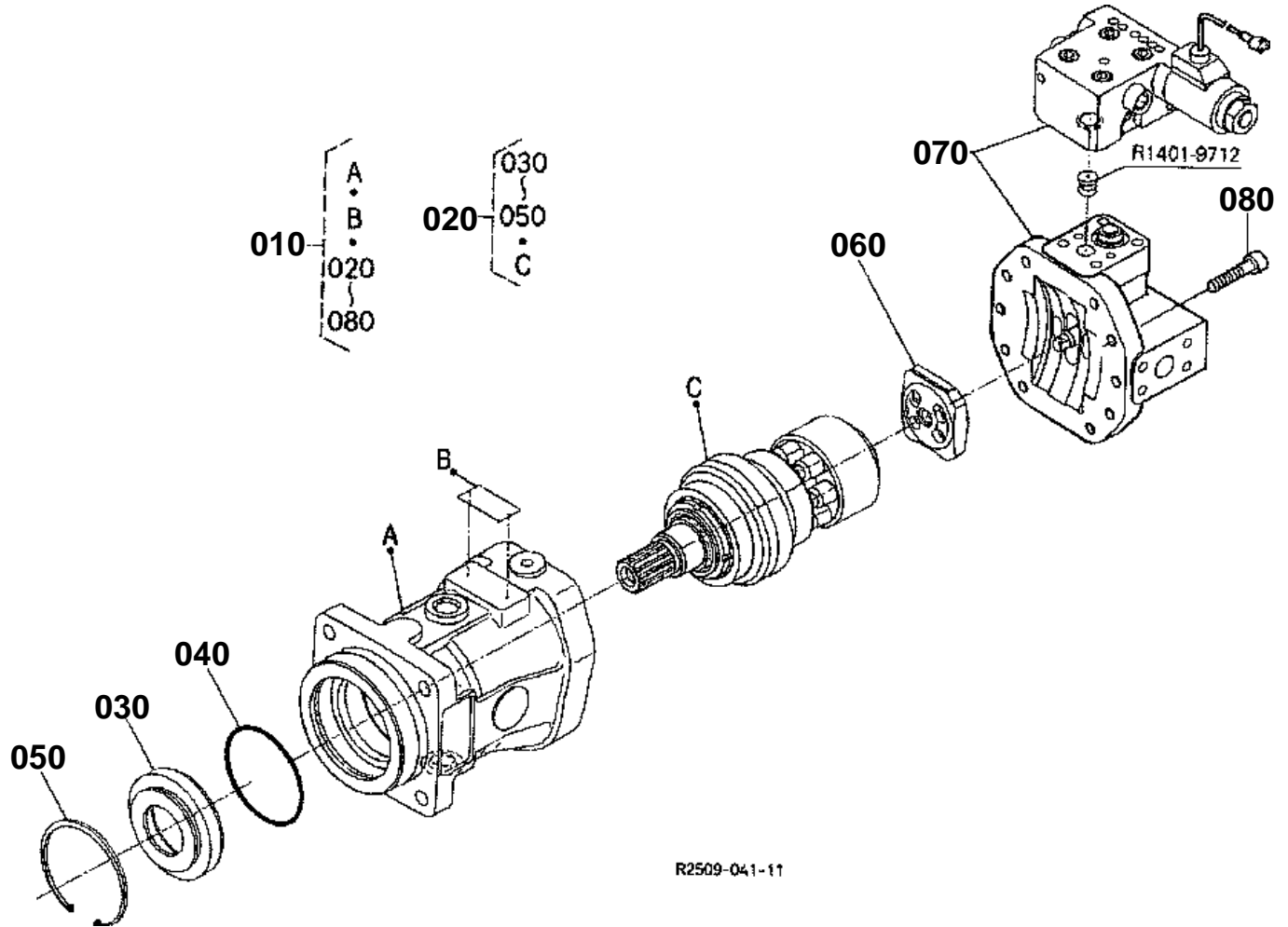
↔ Interchangeable; ≠ not interchangeable; ← new for old; → old for new

REF.No	Part No.	Description	Q'ty	S.No.	I/C	REMARKS	Weight (kgf)	Weight (lb)
010	68881-62303	ASSY VALVE RELIEF	1				0.23	0.506
020	68881-62320	POPPET ADAPTER	1				0.2	0.44
030	68841-62240	POPPET	1				0.02	0.044
040	68881-63920	SPRING	1				0.008	0.0176
050	04810-00180	O RING	1				0	0
060	04810-00180	O RING	1				0	0
070	68881-62260	SPRING ADAPTER	1				0.1	0.22
080	04810-00180	O RING	1				0	0
090	68881-64460	ELBOW	1				0.14	0.308
100	04810-00280	O RING	1				0	0
110	R1401-64130	FLANGE JOINT	1	<=10505			0	0
110	R1401-64132	FLANGE JOINT	1	>=10506	←		0.53	1.166
120	01311-11030	BOLT HEX-SOC-HD	4				0.028	0.0616
130	04810-00240	O RING	1				0	0
140	R1401-64160	JOINT	1	<=10505			0	0
140	R1401-64162	JOINT	1	>=10506	←		0.27	0.594
150	06312-10010	PLUG	1				0.007	0.0154
160	04810-00280	O RING	1				0	0
170	R1401-64130	FLANGE JOINT	1	<=10505			0	0
170	R1401-64132	FLANGE JOINT	1	>=10506	←		0.53	1.166
180	01311-11030	BOLT HEX-SOC-HD	4				0.028	0.0616
190	04810-00240	O RING	1				0	0
200	R1401-64160	JOINT	1	<=10505			0	0
200	R1401-64162	JOINT	1	>=10506	←		0.27	0.594
210	06312-10010	PLUG	1				0.007	0.0154
220	04810-00110	O RING	1				0	0
230	RB101-63870	JOINT	1				0.06	0.132
230	RC601-63720	JOINT	1		↔		0.06	0.132
240	04810-00110	O RING	1				0	0
250	RB101-63870	JOINT	1				0.06	0.132
250	RC601-63720	JOINT	1		↔		0.06	0.132

**LST MOTOR**

↔ Interchangeable; ≠ not interchangeable; ← new for old; → old for new

REF.No	Part No.	Description	Q'ty	S.No.	I/C	REMARKS	Weight (kgf)	Weight (lb)
010	R2401-61150	MOTOR LST	1				30	66
020	01133-61235	BOLT	4				0.043	0.0946
030	04810-51250	O RING	1				0.003	0.0066
040	04810-00280	O RING	1				0	0
050	R1401-64110	FLANGE JOINT	1	<=10322			0	0
050	R1401-64113	FLANGE JOINT	1	>=10323	←		0.44	0.968
060	01311-11020	BOLT HEX-SOC-HD	4				0.02	0.044
070	04810-00240	O RING	1				0	0
080	68881-64470	ELBOW	1	<=10322			0	0
080	68881-64472	ELBOW	1	>=10323	←		0.27	0.594
090	04810-00280	O RING	1				0	0
100	R1401-64110	FLANGE JOINT	1	<=10322			0	0
100	R1401-64113	FLANGE JOINT	1	>=10323	←		0.44	0.968
110	01311-11020	BOLT HEX-SOC-HD	4				0.02	0.044
120	04810-00240	O RING	1				0	0
130	68881-64470	ELBOW	1	<=10322			0	0
130	68881-64472	ELBOW	1	>=10323	←		0.27	0.594
140	04810-00180	O RING	1				0	0
150	68881-64460	ELBOW	1				0.14	0.308
160	04810-00180	O RING	1				0	0
170	R1401-63530	JOINT	1				0.305	0.671

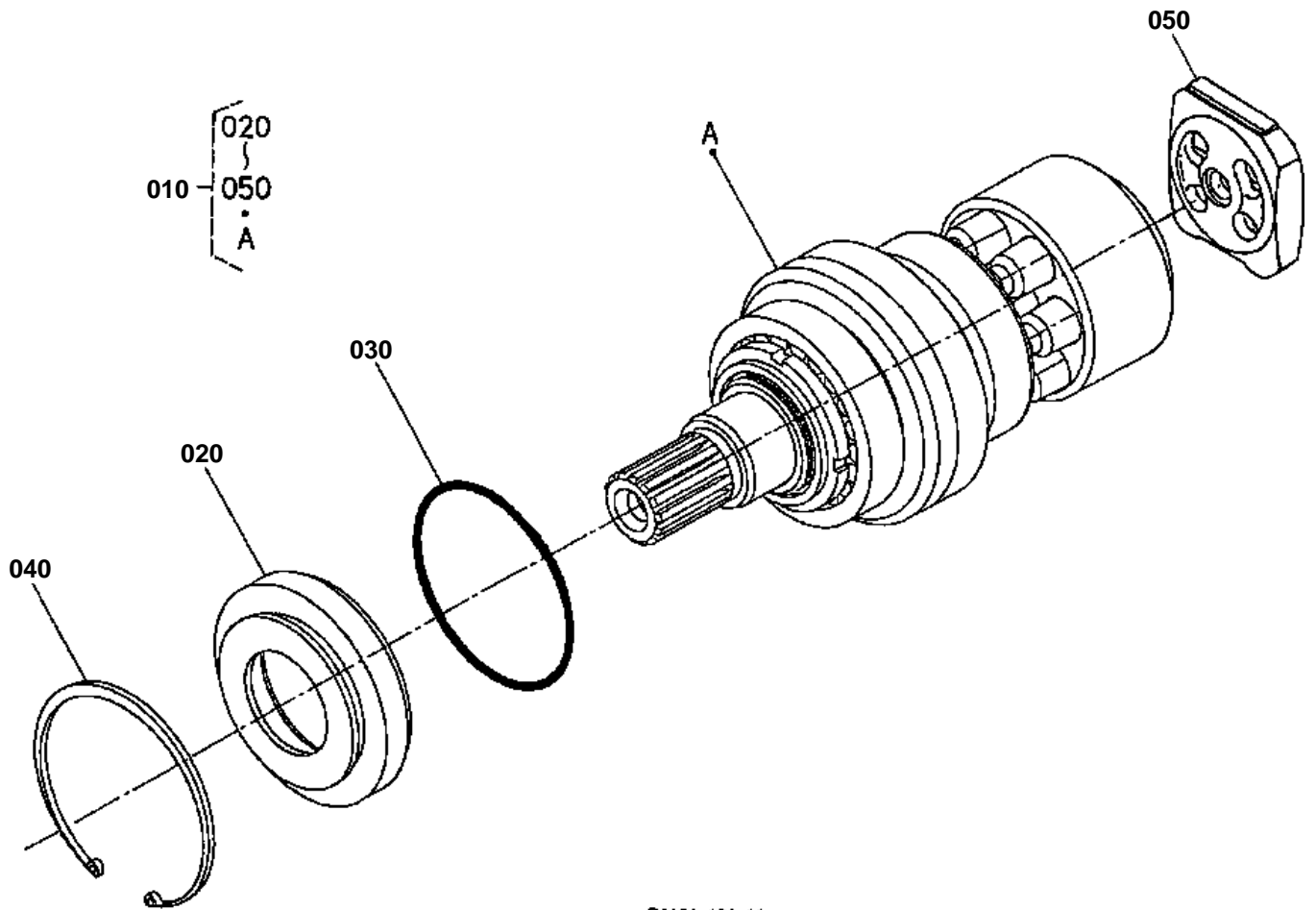




LST MOTOR [COMPONENT PARTS]

↔ Interchangeable; ≠ not interchangeable; ← new for old; → old for new

REF.No	Part No.	Description	Q'ty	S.No.	I/C	REMARKS	Weight (kgf)	Weight (lb)
010	R2401-61150	MOTOR LST	1				30	66
020	R1401-97200	ASSY ROTARY	1				7.7	16.94
030	R1401-97210	ASSY CASE SEAL	1				0.5	1.1
040	04811-50900	O RING	1				0.003	0.0066
050	04611-00950	CIR CLIP INTERNAL	1				0.05	0.11
060	R1401-97110	PLATE CONTROL	1				0.35	0.77
070	R2401-97300	ASSY CONTROL SECTION	1				3.896	8.5712
080	01315-11035	BOLT HEX-SOC-HD	8				0.03	0.066



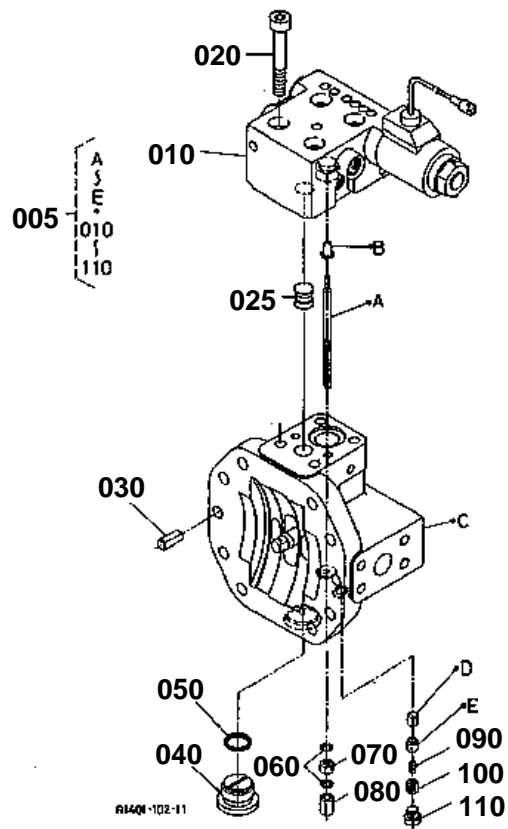
R1401-101-11



ROTARY [COMPONENT PARTS]

↔ Interchangeable; ≠ not interchangeable; ← new for old; → old for new

REF.No	Part No.	Description	Q'ty	S.No.	I/C	REMARKS	Weight (kgf)	Weight (lb)
010	R1401-97200	ASSY ROTARY	1				7.7	16.94
020	R1401-97210	ASSY CASE SEAL	1				0.5	1.1
030	04811-50900	O RING	1				0.003	0.0066
040	04611-00950	CIR CLIP INTERNAL	1				0.05	0.11
050	R1401-97110	PLATE CONTROL	1				0.35	0.77

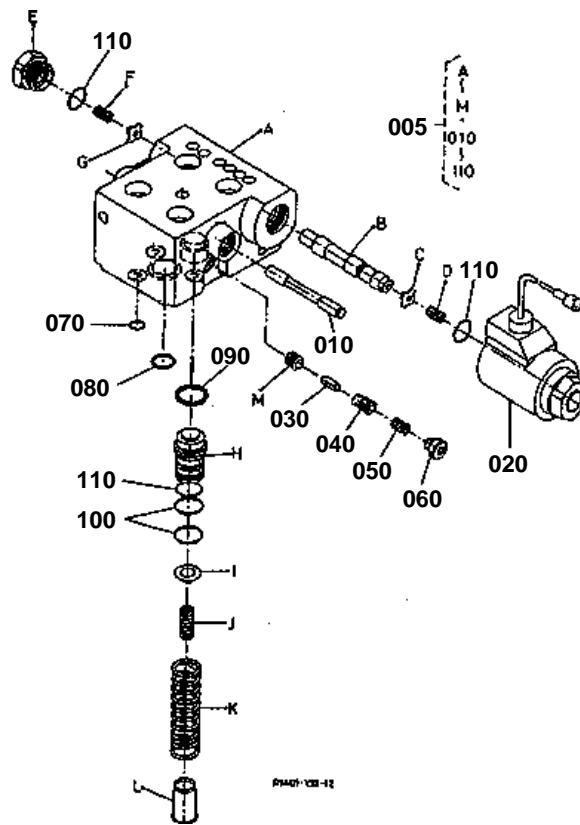




SECTION CONTROL [COMPONENT PARTS]

↔ Interchangeable; ≠ not interchangeable; ← new for old; → old for new

REF.No	Part No.	Description	Q'ty	S.No.	I/C	REMARKS	Weight (kgf)	Weight (lb)
005	R2401-97300	ASSY CONTROL SECTION	1				3.896	8.5712
010	R1401-97400	ASSY CONTROL SECTION	1				4.2	9.24
020	01315-11065	BOLT HEX-SOC-HD	4				0.04	0.088
025	R2401-97120	RETAINER CC	1				0.019	0.0418
030	05012-01012	PIN STRAIGHT	2			NOT SALE	0	0
030	66418-56660	PIN STRAIGHT	2		←		0.009	0.0198
040	R1401-97310	PLUG	1				0.09	0.198
050	04810-00240	O RING	1				0	0
060	R1401-97330	SEAL FASNA	2				0.001	0.0022
070	R1401-97370	NUT	1				0.017	0.0374
080	R1401-97380	NUT CAP	1				0.003	0.0066
090	R1401-97510	ORIFICE	1				0.001	0.0022
100	R1401-97520	GUIDE ORIFICE	1				0.002	0.0044
110	R1401-97530	PLUG	1				0.007	0.0154

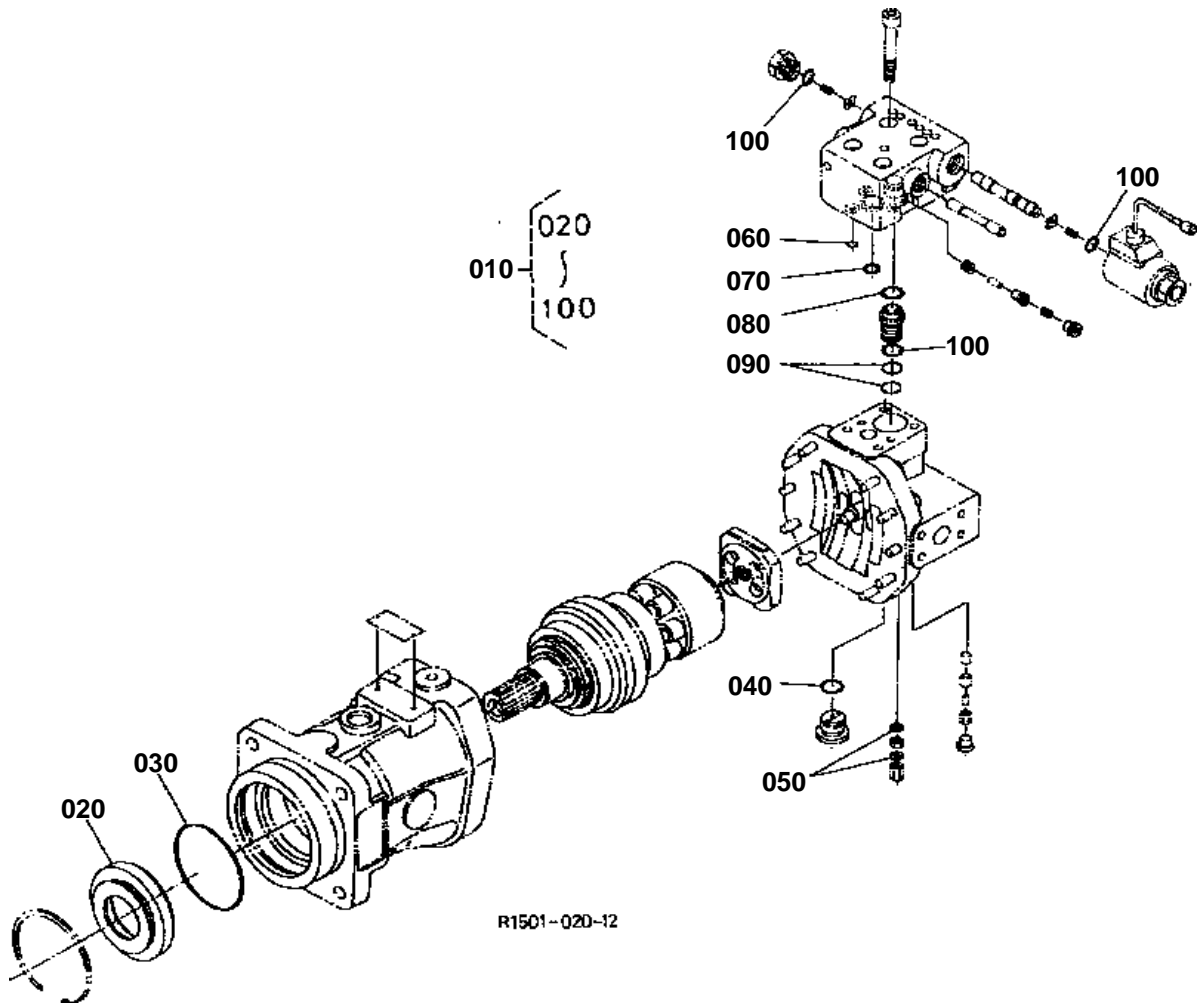


**CONTROL [COMPONENT PARTS]**

↔ Interchangeable; ≠ not interchangeable; ← new for old; → old for new

REF.No	Part No.	Description	Q'ty	S.No.	I/C	REMARKS	Weight (kgf)	Weight (lb)
005	R1401-97400	ASSY CONTROL SECTION	1				4.2	9.24
010	R1401-97410	SPOOL	1				0.022	0.0484
020	R1401-97700	ASSY SOLENOID	1				0.55	1.21
030	R1401-97610	POPPET	1				0.002	0.0044
040	R1401-97620	GUIDE POPPET	1				0.004	0.0088
050	R1401-97630	SPRING	1				0.007	0.0154
060	R1401-97640	PLUG	1				0.007	0.0154
070	04810-00090	O RING	3				0	0
080	R1401-97340	O RING	1				0.001	0.0022
090	R1401-97350	O RING	1				0.001	0.0022
100	R1401-97360	RING PISTON	2				0.001	0.0022
110	R1401-97710	O RING	3				0.001	0.0022

SEAL KIT (LST MOTOR)



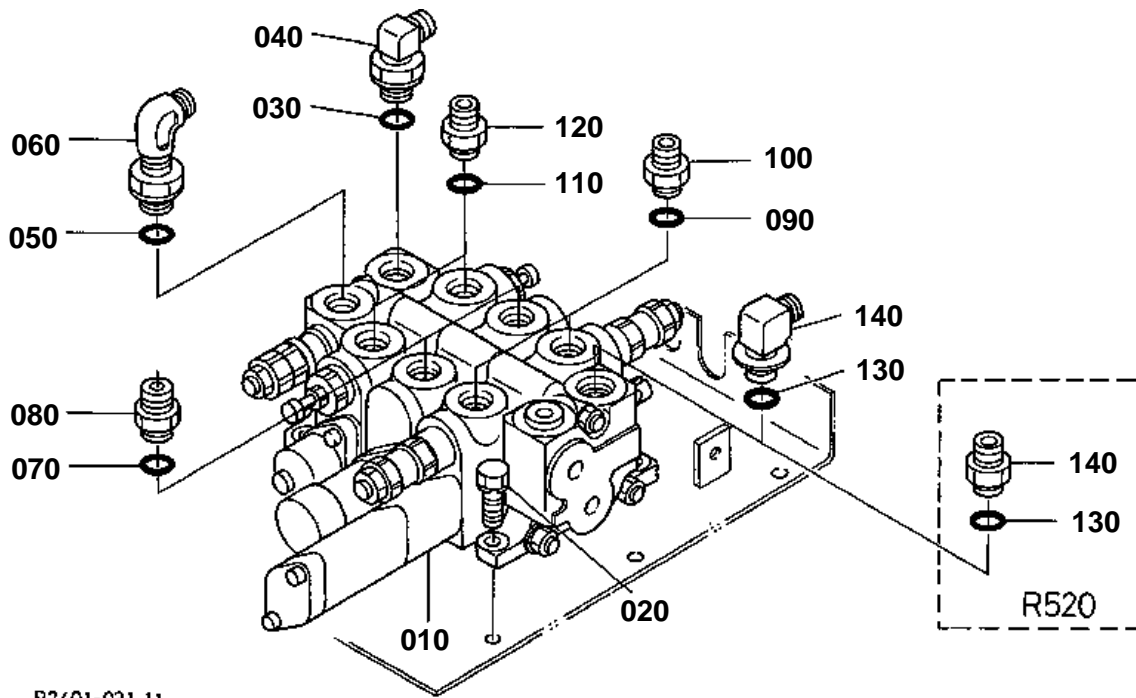


SEAL KIT (LST MOTOR)

↔ Interchangeable; ≠ not interchangeable; ← new for old; → old for new

REF.No	Part No.	Description	Q'ty	S.No.	I/C	REMARKS	Weight (kgf)	Weight (lb)
010	R1401-97800	KIT SEAL MOTOR	1				0.51	1.122
020	R1401-97210	ASSY CASE SEAL	1				0.5	1.1
030	04811-50900	O RING	1				0.003	0.0066
040	04810-00240	O RING	1				0	0
050	R1401-97330	SEAL FASNA	2				0.001	0.0022
060	04810-00090	O RING	3				0	0
070	R1401-97340	O RING	1				0.001	0.0022
080	R1401-97350	O RING	1				0.001	0.0022
090	R1401-97360	RING PISTON	2				0.001	0.0022
100	R1401-97710	O RING	3				0.001	0.0022

CONTROL VALVE



R2401-031-11

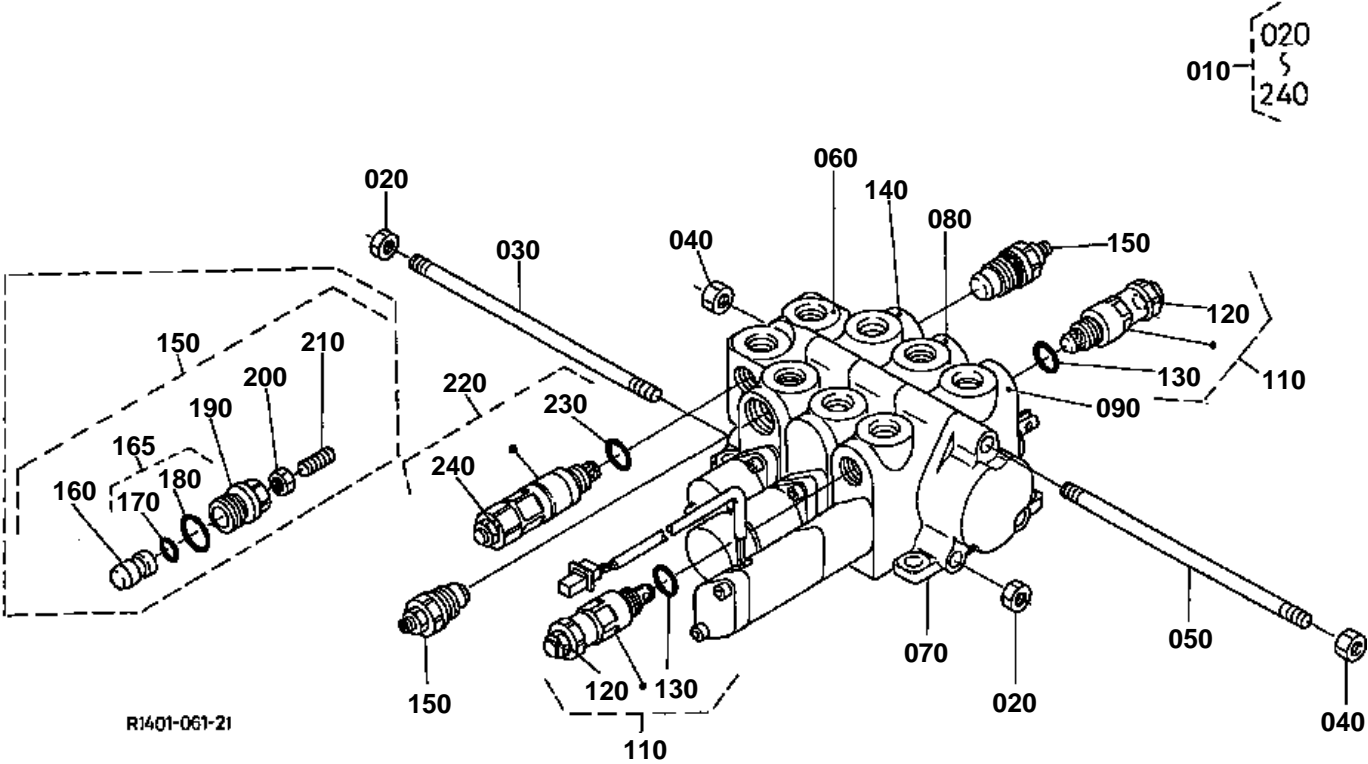


CONTROL VALVE

↔ Interchangeable; ≠ not interchangeable; ← new for old; → old for new

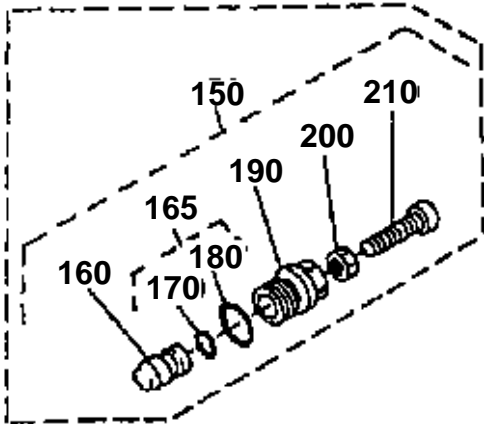
REF.No	Part No.	Description	Q'ty	S.No.	I/C	REMARKS	Weight (kgf)	Weight (lb)
010	R2401-61510	ASSY VALVE CONTROL S	1			W/O KTA	11.3	24.86
010	R2401-61610	ASSY VALVE CONTROL S	1			WITH KTA	11.9	26.18
020	01133-61025	BOLT	3				0.02	0.044
030	04810-00180	O RING	1				0	0
040	R2501-63410	JOINT PIPE	1				0.172	0.3784
050	04810-00180	O RING	1				0	0
060	68311-61860	JOINT PIPE(LF/-F/)	1				0.27	0.594
070	04810-00180	O RING	2				0	0
080	68741-68430	BODY	2				0.1	0.22
080	R1401-68410	JOINT PIPE	2	≤11120	↔		0.03	0.066
080	R1401-68412	JOINT PIPE	2	≥11121	≠		0.09	0.198
090	04810-00180	O RING	2				0	0
100	R1401-64650	JOINT PIPE	2				0.083	0.1826
110	04810-00180	O RING	2				0	0
120	68741-68390	JOINT PIPE	2				0.085	0.187
120	R1401-68330	JOINT PIPE	2	≤11120	↔		0	0
120	R1401-68332	JOINT PIPE	2	≥11121	≠		0.08	0.176
130	04810-00180	O RING	1				0	0
140	R1401-63480	JOINT	1				0.15	0.33

CONTROL VALVE [COMPONENT PARTS]



R1401-061-21

150 68861-7012-0



R1401-832-10

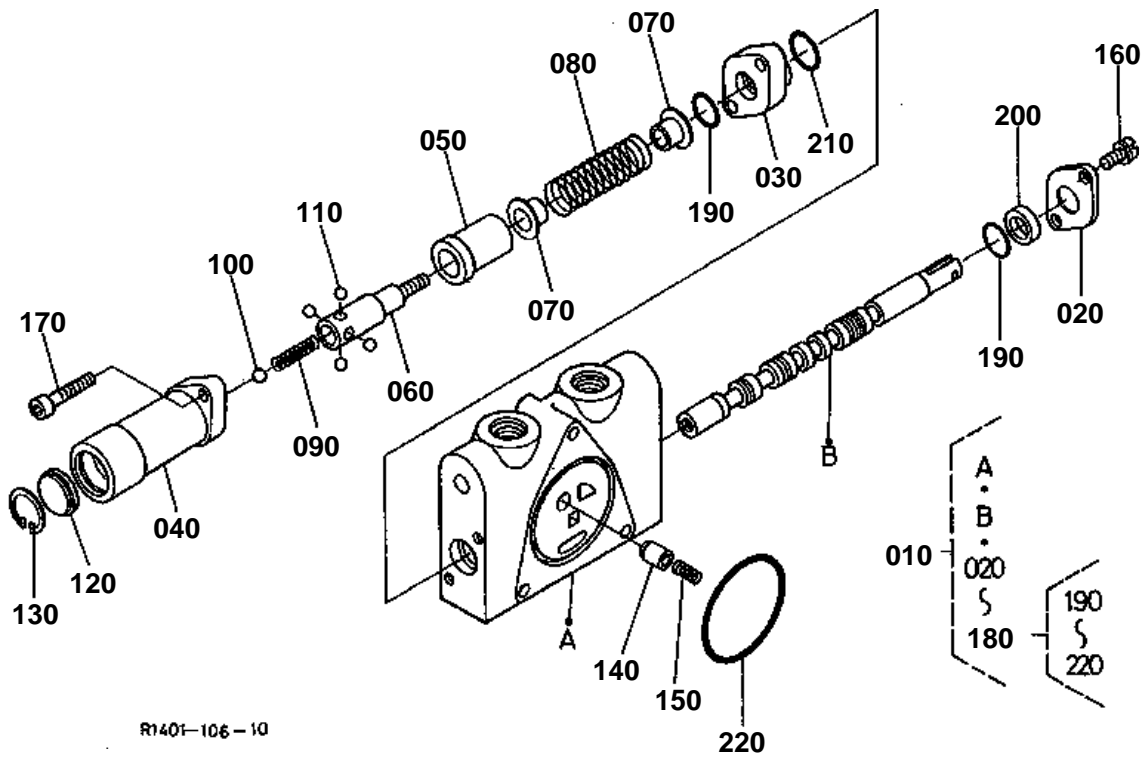


CONTROL VALVE [COMPONENT PARTS]

↔ Interchangeable; ≠ not interchangeable; ← new for old; → old for new

REF.No	Part No.	Description	Q'ty	S.No.	I/C	REMARKS	Weight (kgf)	Weight (lb)
010	R2401-61510	ASSY VALVE CONTROL S	1			W/O KTA	11.3	24.86
010	R2401-61610	ASSY VALVE CONTROL S	1			WITH KTA	11.9	26.18
020	68021-81370	NUT	2				0.005	0.011
030	68131-65230	ROD TIE	1				0.075	0.165
040	68021-81380	NUT	2				0.01	0.022
050	68131-65220	ROD TIE	1				0.117	0.2574
060	R1401-70190	ASSY SECTION INLET	1				1.5	3.3
070	68651-70310	ASSY VALVE OUTLET	1				1.48	3.256
080	R1401-70110	ASSY VALVE SECTION	1				2.7	5.94
090	R1401-70150	ASSY VALVE SECTION	1			KTA	3	6.6
090	R2401-70150	ASSY VALVE SECTION	1			KTC KCL	2.25	4.95
100	99999-99999	BLANK	0				0	0
110	68861-70010	ASSY VALVE RELIEF	2				0.21	0.462
120	68741-70560	O RING	2				0.001	0.0022
130	68841-70730	O RING	2				0.001	0.0022
140	R1401-70130	ASSY VALVE SECTION	1				2.4	5.28
150	68861-70120	ASSY VALVE SHUT OFF	2				0.1	0.22
160	68841-70330	POPPET	2	≤10650			0.025	0.055
160	68861-70330	POPPET	2	≥10651	≠		0.018	0.0396
165	68811-94200	KIT SEAL SHAFT VALVE	2				0.003	0.0066
170	68811-94290	O RING	2				0.001	0.0022
180	04810-05190	O RING	2				0	0
190	68841-70340	PLUG	2	≤10650			0.055	0.121
190	68861-70340	PLUG	2	≥10651	≠		0.04	0.088
200	68841-70350	NUT LOCK	2	≤10650			0.002	0.0044
200	68861-70350	NUT LOCK	2	≥10651	≠		0.004	0.0088
210	68841-70360	BOLT SOCKET HEAD	1	≤10650			0.01	0.022
210	68861-70360	SCREW SET	1	≥10651	≠		0.008	0.0176
220	R1401-70210	ASSY VALVE RELIEF	1				0	0
230	68741-70560	O RING	1				0.001	0.0022
240	68841-70730	O RING	1				0.001	0.0022

SPOOL SECTION (1)



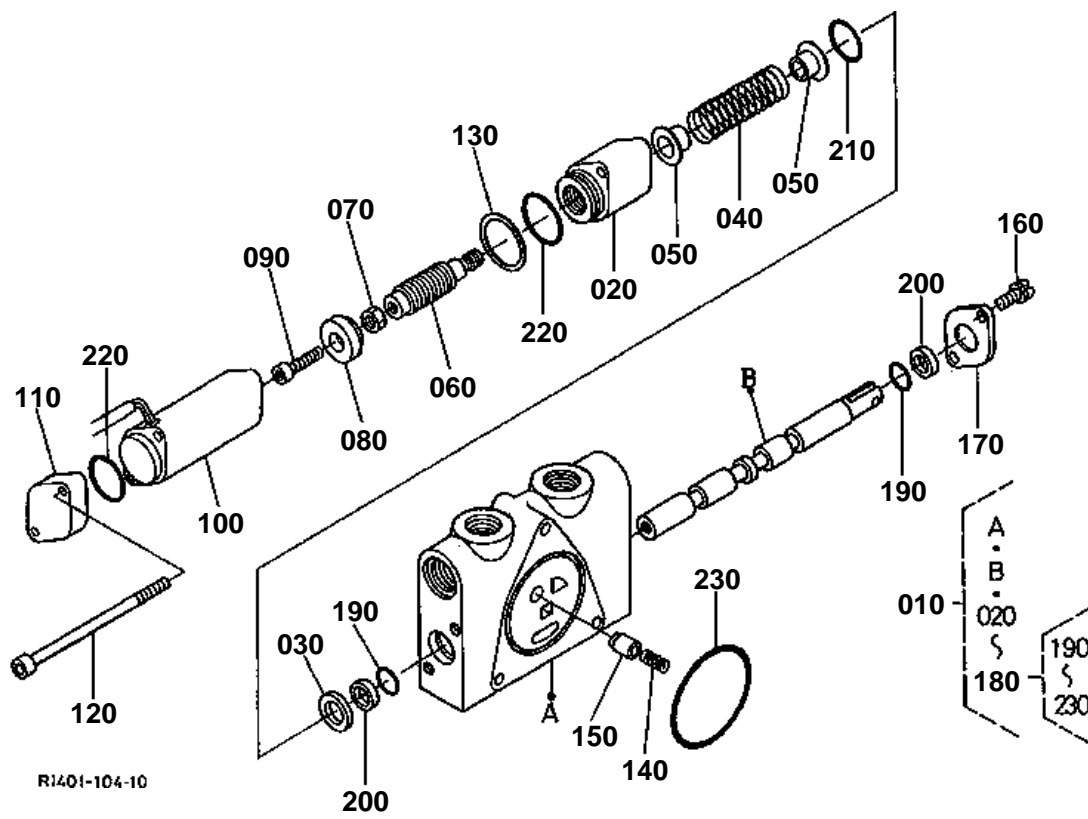
R1401-106-10

**SPOOL SECTION (1)**

↔ Interchangeable; ≠ not interchangeable; ← new for old; → old for new

REF.No	Part No.	Description	Q'ty	S.No.	I/C	REMARKS	Weight (kgf)	Weight (lb)
010	R1401-70110	ASSY VALVE SECTION	1				2.7	5.94
020	68021-81510	PLATE SEAL	1				0.012	0.0264
030	68811-94310	SPACER	1				0.082	0.1804
040	68811-94320	CAP	1				0.07	0.154
050	68811-94330	SLEEVE	1				0.044	0.0968
060	68811-94340	PIN	1				0.036	0.0792
070	68021-81470	SEAT SPRING	1				0.005	0.011
080	68811-94350	SPRING SPOOL	1				0.014	0.0308
090	68811-94360	SPRING	1				0.002	0.0044
100	68811-94370	BALL STAINLESS	1				0.004	0.0088
110	68811-94380	BALL STAINLESS	1				0.002	0.0044
120	68811-94390	SPACER	1				0.007	0.0154
130	70726-67200	RING SNAP	1				0.004	0.0088
140	68021-81430	POPPET	1				0.005	0.011
150	68021-81440	SPRING	1				0.002	0.0044
160	03004-50610	SCREW WITH WASHER	1				0.004	0.0088
170	68811-94410	BOLT SOCKET HEAD	1				0.01	0.022
180	R1401-94250	KIT SEAL	1				0.005	0.011
190	68131-65180	O RING	2				0.001	0.0022
200	R1401-94220	WIPER	1				0.001	0.0022
210	68761-70280	O RING	1				0.002	0.0044
220	68021-81330	O RING	1				0.003	0.0066

SPOOL SECTION (2)



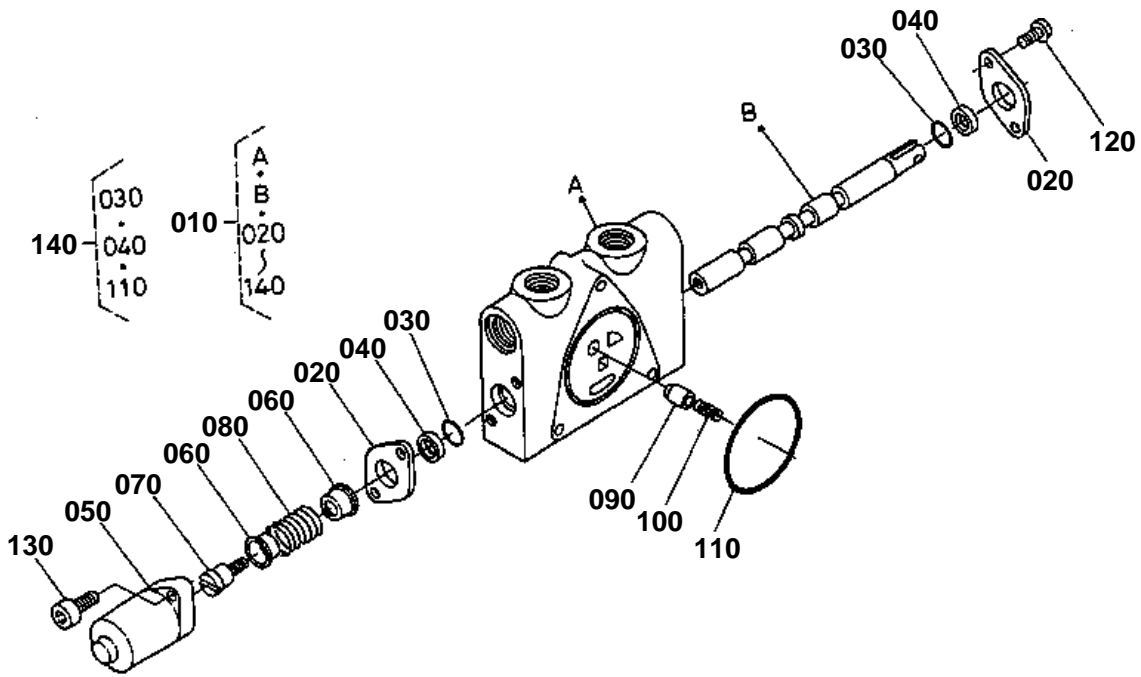
R1401-104-10

**SPOOL SECTION (2)**

↔ Interchangeable; ≠ not interchangeable; ← new for old; → old for new

REF.No	Part No.	Description	Q'ty	S.No.	I/C	REMARKS	Weight (kgf)	Weight (lb)
010	R1401-70150	ASSY VALVE SECTION	1				3	6.6
020	R1401-94210	SLEEVE	1				0.27	0.594
030	R1401-94160	PLATE	1				0.01	0.022
040	68493-70410	SPRING	1				0.02	0.044
050	68021-81470	SEAT SPRING	1				0.005	0.011
060	R1401-94050	SCREW CAP	1				0.035	0.077
070	R1401-94090	NUT	1				0.001	0.0022
080	R1401-94060	PLATE	1				0.05	0.11
090	R1401-94130	BOLT SOCKET HEAD	1				0.003	0.0066
100	R1401-94080	ASSY TUBE COIL	1				0.268	0.5896
110	R1401-94040	CAP	1				0.035	0.077
120	R1401-94030	BOLT SOCKET HEAD	1				0.027	0.0594
130	R1401-94070	SHIM	1				0.001	0.0022
140	68021-81440	SPRING	1				0.002	0.0044
150	68021-81430	POPPET	1				0.005	0.011
160	03004-50610	SCREW WITH WASHER	1				0.004	0.0088
170	68021-81510	PLATE SEAL	1				0.012	0.0264
180	R1401-94260	KIT SEAL	1				0.007	0.0154
190	68131-65180	O RING	2				0.001	0.0022
200	68021-81460	WIPER	2				0.001	0.0022
210	R1401-94120	O RING	1				0.001	0.0022
220	R1401-94020	O RING	2				0.002	0.0044
230	68021-81330	O RING	1				0.003	0.0066

SPOOL SECTION (3)



R2401-083-10

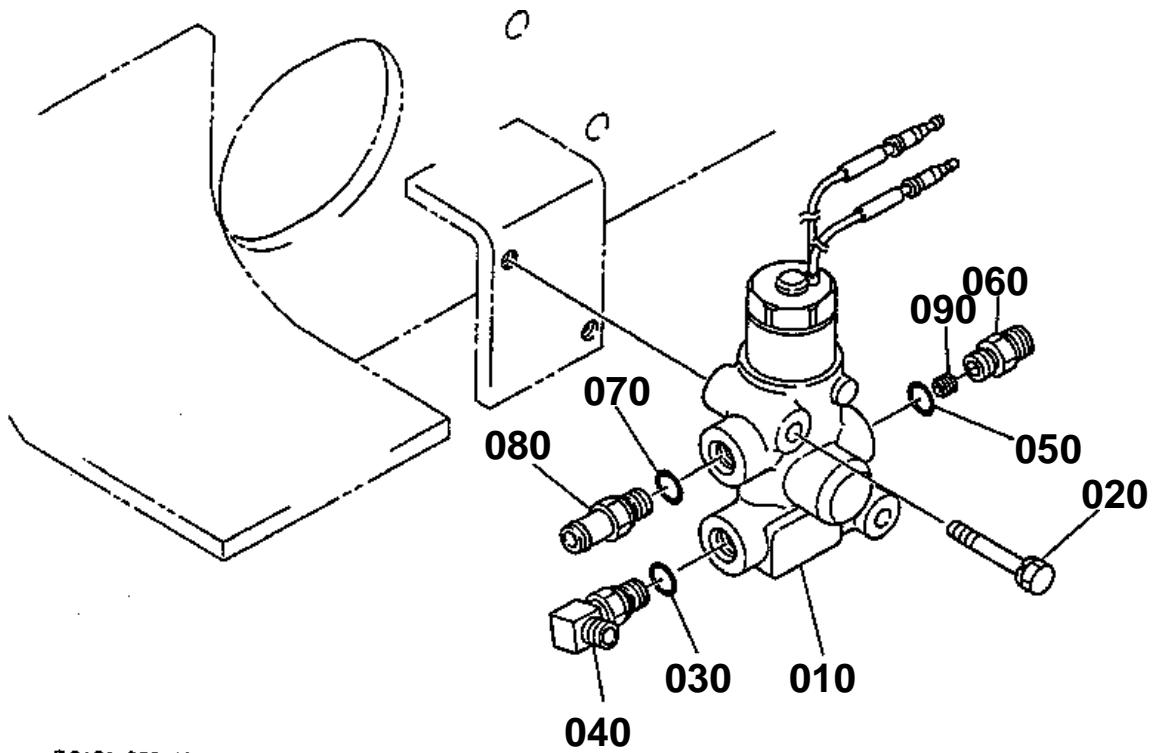


SPOOL SECTION (3)

↔ Interchangeable; ≠ not interchangeable; ← new for old; → old for new

REF.No	Part No.	Description	Q'ty	S.No.	I/C	REMARKS	Weight (kgf)	Weight (lb)
010	R1401-70130	ASSY VALVE SECTION	1				2.4	5.28
010	R2401-70150	ASSY VALVE SECTION	1			KTC KCL	2.25	4.95
020	68021-81510	PLATE SEAL	2				0.012	0.0264
030	68131-65180	O RING	2				0.001	0.0022
040	68021-81460	WIPER	2				0.001	0.0022
050	68021-81520	CAP	1				0.03	0.066
060	68021-81470	SEAT SPRING	2				0.005	0.011
070	68021-81480	SCREW CAP	1				0.01	0.022
080	68861-70520	SPRING	1				0.01	0.022
090	68021-81430	POPPET	1				0.005	0.011
100	68021-81440	SPRING	1				0.002	0.0044
110	68021-81330	O RING	1				0.003	0.0066
120	03004-50610	SCREW WITH WASHER	2				0.004	0.0088
130	68741-70530	BOLT SOCKET HEAD	2				0.005	0.011
140	68811-93600	KIT SEAL	1				0.004	0.0088

SOLENOID VALVE



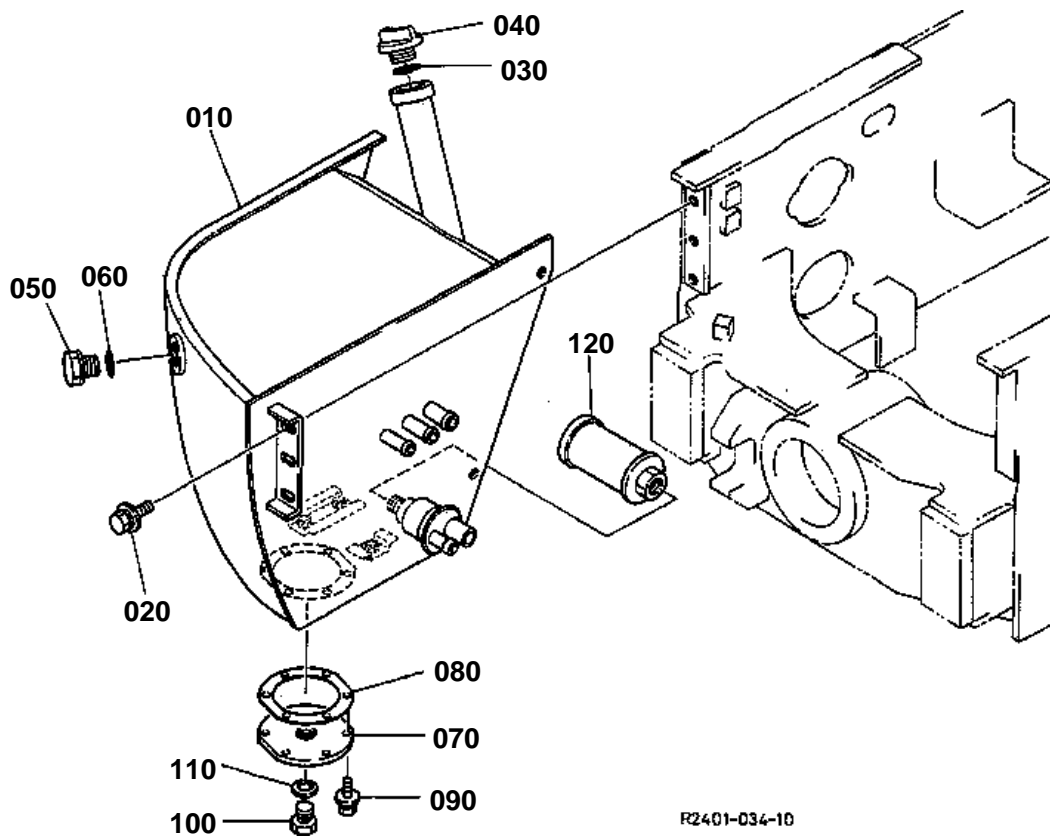
R2401-033-11

**SOLENOID VALVE**

↔ Interchangeable; ≠ not interchangeable; ← new for old; → old for new

REF.No	Part No.	Description	Q'ty	S.No.	I/C	REMARKS	Weight (kgf)	Weight (lb)
010	R1401-61210	VALVE	1				1.5	3.3
020	01123-60860	BOLT	2				0.03	0.066
030	04810-00110	O RING	1				0	0
040	RB101-63870	JOINT	1				0.06	0.132
040	RC601-63720	JOINT	1		↔		0.06	0.132
050	04810-00110	O RING	1				0	0
060	R1401-64212	JOINT PIPE	1	≤10316			0	0
060	R1401-64240	JOINT PIPE	1	≥10317	≠		0.032	0.0704
070	04810-00110	O RING	1				0	0
080	R1401-63710	JOINT PIPE	1				0.085	0.187
090	R1401-62270	ORIFICE	1				0.003	0.0066

OIL TANK



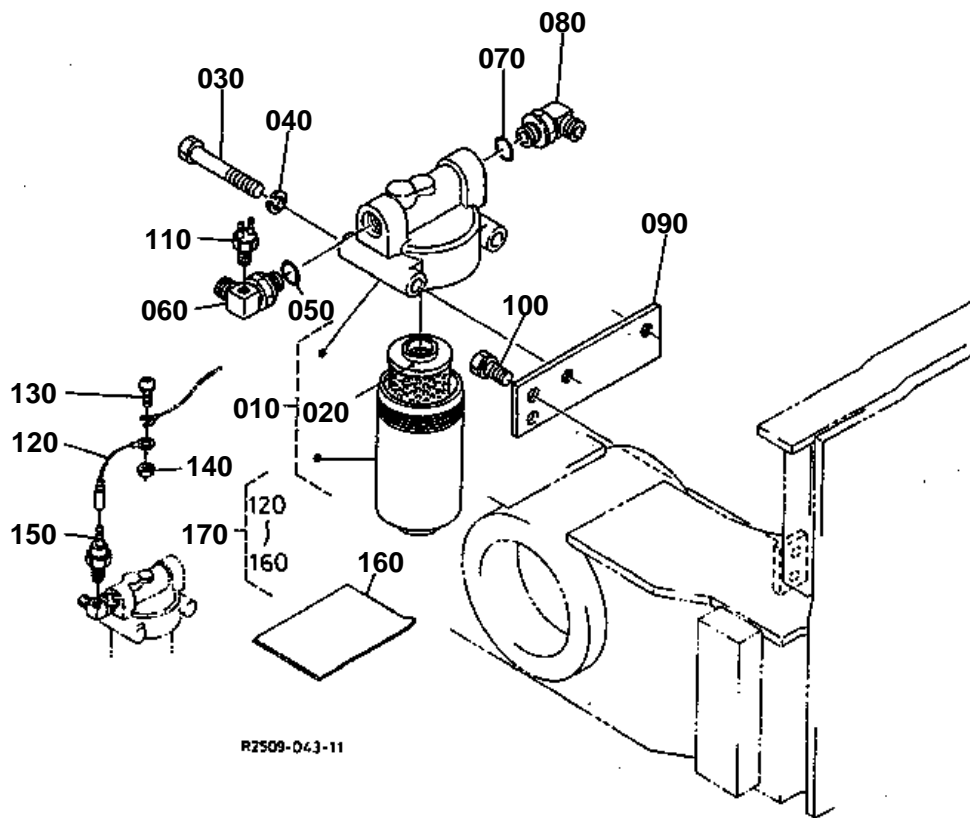


OIL TANK

↔ Interchangeable; ≠ not interchangeable; ← new for old; → old for new

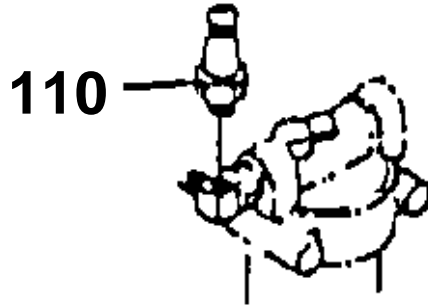
REF.No	Part No.	Description	Q'ty	S.No.	I/C	REMARKS	Weight (kgf)	Weight (lb)
010	R2401-62110	TANK OIL	1	<=10075			0	0
010	R2401-62113	TANK OIL	1	>=10076	←		0	0
010	R2401-62114	TANK OIL	1	>=10371	←		0	0
010	R2401-62115	TANK OIL	1	>=11332	←		26.8	58.96
020	01135-61020	BOLT	5				0.015	0.033
030	04811-50300	O RING	1				0	0
040	15852-33140	PLUG OIL FILLER	1				0.038	0.0836
050	68841-62170	GAUGE OIL LEVEL	1				0.02	0.044
060	04810-00250	O RING	1				0	0
070	R1401-51120	COVER	1				0.73	1.606
080	R1401-51130	GASKET	1				0.011	0.0242
090	01135-61020	BOLT	6				0.015	0.033
100	06331-35016	PLUG	1				0.04	0.088
110	04717-01600	WASHER WITH RUBBER	1				0.003	0.0066
120	68773-62210	STRAINER SUCTION	1				0.42	0.924

OIL FILTER

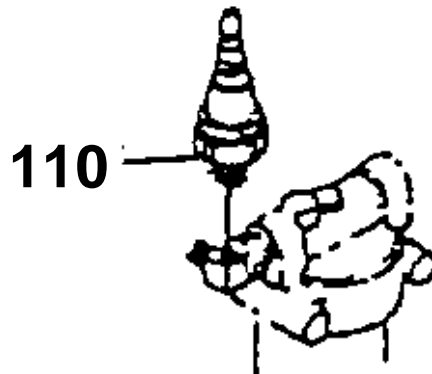


R2509-043-11

110 68841-5363-0



110 33740-3902-0

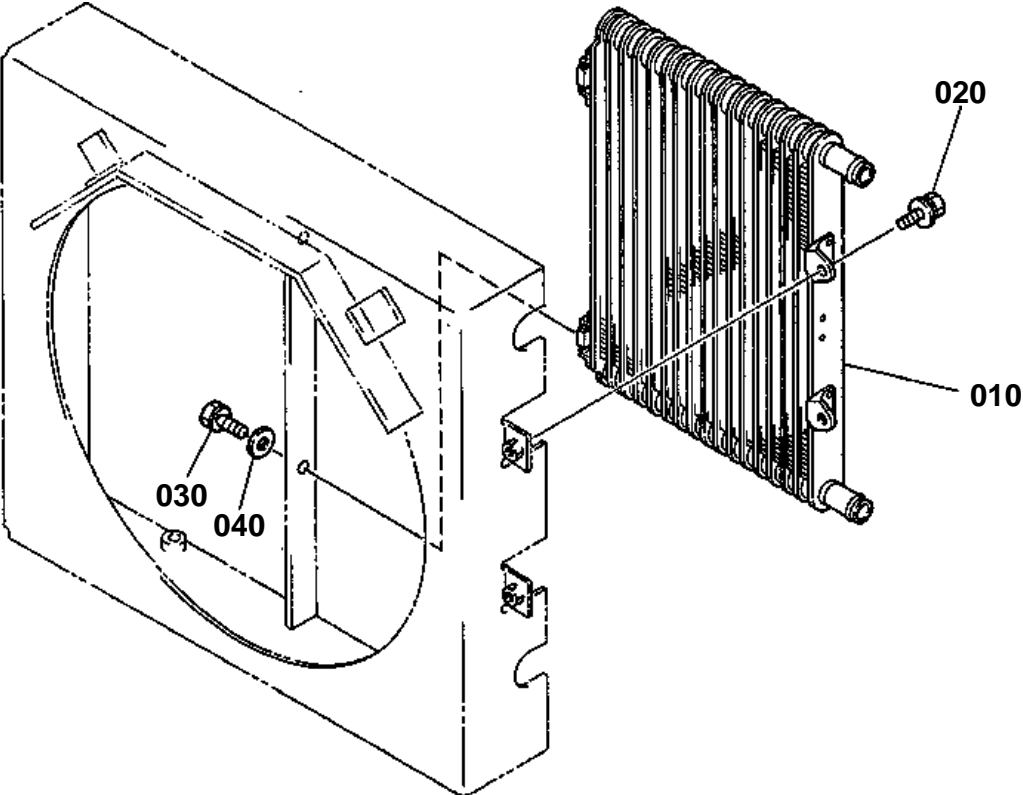


R2401-827-10

**OIL FILTER**

↔ Interchangeable; ≠ not interchangeable; ← new for old; → old for new

REF.No	Part No.	Description	Q'ty	S.No.	I/C	REMARKS	Weight (kgf)	Weight (lb)
010	51840-18130	ASSY FILTER HYDRAUL.	1				1.3	2.86
020	51840-18150	ELEMENT FILTER	1				0.12	0.264
030	01173-61095	BOLT	2				0.06	0.132
040	04512-60100	WASHER SPRING	2				0.002	0.0044
050	04810-00180	O RING	1				0	0
060	R1401-64220	JOINT	1				0.15	0.33
070	04810-00180	O RING	1				0	0
080	R1401-63480	JOINT	1				0.15	0.33
090	R1401-64910	BRACKET FILTER	1				0.486	1.0692
100	01133-61025	BOLT	2				0.02	0.044
110	68841-53630	SWITCH OIL	1	≤10322			0.05	0.11
110	33740-39020	SWITCH OIL	1	≥10323	≠		0.05	0.11
110	33860-39022	SWITCH OIL	1	≥10371	≠		0.05	0.11
120	R1401-53640	WIRE HARNESS	1			OPTION	0.002	0.0044
130	03024-60508	SCREW WITH WASHER	1			OPTION	0.005	0.011
140	02054-60050	NUT	1			OPTION	0.003	0.0066
150	33740-39020	SWITCH OIL	1			OPTION	0.05	0.11
160	R1401-92110	MANUAL ASSEMBLY	1			OPTION	0	0
170	R1401-92100	KIT SWITCH	1			OPTION	0.07	0.154



R2509-044-10

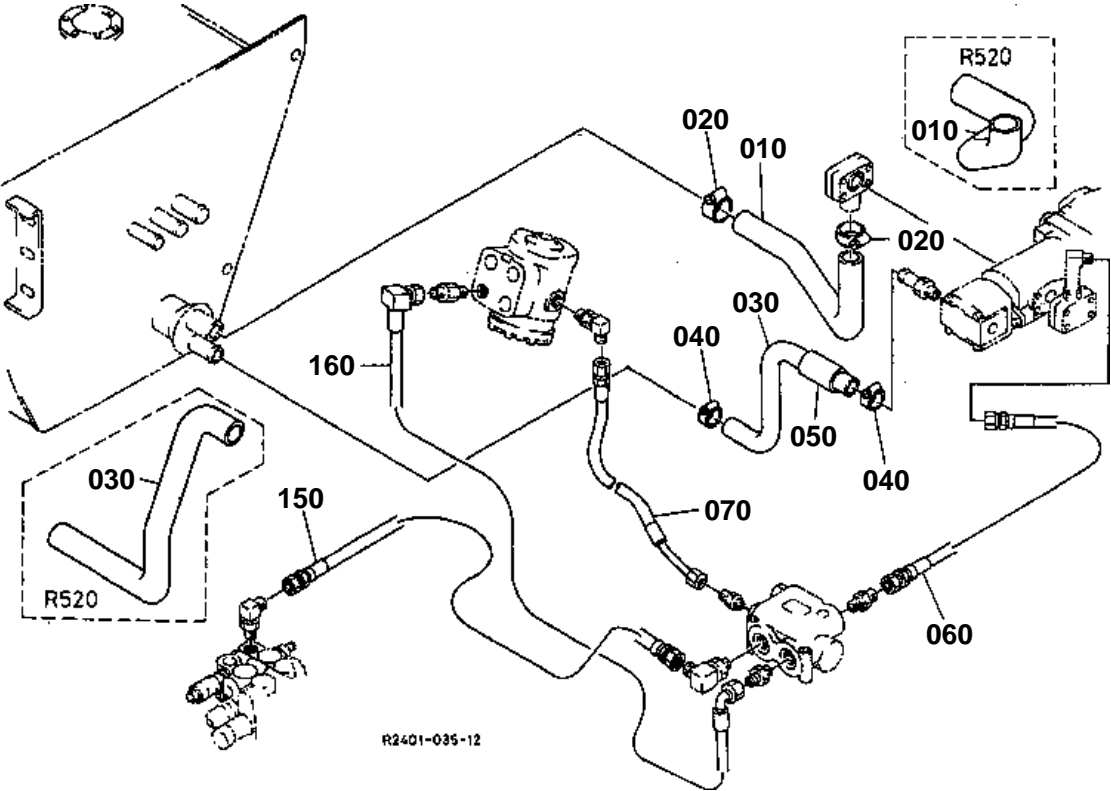


OIL COLLER

↔ Interchangeable; ≠ not interchangeable; ← new for old; → old for new

REF.No	Part No.	Description	Q'ty	S.No.	I/C	REMARKS	Weight (kgf)	Weight (lb)
010	R1401-62410	COOLER OIL	1				1.6	3.52
020	01025-60616	BOLT	2	<=11205			0.01	0.022
020	01205-60614	BOLT	2	>=11206	←		0.05	0.11
030	01123-60820	BOLT	2				0.015	0.033
040	04015-60080	WASHER PLAIN	2				0.01	0.022

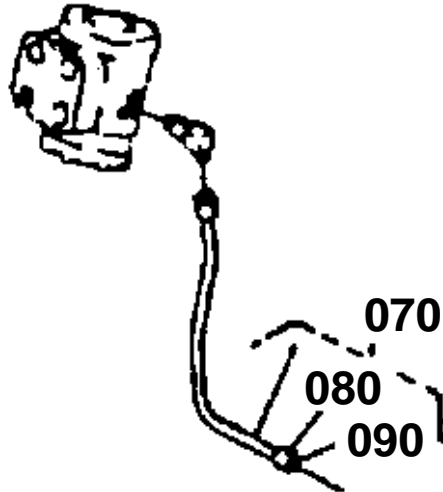
HYDRAULIC OIL LINE (SUCTION)



070 R1401-6333-0

080 68221-6834-0

090 68221-6835-0



100 R1401-6334-3

100 R1501-6334-3

110 68331-6263-0

120 68331-6262-0

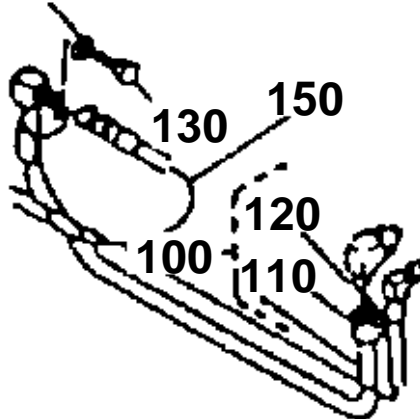
130 01133-61030

140 04013-60100

150 R1401-6335-0

150 R1501-6335-2

140



R2401-809-11

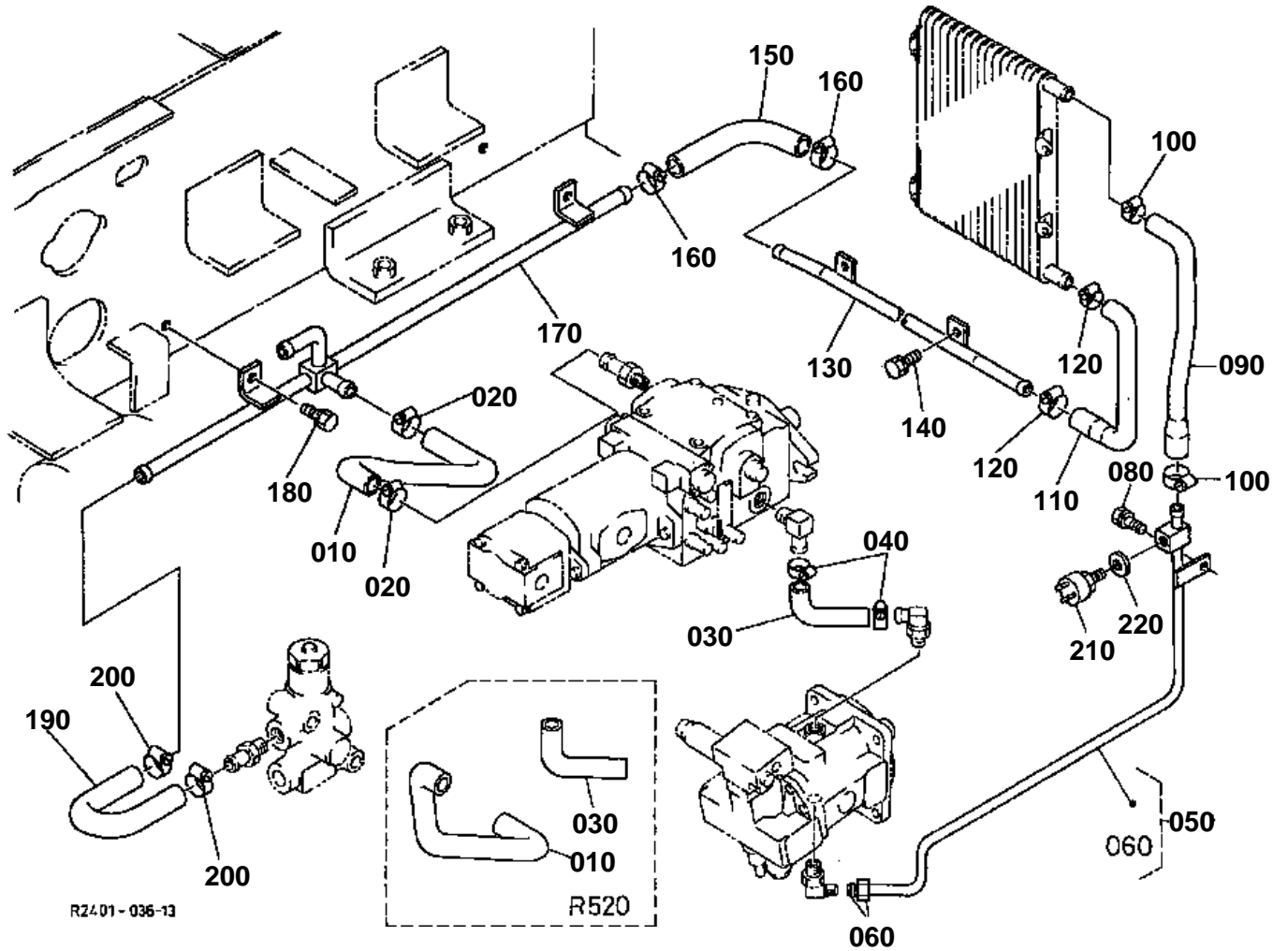


HYDRAULIC OIL LINE (SUCTION)

↔ Interchangeable; ≠ not interchangeable; ← new for old; → old for new

REF.No	Part No.	Description	Q'ty	S.No.	I/C	REMARKS	Weight (kgf)	Weight (lb)
010	R1401-63110	HOSE SUCTION	1				0.355	0.781
020	68311-72830	CLAMP HOSE	2				0.03	0.066
030	R1401-63130	HOSE SUCTION	1				0.33	0.726
040	68311-72820	CLAMP HOSE	2				0.03	0.066
050	R1401-63160	TUBE	1	≤10194			0	0
050	R1401-63162	TUBE	1	≥10195	←		0.06	0.132
060	R1401-63320	HOSE HYDRAULIC	1	≤10194			0.8	1.76
060	R2501-63320	HOSE HYDRAULIC	1	≥10195	←		0	0
060	R2501-63322	HOSE HYDRAULIC	1	≥10442	←		0.71	1.562
070	R1401-63330	PIPE HIGH PRESSURE	1	≤10194			0.18	0.396
070	R2501-63330	HOSE HYDRAULIC	1	≥10195	≠		0.226	0.4972
080	68221-68340	NUT	2			NOT SALE	0	0
090	68221-68350	SLEEVE	2			NOT SALE	0	0
100	R1401-63343	PIPE HIGH PRESSURE	1	≤10032			0.95	2.09
110	68331-62630	NUT	1	≤10032			0.065	0.143
120	68331-62620	SLEEVE	1	≤10032			0.005	0.011
130	01133-61030	BOLT	1	≤10032			0.023	0.0506
140	04013-60100	WASHER PLAIN	1	≤10032			0.003	0.0066
150	R1401-63350	HOSE HYDRAULIC	1	≤10194			0.5	1.1
150	R2501-63350	HOSE HYDRAULIC	1	≥10195	≠		0	0
150	R2501-63352	HOSE HYDRAULIC	1	≥10442	←		0.61	1.342
160	R2501-63360	HOSE HYDRAULIC	1	≤10194			0	0
160	R2501-63362	HOSE HYDRAULIC	1	≥10195	←		0.524	1.1528

HYDRAULIC OIL LINE (OIL COOLER)

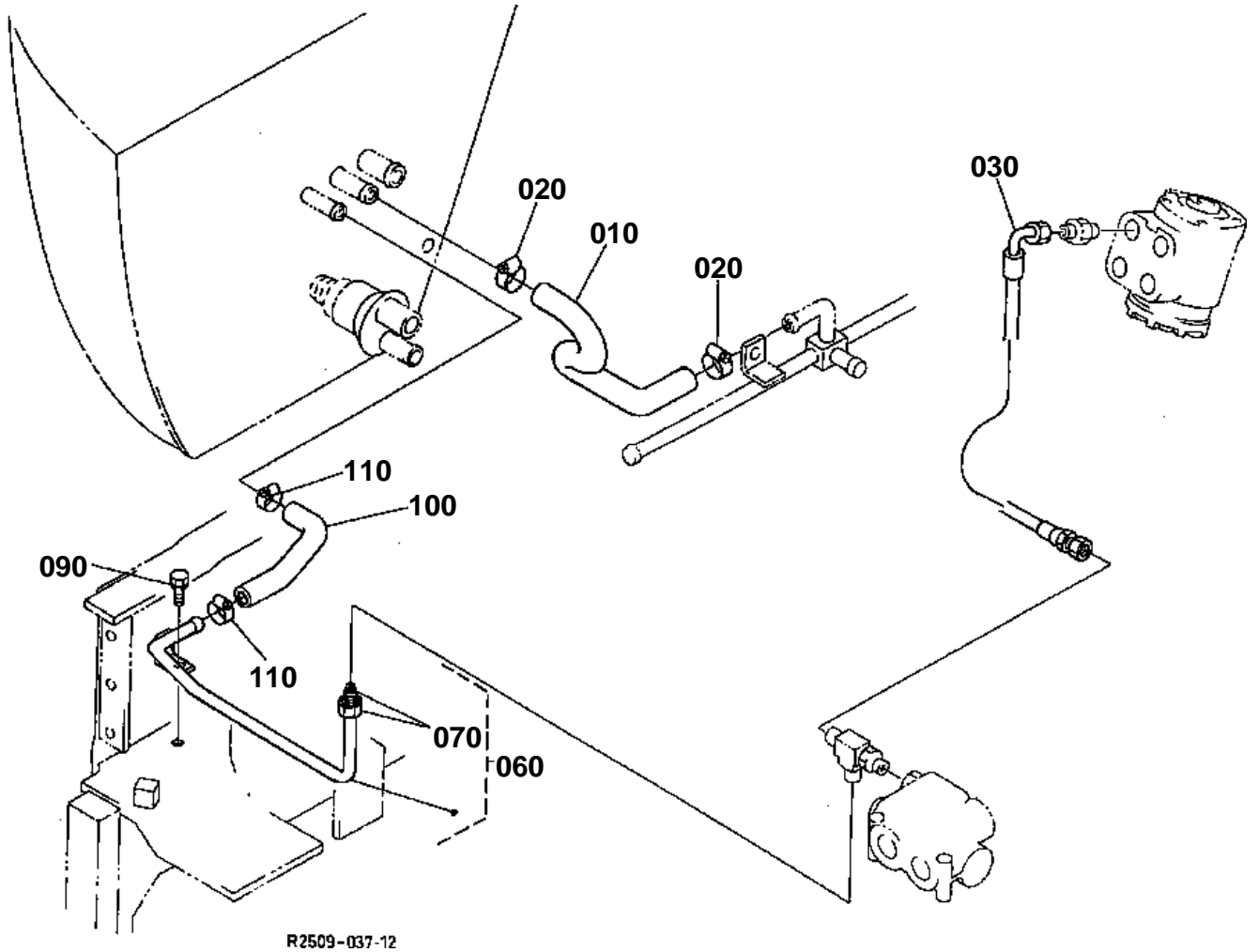


**HYDRAULIC OIL LINE (OIL COOLER)**

↔ Interchangeable; ≠ not interchangeable; ← new for old; → old for new

REF.No	Part No.	Description	Q'ty	S.No.	I/C	REMARKS	Weight (kgf)	Weight (lb)
010	R1401-63910	HOSE BY-PASS RELIEF	1				0.25	0.55
020	R1401-63150	CLAMP HOSE	2				0.02	0.044
030	R1401-63520	HOSE RETURN	1				0.113	0.2486
040	R1401-63150	CLAMP HOSE	2				0.02	0.044
050	R1401-63563	PIPE RETURN	1	≤11120			1.26	2.772
050	R1401-63565	PIPE RETURN	1	≥11121	≠		1.26	2.772
060	R1401-68200	JOINT PIPE	1	≤11120			0.006	0.0132
060	R1401-68202	JOINT PIPE	1	≥11121	≠		0.09	0.198
070	99999-99999	BLANK	0				0	0
080	01135-61020	BOLT	1				0.015	0.033
090	R1401-63570	HOSE RETURN	1				0.235	0.517
100	R1401-63150	CLAMP HOSE	2				0.02	0.044
110	R1401-63580	HOSE RETURN	1				0.245	0.539
120	R1401-63150	CLAMP HOSE	2				0.02	0.044
130	R1401-63590	PIPE RETURN	1				0.4	0.88
140	01133-61020	BOLT	2				0.02	0.044
150	R1401-63610	HOSE RETURN	1				0.128	0.2816
160	R1401-63150	CLAMP HOSE	2				0.02	0.044
170	R1401-63620	PIPE RETURN	1				1	2.2
180	01133-61020	BOLT	2				0.02	0.044
190	R1401-63630	HOSE RETURN	1				0.15	0.33
200	R1401-63150	CLAMP HOSE	2				0.02	0.044
210	68841-53640	SWITCH THERMOMETER	1				0.06	0.132
220	04717-01600	WASHER WITH RUBBER	1				0.003	0.0066

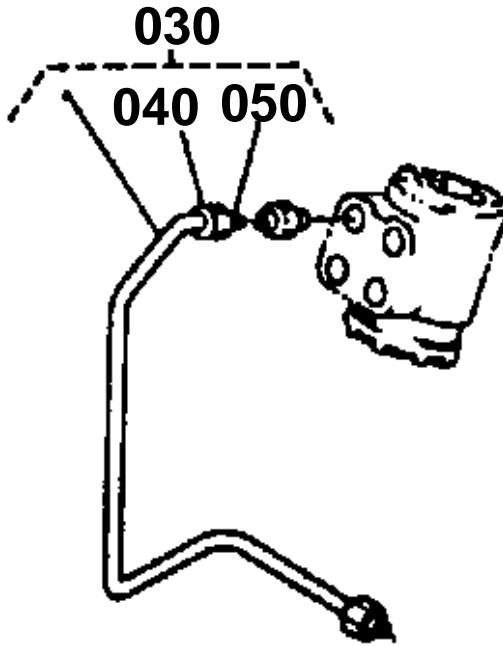
HYDRAULIC OIL LINE (RETURN)



030 R1401-6365-0

040 68741-6846-0

050 68741-6848-0



R2406-803-10

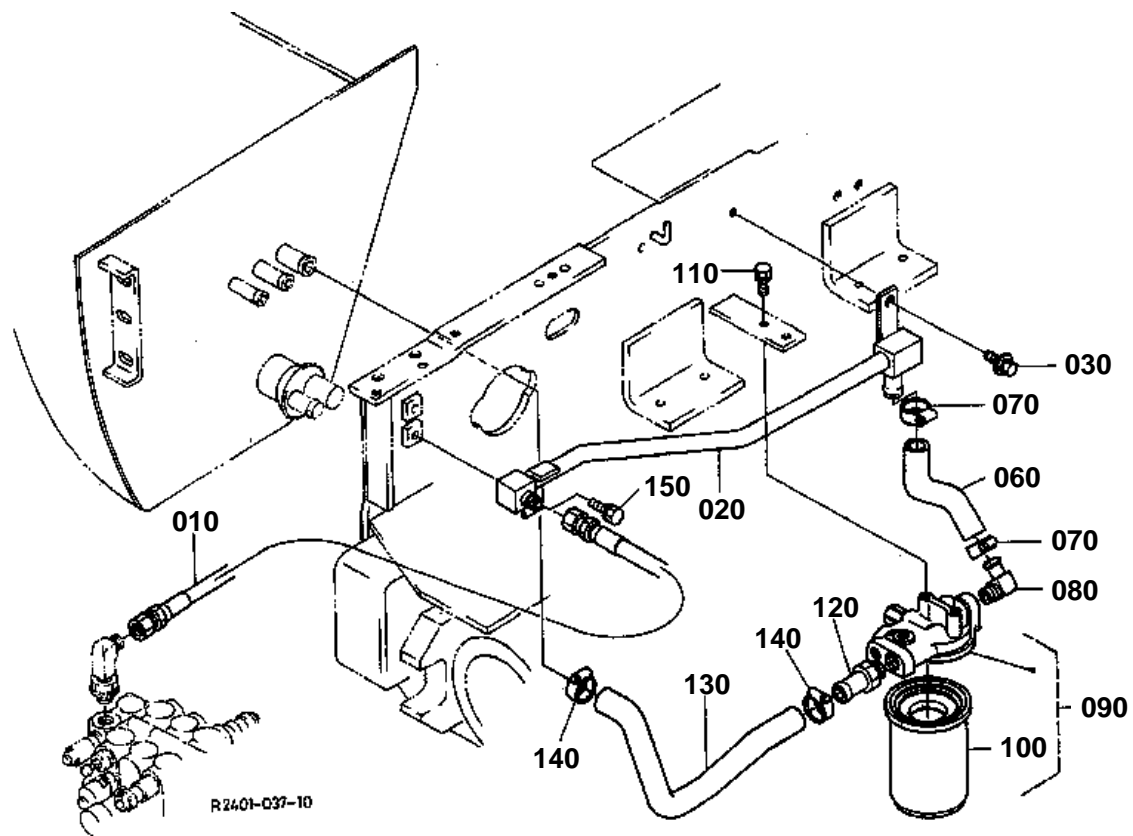


HYDRAULIC OIL LINE (RETURN)

↔ Interchangeable; ≠ not interchangeable; ← new for old; → old for new

REF.No	Part No.	Description	Q'ty	S.No.	I/C	REMARKS	Weight (kgf)	Weight (lb)
010	R1401-63640	HOSE RETURN	1				0.235	0.517
020	R1401-63150	CLAMP HOSE	2				0.02	0.044
030	R1401-63650	PIPE RETURN	1	≤10194			0.3	0.66
030	R2501-63650	HOSE HYDRAULIC	1	≥10195	≠		0.42	0.924
030	R1501-63360	HOSE HYDRAULIC	1	≥10199	←		0.5	1.1
040	68741-68460	NUT	2			NOT SALE	0	0
050	68741-68480	SLEEVE	2			NOT SALE	0	0
060	R1401-63660	PIPE RETURN	1	≤10194			0.4	0.88
060	R2401-63660	PIPE RETURN	1	≥10195	←		0.35	0.77
060	R2401-63663	PIPE RETURN	1	≥11120	≠		0.35	0.77
070	06020-31202	JOINT PIPE	1	≤11120			0.025	0.055
070	06020-31203	JOINT PIPE	1	≥11121	≠	NOT SALE	0.025	0.055
080	99999-99999	BLANK	0				0	0
090	01133-61020	BOLT	1				0.02	0.044
100	R1401-63670	HOSE RETURN	1				0.09	0.198
110	68311-72810	CLAMP HOSE	2	≤10859			0.02	0.044
110	RC101-64580	CLAMP HOSE	2	≥10860	←		0.018	0.0396

RETURN FILTER



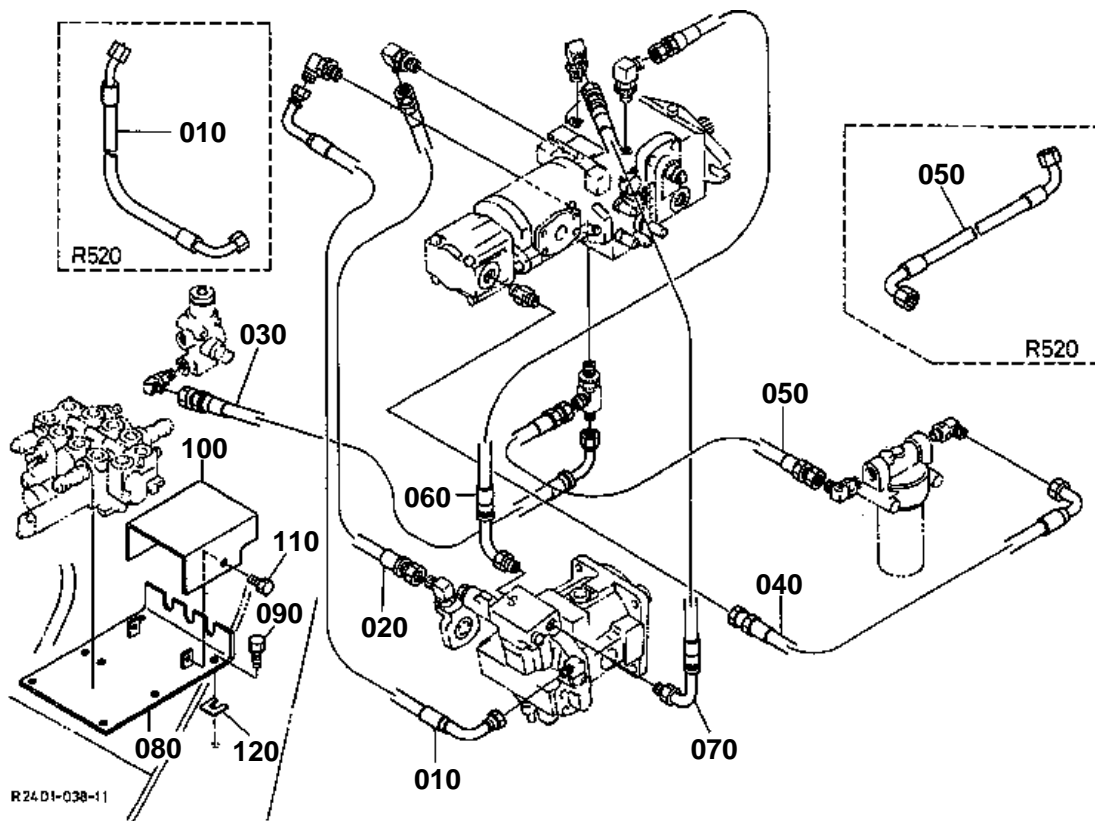


RETURN FILTER

↔ Interchangeable; ≠ not interchangeable; ← new for old; → old for new

REF.No	Part No.	Description	Q'ty	S.No.	I/C	REMARKS	Weight (kgf)	Weight (lb)
010	R1401-63810	HOSE	1				0.5	1.1
020	R2401-64820	PIPE T	1				1.758	3.8676
030	01135-61035	BOLT	1				0.03	0.066
040	99999-99999	BLANK	0				0	0
050	99999-99999	BLANK	0				0	0
060	R1401-64850	HOSE FILTER	1				0.15	0.33
070	68311-72820	CLAMP HOSE	2				0.03	0.066
080	R1401-63770	JOINT	1				0.358	0.7876
090	68881-63810	FILTER RETURN	1				1.2	2.64
100	52200-15320	OIL FILTER HST	1				0.65	1.43
110	01123-61020	BOLT	2				0.02	0.044
120	R1401-64870	JOINT PIPE	1				0.2	0.44
130	R1401-64860	HOSE FILTER	1				0.34	0.748
140	68311-72820	CLAMP HOSE	2				0.03	0.066
150	01133-61035	BOLT	1				0.027	0.0594

HIGH PRESSURE OIL LINE



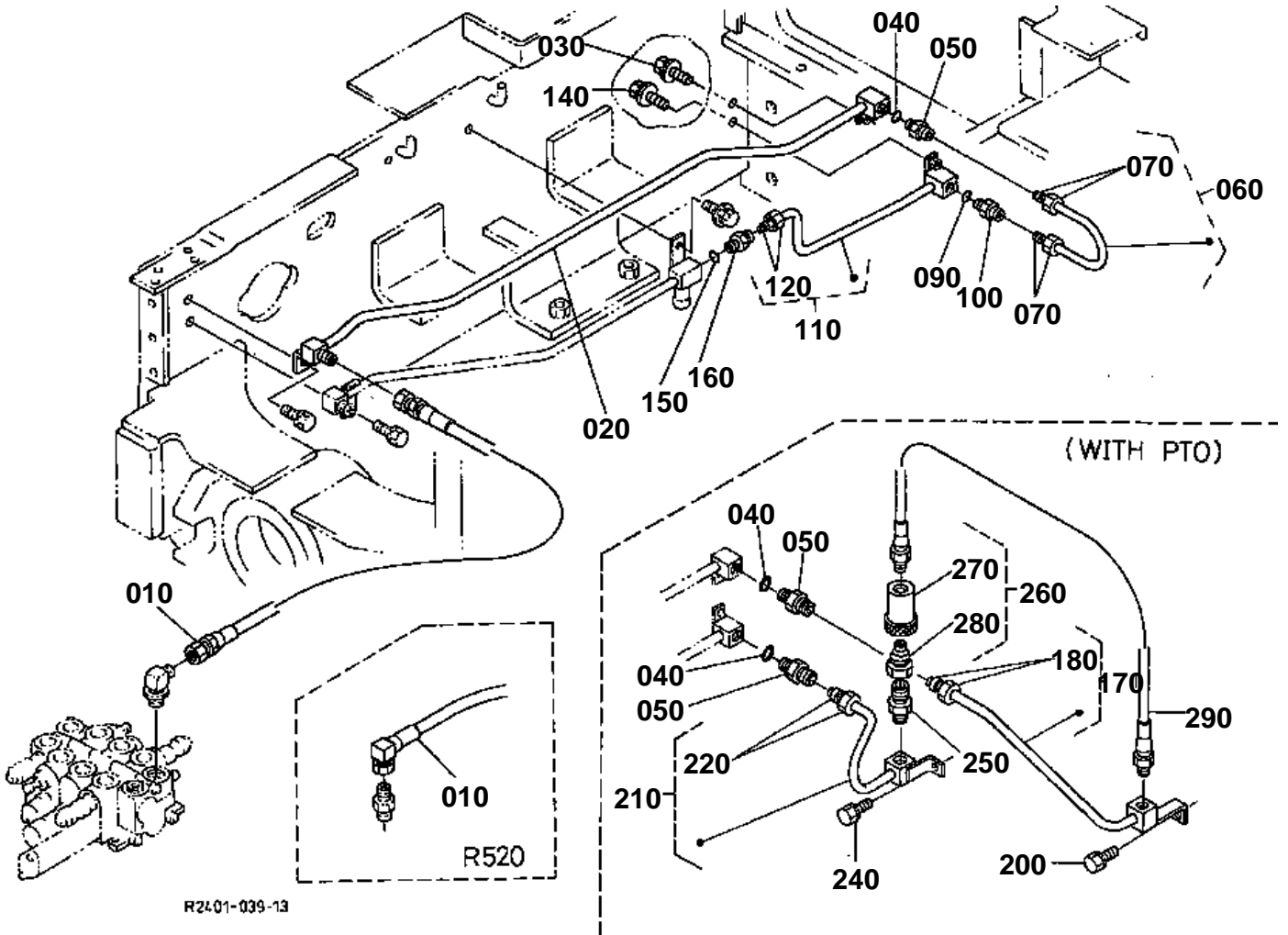


HIGH PRESSURE OIL LINE

↔ Interchangeable; ≠ not interchangeable; ← new for old; → old for new

REF.No	Part No.	Description	Q'ty	S.No.	I/C	REMARKS	Weight (kgf)	Weight (lb)
010	R1401-64120	HOSE HYDRAULIC	1				1.2	2.64
020	R1401-64150	HOSE HYDRAULIC	1				1	2.2
030	R2401-64310	HOSE HYDRAULIC	1				0.035	0.077
040	R1401-64410	HOSE HYDRAULIC	1				0.4	0.88
050	R1401-64420	HOSE HYDRAULIC	1				0.45	0.99
060	R1401-64430	HOSE HYDRAULIC	1				0.13	0.286
070	R1401-64440	HOSE HYDRAULIC	1				0.2	0.44
080	R2401-65110	BASE VALVE	1				0	0
080	R1401-65110	BASE VALVE	1		↔		1.474	3.2428
090	01133-61020	BOLT	4				0.02	0.044
100	R2401-65120	COVER VALVE	1				0	0
110	01053-60610	BOLT	2				0.005	0.011
120	68351-62172	SHIM	6	>=10033			0.006	0.0132

OIL PIPING RETURN

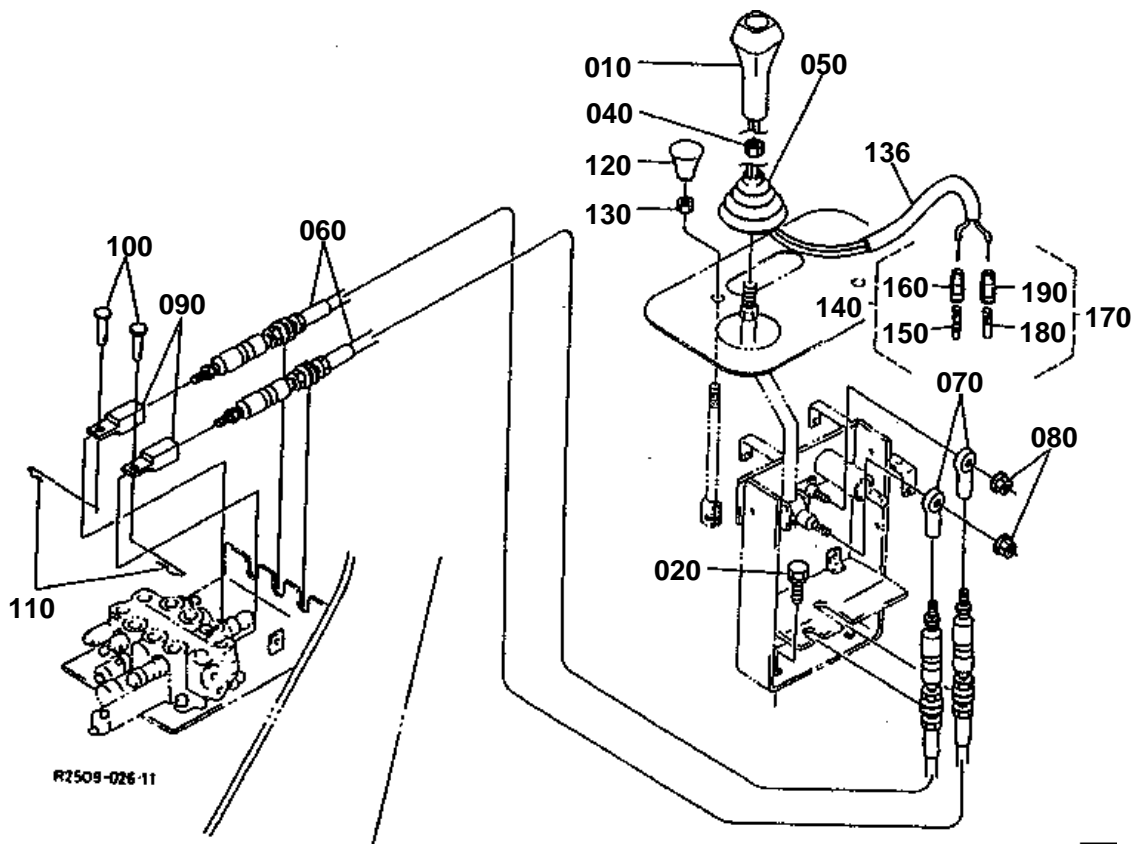


**OIL PIPING RETURN**

↔ Interchangeable; ≠ not interchangeable; ← new for old; → old for new

REF.No	Part No.	Description	Q'ty	S.No.	I/C	REMARKS	Weight (kgf)	Weight (lb)
010	R2401-63930	HOSE	1				0.6	1.32
020	R2401-64810	PIPE PB	1				2.4	5.28
030	01135-61030	BOLT	1				0.028	0.0616
040	04810-00240	O RING	1				0	0
050	R2401-64920	JOINT PIPE	1				0.134	0.2948
060	R2401-64840	PIPE T	1	<=11120			0.618	1.3596
060	R2401-64843	PIPE T	1	>=11121	≠		0.618	1.3596
070	R1401-68220	JOINT PIPE	2	<=11120		W/O PTO	0.09	0.198
070	R1401-68222	JOINT PIPE	2	>=11121	≠	W/O PTO	0.07	0.154
080	99999-99999	BLANK	0				0	0
090	04810-00240	O RING	1				0	0
100	R2401-64920	JOINT PIPE	1				0.134	0.2948
110	R2401-64830	PIPE T	1	<=11120			1.228	2.7016
110	R2401-64833	PIPE T	1	>=11121	≠		1.24	2.728
120	R1401-68220	JOINT PIPE	1	<=11120		NOT SALE	0.09	0.198
120	R1401-68222	JOINT PIPE	1	>=11121	≠		0.07	0.154
130	99999-99999	BLANK	0				0	0
140	01135-61030	BOLT	1				0.028	0.0616
150	04810-00240	O RING	1				0	0
160	R2401-64920	JOINT PIPE	1				0.134	0.2948
170	R2401-64932	PIPE	1	<=11120		WITH PTO	0.794	1.7468
170	R2401-64934	PIPE T	1	>=11121	≠	WITH PTO	0.794	1.7468
180	06020-31202	JOINT PIPE	1	<=11120			0.025	0.055
180	06020-31203	JOINT PIPE	1	>=11121	≠	NOT SALE	0.025	0.055
190	99999-99999	BLANK	0				0	0
200	01135-61020	BOLT	1			WITH PTO	0.015	0.033
210	R2401-64942	PIPE T	1	<=11120		WITH PTO	0.738	1.6236
210	R2401-64944	PIPE T	1	>=11121	≠	WITH PTO	0.738	1.6236
220	06020-31202	JOINT PIPE	1	<=11120			0.025	0.055
220	R1401-68222	JOINT PIPE	1	>=11121	≠		0.07	0.154
230	99999-99999	BLANK	0				0	0
240	01135-61020	BOLT	1			WITH PTO	0.015	0.033
250	68811-68230	JOINT PIPE	1				0	0
250	R1401-68460	ADAPTER	1		↔		0.085	0.187
260	68817-68100	ASSY COPLER	1			WITH PTO	0.46	1.012
270	70765-62870	COUPLER MALE	1			WITH PTO	0.08	0.176
280	68817-68120	COUPLER FEMALE	1			WITH PTO	0.39	0.858
290	R2401-63952	HOSE	1			WITH PTO	0.68	1.496

CONTROL LEVER (SHOVEL)



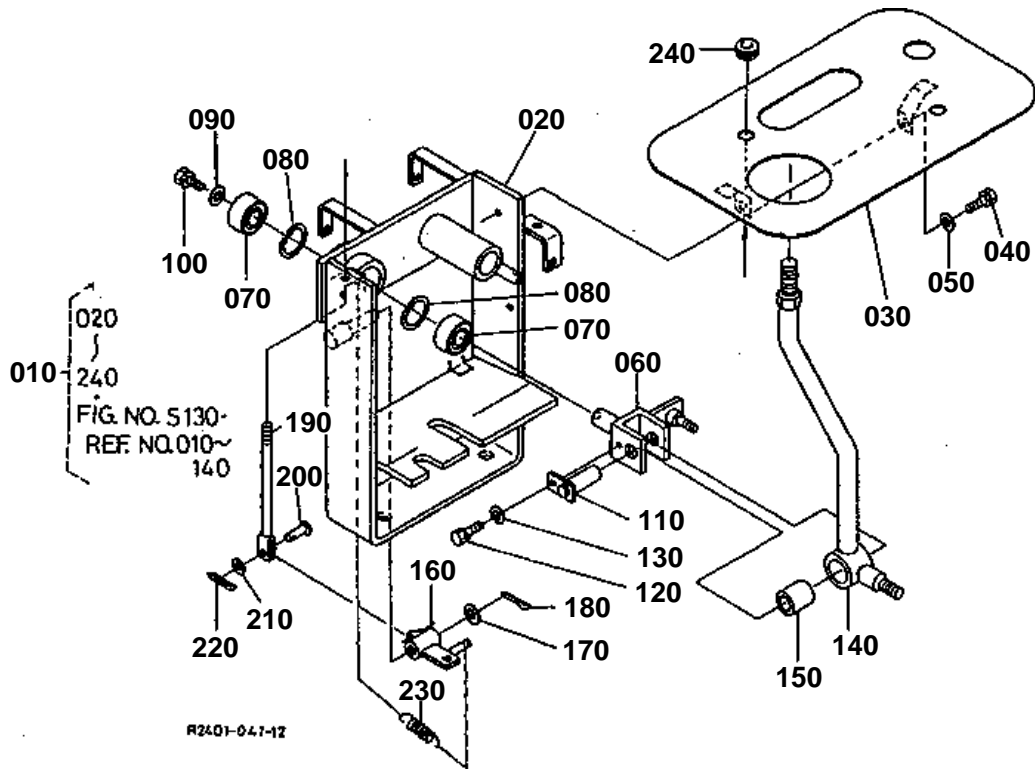


CONTROL LEVER (SHOVEL)

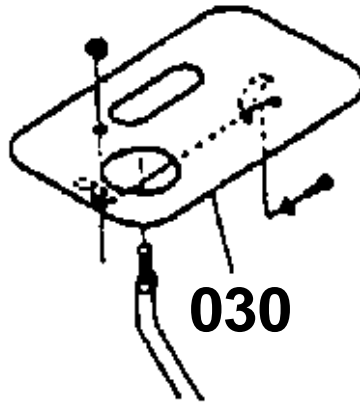
↔ Interchangeable; ≠ not interchangeable; ← new for old; → old for new

REF.No	Part No.	Description	Q'ty	S.No.	I/C	REMARKS	Weight (kgf)	Weight (lb)
010	R2401-65270	GRIP LEVER	1	<=10565			0	0
010	R2401-65272	GRIP LEVER	1	>=10566	←		0.166	0.3652
020	01133-61025	BOLT	2				0.02	0.044
030	99999-99999	BLANK	0				0	0
040	02172-60140	NUT	1				0.01	0.022
050	68701-65180	RUBBER BELLOWS	1				0.07	0.154
060	R1401-65252	CABLE CONTROL	2				0.7	1.54
070	31351-24220	SCREW ROD-END RH	2				0.04	0.088
080	02751-50080	NUT FLANGE	2				0.006	0.0132
090	R1401-65350	LINK	2				0.032	0.0704
100	68021-32790	PIN	2				0.004	0.0088
110	05525-60500	PIN SNAP	2				0.001	0.0022
120	67156-55150	GRIP	1				0.003	0.0066
120	R1401-65630	GRIP	1		↔		0.011	0.0242
130	02014-60060	NUT	1				0.002	0.0044
136	R2401-65280	TUBE	1	>=10566			0.001	0.0022
140	68271-65900	ASSY TERMINAL	1				0.001	0.0022
150	68271-65910	TERMINAL	1				0.003	0.0066
160	68271-65920	SLEEVE	1				0.001	0.0022
170	68741-53400	ASSY TERMINAL	1				0.002	0.0044
180	68741-53410	TERMINAL	1			NOT SALE	0	0
190	68741-53420	SLEEVE	1			NOT SALE	0.001	0.0022

CONTROL LEVER (SHOVEL) [COMPONENT PARTS]



030 R1401-6522-0



R2401-828-10

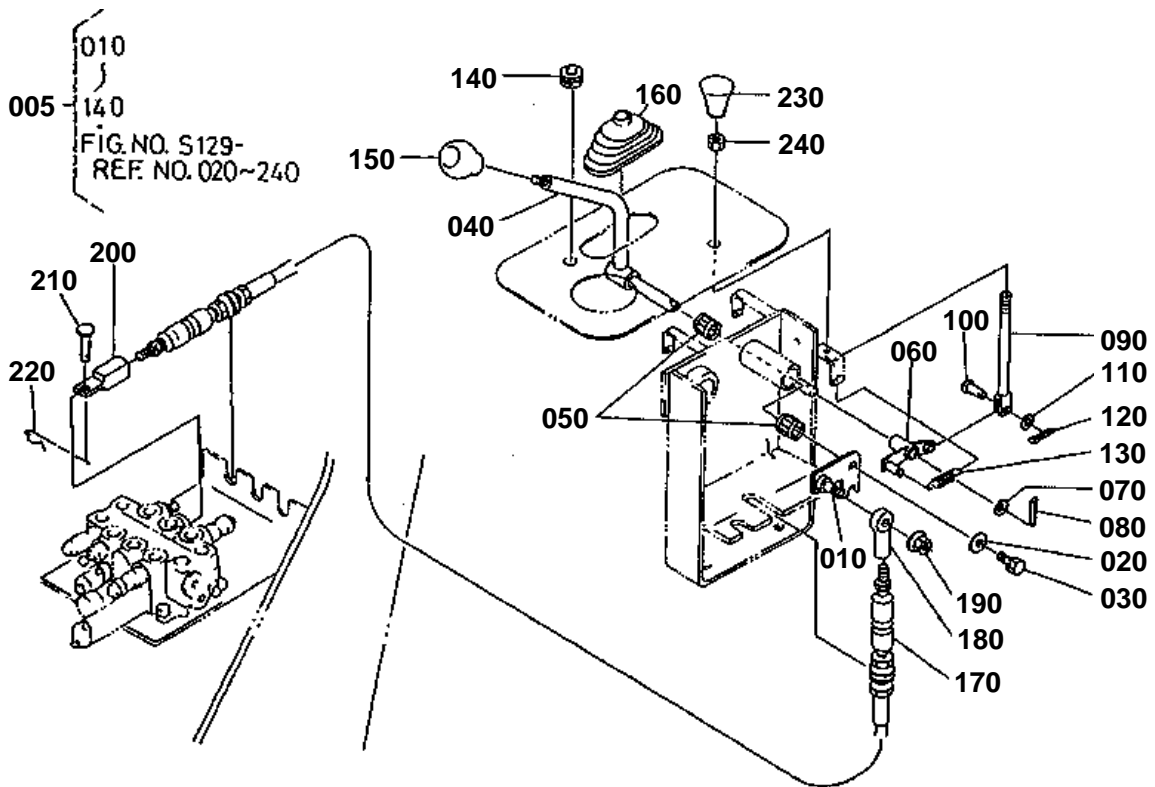


CONTROL LEVER (SHOVEL) [COMPONENT PARTS]

↔ Interchangeable; ≠ not interchangeable; ← new for old; → old for new

REF.No	Part No.	Description	Q'ty	S.No.	I/C	REMARKS	Weight (kgf)	Weight (lb)
010	R1401-65400	ASSY LEVER CONTROL	1	<=10137			5.64	12.408
010	R1401-65402	ASSY LEVER CONTROL	1	>=10138	≠		0	0
010	R2401-65300	ASSY LEVER CONTROL	1	>=10218	←		6	13.2
020	R1401-65210	BASE CONTROL SHAFT	1	<=10137			2.6	5.72
020	R2401-65210	BASE CONTROL SHAFT	1	>=10138	≠		2.5	5.5
030	R1401-65220	BASE CONTROL SHAFT	1	<=10217			0.624	1.3728
030	R2401-65220	COVER CONTROL SHAFT	1	>=10218	←		0.66	1.452
040	01023-60610	BOLT	2				0.01	0.022
050	04013-60060	WASHER PLAIN	2				0.001	0.0022
060	R1401-65310	ARM CONTROL	1				0.18	0.396
070	08141-06002	BEARING BALL	2				0.029	0.0638
080	04611-00320	CIR CLIP INTERNAL	2				0.002	0.0044
090	04015-60080	WASHER PLAIN	1				0.01	0.022
100	01123-60816	BOLT	1				0.01	0.022
110	R1401-65320	PIN	1				0.05	0.11
120	01023-60610	BOLT	1				0.01	0.022
130	04013-60060	WASHER PLAIN	2				0.001	0.0022
140	R1401-65330	LEVER CONTROL	1				0.39	0.858
150	68841-65250	BEARING NEEDLE	1				0.02	0.044
160	R1401-65510	ARM LOCK	1				0.05	0.11
170	04013-60080	WASHER PLAIN	1				0.002	0.0044
180	05511-50215	PIN SPLIT	1				0.001	0.0022
190	R1401-65520	ROD LOCK	1				0.025	0.055
200	05122-50614	PIN JOINT	1				0.004	0.0088
210	04013-60060	WASHER PLAIN	1				0.001	0.0022
220	05511-51612	PIN SPLIT	1				0.001	0.0022
230	R1401-65540	SPRING	1				0.003	0.0066
240	36330-87450	RING RUBBER	1				0.001	0.0022

CONTROL LEVER (SP) [COMPONENT PARTS]



R2407-042-11

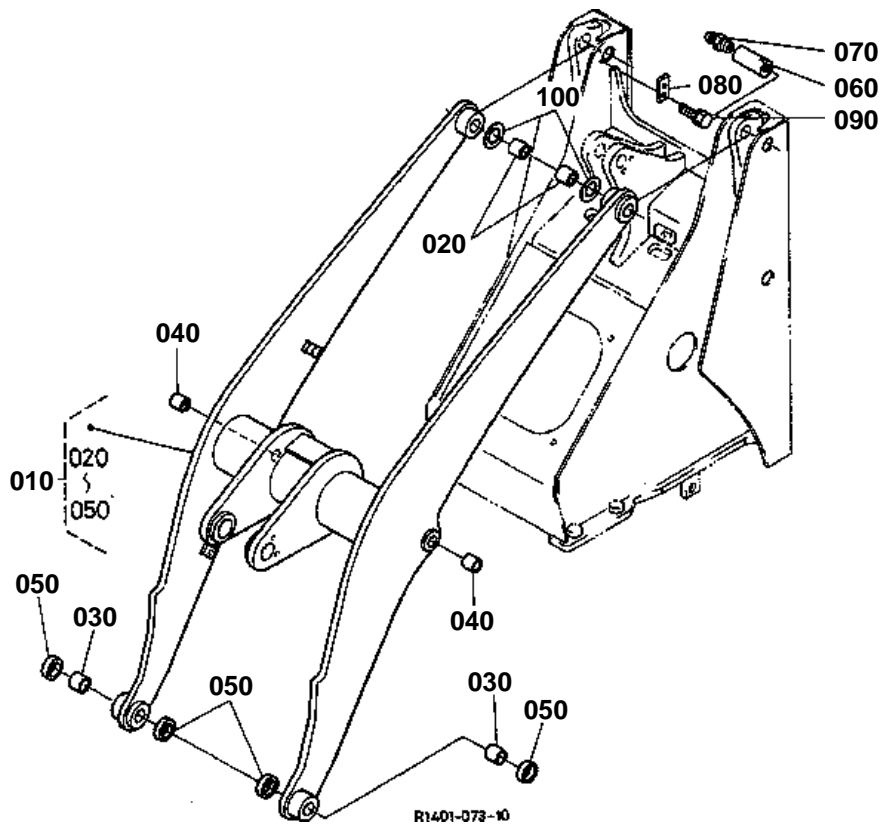


CONTROL LEVER (SP) [COMPONENT PARTS]

↔ Interchangeable; ≠ not interchangeable; ← new for old; → old for new

REF.No	Part No.	Description	Q'ty	S.No.	I/C	REMARKS	Weight (kgf)	Weight (lb)
005	R1401-65400	ASSY LEVER CONTROL	1	≤10137			5.64	12.408
005	R1401-65402	ASSY LEVER CONTROL	1	≥10138	≠		0	0
005	R2401-65300	ASSY LEVER CONTROL	1	≥10218	←		6	13.2
010	R1401-65420	ARM CONTROL SP	1	≤10137			0.07	0.154
010	R2401-65423	ARM CONTROL SP	1	≥10138	≠		0	0
020	04015-60080	WASHER PLAIN	1				0.01	0.022
030	01123-60816	BOLT	1				0.01	0.022
040	R1401-65410	LEVER CONTROL SP	1	≤10137			0.5	1.1
040	R2401-65410	LEVER CONTROL SP	1	≥10138	≠		0	0
040	R2401-65412	LEVER CONTROL SP	1	≥11340	←		0.456	1.0032
050	68841-65250	BEARING NEEDLE	2				0.02	0.044
060	R1401-65610	ARM LOCK SP	1	≤10137			0.05	0.11
060	R2401-65610	ARM LOCK SP	1	≥10138	≠		0.048	0.1056
070	04013-60080	WASHER PLAIN	1				0.002	0.0044
080	05511-50215	PIN SPLIT	1				0.001	0.0022
090	R1401-65620	ROD LOCK SP	1	≤10137			0.023	0.0506
090	R2401-65620	ROD LOCK SP	1	≥10138	≠		0.029	0.0638
100	05122-50614	PIN JOINT	1				0.004	0.0088
110	04013-60060	WASHER PLAIN	1				0.001	0.0022
120	05511-51612	PIN SPLIT	1				0.001	0.0022
130	R1401-65540	SPRING	1				0.003	0.0066
140	36330-87450	RING RUBBER	1				0.001	0.0022
150	68721-65270	GRIP	1				0.04	0.088
160	69244-65590	RUBBER BELLOWS	1				0.1	0.22
170	R1401-65252	CABLE CONTROL	1				0.7	1.54
180	31351-24220	SCREW ROD-END RH	1				0.04	0.088
190	02751-50080	NUT FLANGE	1				0.006	0.0132
200	R1401-65350	LINK	1				0.032	0.0704
210	68021-32790	PIN	1				0.004	0.0088
220	05525-60500	PIN SNAP	1				0.001	0.0022
230	67156-55150	GRIP	1	≤10332			0.003	0.0066
230	R1401-65630	GRIP	1	≥10333	↔		0.011	0.0242
240	02014-60060	NUT	1				0.002	0.0044

SHOVEL ARM



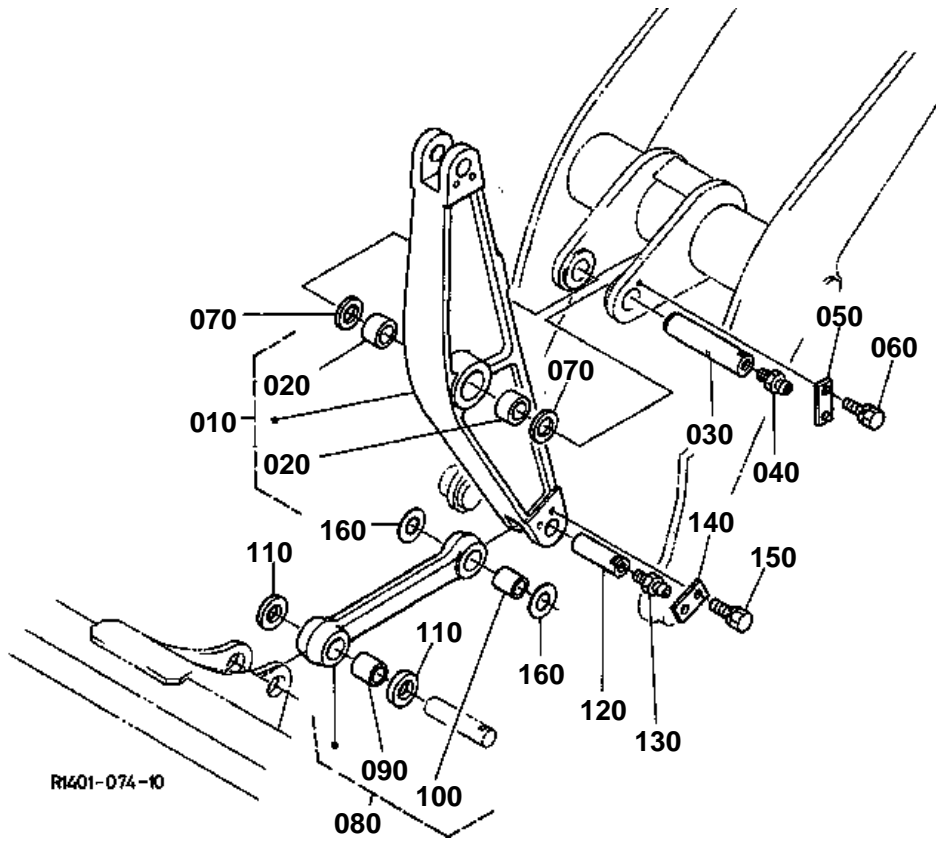


SHOVEL ARM

↔ Interchangeable; ≠ not interchangeable; ← new for old; → old for new

REF.No	Part No.	Description	Q'ty	S.No.	I/C	REMARKS	Weight (kgf)	Weight (lb)
010	R2401-71100	ASSY ARM SHOVEL	1				162	356.4
010	R2401-91370	KIT FRAME SHOVEL A	1			KTC	0	0
010	R2401-91470	KIT FRAME SHOVEL B	1			KCL	0	0
020	68881-71290	BUSH	2				0.38	0.836
030	68811-71130	BUSH	2				0.34	0.748
040	R1401-71140	BUSH	2				0.2	0.44
050	68741-66780	SEAL DUST	4				0.01	0.022
060	R1401-71152	PIN	2				1.8	3.96
070	06611-15010	NIPPLE GREASE	2				0.01	0.022
080	69201-71240	PLATE KEY	2				0.05	0.11
090	01133-61020	BOLT	4				0.02	0.044
100	68241-66920	SHIM	2			1.0mm	0.02	0.044

TILT ARM

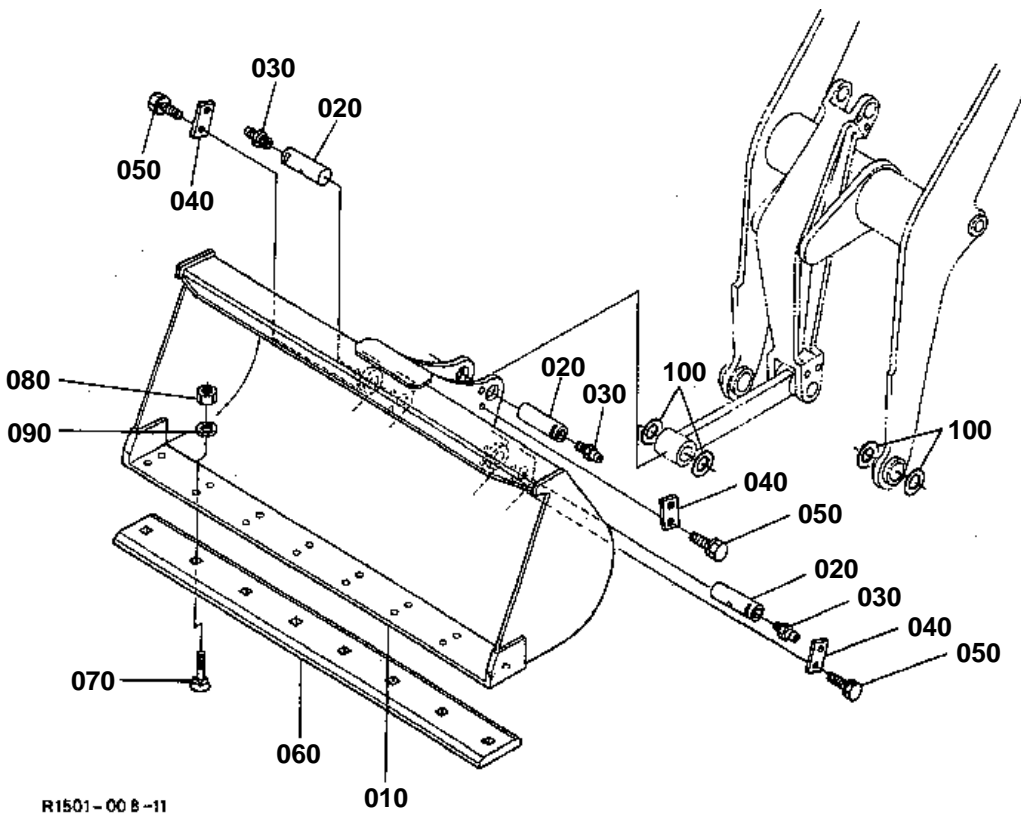


**TILT ARM**

↔ Interchangeable; ≠ not interchangeable; ← new for old; → old for new

REF.No	Part No.	Description	Q'ty	S.No.	I/C	REMARKS	Weight (kgf)	Weight (lb)
010	R2401-71200	ASSY ARM TILT	1				46.83	103.026
020	68811-71270	BUSH	2				0.19	0.418
030	R1401-71230	PIN	1				3.4	7.48
040	06611-15010	NIPPLE GREASE	1				0.01	0.022
050	68811-71240	PLATE KEY	1				0.1	0.22
060	01133-61020	BOLT	2				0.02	0.044
070	68241-66910	SHIM	2			1.0mm	0.025	0.055
080	R2401-71240	ASSY LINK TILT	1				9.6	21.12
090	68811-71130	BUSH	1				0.34	0.748
100	R1401-71260	BUSH	1				0.26	0.572
110	68741-66780	SEAL DUST	2				0.01	0.022
120	R1401-71270	PIN	1				1.2	2.64
130	06611-15010	NIPPLE GREASE	1				0.01	0.022
140	69201-71240	PLATE KEY	1				0.05	0.11
150	01133-61020	BOLT	2				0.02	0.044
160	68131-67720	SHIM	2			1.0mm	0.024	0.0528

BUCKET



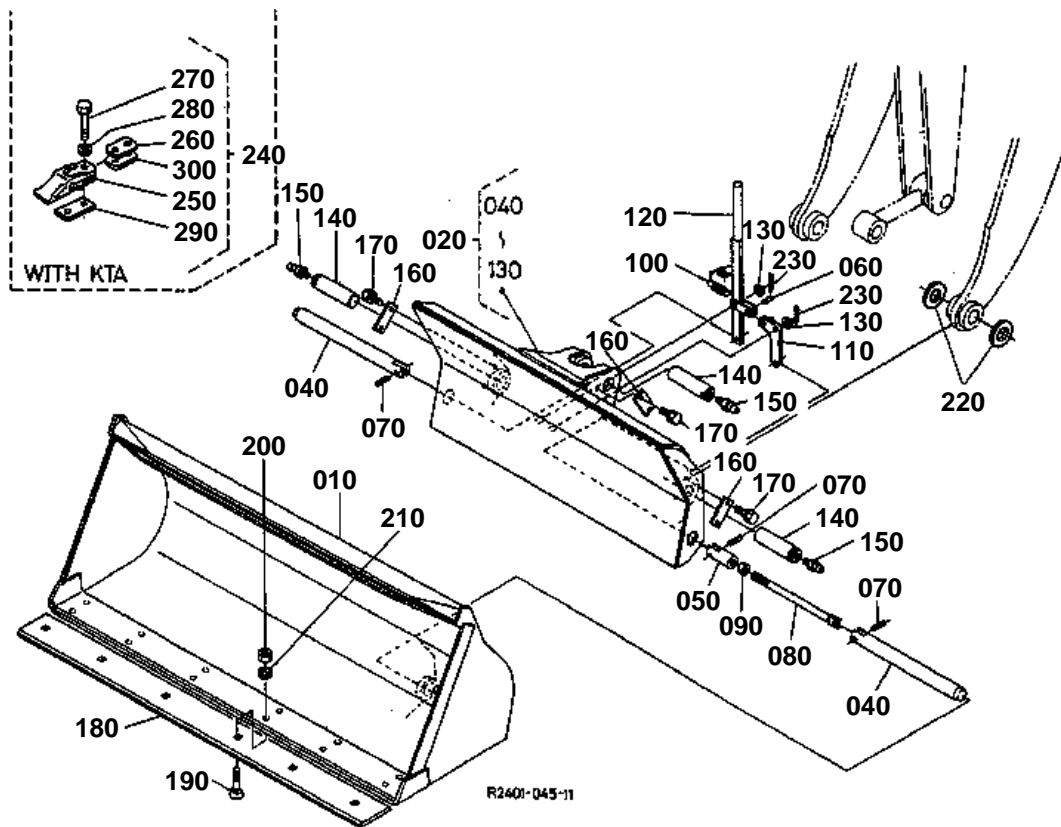
R1501-008-11

**BUCKET**

↔ Interchangeable; ≠ not interchangeable; ← new for old; → old for new

REF.No	Part No.	Description	Q'ty	S.No.	I/C	REMARKS	Weight (kgf)	Weight (lb)
010	R2401-71310	BUCKET	1				0	0
020	68811-71260	PIN	3				1.35	2.97
030	06611-15010	NIPPLE GREASE	3				0.01	0.022
040	68811-71240	PLATE KEY	3				0.1	0.22
050	01133-61020	BOLT	6				0.02	0.044
060	68863-71410	BLADE CUTTING	1				0	0
070	68841-71420	BOLT	8				0	0
080	02176-60140	NUT	8				0.014	0.0308
090	04512-60140	WASHER SPRING	8				0.008	0.0176
100	68131-67720	SHIM	6			1.0mm	0.024	0.0528

BUCKET

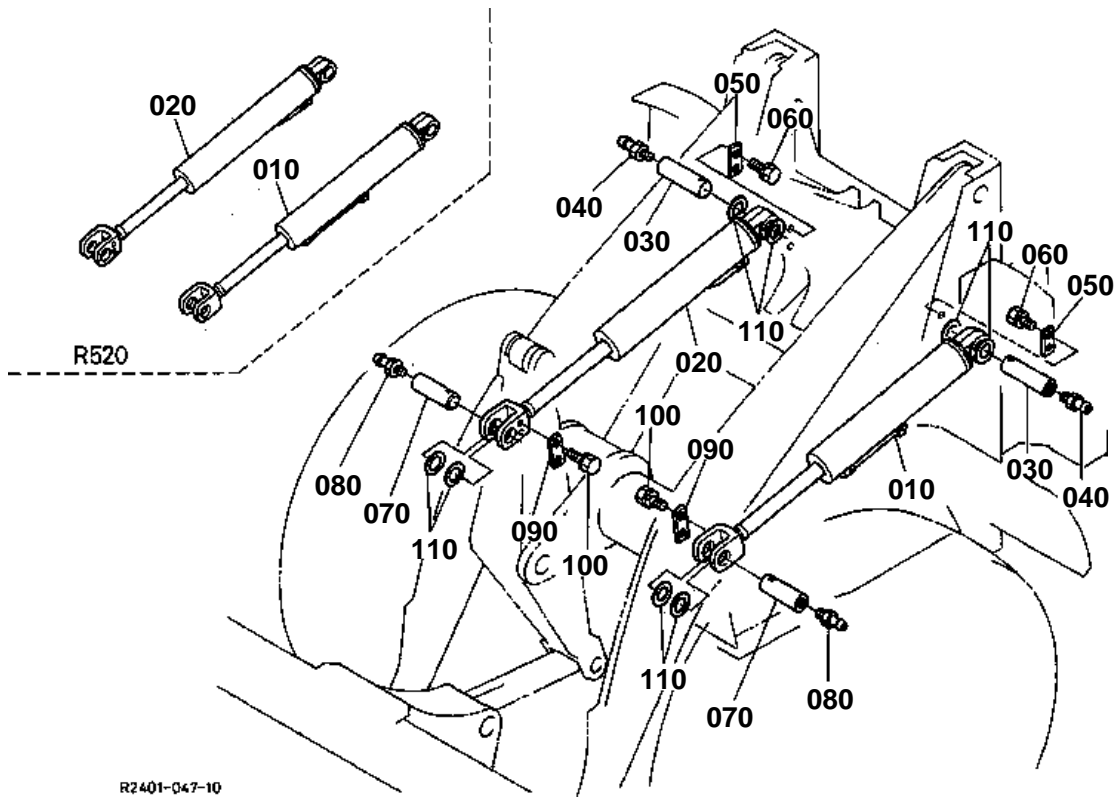


**BUCKET**

↔ Interchangeable; ≠ not interchangeable; ← new for old; → old for new

REF.No	Part No.	Description	Q'ty	S.No.	I/C	REMARKS	Weight (kgf)	Weight (lb)
010	R2401-77510	BUCKET COUPLER	1				170	374
020	R2401-71010	ASSY COUPLER	1				0	0
030	99999-99999	BLANK	0				0	0
040	90214-71132	PIN	2				2.11	4.642
050	90214-71142	FORKED	1				0.21	0.462
060	05411-01022	PIN SPRING	1				0.02	0.044
070	05411-01032	PIN SPRING	3				0.01	0.022
080	90214-71163	ROD	1				0.42	0.924
090	02174-50160	NUT	1				0.022	0.0484
100	90214-71182	SPRING	1				0.045	0.099
110	R2401-71030	LINK	1				0.23	0.506
120	R2401-71040	LEVER	1				1.053	2.3166
130	04011-50100	WASHER PLAIN	2				0.002	0.0044
140	68811-71260	PIN	3				1.35	2.97
150	06611-15010	NIPPLE GREASE	3				0.01	0.022
160	68811-71240	PLATE KEY	3				0.1	0.22
170	01133-61020	BOLT	6				0.02	0.044
180	68863-71410	EDGE CUTTING	1			W/O KTA	0	0
190	68841-71420	BOLT	6			W/O KTA	0	0
200	02176-60140	NUT	6			W/O KTA	0.014	0.0308
210	04512-60140	WASHER SPRING	6			W/O KTA	0.008	0.0176
220	68131-67720	SHIM	6			1.0mm	0.024	0.0528
230	05511-50320	PIN SPLIT	2				0.002	0.0044
240	RC201-66100	ASSY TEETH	6			WITH KTA	2.3	5.06
250	RC101-66950	TEETH	6			WITH KTA	1.9	4.18
260	68131-66930	SHIM	6			WITH KTA 1.0mm	0.03	0.066
270	01176-61448	BOLT	12			WITH KTA	0.07	0.154
280	04512-60140	WASHER SPRING	12			WITH KTA	0.008	0.0176
290	68131-66920	NUT	6			WITH KTA	0.14	0.308
300	69201-71390	SHIM	12			WITH KTA 0.5mm	0.012	0.0264

LIFT CYLINDER



R2401-047-10

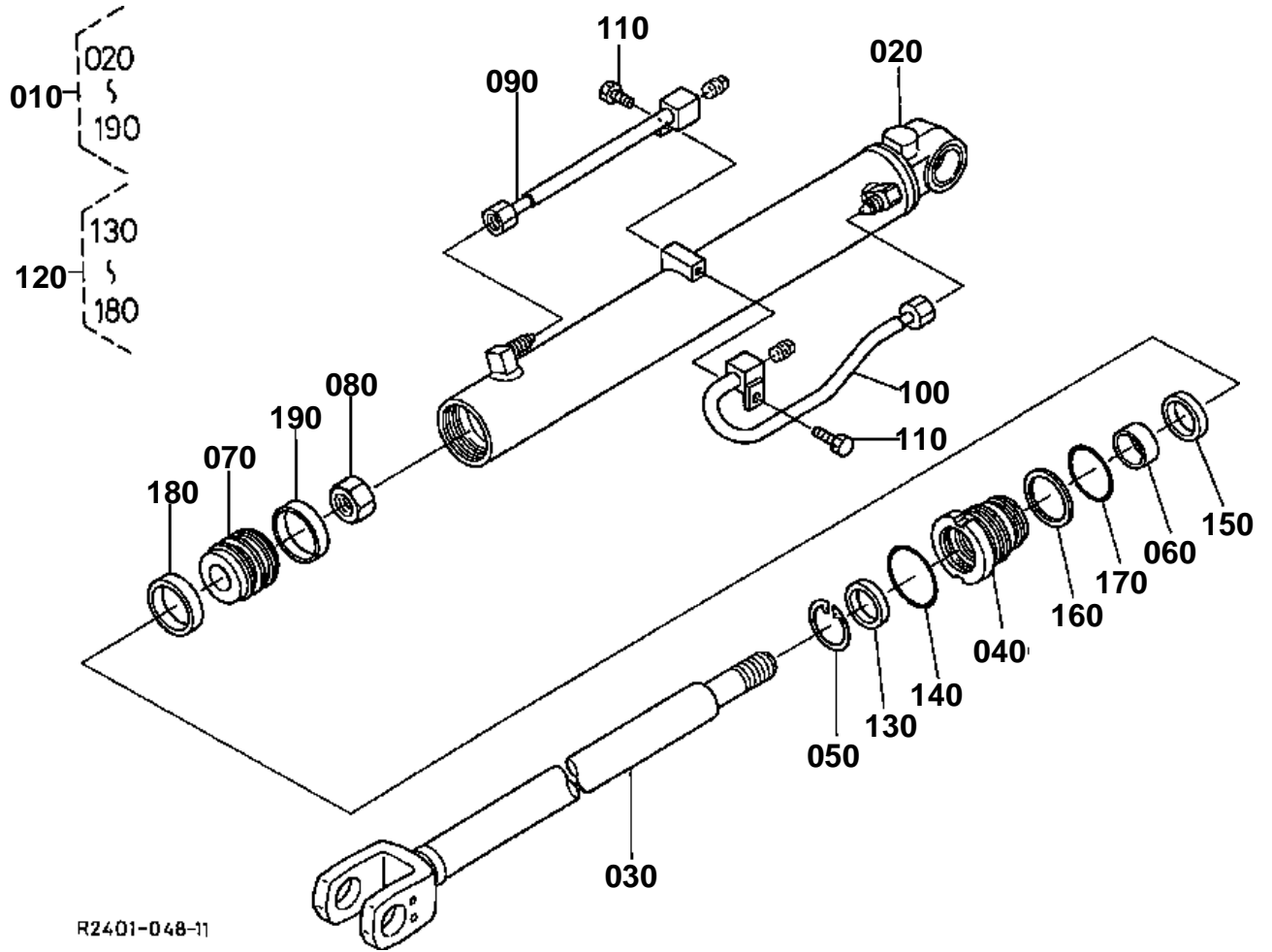


LIFT CYLINDER

↔ Interchangeable; ≠ not interchangeable; ← new for old; → old for new

REF.No	Part No.	Description	Q'ty	S.No.	I/C	REMARKS	Weight (kgf)	Weight (lb)
010	R2401-72110	CYLINDER LIFT LH	1				17.7	38.94
020	R2401-72150	CYLINDER LIFT RH	1				17.7	38.94
030	R1401-72122	PIN	2				1.1	2.42
040	06611-15010	NIPPLE GREASE	2				0.01	0.022
050	69201-71240	PLATE KEY	2				0.05	0.11
060	01133-61020	BOLT	4				0.02	0.044
070	R1401-72132	PIN	2	<=10381			0	0
070	R1401-72133	PIN	2	>=10382	←		0.67	1.474
080	06611-15010	NIPPLE GREASE	2				0.01	0.022
090	68811-72140	PLATE KEY	2				0.04	0.088
100	01133-61020	BOLT	4				0.02	0.044
110	68741-66860	SHIM	8			1.0mm	0.02	0.044

LIFT CYLINDER LEFT [COMPONENT PARTS]



R2401-048-11

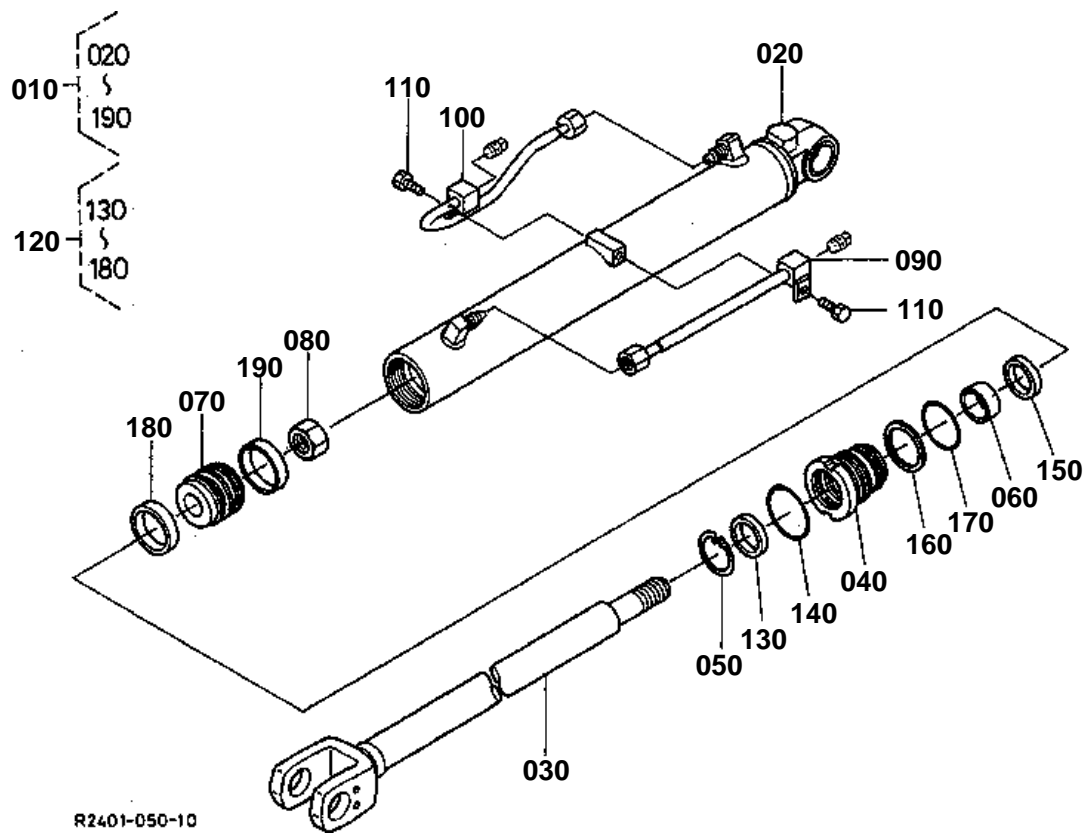


LIFT CYLINDER LEFT [COMPONENT PARTS]

↔ Interchangeable; ≠ not interchangeable; ← new for old; → old for new

REF.No	Part No.	Description	Q'ty	S.No.	I/C	REMARKS	Weight (kgf)	Weight (lb)
010	R2401-72110	CYLINDER LIFT LH	1				17.7	38.94
020	R2401-93310	TUBE CYLINDER	1				8.3	18.26
030	R2401-93320	ROD CYLINDER	1				6.28	13.816
040	R1401-93340	CYLINDER HEAD	1				1.08	2.376
050	68881-93140	CIR CLIP INTERNAL	1				0.001	0.0022
060	68881-93170	BUSH	1				0.04	0.088
070	R1401-93380	PISTON	1				0.61	1.342
080	R1401-93420	NUT	1				0.15	0.33
090	R2401-93440	PIPE	1				0.28	0.616
100	R2401-93450	PIPE	1				0.392	0.8624
110	68881-93490	BOLT	2				0.01	0.022
120	R1401-93300	KIT SEAL	1				0.055	0.121
130	68881-93150	SEAL DUST	1				0.02	0.044
140	R1401-93350	O RING	1				0.005	0.011
150	68881-93180	GASKET	1				0.001	0.0022
160	R1401-93360	RETAINER O RING	1				0.001	0.0022
170	R1401-93370	O RING	1				0.002	0.0044
180	R1401-93390	PISTON RING	1				0.022	0.0484
190	R1401-93410	RING	1				0.003	0.0066

LIFT CYLINDER RIGHT [COMPONENT PARTS]



R2401-050-10

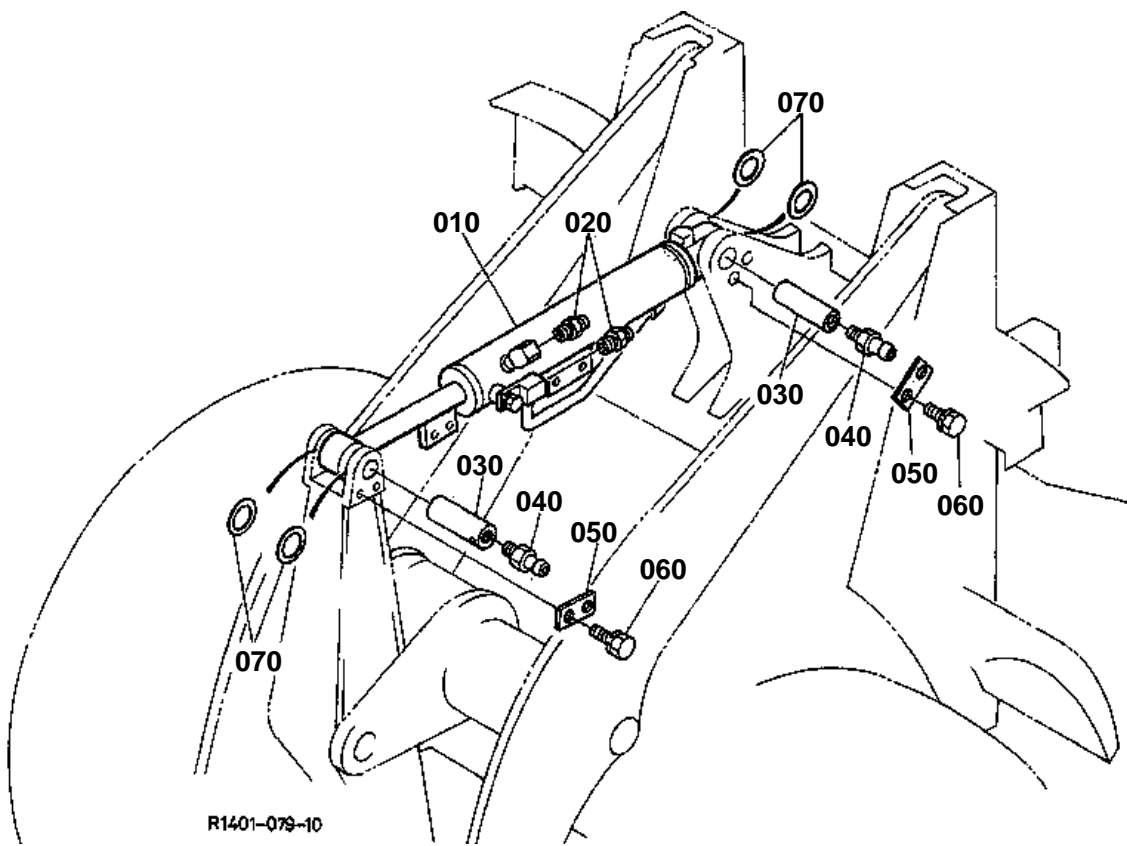


LIFT CYLINDER RIGHT [COMPONENT PARTS]

↔ Interchangeable; ≠ not interchangeable; ← new for old; → old for new

REF.No	Part No.	Description	Q'ty	S.No.	I/C	REMARKS	Weight (kgf)	Weight (lb)
010	R2401-72150	CYLINDER LIFT RH	1				17.7	38.94
020	R2401-93330	ASSY TUBE CYLINDER	1				8.2	18.04
030	R2401-93320	ROD CYLINDER	1				6.28	13.816
040	R1401-93340	CYLINDER HEAD	1				1.08	2.376
050	68881-93140	CIR CLIP INTERNAL	1				0.001	0.0022
060	68881-93170	BUSH	1				0.04	0.088
070	R1401-93380	PISTON	1				0.61	1.342
080	R1401-93420	NUT	1				0.15	0.33
090	R2401-93460	PIPE	1				0.275	0.605
100	R2401-93470	PIPE	1				0.4	0.88
110	68881-93490	BOLT	2				0.01	0.022
120	R1401-93300	KIT SEAL	1				0.055	0.121
130	68881-93150	SEAL DUST	1				0.02	0.044
140	R1401-93350	O RING	1				0.005	0.011
150	68881-93180	GASKET	1				0.001	0.0022
160	R1401-93360	RETAINER O RING	1				0.001	0.0022
170	R1401-93370	O RING	1				0.002	0.0044
180	R1401-93390	PISTON RING	1				0.022	0.0484
190	R1401-93410	RING	1				0.003	0.0066

TILT CYLINDER

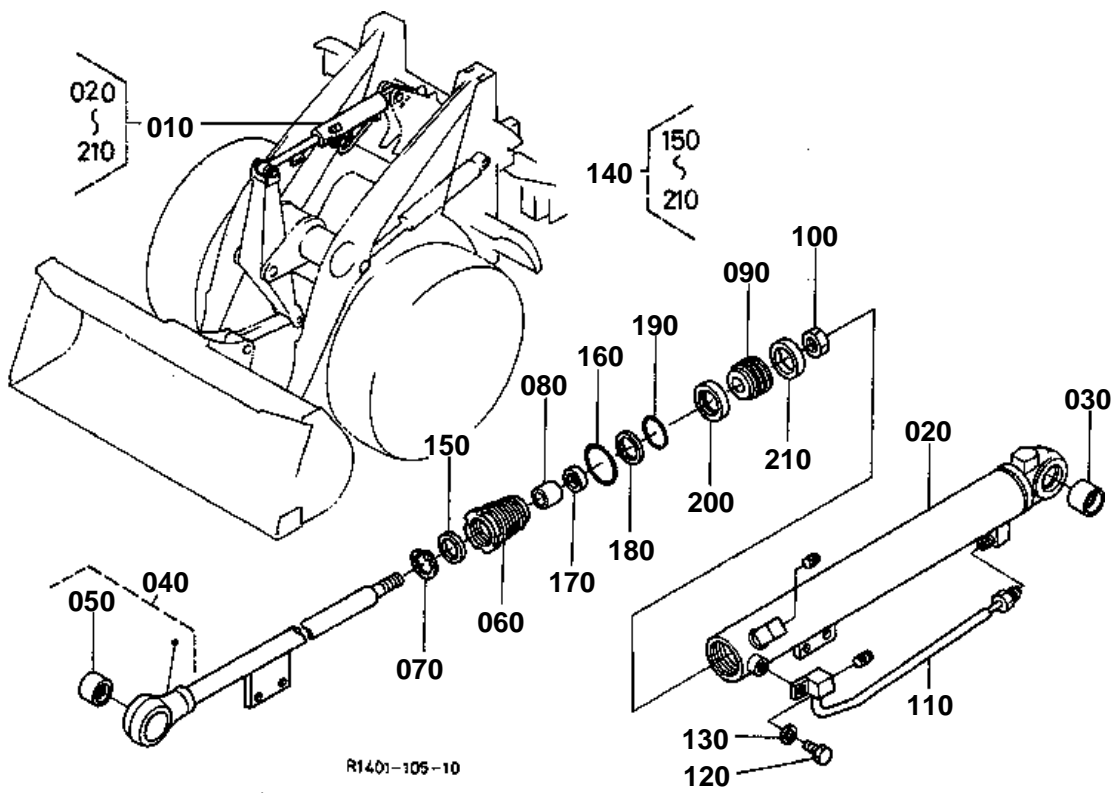


**TILT CYLINDER**

↔ Interchangeable; ≠ not interchangeable; ← new for old; → old for new

REF.No	Part No.	Description	Q'ty	S.No.	I/C	REMARKS	Weight (kgf)	Weight (lb)
010	R2401-72210	CYLINDER TILT	1				18.7	41.14
020	68131-61730	ADAPTER	2				0	0
020	06111-53031	JOINT PIPE	2		↔		0.05	0.11
030	R1401-71270	PIN	2				1.2	2.64
040	06611-15010	NIPPLE GREASE	2				0.01	0.022
050	69201-71240	PLATE KEY	2				0.05	0.11
060	01133-61020	BOLT	4				0.02	0.044
070	68131-67720	SHIM	2			1.0mm	0.024	0.0528

TILT CYLINDER [COMPONENT PARTS]

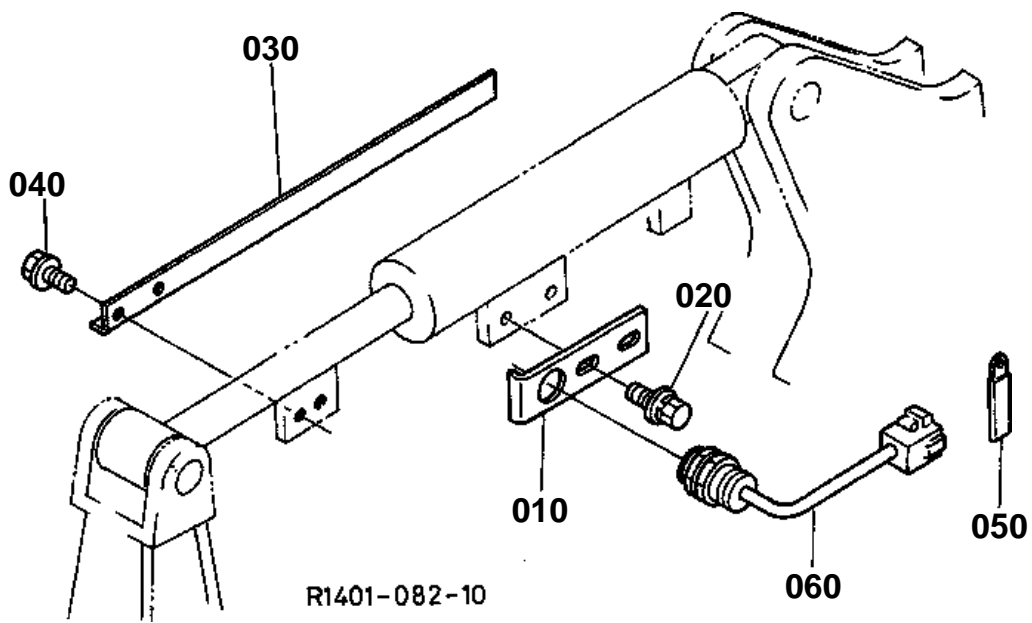




TILT CYLINDER [COMPONENT PARTS]

↔ Interchangeable; ≠ not interchangeable; ← new for old; → old for new

REF.No	Part No.	Description	Q'ty	S.No.	I/C	REMARKS	Weight (kgf)	Weight (lb)
010	R2401-72210	CYLINDER TILT	1				18.7	41.14
020	R2401-93510	ASSY TUBE CYLINDER	1				8	17.6
030	68881-93460	BUSH	1				0.25	0.55
040	R2401-93520	ASSY ROD CYLINDER	1				8	17.6
050	68881-93460	BUSH	1				0.25	0.55
060	68881-93330	CYLINDER HEAD	1				1.18	2.596
070	68881-93340	CIR CLIP INTERNAL	1				0.001	0.0022
080	68881-93370	BUSH	1				0.05	0.11
090	R1401-93550	PISTON	1				0.705	1.551
100	R1401-93560	NUT	1				0.2	0.44
110	R2401-93570	PIPE	1				0.42	0.924
120	68881-93280	BOLT	1				0.025	0.055
130	68881-93290	WASHER	1				0.008	0.0176
140	68881-93920	KIT SEAL	1				0.06	0.132
150	68881-93350	SEAL DUST	1				0.017	0.0374
160	68881-93160	O RING	1				0.005	0.011
170	68881-93380	GASKET	1				0.005	0.011
180	68881-93190	RETAINER O RING	1				0.001	0.0022
190	68881-93210	O RING	1				0.001	0.0022
200	68881-93430	PISTON RING	1				0.008	0.0176
210	68881-93240	RING	1				0.005	0.011



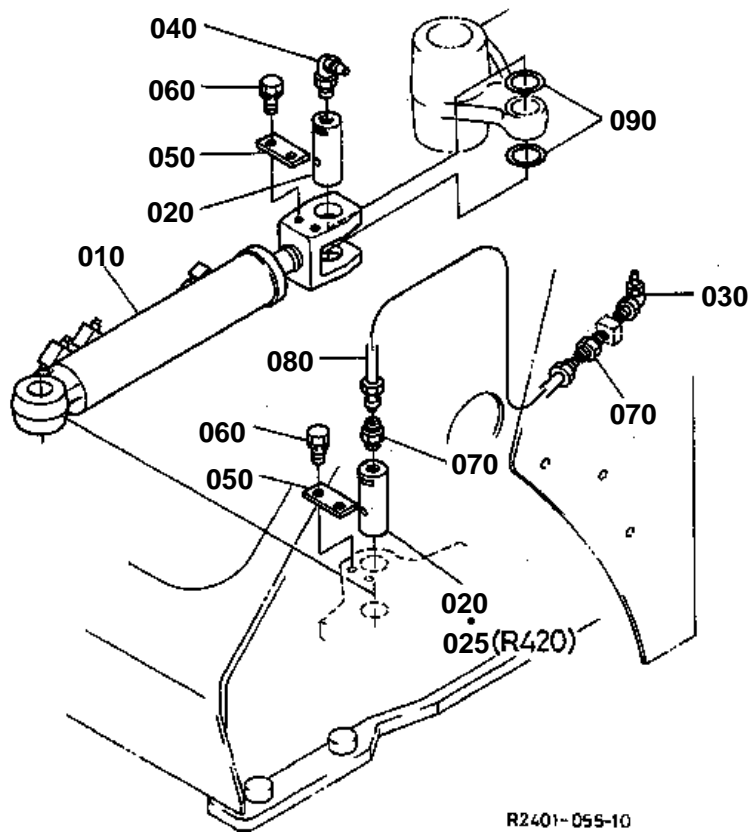


AUTO LEVELER [WITH KTA]

↔ Interchangeable; ≠ not interchangeable; ← new for old; → old for new

REF.No	Part No.	Description	Q'ty	S.No.	I/C	REMARKS	Weight (kgf)	Weight (lb)
010	R2401-72240	BRACKET AUTO LEVELER	1				0.2	0.44
020	01135-61020	BOLT	2				0.015	0.033
030	R2401-72270	BAR SENSOR	1				0.4	0.88
040	01135-61020	BOLT	2				0.015	0.033
050	34150-29370	CLAMP CORD	1				0.005	0.011
060	R1401-53530	SENSOR AUTO LEVELER	1				0.168	0.3696

STEERING CYLINDER

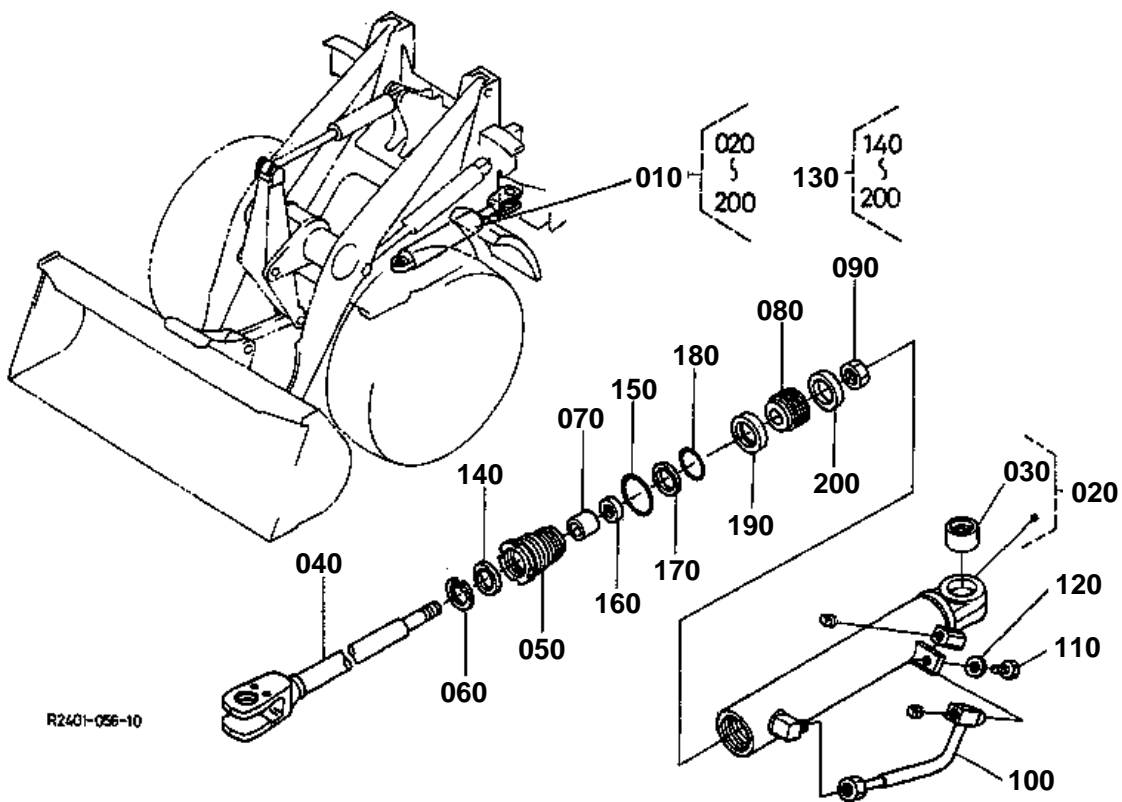


**STEERING CYLINDER**

↔ Interchangeable; ≠ not interchangeable; ← new for old; → old for new

REF.No	Part No.	Description	Q'ty	S.No.	I/C	REMARKS	Weight (kgf)	Weight (lb)
010	R2401-34810	CYLINDER STEERING	1				10.7	23.54
020	R1401-34830	PIN	1				0.8	1.76
025	68881-34830	PIN	1				0.8	1.76
030	06616-35010	NIPPLE GREASE	1				0.009	0.0198
040	06616-25010	NIPPLE GREASE	1				0.008	0.0176
050	68811-72140	PLATE KEY	2				0.04	0.088
060	01133-61020	BOLT	4				0.02	0.044
070	68721-67480	CONNECTOR	2	<=10032			0.02	0.044
070	68241-67470	CONNECTOR	2	>=10033	≠		0.013	0.0286
070	68721-67480	CONNECTOR	2	>=10483	≠		0.02	0.044
080	68191-67470	TUBE GREASE	1	<=10032			0.02	0.044
080	RD101-19220	TUBE GREASE	1	>=10033	≠		0.011	0.0242
080	68191-67470	TUBE GREASE	1	>=10483	≠		0.02	0.044
090	68741-66860	SHIM	2	<=10347		1.0mm	0.02	0.044
090	RB401-67620	SHIM	2	>=10348	←	0.5mm	0.011	0.0242

STEERING CYLINDER [COMPONENT PARTS]



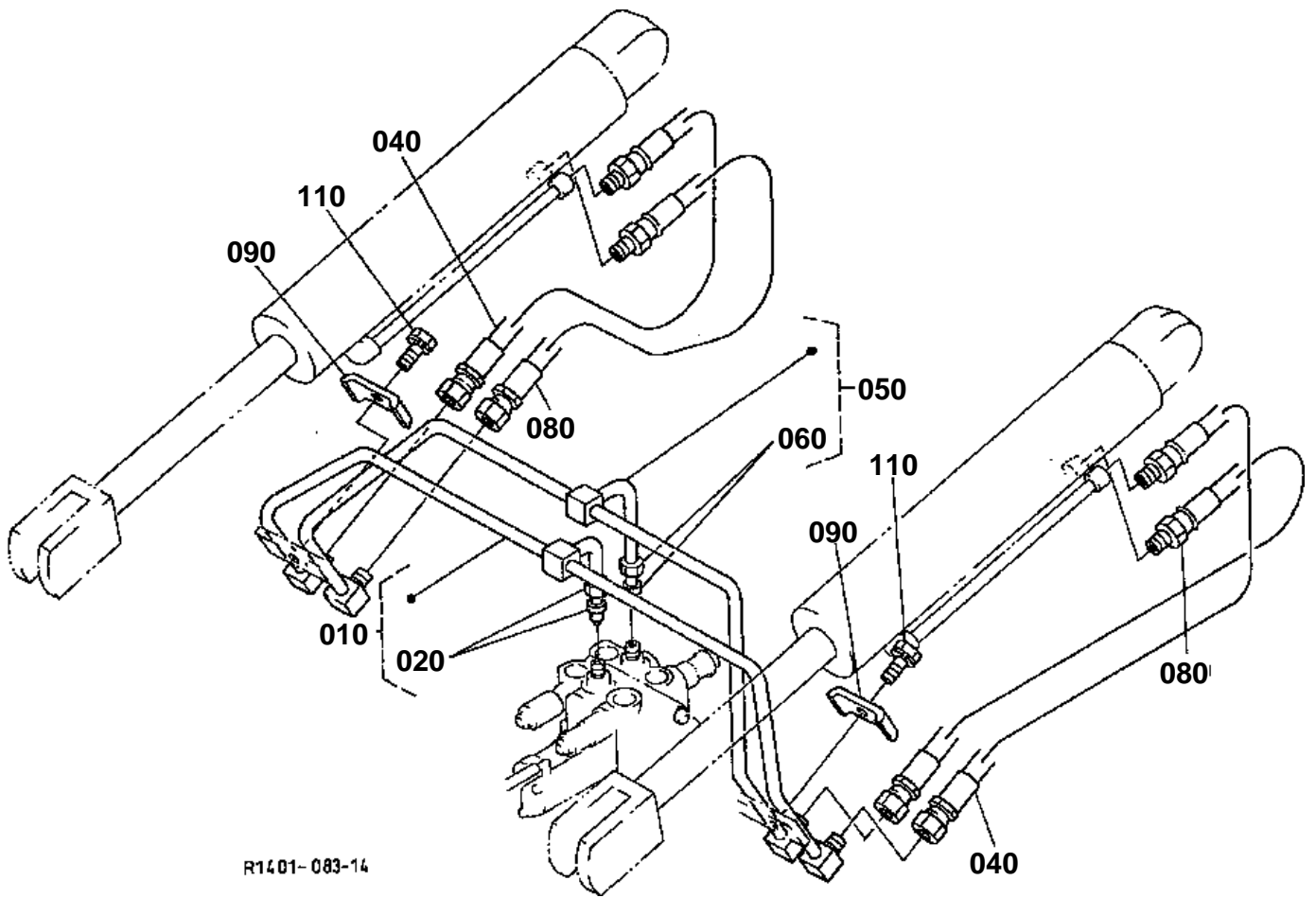


STEERING CYLINDER [COMPONENT PARTS]

↔ Interchangeable; ≠ not interchangeable; ← new for old; → old for new

REF.No	Part No.	Description	Q'ty	S.No.	I/C	REMARKS	Weight (kgf)	Weight (lb)
010	R2401-34810	CYLINDER STEERING	1				10.7	23.54
020	R2401-93110	TUBE CYLINDER	1				4.7	10.34
030	68881-93260	BUSH	1				0.21	0.462
040	R2401-93120	ROD CYLINDER	1				3.9	8.58
050	R1401-93130	CYLINDER HEAD	1				1	2.2
060	R1401-93140	CIR CLIP INTERNAL	1				0.004	0.0088
070	R1401-93170	BUSH	1				0.04	0.088
080	R1401-93220	PISTON	1				0.46	1.012
090	R1401-93250	NUT	1				0.055	0.121
100	R1401-93260	PIPE	1				0.345	0.759
110	68881-93280	BOLT	1				0.025	0.055
120	68881-93290	WASHER	1				0.008	0.0176
130	R1401-93100	KIT SEAL	1				0.04	0.088
140	R1401-93150	SEAL DUST	1				0.013	0.0286
150	R1401-93160	O RING	1				0.002	0.0044
160	R1401-93180	GASKET	1				0.004	0.0088
170	R1401-93190	RETAINER O RING	1				0.001	0.0022
180	R1401-93210	O RING	1				0.001	0.0022
190	R1401-93230	PISTON RING	1				0.011	0.0242
200	R1401-93240	RING	1				0.006	0.0132

HYDRAULIC LINE (LIFT)



R14.01-083-14

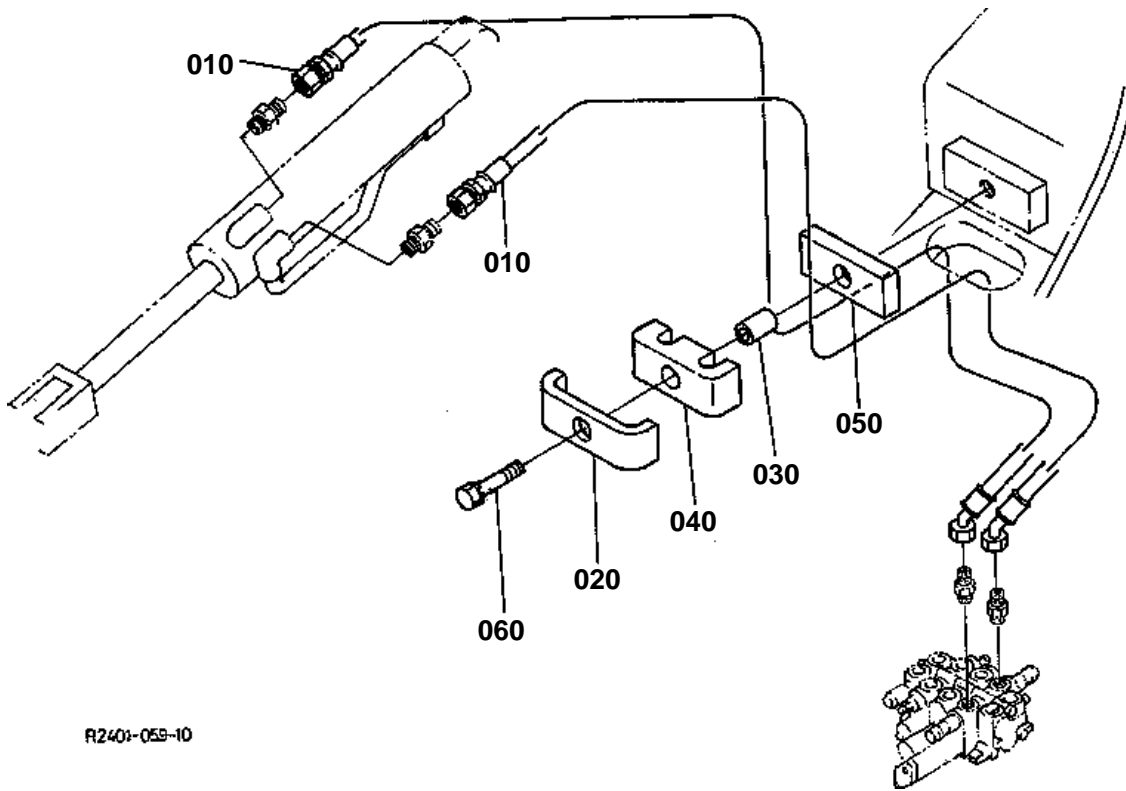


HYDRAULICOIL LINE (LIFT)

↔ Interchangeable; ≠ not interchangeable; ← new for old; → old for new

REF.No	Part No.	Description	Q'ty	S.No.	I/C	REMARKS	Weight (kgf)	Weight (lb)
010	R1401-73110	PIPE LIFT BOTTOM	1	≤11120			0.85	1.87
010	R1401-73113	PIPE LIFT ROD	1	≥11121	≠		0.85	1.87
020	R1401-68160	JOINT PIPE	1	≤11120			0.06	0.132
020	R1401-68162	JOINT PIPE	1	≥11121	≠		0.06	0.132
030	99999-99999	BLANK	0				0	0
040	R1401-73120	HOSE	2				0.2	0.44
050	R1401-73140	PIPE LIFT ROD	1	≤11120			0.85	1.87
050	R1401-73143	PIPE LIFT BOTTOM	1	≥11121	≠		0.85	1.87
060	R1401-68160	JOINT PIPE	1	≤11120			0.06	0.132
060	R1401-68162	JOINT PIPE	1	≥11121	≠		0.06	0.132
070	99999-99999	BLANK	0				0	0
080	R1401-73120	HOSE	2				0.2	0.44
090	R1401-63740	CLAMP	2				0.095	0.209
100	99999-99999	BLANK	0				0	0
110	01133-61030	BOLT	2				0.023	0.0506

HYDRAULIC OIL LINE (TILT)



R2401-05S-10

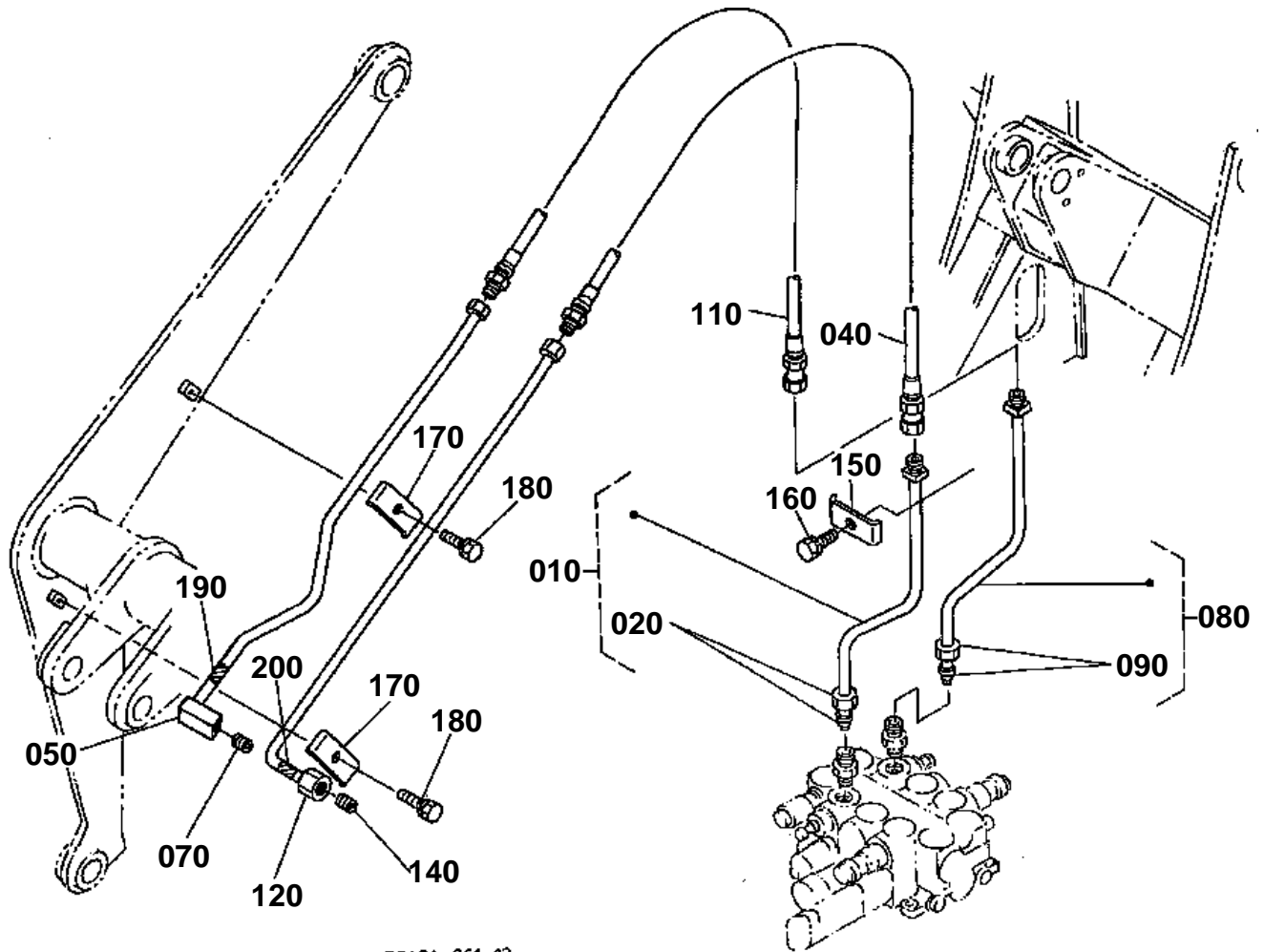


HYDRAULIC OIL LINE (TILT)

↔ Interchangeable; ≠ not interchangeable; ← new for old; → old for new

REF.No	Part No.	Description	Q'ty	S.No.	I/C	REMARKS	Weight (kgf)	Weight (lb)
010	R1401-73320	HOSE	2				0.4	0.88
020	68311-68130	CLAMP	1				0.11	0.242
030	RC101-68780	COLLAR	1				0.02	0.044
040	68311-68110	CUSHION	1				0.03	0.066
050	68311-68790	CUSHION	1				0.03	0.066
060	01133-61040	BOLT	1				0.03	0.066

HYDRAULIC OIL LINE (SP)



R24.01-061-13

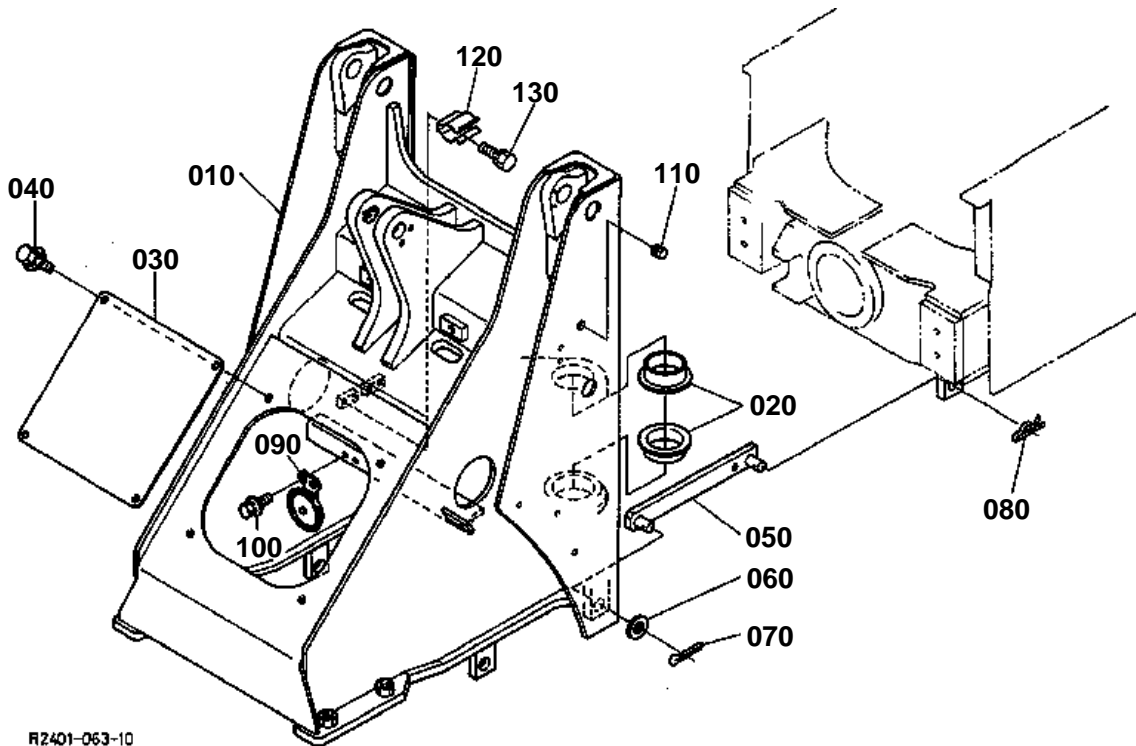


HYDRAULIC OIL LINE (SP)

↔ Interchangeable; ≠ not interchangeable; ← new for old; → old for new

REF.No	Part No.	Description	Q'ty	S.No.	I/C	REMARKS	Weight (kgf)	Weight (lb)
010	R1401-73520	PIPE ASP	1	≤11120			0.2	0.44
010	R1401-73523	PIPE ASP	1	≥11121	≠		0.2	0.44
020	06020-31202	JOINT PIPE	1	≤11120			0.025	0.055
020	06020-31203	JOINT PIPE	1	≥11121	≠	NOT SALE	0.025	0.055
030	99999-99999	BLANK	0				0	0
040	R1401-73510	HOSE	1				0.32	0.704
050	R1401-73530	PIPE SP	1				0.6	1.32
060	99999-99999	BLANK	0				0	0
070	06312-10040	PLUG	1				0.04	0.088
080	R1401-73540	PIPE BSP	1	≤11120			0.2	0.44
080	R1401-73543	PIPE BSP	1	≥11121	≠		0.2	0.44
090	06020-31202	JOINT PIPE	1	≤11120			0.025	0.055
090	06020-31203	JOINT PIPE	1	≥11121	≠	NOT SALE	0.025	0.055
100	99999-99999	BLANK	0				0	0
110	R1401-73510	HOSE	1				0.32	0.704
120	R1401-73550	PIPE SP	1				0.5	1.1
130	99999-99999	BLANK	0				0	0
140	06312-10040	PLUG	1				0.04	0.088
150	R1401-63740	CLAMP	1				0.095	0.209
160	01133-61030	BOLT	1				0.023	0.0506
170	R1401-63750	CLAMP	2				0.085	0.187
180	01133-61030	BOLT	2				0.023	0.0506
190	68841-57930	MARK	1				0.002	0.0044
200	68841-57940	MARK	1				0.002	0.0044

FRONT FRAME



R2401-063-10

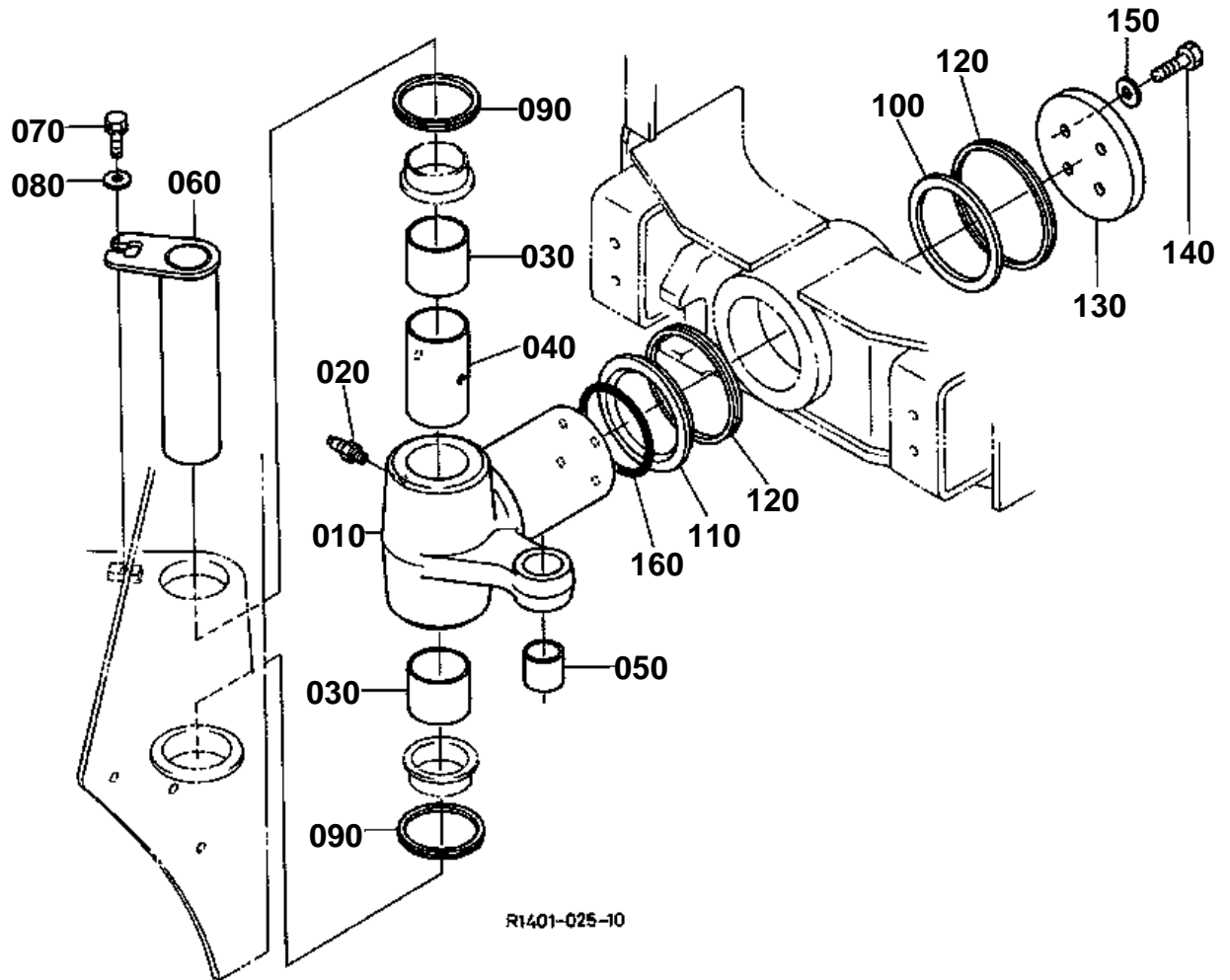


FRONT FRAME

↔ Interchangeable; ≠ not interchangeable; ← new for old; → old for new

REF.No	Part No.	Description	Q'ty	S.No.	I/C	REMARKS	Weight (kgf)	Weight (lb)
010	R2401-91310	KIT FRAME FRONT A	1			KTC	0	0
010	R2401-91410	KIT FRAME FRONT B	1			KCL	0	0
020	R1401-41280	BUSH	2				0.332	0.7304
030	R2401-41130	COVER FRAME	1				1.6	3.52
040	01135-61020	BOLT	4				0.015	0.033
050	68817-41510	LINK	1				2.35	5.17
060	04011-50250	WASHER PLAIN	1				0.027	0.0594
070	05511-50440	PIN SPLIT	1				0.004	0.0088
080	05515-51600	PIN SNAP	1				0.007	0.0154
090	69284-53610	HORN	1				0.25	0.55
100	01025-60616	BOLT	2				0.01	0.022
110	68841-44650	GROMMET	2				0.005	0.011
120	69251-41270	CLAMP	2				0.05	0.11
130	01123-60814	BOLT	4				0.01	0.022

FRAME CONNECTION



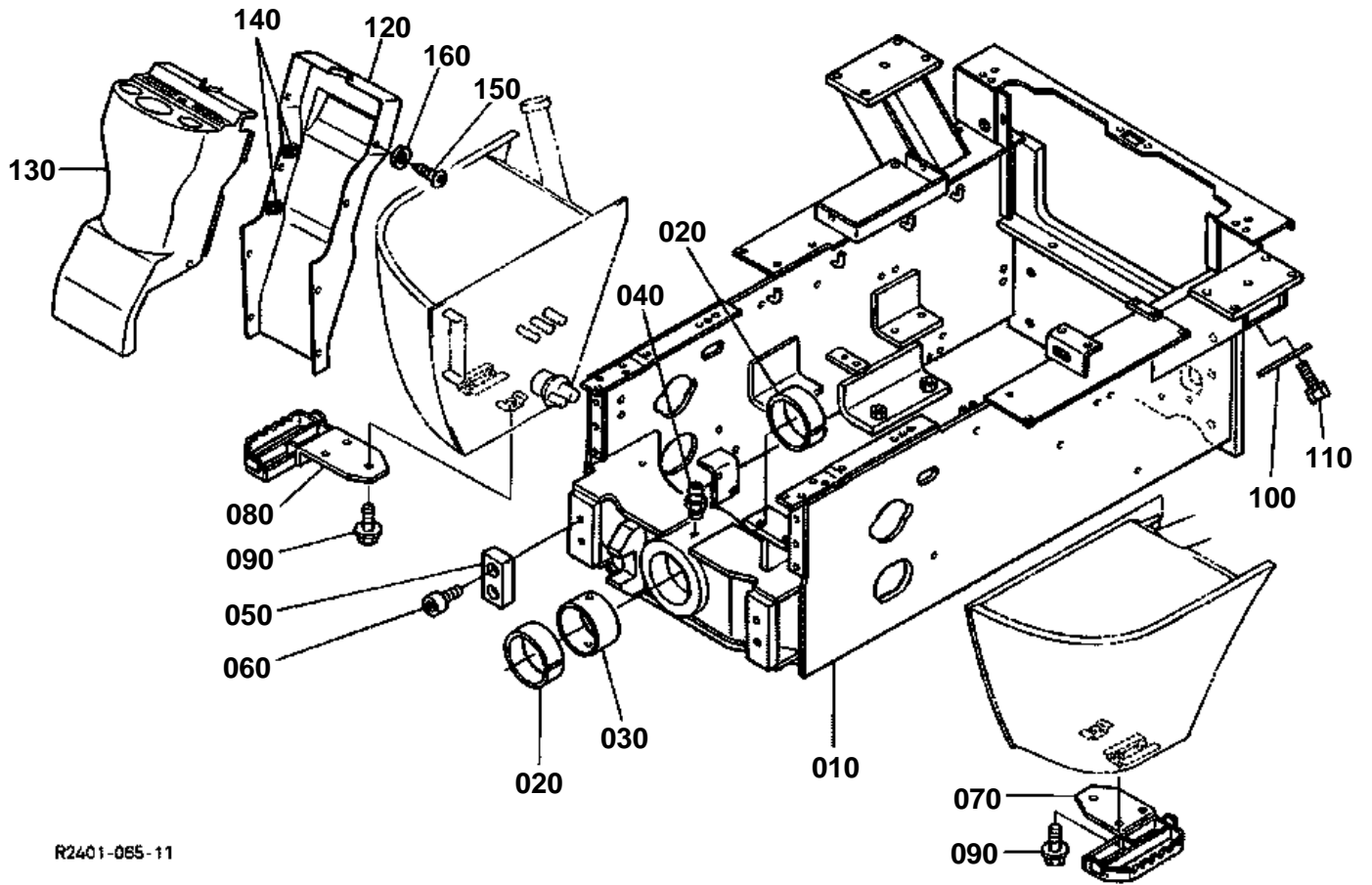


FRAME CONNECTION

↔ Interchangeable; ≠ not interchangeable; ← new for old; → old for new

REF.No	Part No.	Description	Q'ty	S.No.	I/C	REMARKS	Weight (kgf)	Weight (lb)
010	R1401-41140	SHAFT	1				36.6	80.52
020	06611-15010	NIPPLE GREASE	1				0.01	0.022
030	08511-07050	BUSH	2				0.21	0.462
040	R1401-41160	COLLAR	1				0.29	0.638
050	R1401-71140	BUSH	1				0.2	0.44
060	R2401-41170	PIN CENTER	1				9.406	20.6932
070	01133-61020	BOLT	1				0.02	0.044
080	04015-60100	WASHER PLAIN	1				0.015	0.033
090	R1401-41210	SEAL DUST	2				0.023	0.0506
100	68861-41240	COLLAR THRUST	1				0.19	0.418
110	68861-41250	COLLAR THRUST	1				0.49	1.078
120	68811-41260	SEAL DUST	2				0.037	0.0814
130	R1401-41270	PLATE END	1				2.24	4.928
140	01173-61640	BOLT	4				0.085	0.187
150	36500-49410	SPRING PLATE	4				0.022	0.0484
160	04811-51100	O RING	1				0.004	0.0088

REAR FRAME

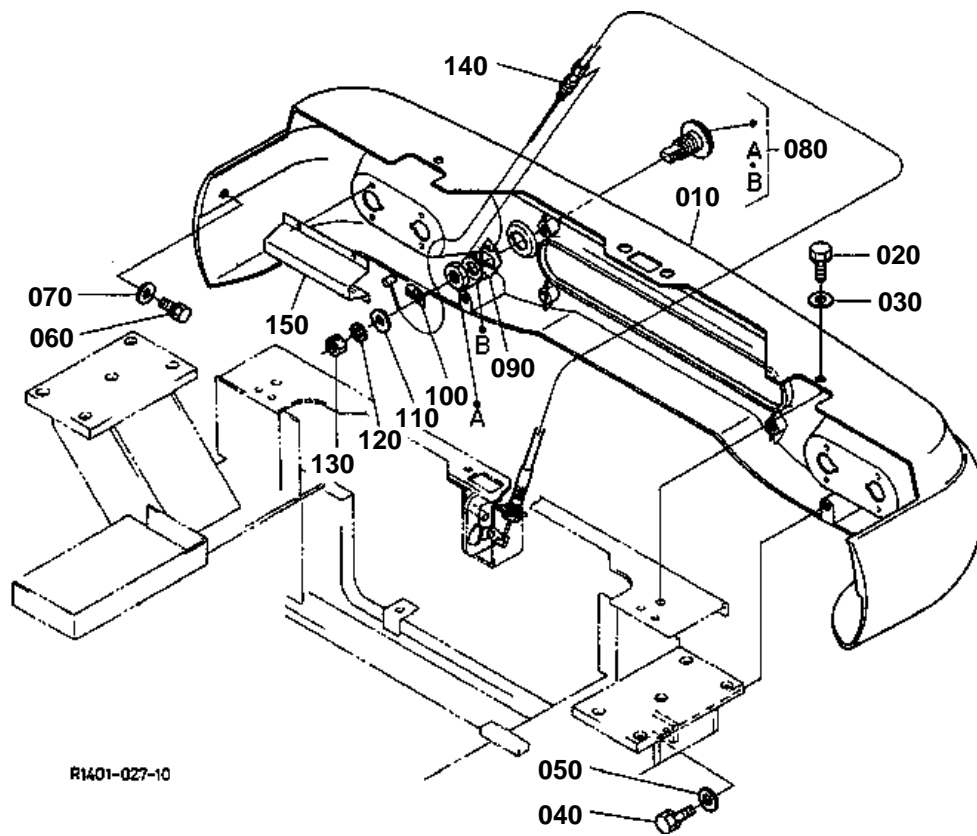


**REAR FRAME**

↔ Interchangeable; ≠ not interchangeable; ← new for old; → old for new

REF.No	Part No.	Description	Q'ty	S.No.	I/C	REMARKS	Weight (kgf)	Weight (lb)
010	R2401-41310	FRAME REAR	1	<=10194			0	0
010	R2401-41315	FRAME REAR	1	>=10195	≠		0	0
020	08511-11050	BUSH	2				0.33	0.726
030	R1401-41230	COLLAR	1				0.37	0.814
040	06616-25010	NIPPLE GREASE	1				0.008	0.0176
050	R1401-41330	CUSHION FRAME	2				0.11	0.242
060	01370-11225	BOLT HEX-SOC-HD	4				0.035	0.077
070	R2401-41360	STEP LH	1				2.48	5.456
080	R2401-41370	STEP RH	1				2.48	5.456
090	01135-61025	BOLT	6				0.04	0.088
100	R1401-41690	COVER FILTER	1				0.382	0.8404
110	01133-61020	BOLT	2				0.02	0.044
120	R1401-41410	COVER	1	<=10194			0	0
120	R1401-41413	COVER	1	>=10195	←		0.6	1.32
130	R1401-41430	COVER	1	<=10194			0	0
130	R1401-41435	COVER	1	>=10195	←		1.8	3.96
140	R1401-41440	NUT RACK	4				0.002	0.0044
150	34070-45580	SCREW CR-REC-BD-HD	11				0.004	0.0088
160	R1401-41450	WASHER PLAIN	11				0.001	0.0022

REAR FENDER

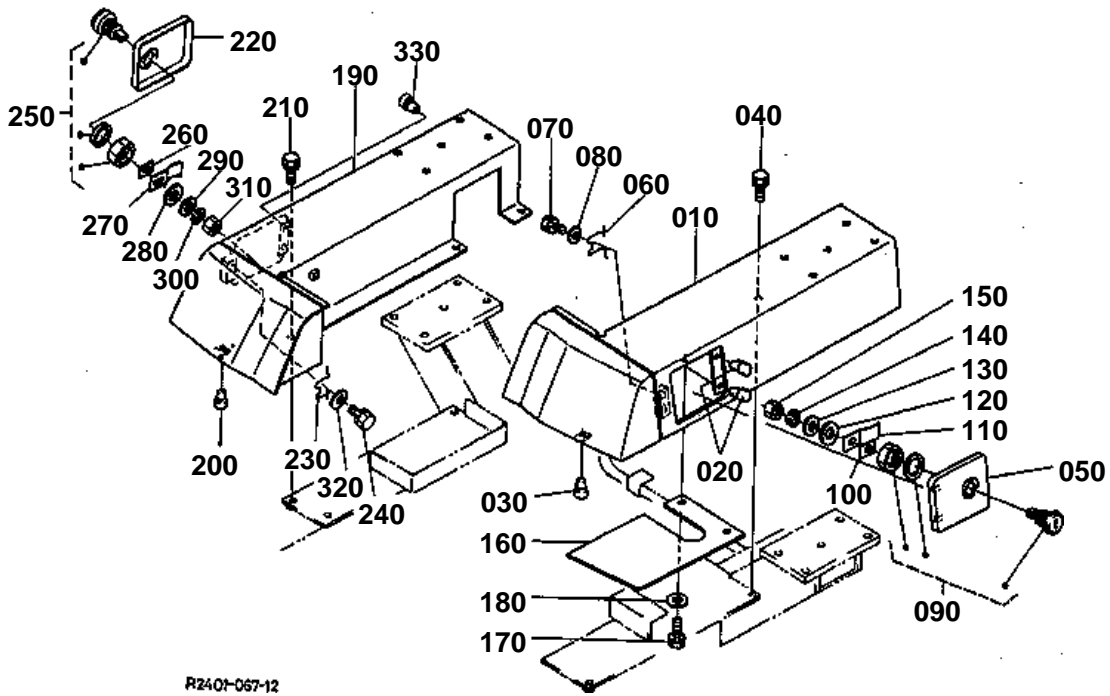


R1401-027-10

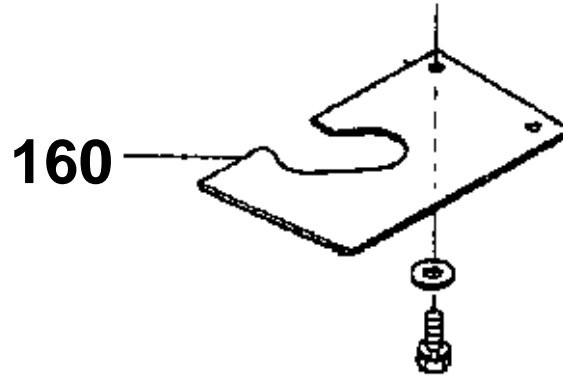
**REAR FENDER**

↔ Interchangeable; ≠ not interchangeable; ← new for old; → old for new

REF.No	Part No.	Description	Q'ty	S.No.	I/C	REMARKS	Weight (kgf)	Weight (lb)
010	R2401-41610	FENDER REAR	1				6	13.2
020	01133-61025	BOLT	2				0.02	0.044
030	04015-60100	WASHER PLAIN	2				0.015	0.033
040	01123-61025	BOLT	2				0.025	0.055
050	04015-60100	WASHER PLAIN	2				0.015	0.033
060	01123-60814	BOLT	2				0.01	0.022
070	04013-60080	WASHER PLAIN	2				0.002	0.0044
080	RC101-43540	ASSY LOCK CYLINDER	1				0.12	0.264
090	R1401-43280	BRACKET CABLE	1				0.055	0.121
100	R1401-43260	PLATE KEY	1				0.013	0.0286
110	04013-60100	WASHER PLAIN	1				0.003	0.0066
120	04512-60100	WASHER SPRING	1				0.002	0.0044
130	02114-60100	NUT	1				0.008	0.0176
140	R1401-43250	CABLE	1				0.06	0.132
150	R1401-41650	COVER	2				0.207	0.4554



160 R1401-4166-0



R1401-821-10

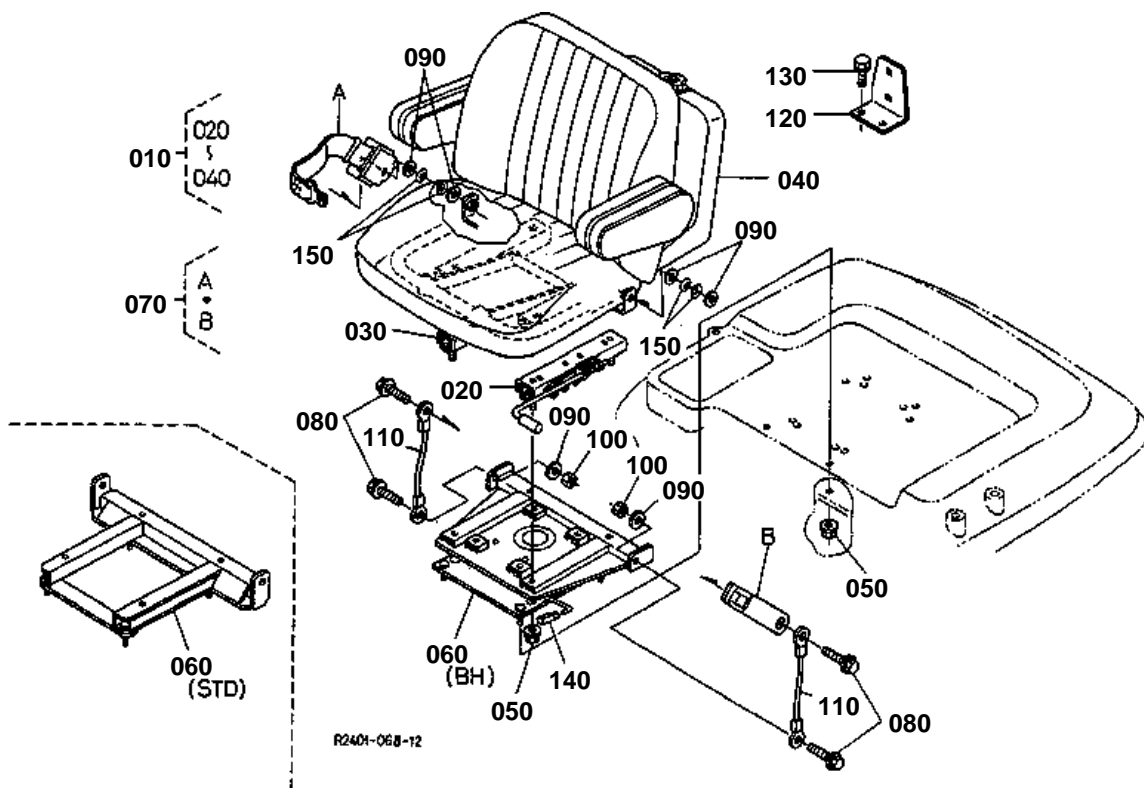


MUD GUAD

↔ Interchangeable; ≠ not interchangeable; ← new for old; → old for new

REF.No	Part No.	Description	Q'ty	S.No.	I/C	REMARKS	Weight (kgf)	Weight (lb)
010	R2401-41620	FENDER REAR L	1	≤10032			0	0
010	R2401-41623	FENDER REAR L	1	≥10033	←		0	0
010	R2401-41624	FENDER REAR L	1	≥10371	←		0	0
010	R2401-41625	FENDER REAR L	1	≥10427	←		8.8	19.36
020	31355-83130	CUSHION	2				0.003	0.0066
030	38240-29870	CUSHION	1				0.004	0.0088
040	01135-61025	BOLT	3				0.04	0.088
050	R2401-41640	COVER	1				0.21	0.462
050	R2401-91350	KIT COVER A	1			KTC	0.03	0.066
050	R2401-91450	KIT COVER (B)	1			KCL	0.216	0.4752
060	R1401-41670	HINGE	1				0.009	0.0198
070	01133-61016	BOLT	2				0.018	0.0396
080	04013-60100	WASHER PLAIN	2				0.003	0.0066
090	RC101-43540	ASSY LOCK CYLINDER	1				0.12	0.264
100	36330-29300	SHIM ADJUSTING	1				0.001	0.0022
110	R1401-41680	LEVER	1				0.009	0.0198
120	04013-60160	WASHER PLAIN	1				0.01	0.022
130	04013-60100	WASHER PLAIN	1				0.003	0.0066
140	04512-60100	WASHER SPRING	1				0.002	0.0044
150	02114-60100	NUT	1				0.008	0.0176
160	R1401-41660	MUD GUADE	1	≤10263			0.332	0.7304
160	R1401-41662	MUD GUADE	1	≥10264	≠		0.33	0.726
170	01133-61025	BOLT	2				0.02	0.044
180	04015-60100	WASHER PLAIN	2				0.015	0.033
190	R2401-41630	FENDER REAR R	1				7	15.4
200	38240-29870	CUSHION	1				0.004	0.0088
210	01135-61025	BOLT	3				0.04	0.088
220	R2401-41640	COVER	1				0.21	0.462
230	R1401-41670	HINGE	1				0.009	0.0198
240	01133-61016	BOLT	2				0.018	0.0396
250	RC101-43540	ASSY LOCK CYLINDER	1				0.12	0.264
260	36330-29300	SHIM ADJUSTING	1				0.001	0.0022
270	R1401-41680	LEVER	1				0.009	0.0198
280	04013-60160	WASHER PLAIN	1				0.01	0.022
290	04013-60100	WASHER PLAIN	1				0.003	0.0066
300	04512-60100	WASHER SPRING	1				0.002	0.0044
310	02114-60100	NUT	1				0.008	0.0176
320	04013-60100	WASHER PLAIN	2				0.003	0.0066
330	31355-83130	CUSHION	2				0.003	0.0066

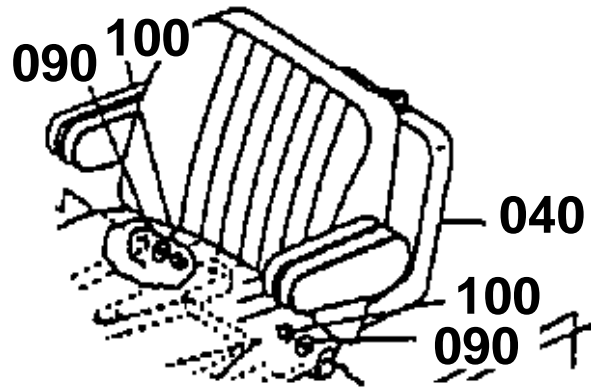
SEAT



040 R2401-3813-0

090 04013-60100

100 02176-60100



R2401-829-10

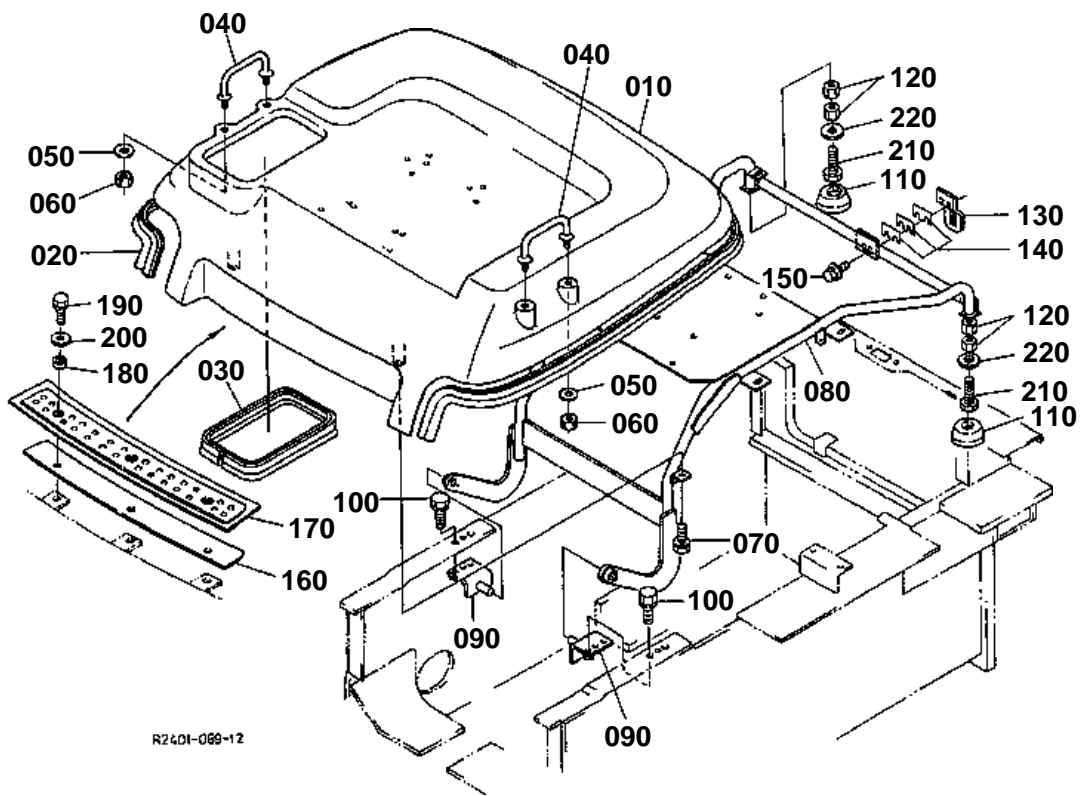


SEAT

↔ Interchangeable; ≠ not interchangeable; ← new for old; → old for new

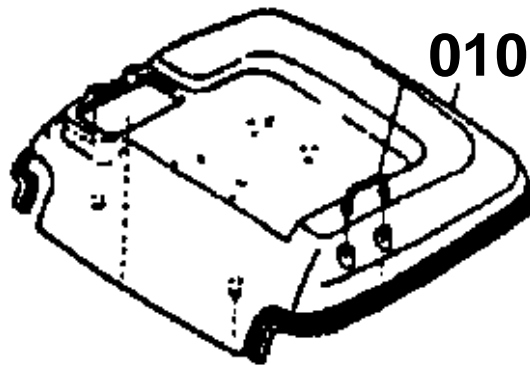
REF.No	Part No.	Description	Q'ty	S.No.	I/C	REMARKS	Weight (kgf)	Weight (lb)
010	R2401-38010	ASSY SEAT	1	<=10235			0	0
010	R2401-38012	ASSY SEAT	1	>=10236	←		0	0
020	R2401-38110	RAIL SLIDE A	1				1.054	2.3188
030	R2401-38120	RAIL SLIDE B	1				0.9	1.98
040	R2401-38130	COMP. SEAT	1	<=10235			0	0
040	R2401-38132	COMP. SEAT	1	>=10236	←		17.5	38.5
050	02751-60080	NUT FLANGE	8				0.006	0.0132
060	R2401-38210	SEAT BASE	1			STD	5	11
060	R2401-38300	ASSY TURNTABLE	1			BH	11.7	25.74
070	TA040-18502	ASSY BELT SEAT	1	<=11187			0	0
070	TA040-18503	ASSY BELT SEAT	1	>=11188	←		0.825	1.815
080	01176-61035	BOLT	4				0.024	0.0528
090	04013-60100	WASHER PLAIN	4	<=10263			0.003	0.0066
090	04013-60100	WASHER PLAIN	6	>=10264			0.003	0.0066
100	02176-60100	NUT	2	<=10263			0.006	0.0132
110	R2401-38220	WIRE	2				0.049	0.1078
120	68817-43480	BRACKET SMV MARK	1				0.17	0.374
130	01123-60820	BOLT	2				0.015	0.033
140	55411-31620	GRIP LEVER	1				0.03	0.066
150	68721-65740	SPRING PLATE	4	>=10264			0.002	0.0044

HOOD



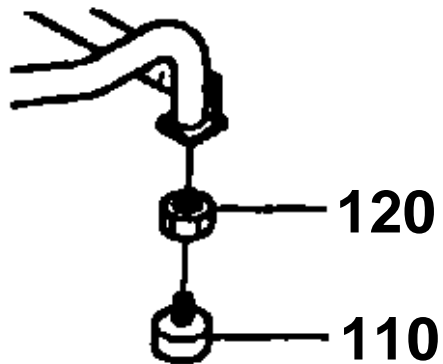
R2401-069-12

010 R1401-4311-2



110 R1401-4313-0

120 02114-60080



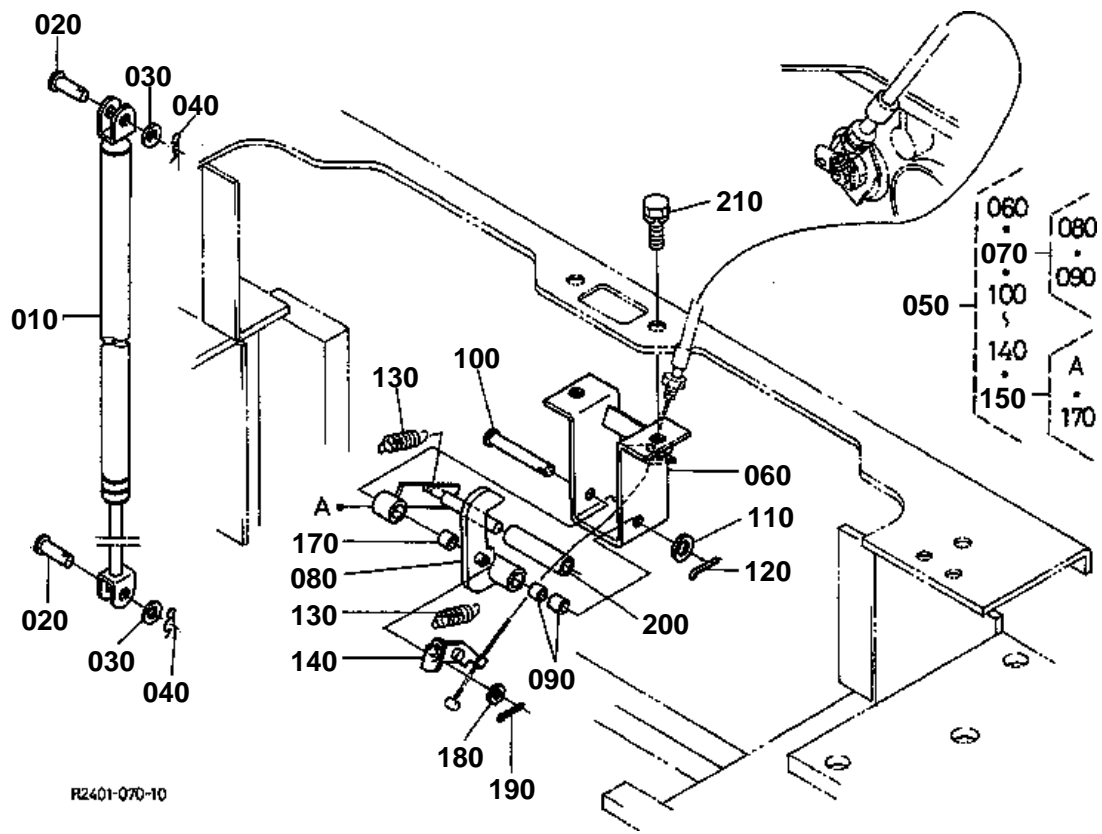
R2401-825-10

**HOOD**

↔ Interchangeable; ≠ not interchangeable; ← new for old; → old for new

REF.No	Part No.	Description	Q'ty	S.No.	I/C	REMARKS	Weight (kgf)	Weight (lb)
010	R1401-43112	BONNET	1	≤10194			9	19.8
010	R1401-43113	BONNET	1	≥10195	≠		9	19.8
020	R1401-43150	TRIM	1	≤10194			0.56	1.232
020	R1401-43152	TRIM	1	≥10195	≠		0.601	1.3222
030	R1401-43170	TRIM	1				0.16	0.352
040	34670-29440	HANDRAIL	2				0.1	0.22
050	04013-60140	WASHER PLAIN	4				0.01	0.022
060	02176-60140	NUT	4				0.014	0.0308
070	01123-61020	BOLT	8				0.02	0.044
080	R2401-43120	FRAME	1	≤10194			16	35.2
080	R2401-43123	FRAME	1	≥10195	≠		0	0
080	R2401-43124	FRAME	1	≥11342	←		14.44	31.768
090	R1401-43140	BRACKET FRAME	2				0.351	0.7722
100	01133-61030	BOLT	4				0.023	0.0506
110	R1401-43130	CUSHION	2	≤10217			0.06	0.132
110	R1401-43132	CUSHION	2	≥10218	≠		0	0
120	02114-60080	NUT	2				0.002	0.0044
120	02212-60080	NUT	2		↔		0	0
130	R1401-43270	BRACKET CACH	1				0.118	0.2596
140	R1401-43290	SHIM	5	≤11040			0.005	0.011
140	R1401-43290	SHIM	3	≥11041			0.005	0.011
150	01125-60825	BOLT	2				0.016	0.0352
160	R1401-44420	STEP	1	≥10195			0.92	2.024
170	R1401-44430	MAT	1	≥10195			0.794	1.7468
180	66103-55570	COLLAR	3	≥10195			0.05	0.11
190	01123-60825	BOLT	3	≥10195			0.012	0.0264
200	04015-60080	WASHER PLAIN	3	≥10195			0.01	0.022
210	01153-60835	BOLT	2	≥10195			0.02	0.044
220	04015-60080	WASHER PLAIN	2	≥10195			0.01	0.022

HOOD LOCK



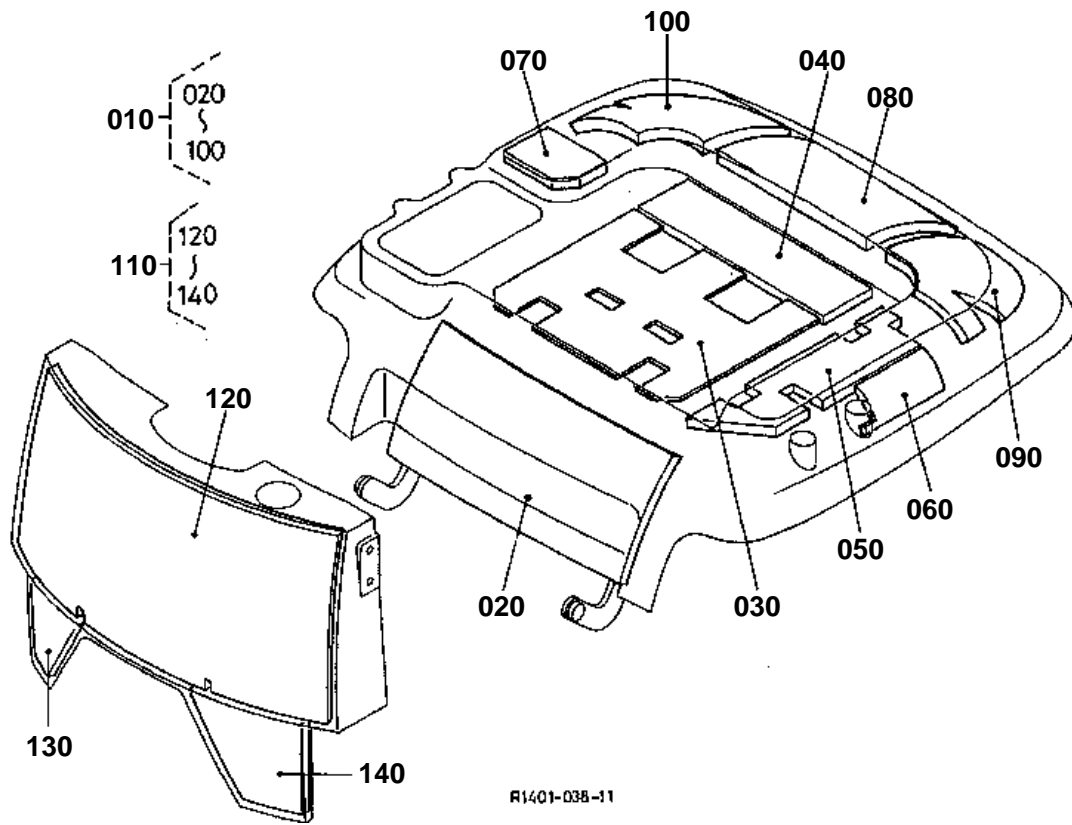
RZ401-Q70-10

**HOOD LOCK**

↔ Interchangeable; ≠ not interchangeable; ← new for old; → old for new

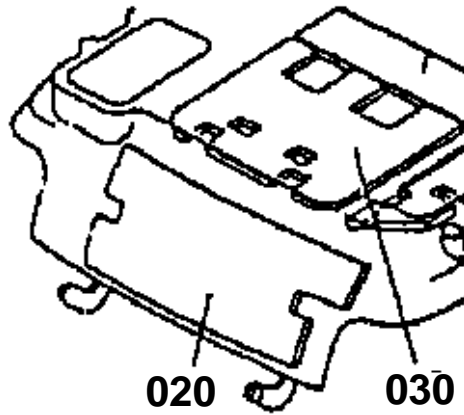
REF.No	Part No.	Description	Q'ty	S.No.	I/C	REMARKS	Weight (kgf)	Weight (lb)
010	R2401-43310	DAMPER GAS	1	<=10403			0.474	1.0428
010	R2401-43312	DAMPER GAS	1	>=10404	←		0	0
020	05122-51025	PIN JOINT	2				0.017	0.0374
030	04013-60100	WASHER PLAIN	2				0.003	0.0066
040	05515-61000	PIN SNAP	2				0.002	0.0044
050	R1401-43200	ASSY HOOK	1				0.75	1.65
060	R1401-43210	BRACKET	1				0.404	0.8888
070	R1401-43300	ASSY PLATE	1				0.154	0.3388
080	R1401-43220	PLATE	1	<=10620			0	0
080	R1401-43222	PLATE	1	>=10621	←		0.15	0.33
090	08511-01012	BUSH	2				0.003	0.0066
100	05122-51065	PIN JOINT	1				0.04	0.088
110	04013-60100	WASHER PLAIN	1				0.003	0.0066
120	05511-50318	PIN SPLIT	1				0.001	0.0022
130	87200-22310	SPRING LEVER RETURN	2				0.003	0.0066
140	R1401-43230	LINK	1				0.044	0.0968
150	R1401-43350	ASSY LEVER	1				0.09	0.198
160	99999-99999	BLANK	0				0	0
170	08511-01012	BUSH	1				0.003	0.0066
180	04013-60060	WASHER PLAIN	1				0.001	0.0022
190	05511-51612	PIN SPLIT	1				0.001	0.0022
200	09661-80030	TUBE FUEL	1				0.004	0.0088
200	09664-80030	TUBE FUEL	1		↔		0.003	0.0066
210	01133-61025	BOLT	2				0.02	0.044

SOUND ABSORBER



020 R1401-4341-0

030 R1401-4342-0



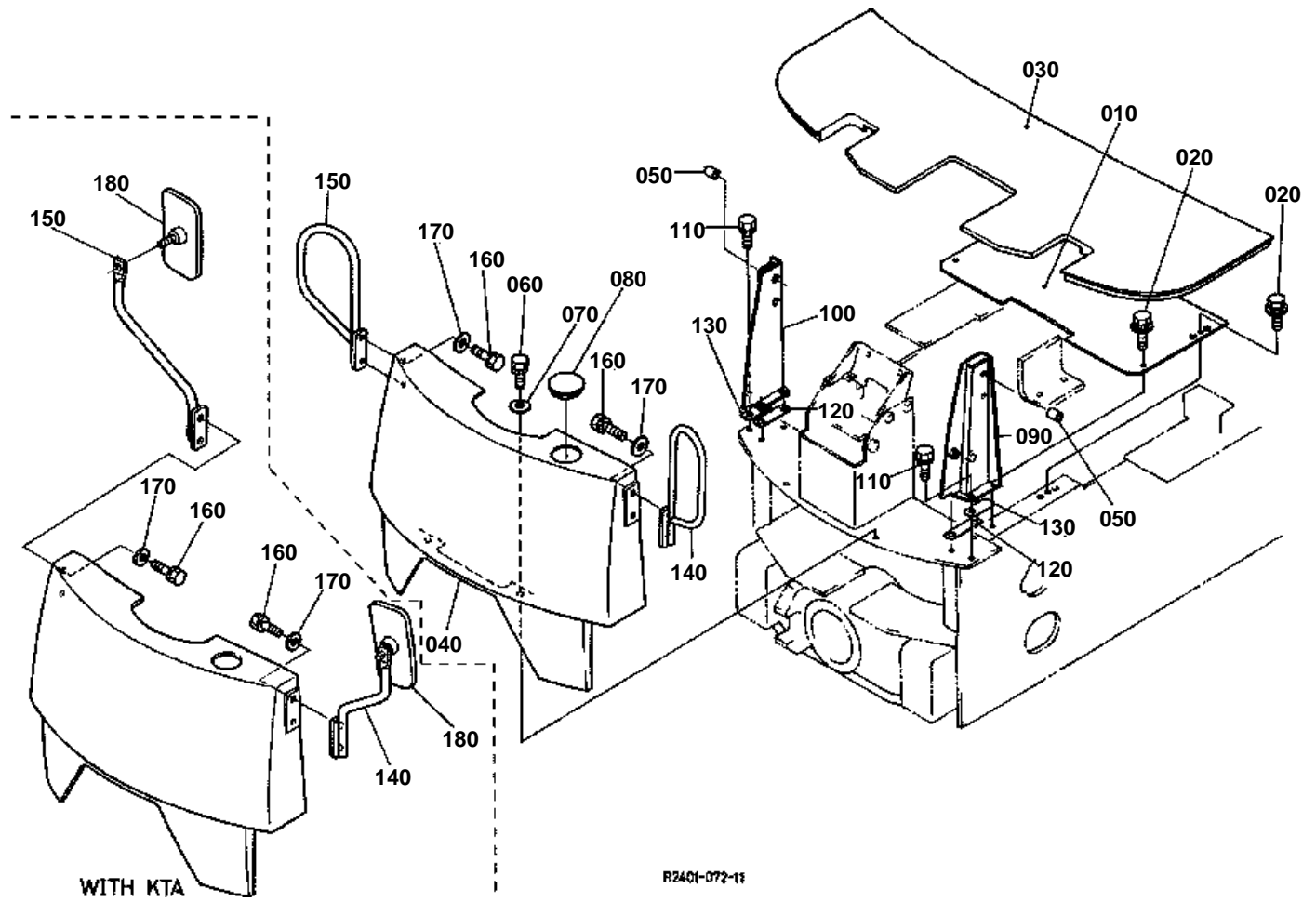
R2401-806-11

**SOUND ABSORBER**

↔ Interchangeable; ≠ not interchangeable; ← new for old; → old for new

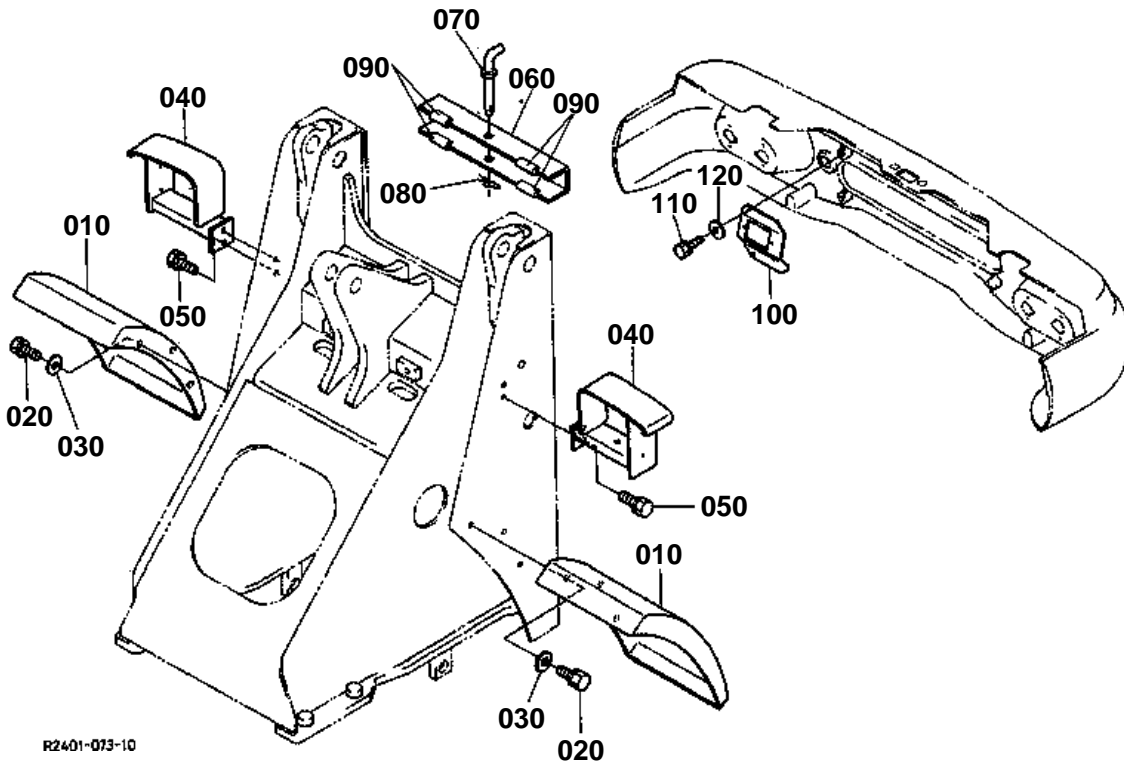
REF.No	Part No.	Description	Q'ty	S.No.	I/C	REMARKS	Weight (kgf)	Weight (lb)
010	R1401-43700	ASSY SPONGE	1	≤10194			0	0
010	R1401-43703	ASSY SPONGE	1	≥10195	≠		0.87	1.914
020	R1401-43410	SPONGE	1	≤10194			0.07	0.154
020	R1401-43412	SPONGE	1	≥10195	≠		0.134	0.2948
030	R1401-43420	SPONGE	1	≤10194			0	0
030	R1401-43423	SPONGE	1	≥10195	≠		0	0
040	R1401-43430	SPONGE	1				0.03	0.066
050	R1401-43440	SPONGE	1				0.12	0.264
060	R1401-43450	SPONGE	1				0.07	0.154
070	R1401-43460	SPONGE	1				0.12	0.264
080	R1401-43470	SPONGE	1				0.11	0.242
090	R1401-43480	SPONGE	1				0.2	0.44
100	R1401-43490	SPONGE	1				0.2	0.44
110	R1401-43800	ASSY SPONGE	1				0.31	0.682
120	R1401-43510	SPONGE	1				0.3	0.66
130	R1401-43520	SPONGE	1				0.05	0.11
140	R1401-43530	SPONGE	1				0.05	0.11

OPERATION STAND

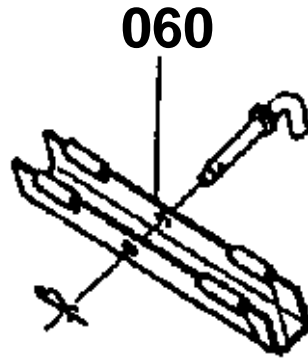


↔ Interchangeable; ≠ not interchangeable; ← new for old; → old for new

REF.No	Part No.	Description	Q'ty	S.No.	I/C	REMARKS	Weight (kgf)	Weight (lb)
010	R1401-44110	STEP	1	<=10194			5.3	11.66
010	R1401-44113	STEP	1	>=10195	≠		5.31	11.682
020	01135-61020	BOLT	4				0.015	0.033
030	R1401-44120	MAT	1				6.1	13.42
040	R2401-44150	COVER	1				3	6.6
040	R2401-91340	KIT COVER A	1			KTC	5	11
040	R2401-91440	KIT COVER (B)	1			KCL	6	13.2
050	R1401-44140	COLLAR	4				0.016	0.0352
060	01133-61025	BOLT	2				0.02	0.044
070	04015-60100	WASHER PLAIN	2				0.015	0.033
080	R1401-44360	CAP BRAKE TANK	1				0.045	0.099
090	R2401-44160	BRACKET MIRROR L	1				3.14	6.908
100	R2401-44170	BRACKET MIRROR R	1				2.66	5.852
110	01133-61020	BOLT	6				0.02	0.044
120	R1401-44180	SHIM	4			0.3mm	0.004	0.0088
130	R1401-44190	SHIM	1			0.3mm	0.004	0.0088
140	R2401-44280	HANDRAIL L	1			W/O KTA	1.21	2.662
140	R2401-44210	STAY MIRROR L	1			WITH KTA	0.92	2.024
150	R2401-44290	HANDRAIL R	1			W/O KTA	1.21	2.662
150	R2401-44220	STAY MIRROR R	1			WITH KTA	0.96	2.112
160	01133-61045	BOLT	4				0.035	0.077
170	04013-60100	WASHER PLAIN	4				0.003	0.0066
180	R1401-44240	MIRROR BACK	2			WITH KTA	0.26	0.572



060 68881-8111-2



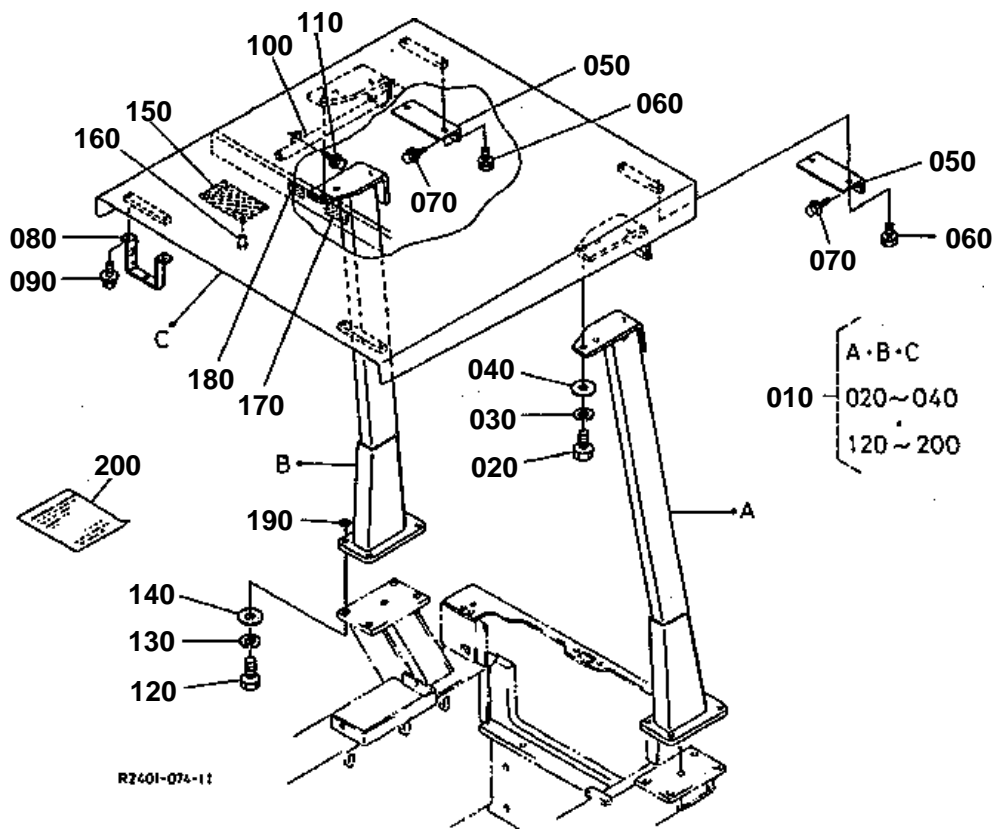
R1401-817-10



FENDER

↔ Interchangeable; ≠ not interchangeable; ← new for old; → old for new

REF.No	Part No.	Description	Q'ty	S.No.	I/C	REMARKS	Weight (kgf)	Weight (lb)
010	R2401-44530	FENDER	2				0.984	2.1648
020	01133-61020	BOLT	6				0.02	0.044
030	04015-60100	WASHER PLAIN	6				0.015	0.033
040	R2401-44630	BRACKET LIGHT	2				2	4.4
050	01133-61020	BOLT	4				0.02	0.044
060	R2401-44310	STOPPER CYLINDER	1				3.09	6.798
070	69110-21190	PIN	1				0.08	0.176
080	05515-61200	PIN SNAP	1				0.005	0.011
090	R1401-44330	TRIM SASH	4				0.007	0.0154
100	R1401-44650	BRACKET BACK LAMP	1				0.168	0.3696
110	01153-60812	BOLT	2				0.01	0.022
120	04512-60080	WASHER SPRING	2				0.002	0.0044

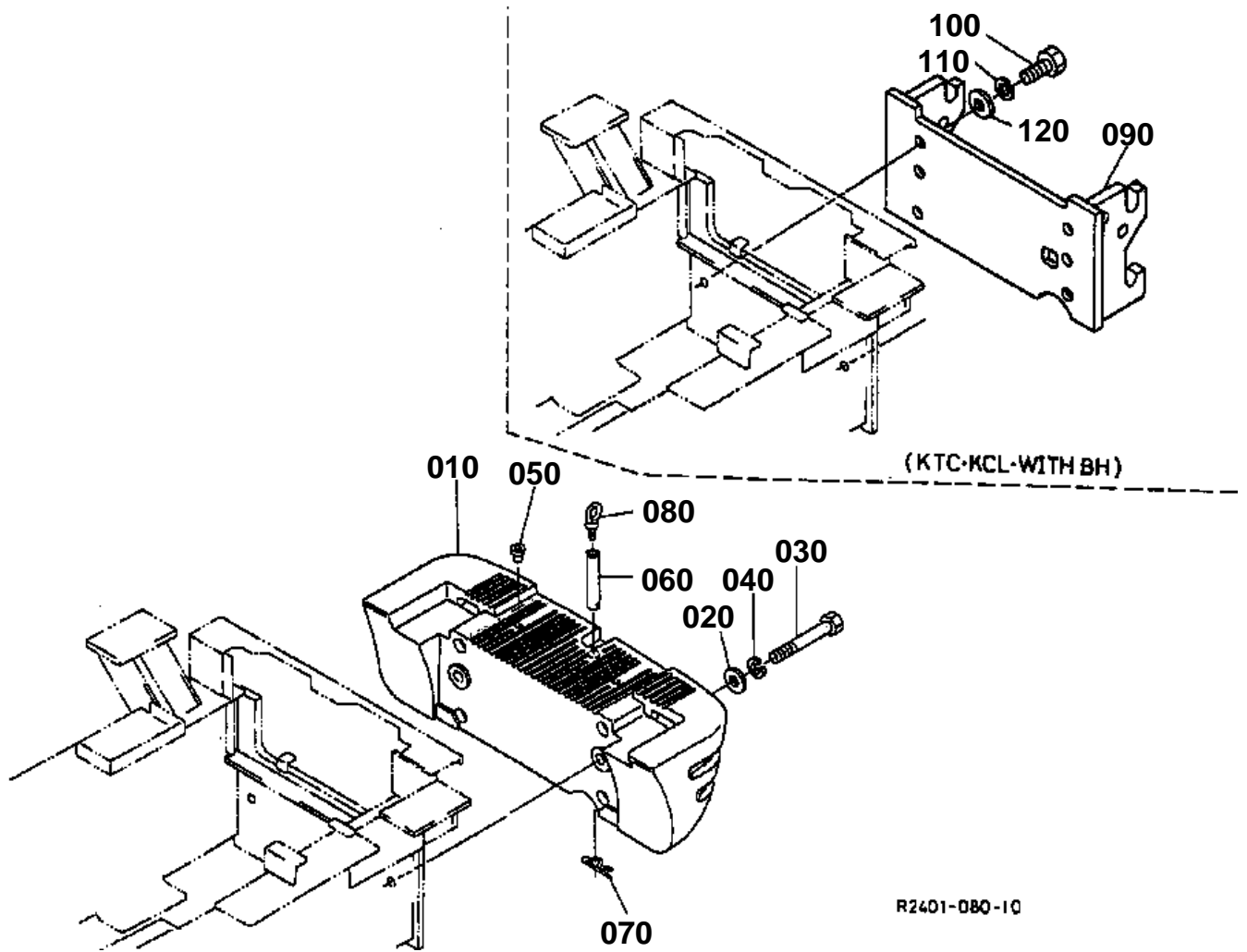




ROPS

↔ Interchangeable; ≠ not interchangeable; ← new for old; → old for new

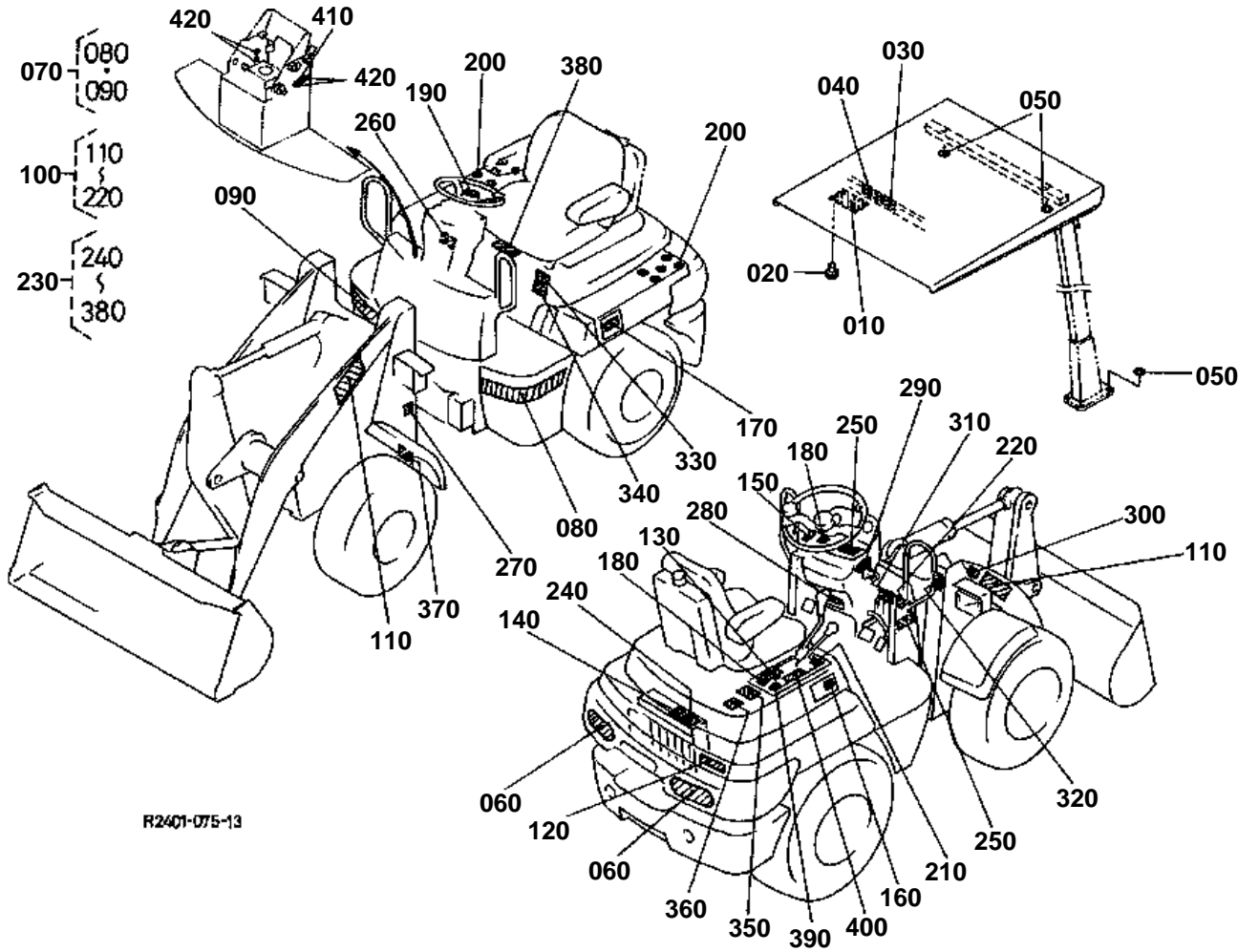
REF.No	Part No.	Description	Q'ty	S.No.	I/C	REMARKS	Weight (kgf)	Weight (lb)
010	R2401-91362	ASSY CANOPY	1			KTC KTA	0	0
010	R2401-91462	ASSY CANOPY	1			KCL	0	0
020	01176-61230	BOLT	10				0.036	0.0792
030	04512-60120	WASHER SPRING	10				0.005	0.011
040	04013-60120	WASHER PLAIN	10				0.01	0.022
050	R2401-45142	BRACKET REAR LIGHT	2				0.485	1.067
060	01125-60816	BOLT	4				0.01	0.022
070	01025-60612	BLANK	4				0.005	0.011
080	R2401-45162	BRACKET FRONT LIGHT	2				0.61	1.342
090	01125-60816	BOLT	4				0.01	0.022
100	R2401-45170	COVER CABLE	2				0.3	0.66
110	01125-60816	BOLT	4				0.01	0.022
120	01176-61635	BOLT	8				0.04	0.088
130	04512-60160	WASHER SPRING	8				0.01	0.022
140	04011-60160	WASHER PLAIN	8				0.01	0.022
150	R2401-57110	LABEL	1				0.016	0.0352
160	54102-24420	RIVET	4				0.001	0.0022
170	R2401-57510	LABEL ROPS	1				0.001	0.0022
170	R2401-57450	LABEL ROPS	1			KCL	0.001	0.0022
180	R2401-57520	LABEL ROPS	1				0.001	0.0022
180	R2401-57460	LABEL ROPS	1			KCL	0.001	0.0022
190	R2401-45410	LABEL CANOPY	8				0.001	0.0022
200	R2401-45190	MANUAL ASSEMBLY	1				0.002	0.0044



**WIGHT**

↔ Interchangeable; ≠ not interchangeable; ← new for old; → old for new

REF.No	Part No.	Description	Q'ty	S.No.	I/C	REMARKS	Weight (kgf)	Weight (lb)
010	R2401-48210	WEIGHT	1			KTA	0	0
020	68811-48122	WASHER	2			KTA	0.071	0.1562
030	01173-62004	BOLT	2			KTA	0.32	0.704
040	04512-60200	WASHER SPRING	2			KTA	0.02	0.044
050	90585-11990	PLUG	2			KTA	0.003	0.0066
060	R1401-48130	PIN	1			KTA	0.97	2.134
070	R1401-48140	PIN SNAP	1			KTA	0.007	0.0154
080	R2401-48150	BOLT EYE	1			KTA	0.117	0.2574
090	R2401-48510	BRACKET	1			KTC/KCL WITH BH	74	162.8
100	01173-62050	BOLT	6			KTC/KCL WITH BH	0.17	0.374
110	04512-60200	WASHER SPRING	6			KTC/KCL WITH BH	0.02	0.044
120	04011-50200	WASHER PLAIN	6			KTC/KCL WITH BH	0.015	0.033



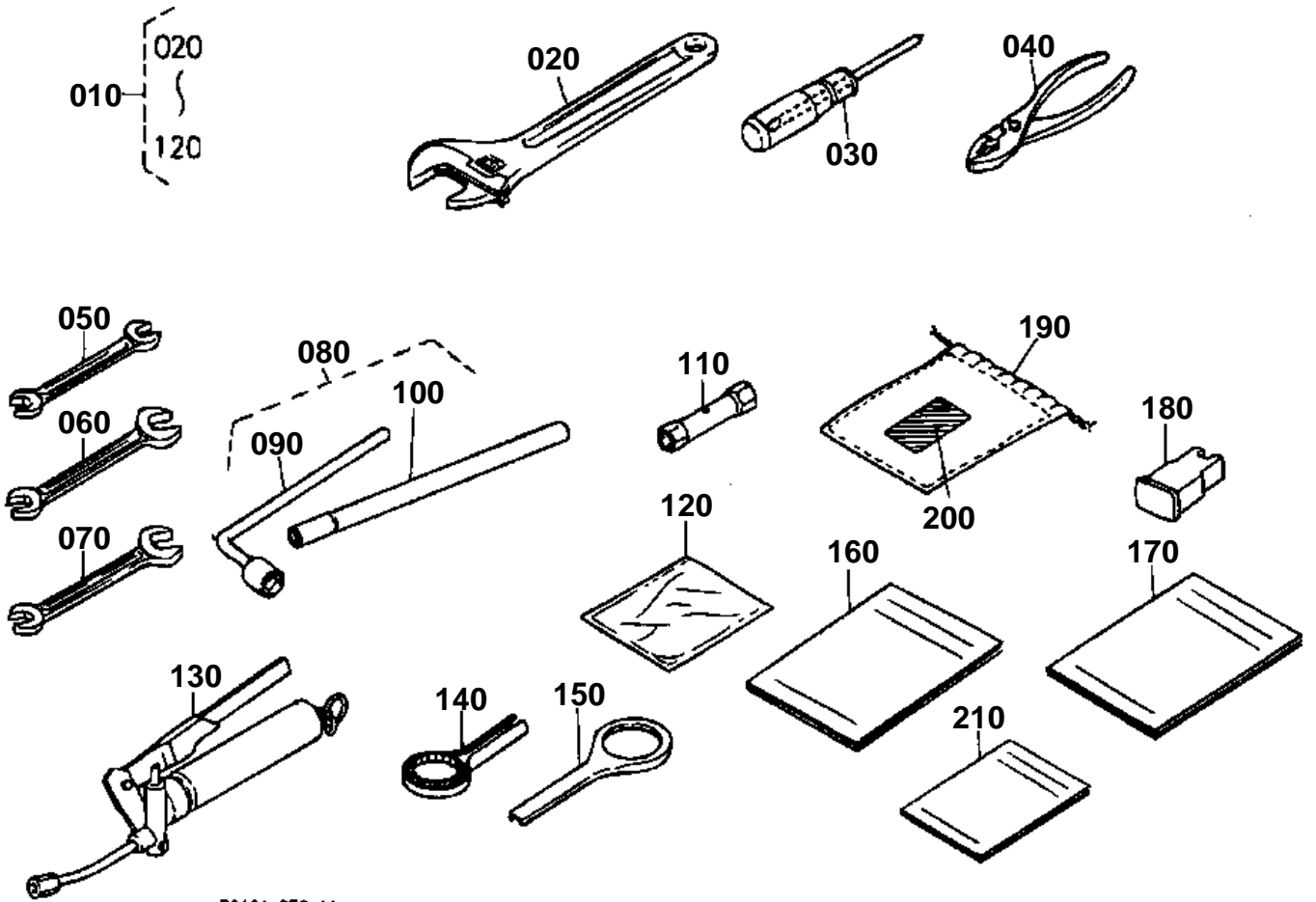
R2401-075-13



LABEL

↔ Interchangeable; ≠ not interchangeable; ← new for old; → old for new

REF.No	Part No.	Description	Q'ty	S.No.	I/C	REMARKS	Weight (kgf)	Weight (lb)
010	R2401-57110	LABEL	1				0.016	0.0352
020	54102-24420	RIVET	4				0.001	0.0022
030	R2401-57510	LABEL ROPS	1				0.001	0.0022
040	R2401-57520	LABEL ROPS	1				0.001	0.0022
050	R2401-45410	LABEL CANOPY	8				0.001	0.0022
060	R2401-41710	LABEL	2				0.023	0.0506
070	R2401-57100	ASSY LABEL	1				0.072	0.1584
080	R2401-57130	LABEL RL	1				0.017	0.0374
090	R2401-57140	LABEL RR	1				0.017	0.0374
100	R2401-57200	ASSY LABEL	1				0.093	0.2046
110	68328-57270	MARK KUBOTA	2				0.02	0.044
120	R2401-57180	LABEL KUBOTA	1				0.002	0.0044
130	R2401-57220	LABEL	1				0.001	0.0022
140	TA040-49580	LABEL MUFFLER	1				0.001	0.0022
150	R1401-57210	LABEL SP-CHANGE	1				0	0
160	R2401-57350	LABEL	1				0.001	0.0022
170	R2401-57360	LABEL FUEL	1				0.001	0.0022
180	R1401-57230	LABEL LOCK	3				0.001	0.0022
190	R1401-34650	MARK STEERING	1				0.005	0.011
200	R2401-45250	LABEL CANOPY	10				0.001	0.0022
210	R2401-57620	LABEL	2				0.001	0.0022
220	R2401-57630	LABEL	1				0.001	0.0022
230	R2401-57300	ASSY LABEL	1	<=10225			0.089	0.1958
230	R2401-57303	ASSY LABEL	1	>=10226	≠		0.095	0.209
240	R2401-57610	LABEL	1				0	0
240	RC108-57540	LABEL	1		↔		0.001	0.0022
250	R2401-57340	LABEL ENGINE START	1				0.002	0.0044
260	R2401-57570	LABEL ENGINE START	1				0.002	0.0044
270	R2401-57530	LABEL	2				0.002	0.0044
280	R2401-57550	LABEL BRAKE	1				0.001	0.0022
290	R2401-57320	LABEL MAIN SWITCH	1				0.001	0.0022
300	R2401-57540	LABEL SUPPORT	2				0.002	0.0044
310	68817-57810	LABEL LIFT ARM SUPP.	1				0.002	0.0044
320	R2401-57560	LABEL	4				0.005	0.011
330	R2401-57582	LABEL	1				0.004	0.0088
340	R2401-57590	LABEL	1				0.004	0.0088
350	R2401-57250	LABEL	1				0.003	0.0066
360	R2401-57260	LABEL LEVER LOCK	1				0.003	0.0066
370	R2401-57720	LABEL	1				0.001	0.0022
380	R2401-57640	LABEL	1			ENGLISH	0.006	0.0132
380	R2401-57490	LABEL	1			FRENCH	0.006	0.0132
390	R2401-57750	LABEL	1				0.001	0.0022
400	R2401-57760	LABEL	1				0.001	0.0022
410	R2401-57780	LABEL COVER	1	>=10393			0.002	0.0044
420	R1401-57450	LABEL	4	>=10393			0.001	0.0022



R2401-076-11



ACCESSORIES AND SERVICE PARTS

↔ Interchangeable; ≠ not interchangeable; ← new for old; → old for new

REF.No	Part No.	Description	Q'ty	S.No.	I/C	REMARKS	Weight (kgf)	Weight (lb)
010	R2401-81100	ASSY TOOLS	1				1.892	4.1624
020	68331-81220	WRENCH MONKEY	1				0.24	0.528
030	07115-56143	SCREWDRIVER CROSS	1				0.04	0.088
040	07211-10150	PLIERS	1				0.16	0.352
050	07012-11012	SPANNER	1				0.041	0.0902
060	07012-11417	SPANNER	1				0.084	0.1848
070	07012-11719	SPANNER	1				0.124	0.2728
080	68861-81110	ASSY WRENCH WHEEL	1				1	2.2
090	68861-81120	WRENCH WHEEL	1				0.7	1.54
100	68841-81130	PIPE	1				0.32	0.704
110	07013-01012	WRENCH(SOCKET)	1				0.144	0.3168
120	R1401-81120	BAG TOOLS	1			NOT SALE	0.03	0.066
120	68311-81130	BAG TOOLS	1		←		0.03	0.066
130	68061-81110	SQUEEZER GREASE	1				1.75	3.85
130	RB208-81110	SQUEEZER GREASE	1		↔		1.3	2.86
140	15241-86612	WRENCH FILTER	1				0.115	0.253
150	15527-86610	WRENCH FILTER	1				0.15	0.33
160	R2401-81215	MANUAL INSTRUCTION	1			ENGLISH	0.235	0.517
160	R2401-81273	MANUAL INSTRUCTION	1			FRENCH	0.255	0.561
170	R2401-81223	PARTS LIST	1	≤10426			0	0
170	R2401-81224	PARTS LIST	1	≥10427	←		0.26	0.572
180	35080-34530	FUSE	1				0.015	0.033
190	68311-81130	BAG TOOLS	1				0.03	0.066
200	R1401-81144	LABEL SET	1				0	0
210	1G511-89813	STATEMENT WARRANTY	1			NOT SALE	0	0